



(11) **EP 2 474 521 A1**

(12) **EUROPEAN PATENT APPLICATION**

(43) Date of publication:  
**11.07.2012 Bulletin 2012/28**

(51) Int Cl.:  
**C07C 231/10** <sup>(2006.01)</sup> **C07C 233/13** <sup>(2006.01)</sup>  
**A61K 31/165** <sup>(2006.01)</sup> **C07C 231/12** <sup>(2006.01)</sup>  
**C07C 231/18** <sup>(2006.01)</sup>

(21) Application number: **12163085.9**

(22) Date of filing: **08.06.2007**

(84) Designated Contracting States:  
**AT BE BG CH CY CZ DE DK EE ES FI FR GB GR HU IE IS IT LI LT LU LV MC MT NL PL PT RO SE SI SK TR**  
Designated Extension States:  
**AL BA HR MK RS**

- **Caccia, Carla**  
**21013 GALLARATE (VA) (IT)**
- **Salvati, Patricia**  
**20020 ARESE (MI) (IT)**
- **Velardi, Francesco**  
**28062 CAMERI (MO) (IT)**
- **Ruffilli, Tiziano**  
**13856 VIGLIANO BIELLESE (BI) (IT)**
- **Bogogna, Luigi**  
**28010 VAPRIO D'AGOGNA (NO) (IT)**

(30) Priority: **19.06.2006 EP 06012565**

(62) Document number(s) of the earlier application(s) in accordance with Art. 76 EPC:  
**07764601.6 / 2 029 524**

(71) Applicant: **Newron Pharmaceuticals S.p.A.**  
**20091 Bresso (MI) (IT)**

(74) Representative: **Sgarbi, Renato**  
**Giambrocono & C. s.p.a.**  
**Via Rosolino Pilo 19/B**  
**20129 Milano (IT)**

(72) Inventors:

- **Barbanti, Elena**  
**20093 COLOGNO MONZESE (MI) (IT)**

Remarks:  
This application was filed on 04-04-2012 as a divisional application to the application mentioned under INID code 62.

(54) **High purity degree 2-[4-(3- and 2-fluorobenzyloxy)benzylamino]propanamides for use as medicaments and pharmaceutical formulations containing them**

(57) High purity degree (S)-2-[4-(3- and 2-fluorobenzyloxy)-benzylamino]propanamides with a content of genotoxic dibenzyl derivatives impurities lower than 0.03%, preferably lower than 0.01%, by weight for use as safe

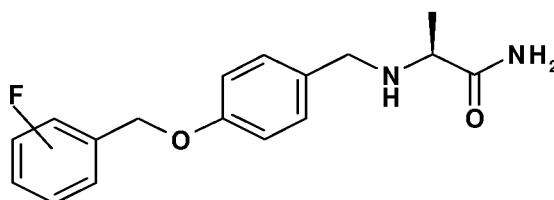
medicaments and pharmaceutical composition containing them as the active agents.

**EP 2 474 521 A1**

## Description

## BACKGROUND OF THE INVENTION

**[0001]** The present invention relates to high purity (S)-2-[4-(3-fluorobenzoyloxy)-benzylamino]propanamide, i.e. safinamide (**Ia**), and (S)-2-[4-(2-fluorobenzoyloxy)-benzylamino]propanamide, i.e. ralfinamide (**Ib**), as defined in claim 1 for use as medicaments and pharmaceutical formulations containing them as the active agents.



**safinamide (Ia): 3-F**

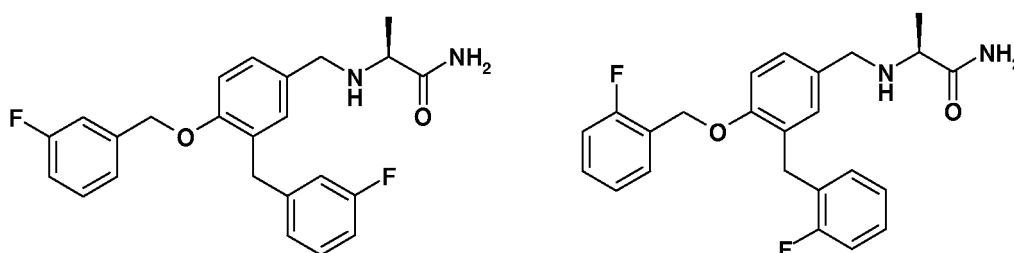
**ralfinamide (Ib): 2-F**

**[0002]** Safinamide (NW-1015, FCE-26743A, PNU-151774E) is a sodium channel blocker, a calcium channel modulator, a monoamino oxidase B (MAO-B) inhibitor, a glutamate releasing inhibitor and a dopamine metabolism modulator.

**[0003]** Safinamide is useful in the treatment of CNS disorders, in particular of epilepsy, Parkinson's disease, Alzheimer's disease, depression, restless legs syndrome and migraine (WO 90/14334, WO 04/089353, WO 05/102300, WO 04/062655).

**[0004]** Ralfinamide (NW-1029, FCE-26742A, PNU-0154339E) is a sodium channel blocker useful in the treatment of pain conditions, including chronic pain and neuropathic pain, migraine, bipolar disorders, depressions, cardiovascular, inflammatory, urogenital, metabolic and gastrointestinal disorders (WO 99/35125, WO 03/020273, WO 04/062655, WO 05/018627, WO 05/070405, W005/ 102300, WO 06/027052).

**[0005]** It has now been discovered that the large scale preparations of safinamide and ralfinamide according to the methods described in the prior art, contain two undesired impurities, i.e., respectively, (S)-2-[3-(3-fluorobenzyl)-4-(3-fluorobenzoyloxy)-benzylamino]propanamide (**IIa**) and (S)-2-[3-(2-fluorobenzyl)-4-(2-fluorobenzoyloxy)-benzylamino]propanamide (**IIb**), and their salt, in particular the respective methanesulfonates (**IIc**) and (**IId**)



**(IIa)**

**(IIb)**

**[0006]** This fact is of particular relevance because of the very high toxicity of the two impurities named above.

**[0007]** Many of the drug candidates fail in clinical trials because of unforeseen effects on human metabolism, or toxicity, due to unwanted impurities and, therefore, the elimination of such impurities in early pre-clinical phase is important and strongly desirable.

**[0008]** At preclinical level, the "drugability" of new compounds can be assessed using a very well established battery of in vitro assays, such as interaction with drug-metabolizing enzymes, cytotoxicity, metabolic stability and profiling, membrane permeability, intrinsic clearance and human ether-ago-go related gene (HERG) channel blockade etc.

**[0009]** The Cytochrome P450 (CYP 450) system is the principal enzyme system for the metabolism of lipophilic xenobiotics, including drugs, carcinogens, and environmental pollutants. CYP 450 is a heme-containing, membrane bound, multienzyme system that is present in many tissues but is present at the highest level in liver. In human liver, it is estimated that there are 15 to 20 different xenobiotic-metabolizing CYP 450 forms. So far, more than fourteen CYP gene families have been identified in mammals. Despite the existing high homology, extensive studies have revealed

that each CYP family and subfamily has distinct roles in xenobiotic metabolism. Three CYP families CYP1, CYP2 and CYP3 account for about 70% of human hepatic microsomes CYPs with CYP3 accounting for approximately 30%. These CYPs are the major responsible for the metabolism of most marketed drugs.

**[0010]** The CYP1 family contains several members that include CYP1A1, CYP1A2 and CYP1B1 and they are involved in the metabolism of acetaminophen, clomipramine and imipramine.

**[0011]** The CYP2 family contains several subfamilies including CYP2A, CYP2B, CYP2C, CYP2D and CYP2E. The CYP2C subfamily contains at least seven members. CYP2C9 is responsible for the metabolism of ibuprofen, diclofenac, tolbutamide and tosemeide. CYP2C19 is the major isoenzyme metabolizing diazepam and omeprazole. CYP2D6 has been shown to be responsible for metabolizing over 30% of the drugs on the market, including, antidepressants and cardiovascular and anti-psychotic drugs.

**[0012]** In the CYP3 family, three isoforms have been identified in human liver. Human CYP3A4 has been recognized to be the most important isoform in drug metabolism. To date, metabolism catalyzed by CYP3A4 is the major elimination route for nearly 50% of marketed drugs.

**[0013]** Because of their importance in drug metabolism, both CYP3A4 and CYP2D6 are often involved in drug-drug interactions and several clinically used compounds have been identified as potent inhibitor of these CYP 450 isoforms such as ketoconazole, terfenadine, erythromycin, miconazole propanolol and quinidine, respectively. This imposes a clear limitation on the use of these drugs.

**[0014]** A further problem, consisting in sudden death as a side effect of the action of non antiarrhythmic drugs is a major pharmacological safety concern facing the pharmaceutical industry and the health regulatory authorities. In recent years, at least five blockbuster drugs (astemizole, sertindole, terfenadine, cisapride, grepafloxacin) have been withdrawn from the market due to reports of sudden death. In all cases, long QT Syndrome (LQTS), an abnormality of cardiac muscle repolarization, that is characterized by the prolongation of the QT interval in the electrocardiogram, was implicated as a predisposing factor for "torsades de pointes", a polymorphic ventricular tachycardia that can spontaneously degenerate to ventricular fibrillation and cause sudden death. Congenital LQTS can be traced back to several possible mutations resulting in defects in sodium channels, and two different potassium channels: the rapidly activating delayed rectifier ( $I_{Kr}$ ) and the slowly activating delayed rectifier ( $I_{Ks}$ ). Importantly, virtually every case of a prolonged duration of cardiac action potential related to drug exposure (acquired LQTS) can be traced to one specific mechanism: blockade of  $I_{Kr}$  current in the heart. This current, a major contributor to phase 3 repolarization at the end of QT interval, is conducted by tetrameric pores, with the individual subunits encoded by HERG. With blockade of HERG  $K^+$  channels widely regarded as the predominant cause of drug-induced QT prolongation, early detection of compounds with this undesirable side effect has become an important objective in the pharmaceutical industry.

**[0015]** Compounds with strong inhibition of drug-metabolizing enzymes, in particular CYP 450 enzymes, and HERG channel blocking properties have a high probability to be toxic and that their development has to be stopped at an early-stage.

**[0016]** As shown in the **Table 1** the impurities (**Ila** and **Ilb**), as the methanesulfonate salt (**Ilc** and **Ild**), strongly inhibit in the micro- and submicro-molar range CYP3A4, CYP2D6, CYP2C19, CYP2C9 and HERG currents and are highly cytotoxic, compared with safinamide methanesulfonate (**Ic**) and ralfinamide methanesulfonate (**Id**) with high purity degrees, synthesized using the process of this invention.

**Table 1**

Compound	HERG IC <sub>50</sub> , μM	Cytotoxicity IC <sub>50</sub> , μM	CYP3A4 IC <sub>50</sub> , μM	CYP2D6 IC <sub>50</sub> , μM	CYP2C19 IC <sub>50</sub> , μM	CYP2C9 IC <sub>50</sub> , μM	CYP1A2 IC <sub>50</sub> , μM
Impurity <b>Ilc</b>	1.20	6.70	0.05	0.77	0.42	7.29	> 40
Safinamide methanesulfonate	27.0	248.0	> 40	> 40	23.85	> 40	> 40
Impurity <b>Ild</b>	2.66	15.00	0.05	0.92	1.89	8.01	> 40
Ralfinamide methanesulfonate	18.0	> 300	> 40	> 40	> 40	> 40	> 40

**[0017]** **Table 2** shows comparative results (IC<sub>50</sub>) about the inhibition of the cytochrome CYP3A4 using highly pure safinamide and ralfinamide methanesulfonate, synthesized using the new process of this invention, with safinamide and ralfinamide obtained with the same process in the presence of 0.3% of the impurity **Ic** and **Ild**, respectively.

**[0018]** When 0.3% of the impurities **Ic** and **Ild** are added to highly pure safinamide and ralfinamide methanesulfonate, a significant decrease in IC<sub>50</sub> on CYP3A4 is observed in both cases meaning that the impurities contribute to a strong inhibition of the enzyme activity.

EP 2 474 521 A1

Table 2

Compound	CYP3A4 IC <sub>50</sub> , μM
Safinamide methanesulfonate	>40
Safinamide methanesulfonate plus 0.3% <b>Ilc</b> impurity	18
Ralfinamide methanesulfonate	>40
Ralfinamide methanesulfonate plus 0.3% <b>Ild</b> impurity	7.76

[0019] As shown in Table 3 the impurity (**Ilc**) increases, starting from 3 mg/kg ip, the mortality in the mice Maximal Electroshock (MES) test without any pharmacological activity, i.e. protection from convulsions.

Table 3

Compound	MES					
	3 mg/kg ip		10mg/kg ip		30 mg/kg ip	
	% protection	dead/live	% protection	dead/live	% protection	dead/live
Safinamide methanesulfonate	50	0/10	100	0/10	100	0/10
Impurity <b>Ilc</b>	0	5/10	0	4/10	0	4/10

[0020] Table 4 reports that the impurity **Ild**, when given p.o. at 10 and 20 mg/kg, in the Maximal Electroshock test (MES) doesn't protect mice from convulsions if compared with the same doses of ralfinamide methanesulfonate.

Table 4

Compound	MES			
	10 mg/kg p.o.		20 mg/kg p.o.	
	Protection%	Dead/live		Dead/live
Ralfinamide methanesulfonate	60%	0/10	90%	0/10
Impurity <b>Ild</b>	0%	0/10	0%	0/10

[0021] Based on all these data, the impurities **Ilc** and **Ild**, present in safinamide and ralfinamide, respectively, synthesized with the process described in WO 90/14334 and by Pevarello et al in J. Med. Chem, 1998, 41, 579-590 show *in vitro* some undesirable features, such as cellular toxicity, strong inhibition of some isoform of CYP 450, HERG channel blockade and no protective activity in an "*in vivo*" model of epilepsy.

[0022] One of the important aspects of CYP is the variation among different population groups. Variations in drug metabolism are of great importance in clinical studies. Considerable variation in the enzymatic activity of CYP3A4 and CYP2D6 has been demonstrated between different ethnic groups and even among different individuals in the same ethnic group. The difference in the CYP activity among individuals varies significantly, depending upon different isoenzymes. Changes in the CYP expression level of different individuals can cause variations in drug metabolism. More importantly, polymorphism can also result in CYP enzyme variants with lower or higher enzymatic activity that leads to variations in drug metabolism. CYP2D6 polymorphism is a well-studied topic in drug metabolism. In clinical studies, pronounced variations between individuals was first found in the metabolism of antihypertensive and antiepileptic drugs. Elimination of CYP2D6 metabolized drugs is slower in those individuals who carry defective CYP2D6 alleles. Individuals with slow metabolism are classified as poor metabolizers (PM), while catalytically competent individuals are called extensive metabolizers (EM): The incidence of the PM phenotype in population of different racial origin varies: approximately 5 to 10% of Caucasians are of the PM phenotype, but only 1% in Asian population. CYP2C19 is another important polymorphic isoform that has clinical implications.

[0023] Taken into account these observations, a compound that does not interfere with CYP450 isoforms (neither inhibition nor induction) has a very low risk for drug-drug interactions in clinical practice and can be simply and safely prescribed by physicians.

[0024] In particular, drugs that not interfere with the cytochromes of the CYP450 system are particularly indicated for

the therapeutical treatment of individuals that are classified as poor metabolizers (PM) or for the therapeutical treatment of patients who are concomitantly assuming other drugs which are known to interact with said cytochromes, such as ketoconazole, terfenadine, erythromycin, miconazole, propranolol and quinidine, and/or are known to have HERG channel blocking properties.

**[0025]** According to the common clinical practice, safinamide and ralfinamide methanesulfonates (**Ic** and **Id**) are usually administered to the patient in need thereof for a long period of time, subdivided in several daily dose. This is particularly the case of therapeutical applications wherein the disease to be treated is: Parkinson's disease, Alzheimer's disease and restless legs syndrome (for the use of safinamide) or chronic or neuropathic pain, cardiovascular or inflammatory disorders (for the use of ralfinamide). Although the daily dosage may vary according to the specific conditions and needs of the patients, the safinamide methanesulfonate daily dosage may usually range from 10 mg/day to 800 mg/day, while ralfinamide methanesulfonates daily dosage may usually range from 10 mg/day to 1g/day. Under these conditions, and in consideration of the data reported above, it is highly advisable to keep the level of the impurities (**Ila**) and (**Ilb**) or the salts thereof, in particular the methanesulfonate salts (**Ilc**) and (**Ild**) in the pharmaceutical dosage forms of safinamide and ralfinamide or the salts thereof as low as possible, in any case lower than 0.03%, preferably lower than 0.01% by weight with respect to the amount of, respectively, safinamide and ralfinamide or the salts thereof, in particular the methanesulfonate salts.

**[0026]** Investigations and experimental studies carried out by the inventors have shown that safinamide and ralfinamide and the respective salts with pharmaceutically acceptable acids prepared according to the prior art methods contain an amount of the respective impurities (**Ila**) and (**Ilb**) or the respective salts with pharmaceutically acceptable acids, such as (**Ilc**) and (**Ild**), that are higher than 0.03% by weight. Therefore, the above said products are unsuitable for safe therapeutical applications. In particular, pharmaceutical preparations containing safinamide or ralfinamide or the salt thereof with pharmaceutically acceptable acids, wherein the content of impurities (**Ila**), (**Ilb**), and the respective salts with pharmaceutically acceptable acids is not lower than 0.03%, preferably than 0.01% by weight with respect to the above said active substances, are not suitable as medicaments.

**[0027]** In this specification and claims the values of the above indicated limits, unless as otherwise specified, are to be intended as expressing the per cent ratio by weight of the "active substances", i.e., the effective content of the biologically active impurity (**Ila**, **Ilb**) with respect to the effective content of the therapeutically active substance (**Ia**, **Ib**).

**[0028]** The process described in this invention by strongly reducing the impurities leads to products with high chemical purity and safer biological profile. Other impurities, barely detectable, derive from the very small quantities of 2- and 4-fluorobenzyl chloride and of 3- e 4-fluorobenzyl chloride which are contained in the commercially available 3-fluorobenzyl chloride and 2-fluorobenzyl chloride respectively, used for the synthesis of 4-(3-fluorobenzoyloxy)benzaldehyde (**IVa**) e 4-(2-fluorobenzoyloxy)benzaldehyde (**IVb**) intermediates for the preparation of, respectively, compounds (**Ia**) and (**Ib**).

**[0029]** According to the process described in the present invention safinamide and ralfinamide are obtained with high yields and high purity where the content of (S)-2-[3-(3-fluorobenzyl)-4-(3-fluorobenzoyloxy)-benzylamino]-propanamide (**Ila**) and (S)-2-[3-(2-fluorobenzyl)-4-(2-fluorobenzoyloxy)-benzylamino]-propanamide (**Ilb**), and their salt, in particular with methanesulfonic acid (generically named "dibenzyl derivatives") in safinamide and ralfinamide or the salt thereof, in particular with methanesulfonic acid, is lower than or equal to 0.03%, preferably 0.01% (by weight).

**[0030]** The process object of the present invention starts from 4-hydroxybenzaldehyde and comprises the three following steps:

- a) O-benylation of 4-hydroxybenzaldehyde with derivatives of the following general formula 3- or 2- F-C<sub>6</sub>H<sub>4</sub>-CH<sub>2</sub>-Y, where Y is a leaving group (Cl, Br, I, OSO<sub>2</sub>CH<sub>3</sub> etc.); this O-benylation is carried out under conditions which are highly selective for O-alkylation and gives 4-(3-fluorobenzoyloxy)benzaldehyde and 4-(2-fluorobenzoyloxy)benzaldehyde of high purity;
- b) reductive alkylation of L-alaninamide, base or salt, with 4-(3-fluorobenzoyloxy)benzaldehyde and 4-(2-fluorobenzoyloxy)benzaldehyde, where the reducing system is hydrogen gas and a heterogeneous catalyst, for obtaining, after crystallization, safinamide and ralfinamide respectively in very high enantiomeric and chemical purity;
- c) preparation of safinamide and ralfinamide salts with a pharmaceutically acceptable acid by salification of safinamide and ralfinamide respectively, obtained in the preceding step. Pharmaceutically acceptable acids are, for instance, selected from nitric, hydrochloric, hydrobromic, sulphuric, perchloric, phosphoric, methanesulfonic, p-toluenesulfonic, acetic, trifluoroacetic, propionic, glycolic, lactic, oxalic, malonic, malic, maleic, tartaric, citric, benzoic, cinnamic, mandelic and salicylic acid.

**[0031]** A further object of this invention is to provide safinamide and ralfinamide or their salts with a pharmaceutically acceptable acid, preferably methanesulfonic acid, with a high purity degree, in particular with a content of the respective dibenzyl derivatives of the formula (**Ila**) or (**Ilb**) or the salts thereof with a pharmaceutically acceptable acid, e.g. the methanesulfonic acid, lower than 0.03%, preferably lower than 0.01% by weight (referred to the "active substances"), which is suitable for their use as medicaments.

5 [0032] Moreover, another object of this invention is to provide pharmaceutical formulations comprising safinamide or ralfinamide or a salt thereof with a pharmaceutically acceptable acid, preferably methanesulfonic acid, as the active agents wherein the content of the respective dibenzyl derivatives (IIa) and (IIb) or the salt thereof with a pharmaceutically acceptable acid, e.g. methanesulfonic acid, is lower than 0.03%, preferably lower than 0.01% (by weight) with respect to the above said active agents. These new pharmaceutical formulations were neither suggested nor achievable by applying the pharmaco-toxicological knowledge regarding safinamide and ralfinamide nor by using these active agents prepared according to the methods available in the state of the art.

10 [0033] Therefore, said pharmaceutical formulations comprising safinamide or ralfinamide or the salts thereof with a pharmaceutically acceptable acid, preferably methanesulfonic acid, having the above said high purity degree constitute a further object of this invention.

[0034] The above said pharmaceutical formulations may optionally comprise one or more additional active agents, besides safinamide or ralfinamide or the salts thereof with a pharmaceutically acceptable acid, preferably methanesulfonic acid, having the above described high purity degree.

15 [0035] For instance, a new pharmaceutical formulation useful for the adjunctive treatment of Parkinson's disease or restless legs syndrome may comprise one or more adjunctive Parkinson's disease active agent(s) such as those described in WO 04/089353 and WO 05/102300, preferably a dopamine agonist and/or levodopa and/or a catechol-O-methyltransferase (COMT) inhibitor, in addition to safinamide or a salt thereof with a pharmaceutically acceptable acid, preferably methanesulfonic acid, having the above said high purity degree.

20 [0036] As a further example, a new pharmaceutical formulation according to this invention useful for the treatment of pain conditions, including chronic pain and neuropathic pain, and migraine may contain a further active agent such as gabapentin and pregabalin or a pharmaceutically acceptable salt thereof as described in EP 1423168, in addition to ralfinamide or a salt thereof with a pharmaceutically acceptable acid, preferably methanesulfonic acid, having the above said high purity degree.

25 [0037] The pharmaceutical compositions containing high purity degree safinamide or ralfinamide according this invention can be prepared by conventional procedures known in the art, for instance by mixing the active compounds with pharmaceutically, therapeutically inert organic and/or inorganic carrier materials. The compositions of the invention can be in liquid form, e.g. in the form of a solution, suspension, emulsion; or in solid form, e.g. tablets, troches, capsules, patches.

30 [0038] Suitable pharmaceutically, therapeutically inert organic and/or inorganic carrier materials useful in the preparation of the composition of the present invention include, for example, water, gelatine, arabic gum, lactose, starch, cellulose, magnesium stearate, talc, vegetable oils, polyalkyleneglycols, cyclodextrins and the like. The pharmaceutical compositions of the invention can be sterilized and may contain, besides the active ingredient(s), further components well known to the skilled in the art, such as, for example, preservatives, stabilizers, wetting or emulsifying agents, e.g. paraffin oil, mannite monooleate, salts to adjust osmotic pressure, buffers and the like.

35 [0039] A further object of this invention is to provide a method for treating CNS disorders, in particular epilepsy, Parkinson's disease, Alzheimer's disease and restless legs syndrome, comprising administering to a patient in need thereof an effective amount of high purity degree safinamide or a salt thereof with a pharmaceutically acceptable acid, preferably methanesulfonic acid, having a content of dibenzyl derivative (IIa) or a salt thereof with a pharmaceutically acceptable acid, preferably methanesulfonic acid, lower than 0.03%, preferably lower than 0.01% by weight (referred to the "active substances"). Said method includes treating Parkinson's disease or restless legs syndrome by administering to a patient in need thereof an effective amount of the high purity degree safinamide described above, optionally in conjunction with one or more Parkinson's disease active agent(s) as described in WO 2004/089353, such as, for instance, a dopamine agonist and/or levodopa and/or a catechol-O-methyltransferase (COMT) inhibitor.

40 [0040] Moreover, a further object of this invention is to provide a method for treating pain conditions including chronic pain and neuropathic pain, migraine, bipolar disorders, depressions, cardiovascular, inflammatory, urogenital, metabolic and gastrointestinal disorders comprising administering to a patient in need thereof an effective amount of high purity degree of ralfinamide or a salt thereof with a pharmaceutically acceptable acid, preferably methanesulfonic acid, having a content of dibenzyl derivative (IIb) or a salt thereof with a pharmaceutically acceptable acid, preferably methanesulfonic acid, lower than 0.03%, preferably lower than 0.01% by weight (referred to the "active substances").

50 [0041] The above said method includes treatment of pain conditions, including chronic pain and neuropathic pain, and migraine with high purity degree ralfinamide or a salt thereof with a pharmaceutically acceptable acid, preferably methanesulfonic acid, optionally in conjunction with gabapentin or pregabalin.

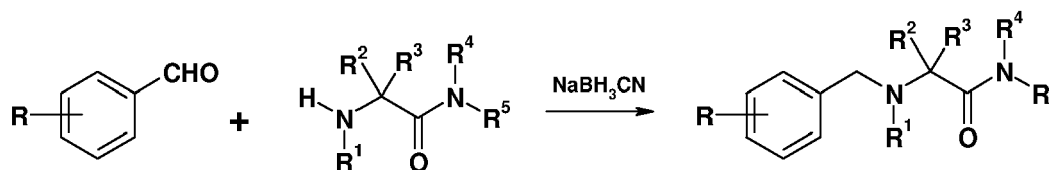
## 55 PRIOR ART

[0042] In WO 90/14334, and in the paper by Pevarello et al. in J. Med. Chem., 1998, 41, 579-590, a three steps process for the preparation of benzyloxy-benzylamino-alkanamides is described:

- a) synthesis of the intermediate 4-benzyloxybenzaldehydes by O-benylation of the corresponding 4-hydroxybenzaldehydes with the suitable benzyl chlorides  
 b) reductive alkylation of  $\alpha$ -amino-amides with 4-benzyloxybenzaldehydes using sodium cyanoborohydride as a reducing agent as schematically shown here below

5

10



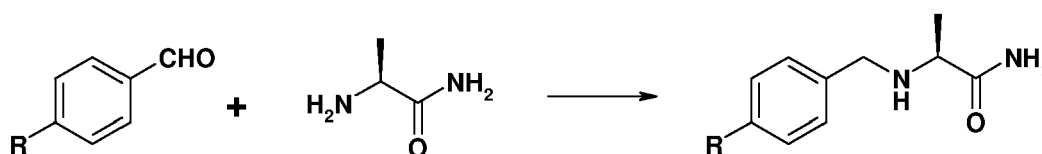
15

where R represents, among other substituents, 3-F and 2-F; R<sup>1</sup> represents, among other substituents, hydrogen; R<sup>2</sup> represents, among other substituents, hydrogen; R<sup>3</sup> represents, among other substituents, CH<sub>3</sub>; both R<sup>4</sup> and R<sup>5</sup> represent, among other substituents, hydrogen.

**[0043]** In particular, as far as safinamide and ralfinamide preparation is concerned, the reductive alkylation is the reductive alkylation of L-alaninamide with 4-(3-fluorobenzyloxy)benzaldehyde and 4-(2-fluorobenzyloxy)benzaldehyde respectively as shown here below

20

25



30

**R = 3-F-benzyloxy = safinamide (Ia)**

**R = 2-F-benzyloxy = ralfinamide (Ib)**

35

**[0044]** In J. Med. Chem. (Pevarello et al.), 1998, 41, 579-590 yields of 45% and 60% for the preparation of safinamide and ralfinamide methanesulfonate respectively, are reported, starting from the corresponding (fluorobenzyloxy)benzaldehydes.

**[0045]** The process described in WO 90/14334 and in the above cited paper is the same and provides a one-pot system where the iminoalkylation and the reduction are made in the same reactor. The suitable aldehyde is added all at once to a mixture of L-alaninamide hydrochloride, sodium cyanoborohydride, methanol and powdered molecular sieves.

40

**[0046]** According to Pevarello et al., in Org. Prep. Proc. Int. 1996, 28, 179-183 (where the synthesis of some  $\alpha$ -benzylaminoamide derivatives by reductive alkylation is described), use of an  $\alpha$ -aminoamide as hydrochloride is important for the formation of the iminium ion in place of the corresponding imine, as the iminium ion reacts more easily with sodium cyanoborohydride than with the aldehyde carbonyl group.

45

**[0047]** According to above authors, the one-pot procedure seems to avoid Schiff-base racemization problems and the molecular sieves speed up the reaction (although the yields are poor).

**[0048]** The cyanoborohydride is the only reducing agent utilized, and it seems that this choice is due to its low reactivity and its selectivity (see Review "Sodium Cyanoborohydride- A Highly Selective Reducing Agent for Organic Functional Groups" - C.F. Lane, Synthesis 1975, 132-146), which makes it able to distinguish between the protonated Schiff base and the starting aldehyde.

50

**[0049]** The synthesis described in the paper by Pevarello et al. provides the isolation of the products by column chromatography, followed by conversion into the corresponding salts by treatment with acids. No information is provided about the enantiomeric and/or chemical purity of both safinamide and ralfinamide and/or their salts.

**[0050]** The method described in the prior art suffers from many drawbacks, that limit its use on large scale; herebelow some examples of said drawbacks are listed:

55

- formation of cyanides;
- formation of boron derivatives, difficult to remove from the active principles;
- use of powdered molecular sieves which are physically changeable and expensive;

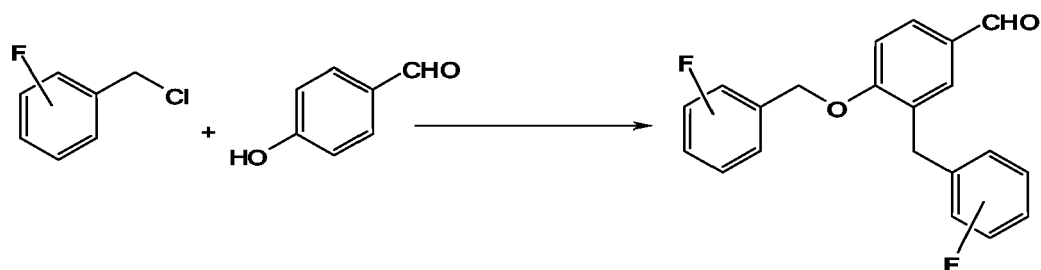
- low yields;
- low final product concentration in the reductive alkylation reaction mixture (about 2-3% weight/volume);
- isolation of the products by column chromatography, which is considered a troublesome and expensive purification method when large scale preparations of active agents through chemical synthesis are involved.

5  
 [0051] Moreover, as shown in the examples which follow this description, the products obtained according to the methods described in the prior art contain an amount of impurities (IIa), (IIb), (IIc) or (II d) which is higher than 0.03% by weight with respect to the respective active substance (Ia), (Ib), (Ic) or (Id). In addition, it has been shown that it is difficult to eliminate said impurities from the final product safinamide and ralfinamide or their salts, by using commonly known purification methods such as crystallization from solvents or chromatography, which in any case imply a reduction of yields.

#### SYNTHESIS OF THE 4-(FLUOROBENZYLOXY)-BENZALDEHYDE INTERMEDIATES

15 [0052] According to the known methods, the fluorobenzoyloxy-benzaldehydes intermediates for the synthesis of safinamide and ralfinamide are obtained by benzylation of 4-hydroxybenzaldehyde in a basic medium, that is by benzylation of phenol salts which, being ambident nucleophiles, give two different products, i.e. the desired O-alkylated derivatives and the undesired C-alkylated derivatives.

20 [0053] It has been effectively found that the fluorobenylation of 4-hydroxybenzaldehyde with 3-fluorobenzyl chloride, performed according to the prior art, gives the 4-(3-fluorobenzoyloxy)benzaldehyde (IVa) as the main product together with 3-(3-fluorobenzyl)-4-(3-fluorobenzoyloxy)benzaldehyde (Va) that derives from the alkylation of both the hydroxy group in position 4 and carbon atom in position 3 of the 4-hydroxybenzaldehyde. The same happens in the fluorobenylation of 4-hydroxybenzaldehyde with 2-fluorobenzyl chloride according to the following scheme:



(IIIa<sub>1</sub>): 3-F

(Va): 3-F

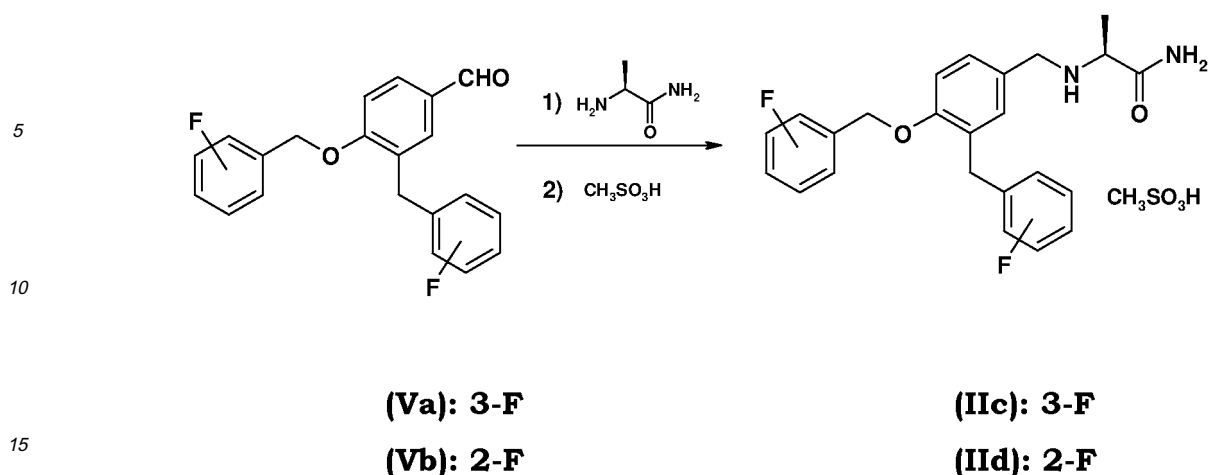
(IIIb<sub>1</sub>): 2-F

(Vb): 2-F

35  
 40 [0054] The reductive alkylation of L-alaninamide with an aldehyde which contains the di-alkylated impurity gives a safinamide or ralfinamide end product which is also impure of the respective di-alkylated compound, the di-benzyl derivative, whether as a free base (IIa) or (IIb) or a salified compounds, preferably with methanesulfonic acid (IIc) or (II d), as shown in the following scheme:

50

55



[0055] Other pharmaceutically acceptable acids, e.g. nitric, hydrochloric, hydrobromic, sulphuric, perchloric, phosphoric, methanesulfonic, p-toluensulfonic, acetic, trifluoroacetic, propionic, glycolic, lactic, oxalic, malonic, malic, maleic, tartaric, citric, benzoic, cinnamic, mandelic and salicylic acid. can be used in the place of the preferred methanesulfonic acid.

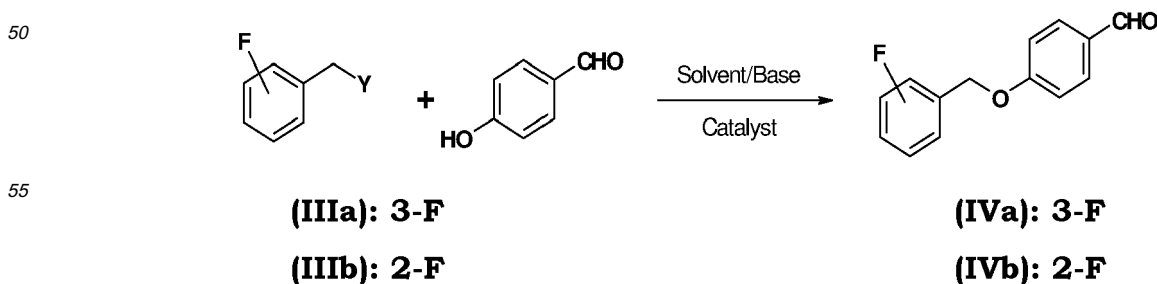
[0056] The mono-alkylated derivative (safinamide or ralfinamide) and the corresponding di-alkylated impurities have similar chemical-physical properties and this makes difficult the purification of safinamide and ralfinamide with traditional methods.

[0057] Furthermore the known methods suffer from these additional drawbacks:

- 1) the use of a lower alcohol as a solvent; in basic conditions, the solvent, for example methanol, can act itself as a nucleophilic reagent and gives, with 3- or 2-fluorobenzyl chloride a certain amount of methyl-fluorobenzyl-ether;
- 2) the extraction of the final product with a water-immiscible organic solvent is possible only after the alcoholic reaction solvent has been eliminated from the reaction mixture.

[0058] It has now been found that by using the above said prior art methods, in order to obtain a final product of formula (Ia) or (Ib) wherein the content of the respective impurity (IIa) or (IIb) is lower than 0.03% (by weight), it is necessary to drastically purify the intermediate 4-(3-fluorobenzoyloxy)benzaldehyde (IVa) or 4-(2-fluorobenzoyloxy)benzaldehyde (IVb) to reduce content of the respective impurities of formula (Va) and (Vb). Said purification is preferably carried out by submitting the reaction products to crystallization, more preferably by adding to a solution of the crude compound (IVa) or (IVb) in an inert organic solvent a miscible inert organic non-solvent. The organic inert solvent is preferably selected from the aromatic hydrocarbons and, more preferably, is toluene. The miscible inert organic non-solvent is preferably selected from the lower aliphatic hydrocarbons, more preferably is n-hexane. A further crystallization procedure may consist in dissolving the above said compounds (IVa) or (IVb) into a hot solvent, e.g. cyclohexane or a di(C<sub>3</sub>-C<sub>4</sub>)alkyl ether, such as diisopropyl ether at reflux, and then cooling the solution at room temperature, preferably at 10-15°C, most preferably, with inducing crystallization by addition of pure crystals of the pure compound (IVa) or (IVb).

[0059] According to one aspect of this invention, it has now surprisingly been found that when the reaction between an alkylating agent of formula (IIIa) or (IIIb) (see the scheme below where the F atom is in position 2 or 3 and Y is a leaving group such as, for example, Cl, Br, I, OSO<sub>2</sub>CH<sub>3</sub>, OSO<sub>2</sub>C<sub>6</sub>H<sub>4</sub>-pCH<sub>3</sub>, etc.) and 4-hydroxybenzaldehyde, is carried out under phase-transfer conditions, the corresponding 4-(fluorobenzoyloxy)benzaldehydes are obtained in high yields and with very low level of C,O-bis-alkylated impurities.



[0060] This new fluorobenzoylation of 4-hydroxybenzaldehyde under phase-transfer conditions can be made both in a solid/liquid system, where in the liquid organic phase the reagents and the phase-transfer catalyst are dissolved and the solid phase is constituted by the inorganic base or the 4-hydroxybenzaldehyde salt (possibly generated in situ from 4-hydroxybenzaldehyde and the inorganic base itself), and in a liquid/liquid organic/aqueous system where the inorganic base is dissolved in the aqueous phase.

[0061] A preferred system is the solid/liquid system wherein the inorganic base is preferably selected from  $\text{Na}_2\text{CO}_3$ ,  $\text{K}_2\text{CO}_3$ , KOH, NaOH.

[0062] The organic solvents used in the reaction, both in the case of the liquid/liquid system and of the solid/liquid system, can be dialkyl ethers such as, for example, di-*tert*-butyl ether, ethyl-*tert*-butyl ether, or aromatic hydrocarbons such as, for example, toluene, ethylbenzene, isopropylbenzene and xylenes. All these solvents can be easily recovered by distillation.

[0063] The phase-transfer catalysts employed can be quaternary ammonium or phosphonium salts such as, for example, tetrabutyl ammonium bromide, tetradecyltrimethyl ammonium bromide, hexadecyltributyl phosphonium bromide, tricaprilylmethyl ammonium chloride (Aliquat), methyltrialkyl ( $\text{C}_8\text{-C}_{10}$ ) ammonium chloride (Adogen), the tetradecyltrimethyl ammonium bromide being the preferred one.

[0064] Also polyethyleneglycols of low molecular weight can be used as phase-transfer catalysts such as, for example, PEG-200 (CAS 25322-68-3) or PEG-400 (CAS 25322-68-3).

[0065] The quantity of phase-transfer catalyst used is between 0.02-1 mol per mole of 4-hydroxybenzaldehyde, preferably between 0.1-1 mol per mole of 4-hydroxybenzaldehyde as, in these conditions, the quantity of the C,O-bis-fluorobenzoylated impurities may result to be less than 0.03%, preferably equal to 0.01% or less by weight.

[0066] The ratio between the alkylating agents of formula (IIIa) or (IIIb) and 4-hydroxybenzaldehyde is comprised between 0.6 and 1.5, the preferred one being between 0.9 and 1.1.

[0067] The reaction temperature is comprised between 60 °C and 160 °C, the preferred interval being between 80 °C and 120 °C.

[0068] The reaction time is generally comprised between 4 and 8 hours.

[0069] The reaction yields are very high, as a rule more than 90%.

[0070] The reaction productivity, i.e. the concentration of the reaction products in the reaction mixture is very high in the reaction condition described, normally is more or equal to 25% (weight/volume).

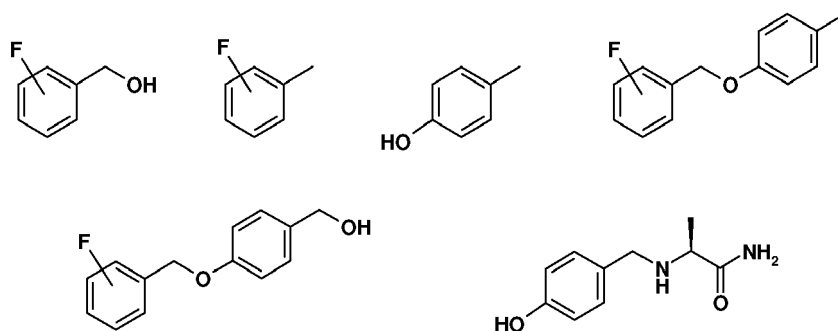
### SYNTHESIS OF SAFINAMIDE AND RALFINAMIDE BY REDUCTIVE ALKYLATION OF $\alpha$ -AMINOAMIDES

[0071] The state of the art would suggest to the expert in the field that the reductive alkylation of  $\alpha$ -amino-amides with 4-(3- or 2-fluorobenzoyloxy)benzaldehydes using hydrogen and a heterogeneous catalyst as a reducing agent, should not be suitable for the preparation of safinamide and ralfinamide because of the incompatibility among the reagents and the final products and the reduction conditions.

[0072] In fact, it is well known how easily benzaldehydes are reduced to benzyl alcohols or even to the corresponding hydrocarbons, as well as it is known that the conditions which should be used to perform a reductive alkylation with hydrogen and a heterogeneous catalyst, are normally the same conditions used to break the bonds between a benzylic carbon atom and heteroatoms like nitrogen or oxygen, the kind of bonds that are present both in safinamide and ralfinamide and in their precursors.

[0073] In fact, the benzylic group is normally employed as a protecting group of phenols or amines (see "Protective Groups in Organic Synthesis", T.W. Greene and P.G.M. Wuts, 3rd Edition, 1999, John Wiley & Sons, Inc.) because of the easiness of its introduction and successive removal by catalytic reduction.

[0074] In the reductive alkylation for obtaining safinamide and ralfinamide, one could expect the formation of many by-products, some of which are reported here below:



## EP 2 474 521 A1

[0075] The fact that safinamide and ralfinamide have been obtained in very high yields and purity by reductive alkylation of L-alaninamide, with 4-(3- or 2-fluorobenzoyloxy)benzaldehyde, using hydrogen and a heterogeneous catalyst as a reducing system, is a surprising and innovative aspect of this synthetic procedure.

[0076] Moreover, the reaction conditions which are used according to this procedure are easily applicable to the production in bulk.

[0077] The reductive alkylation, object of the present invention, is performed in two steps:

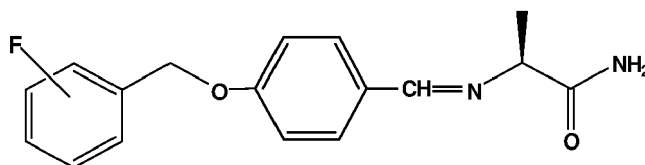
- a) formation of the Schiff base
- b) catalytic reduction of the Schiff base

[0078] The two steps can be performed in succession in the same reactor (one pot reaction) either with, or without, isolation of the Schiff base, in both cases with high yields.

[0079] In the case of isolation of the Schiff base, the experimental conditions applied for its formation allow to obtain the isolated Schiff base in the form of a precipitate in high yields and very pure form.

[0080] The Schiff base preparation is suitably performed in an organic protic solvent, that must be inert vs. the reagents and the products and also inert vs. the reduction conditions of the iminic double bond, such as for example, a (C<sub>1</sub>-C<sub>5</sub>) lower alkanol, preferably methanol, ethanol and isopropanol.

[0081] The formation of Schiff base must be complete and this is a relevant factor for having high yields in the subsequent catalytic reduction step. It is therefore preferable to isolate the Schiff bases (VIa) and (VIb) before performing the reduction of the iminic double bond.



(VIa):3-F

(VIb):2-F

[0082] The isolated imino compounds (VIa) and (VIb) are useful intermediates for the preparation of safinamide and ralfinamide, respectively, according to this invention.

[0083] Alternatively one can favour the iminoalkylation reaction completion, by operating under such conditions as to cause the precipitation of the imino compounds (VIa) and (VIb) and to submit to the catalytic reduction the suspension containing the intermediate imino derivative.

[0084] The ratio between L-alaninamide (base or salt) and 4-(3- or 2-fluorobenzoyloxy)benzaldehyde can be 1:1 but also a 10% excess of L-alaninamide can be advantageously used.

[0085] The L-alaninamide may be introduced either as a free base or as an acid addition salt thereof. Preferably, it is introduced in the reaction mixture as a salt, most preferably as hydrochloride salt, together with the stoichiometric amount of a base, preferably a tertiary amine such as, for example triethylamine or diisopropylethylamine.

[0086] The reaction temperature in the preparation of the Schiff base is comprised between 0 °C and 60 °C, preferably between 20 °C and 30 °C.

[0087] The reaction times are comprised between 1 hour and 15 hours, preferably between 4 hours and 6 hours.

[0088] The reduction of the Schiff base with hydrogen and a heterogeneous catalyst is started only when the Schiff's base formation is completed: if it is started before, secondary reactions become important, sometimes prevalent, with loss in yields and purity. One of these secondary reactions, the more important, causes the formation of benzylic alcohols by reduction of the carbonyl group of the (fluorobenzoyloxy)benzaldehyde of choice.

[0089] The preferred heterogeneous catalysts are nickel, rhodium, palladium or platinum catalysts, on an inert support such as, for example, carbon, alumina and silica, preferably carbon and alumina, and are used in a quantity comprised between 2% and 20% of the 4-(3-or2-fluorobenzoyloxy)benzaldehyde, preferably between 5% and 10%.

[0090] Platinum and palladium catalysts are the most preferred.

[0091] Platinum on active carbon, in particular, gives excellent results both in terms of yields, which are nearly quantitative, and selectivity, as only the iminic double bond is reduced while the bond between the benzylic carbon atom and the heteroatoms remain unchanged. It was found that safinamide and ralfinamide are surprisingly stable in the reduction reaction conditions and this is an important element in industrial production of large quantities of safinamide or ralfinamide, as an incidental reaction time prolongation wouldn't damage the final products.

[0092] The best results were obtained with wet 5% Pt/C (50% H<sub>2</sub>O and in particular with 5% Pt on carbon powder by Engelhard S.r.l., Rome, Italy. The hydrogenation reaction is normally performed under a hydrogen pressure comprised between 1 bar and 10 bars, preferably between 3 bars and 6 bars and at temperature comprised between 10 °C and 70 °C, preferably between 25 °C and 40 °C.

[0093] The reduction times can vary from 1 hour to 20 hours, according to temperature, pressure, concentration, turbulence, etc., all factors well known to those skilled in the art.

[0094] The best results were obtained with reaction times of 4-6 hours.

[0095] At the end of the reaction the catalyst is recovered by filtration and reutilized or regenerated: the reaction solvent is distilled under reduced pressure, the residue is dissolved in water-immiscible organic solvent and the inorganic salts are removed by washing with water.

[0096] The final raw safinamide or ralfinamide are recovered by removing by distillation the organic solvent wherein they are dissolved.

[0097] The raw safinamide or ralfinamide are then purified by crystallization. The crystallization is preferably carried out by adding to a solution of the respective crude compound of formula (Ia) or (Ib) in an inert organic solvent a miscible inert organic non-solvent. The organic inert solvent is preferably selected from aromatic hydrocarbons such as benzene, toluene, dimethyl benzene and ethylbenzene and lower alkyl acetates and, more preferably, is ethyl acetate. The miscible inert organic non-solvent is preferably selected from the lower aliphatic hydrocarbons, such as hexane and heptane, and cyclohexane, more preferably is n-hexane

[0098] The bases, are then transformed into the desired salts according to known methods, in particular they are transformed into methanesulfonate salt, which has the physical/chemical properties (stability, granulometry, flowability etc.) suitable for the subsequent formulation into a pharmaceutical preparation for use as medicament.

## EXAMPLE 1

### Preparation of purified 4-(2-fluorobenzoyloxy)benzaldehyde (IVb) by phase transfer catalysis

[0099] A mixture of 2-fluorobenzyl chloride (5 kg, 34.58 mol), 4-hydroxybenzaldehyde (3.9 kg, 31.94 mol), potassium carbonate (4.3 kg, 31.11 mol) and tetradecyl trimethylammonium bromide (0.41 kg, 1.22 mol) in toluene (9.5 kg) is slowly brought, under stirring and under nitrogen, to reflux temperature and refluxed for 6h.

[0100] The solution is then concentrated at room pressure, 3 kg of toluene are added and distilled off and this procedure is repeated once again.

[0101] The heterogeneous mixture is then cooled to room temperature and the solid is eliminated by filtration. The residual solvent is then eliminated under reduced pressure and to the oily residue 1.2 kg of toluene are added. The mixture is heated to about 40 °C and seeded with a few grams of pure 4-(2-fluorobenzoyloxy)benzaldehyde.

[0102] The heterogeneous mixture is stirred for 15 minutes at 35-40 °C and then addition of n-hexane (9 kg) at this temperature, in 30 minutes. After cooling to 0-5 °C and stirring for a further hour at this temperature the solid is collected by filtration and dried under reduced pressure to give 6.5 kg (87.6 % yield) of 4-(2-fluorobenzoyloxy)benzaldehyde; m.p. 56.7°C (DSC, 5°C/min).

[0103] The above reaction is repeated on a 1:100 scale by using 39 g (0.319 mol) of 4-hydroxybenzaldehyde as the starting material and following the above described procedure, with the exception that, after elimination of the reaction solvent and addition of toluene to the oily residue, the obtained mixture is heated to about 30-35 (instead of 40°C) and, after seeding with a small amount of pure 4-(2-fluorobenzoyloxy)benzaldehyde, the heterogeneous mixture is stirred for 15 minutes at 30°C (instead of 35-40°C) before adding n-hexane.

[0104] The yield is 66,8 g (90%) of 4-(2-fluorobenzoyloxy)benzaldehyde, m.p. 56.7°C (DSC, 5 °C/min), having a GC purity of 92.2 (area %, see Example 16A) and a 3-(2-fluorobenzyl)-4-(2-fluorobenzoyloxy)benzaldehyde content 0.01% by weight determined by GC (see Example 16B)

[0105] (\*) The yields reported in this and in the following Examples, when no otherwise specified, are intended as molar yields.

#### 1.1 Further purification of 4-(2-fluorobenzoyloxy)benzaldehyde by crystallization

[0106] One kilogram of the product prepared according to the procedure described in Example 1 is dissolved in 2 kg of diisopropyl ether at reflux under stirring.

[0107] The solution is cooled to 50-55°C in 10-15 minutes and seeded with a few grams of pure 4-(2-fluorobenzoyloxy)benzaldehyde.

[0108] The suspension is cooled to 10-15°C during 45-60 minutes and stirred for an additional hour.

[0109] The precipitate is finally collected by filtration, washed with cool diisopropyl ether (0.2Kg) and dried under reduced pressure to give 0.93 kg of 4-(2-fluorobenzoyloxy)benzaldehyde with GC purity of 99.8 (area %, see Example

## EP 2 474 521 A1

16A) and a content of 3-(2-fluorobenzyl)-4-(2-fluorobenzyloxy)benzaldehyde (**Vb**) of 0.005% by weight determined by GC according to Example 16B.

### 1.2 Preparation of 4-(2-fluorobenzyloxy)benzaldehyde (IVb) by phase transfer catalysis (PTC) using different catalysts.

[0110] 4-(2-Fluorobenzyloxy)benzaldehyde is prepared by alkylation of 4-hydroxybenzaldehyde (0.39g) with 2-fluorobenzyl chloride by following the same procedure of Example 1, but using three different phase transfer catalysts.

[0111] The results are reported in the following Table 4

TABLE 4

Experiment	Phase Transfer Catalyst PCT	% <b>Vb</b> **	%Yield
1.2 (a)	Tetrabutyl fosphonium bromide	0.03	85.0
1.2 (b)	Aliquat 336*	0.03	88.8
1.2 (c)	PEG 400	0.14	96.0

\* Aliquat 336: tricaprylmethylammonium chloride  
\*\* %**Vb**: content of 3-(2-fluorobenzyl)-4-(2-fluorobenzyloxy)benzaldehyde (% by weight)

[0112] The content of **Vb** is determined by GC according to Example 16B.

### 1.3 Preparation of 4-(2-fluorobenzyloxy)benzaldehyde (IVb) by phase transfer catalysis (PTC) in xylene.

[0113] 4-(2-Fluorobenzyloxy)benzaldehyde is prepared in 86.6% yield with a content of 3-(2-fluorobenzyl)-4-(2-fluorobenzyloxy)benzaldehyde of 0.02% by weight determined by GC (see Example 16B) by reacting 4-hydroxybenzaldehyde (0.39g) with 2-fluorobenzyl chloride according to the same procedure of Example 1, but replacing toluene with xylene as the solvent.

### 1.4 Preparation of 4-(2-fluorobenzyloxy)benzaldehyde (IVb) by phase transfer catalysis using potassium hydroxyde as a base

[0114] 4-(2-Fluorobenzyloxy)benzaldehyde is prepared in 86.7% yield with a content of 3-(2-fluorobenzyl)-4-(2-fluorobenzyloxy)benzaldehyde of 0.51% by weight determined by GC (see Example 16B) by reacting 4-hydroxybenzaldehyde (0.39g) with 2-fluorobenzyl chloride, according to the same procedure of Example 1, but using potassium hydroxyde (0.35 mol) instead of potassium carbonate.

[0115] This product may be further purified by crystallization according to Example 1.1.

### 1.5 Preparation of 4-(2-fluorobenzyloxy)benzaldehyde (IVb) by phase transfer catalysis using 2-fluorobenzyl bromide

[0116] 4-(2-Fluorobenzyloxy)benzaldehyde is prepared in 88.6% yield with a content of 3-(2-fluorobenzyl)-4-(2-fluorobenzyloxy)benzaldehyde of 0.07% by weight determined by GC (see Example 16B) by reacting 4-hydroxybenzaldehyde (15.6g) with 2-fluorobenzyl bromide instead of 2-fluorobenzyl chloride according to the same procedure of Example 1.

**EXAMPLE 2****Preparation of (S)-2-[4-(2-fluorobenzyloxy)benzylamino]propanamide (ralfinamide, Ib) of high purity degree (one pot reaction)**

5 [0117] An autoclave is loaded with 4-(2-fluorobenzyloxy)benzaldehyde (2.0 kg, 8.69 mol) prepared according to Example 1, and then a solution prepared apart of L-alaninamide hydrochloride (1.2 kg, 9.63 mol) and triethylamine (0.97 kg, 9.63 mol) in methanol (9.5 kg) is added thereto.

10 [0118] The mixture is stirred at 20-25 °C for about 1 hour and then, after seeding it with a few grams of (S)-2-[4-(2-fluorobenzyloxy)benzylideneamino] propanamide, the stirring is continued for additional 15 minutes. To the stirred heterogeneous mixture, methanol (1.6 kg) and wet (50% H<sub>2</sub>O Pt/C 5% (Engelhard cod.Escat 22, Engelhard S.r.l., Rome, Italy) (0.28 kg) are then added at 20-25 °C.

[0119] The air is purged from the autoclave with nitrogen and then hydrogen is introduced at 5.0 bar and the pressure is maintained at this value during the hydrogenation course.

15 [0120] After 5 hours at 30-35 °C the reaction mixture is cooled to 15 °C and, after addition of methanol (4.8 kg) and heating to 40-45 °C the suspension is filtered and the solid is washed with methanol (1.6 kg).

[0121] The solvent is eliminated under reduced pressure at about 30 °C and the residue is added of water (5 L) at 20-25 °C on cooling and under stirring, as the water addition is an exothermic process. The heterogeneous mixture is further cooled to 15-20 °C, kept at this temperature for 1 hour and then filtered. The collected solid is washed with cool water (4 L) and dried under reduced pressure to give 2.23 kg (85.0% yield) of ralfinamide with a HPLC purity of 98.8 (area%) determined according to the method of Example 17A and a C,O-dialkylated (S)-2-[3-(2-fluorobenzyl)-4-(2-fluorobenzyloxy)-benzylamino]propanamide content of 0.01% by weight determined by HPLC, according to the method of Example 17B.

**2.1 Preparation of (S)-2-[4-(2-fluorobenzyloxy)benzylamino] propanamide (Ib) of high purity degree by using a palladium catalyst**

25 [0122] A mixture of 5 g of 4-(2-fluorobenzyloxy)benzaldehyde, prepared according to the Ex. 1 and the corresponding amount L-alaninamide hydrochloride and triethylamine is hydrogenated according to the same procedure of Example 2, but using wet (50% H<sub>2</sub>O Pd/C 10% instead of wet (50% H<sub>2</sub>O) Pt/C 5% to obtain (S)-2-[4-(2-fluorobenzyloxy) benzylamino] propanamide (Ib) in a 70% yield.

**EXAMPLE 3****Preparation of (S)-2-[4-(2-fluorobenzyloxy)benzylamino]propanamide methanesulfonate (ralfinamide methanesulfonate, Id) of high purity degree**

35 [0123] Ralfinamide (2.8 kg, 9.26 mol), prepared as described in Example 2, is dissolved in iso-propanol (19.5 kg) and kept at 65-70 °C and under stirring under inert atmosphere.

40 [0124] After treatment with charcoal (150 g) and filtration, the solution is seeded with pure ralfinamide methanesulfonate and, methanesulfonic acid (900 g, 9.36 mol) is added in 30 minutes, under stirring and at a temperature of 50-55 °C. The suspension is then cooled to 15-20 °C in 2 hours and the stirring is continued for an additional hour. The solid is finally collected by filtration and dried under reduced pressure to give 3.59 kg (97.3% yield) of ralfinamide methanesulfonate.

45 [0125] The HPLC purity of the obtained product is 99.8 (area %, see Example 17A) and the content of C,O-dialkylated (S)-2-[3-(2-fluorobenzyl)-4-(2-fluorobenzyloxy)-benzylamino]propanamide methanesulfonate is 0.005% by weight (see Example 17B); m.p. 240.6 °C by DSC (5°C/min).

[0126] The enantiomeric purity of ralfinamide methanesulfonate determined with a chiral HPLC column is higher than 99.8 (area %, see Example 18).

**EXAMPLE 4****Preparation of purified 4-(3-fluorobenzyloxy)benzaldehyde (IVa) in ethanol solution**

55 [0127] To a mixture of 4-hydroxybenzaldehyde (1.52 kg, 12.45 mol), potassium carbonate, (1.72 kg, 12.45 mol), potassium iodide (0.2 kg, 1.20 mol) in ethanol (13.0 kg), 1.8 kg, of 3-fluorobenzyl chloride (1.80 kg, 12.45 mol) are added under stirring, at room temperature.

[0128] The mixture is gradually heated to reflux and then kept at that temperature for 6 hours.

[0129] The reaction mixture is then allowed to cool to 25 °C, the suspension is filtered and the solid is washed with ethanol (1.0 kg); the ethanol solutions are combined and then concentrated at reduced pressure until a residue of approximately 3.5 kg is obtained.

[0130] To this residue, toluene (5.0 kg) and water (1.7 kg) are added, the solvent mixture is stirred vigorously for 30 minutes and, after separation of the aqueous phase, the organic layer is evaporated to dryness under reduced pressure to provide crude 4-(3-fluorobenzyloxy)benzaldehyde.

[0131] To this product dissolved in 2 kg of toluene a seed of 4-(3-fluorobenzyloxy)benzaldehyde is added under stirring at 20-25 °C, then n-hexane (3.8 kg) is added in 30 minutes and the mixture is cooled to 0 °C under stirring.

[0132] After 2 hours the solid is filtered and washed with n-hexane (1.3 kg). After drying, 2.6 kg (90.7% yield) of the desired product are obtained, with a gas-chromatographic purity of 99.9 (area %, see Example 16A) and a 3-(3-fluorobenzyloxy)-4-(3-fluorobenzyloxy)benzaldehyde content of 0.005% by weight determined by G.C. (area %, see Example 16B); m.p. 43.1 °C by DSC 5°C/min.

## EXAMPLE 5

### Preparation of 4-(3-fluorobenzyloxy)benzaldehyde (IVa) by phase transfer catalysis

[0133] A mixture of 3-fluorobenzyl chloride (5 kg, 34.58 mol), 4-hydroxybenzaldehyde (3.9 kg, 31.94 mol), potassium carbonate (4.3 kg, 31.11 mol) and tetradecyl trimethylammonium bromide (0.41 kg, 1.22 mol) in toluene (13.5 kg) is slowly brought to reflux temperature under stirring and under nitrogen atmosphere, and then refluxed for 6 hours.

[0134] The solution is concentrated at room pressure and then 3 kg of toluene are added and distilled off. This procedure is repeated once again.

[0135] The heterogeneous mixture is then cooled to room temperature and the solid is eliminated by filtration. The residual solvent is eliminated under reduced pressure and then 1.2 kg of toluene are added to the oily residue.

[0136] The mixture is stirred at 20-25 °C and seeded with a few grams of pure 4-(3-fluorobenzyloxy)benzaldehyde, and then addition of n-hexane (9 kg) at this temperature, in 30 minutes.

[0137] After cooling to 0-5 °C and stirring for a further hour at this temperature the solid is collected by filtration and dried under reduced pressure to give 6.5 kg (85% yield, GC purity 99.9 (area %, see Example 16A) and a 3-(3-fluorobenzyloxy)-4-(3-fluorobenzyloxy)benzaldehyde content of 0.008% by weight (see Example 16B).

### 5.1 Further purification of 4-(3-fluorobenzyloxy)benzaldehyde (IVa) by crystallization

[0138] One kilogram of 4-(3-fluorobenzyloxy)benzaldehyde prepared according to Example 5, is dissolved in 2 kg of diisopropyl ether at reflux under stirring. The solution is cooled to 50-55 °C in 10-15 minutes and seeded with a few grams of pure 4-(3-fluorobenzyloxy)benzaldehyde.

[0139] The suspension is cooled to 10-15 °C during 45-60 minutes and stirred for an additional hour.

[0140] The precipitate is finally collected by filtration, washed with cool diisopropyl ether (0.2 kg) and dried under reduced pressure to give 0.95 kg of 4-(3-fluorobenzyloxy)benzaldehyde with GC purity of 99.9 (area %, see Example 16A) and a content of 3-(3-fluorobenzyloxy)-4-(3-fluorobenzyloxy)benzaldehyde lower than 0.005% by weight determined by GC (see Example 16B).

### 5.2 Preparation of 4-(3-fluorobenzyloxy)benzaldehyde (IVa) by phase transfer catalysis using 3-fluorobenzyl bromide

[0141] 4-(3-Fluorobenzyloxy)benzaldehyde is prepared in 86.1% yield with a content of 3-(3-fluorobenzyloxy)-4-(3-fluorobenzyloxy)benzaldehyde of 0.07% by weight determined by GC (see Example 16B) by reacting 4-hydroxybenzaldehyde (15.6g) with 3-fluorobenzyl bromide according to the same procedure of Example 5 but using 3-fluorobenzyl bromide instead of 3-fluorobenzyl chloride.

[0142] The so obtained 4-(3-fluorobenzyloxy)benzaldehyde is purified according to Example 5.1 to yield the title product in 97.3% yield with a content of 3-(3-fluorobenzyloxy)-4-(3-fluorobenzyloxy)benzaldehyde of 0.07% by weight determined by GC (see Example 16B).

### 5.3 Preparation of 4-(3-fluorobenzyloxy)benzaldehyde (IVa) by phase transfer catalysis using 3-fluorobenzyl methanesulfonate

[0143] 4-(3-Fluorobenzyloxy)benzaldehyde is prepared in 97.5% yield with a content of 3-(3-fluorobenzyloxy)-4-(3-fluorobenzyloxy)benzaldehyde of 0.45% by weight, determined by GC (see Example 16B), by reacting 4-hydroxybenzaldehyde (15.6g) with 3-fluorobenzyl methanesulfonate instead of 3-fluorobenzyl chloride according to the same procedure

of Example 5. This product is further purified according to the procedure of the Example 5.1.

## EXAMPLE 6

### Preparation of (S)-2-r4-(3-fluorobenzoyloxy)benzylaminopropanamide (safinamide, Ia) of high purity degree (one pot reaction)

[0144] An autoclave is loaded with, 4-(3-fluorobenzoyloxy) benzaldehyde (2.0 kg, 8.69 mol) prepared as in Example 4, and then a solution, prepared apart, of L-alaninamide hydrochloride (1.2 kg, 9.63 mol) and triethylamine (0.97 kg, 9.63 mol) in methanol (7.1 kg) is added thereto.

[0145] The mixture is stirred at 20-25 °C for 1 hour and, after seeding with few grams of (S)-2-[4-(3-fluorobenzoyloxy)benzylideneamino]propanamide, stirring is continued for additional 15 minutes. To the stirred heterogeneous mixture, methanol (1.8 kg) and, wet (50% H<sub>2</sub>O Pt/C 5% (Engelhard cod. Escat 22 )(0.3 kg) are then added, at 20-25°C.

[0146] The air is purged from the autoclave with nitrogen and then hydrogen is introduced at 5.0 bars.

[0147] After 5 hours at 30-35°C, the mixture is cooled to 15 °C, methanol (4.8 kg) is added and the mixture is heated to 40-45 °C; finally the solid is filtered out and washed with methanol (1.6 kg).

[0148] The solvent is eliminated under reduced pressure approximately at 30 °C and then a mixture of ethyl acetate (23.0 kg) and water (18.0 kg) is added to the residue. After stirring for 15 minutes, the aqueous phase is separated and extracted with ethyl acetate (7.0 kg). The collected organic phases are concentrated until a residue of approximately 6.0 kg is obtained. To this residue n-heptane (10.8 kg) is added and the mixture is stirred at 20 °C for about 2 hours. The solid is then collected by filtration and washed with n-heptane.

[0149] After drying the solid under reduced pressure, 2.41 kg (91.8% yield) of the title compound are obtained with a HPLC purity of 98.4 (area %, see Example 17A), and a content of C,O-dibenzylated (S)-2-[3-(3-fluorobenzyl)-4-(3-fluorobenzoyloxy)-benzylamino]propanamide) of 0.005% by weight (see Example 17B).

### 6.1 Preparation of (S)-2-[4-(3-fluorobenzoyloxy)benzylamino] propanamide (1a) of high purity degree by using a Pd catalyst

[0150] (S)-2-[4-(3-Fluorobenzoyloxy)benzaldehyde (5g) in the presence of the corresponding amounts of L-alaninamide hydrochloride and triethylamine is hydrogenated according to the same procedure of Example 6, by using wet (50% H<sub>2</sub>O Pd/C 10%, instead of wet (50% H<sub>2</sub>O Pt/C 5%, to produce Ia in a 72% yield.

### 6.2 Preparation of (S)-2-[4-(3-fluorobenzoyloxy)benzylamino] propanamide (Ia) of high purity degree by hydrogenation at 1 bar

[0151] A mixture of (S)-2-[4-(3-fluorobenzoyloxy)benzaldehyde, L-alaninamide hydrochloride and triethylamine is hydrogenated according to the same procedure of Example 6, but at 1 bar/H<sub>2</sub> instead of 5 bar/H<sub>2</sub>.

[0152] The yield of (S)-2-[4-(3-fluorobenzoyloxy)benzylamino]propanamide is 90% with a HPLC purity of 98.7 (area %, see Example 17A) and a content of (S)-2-[3-(3-fluorobenzyl)-4-(3-fluorobenzoyloxy)benzylamino]propanamide of 0.005% by weight determined by HPLC (see Example 17B).

### 6.3 Preparation of (S)-2-[4-(3-fluorobenzoyloxy)benzylamino] propanamide (Ia) of high purity degree (one pot reaction) by using L-alaninamide base

[0153] (S)-2-[4-(3-fluorobenzoyloxy)benzaldehyde (10g) is reacted according to the same procedure of Example 6, but using L-alaninamide base, instead of its hydrochloride and triethylamine. The yield of (S)-2-[4-(3-fluorobenzoyloxy)benzylamino] propanamide is 92% with a HPLC purity of 99.7 (area %, see Example 17A) and a content of (S)-2-[3-(3-fluorobenzyl)-4-(3-fluorobenzoyloxy)benzylamino]propanamide lower than 0.005% by weight determined by HPLC (see Example 17B).

## EXAMPLE 7

### Preparation of (S)-2-[4-(3-fluorobenzoyloxy)benzylamino]propanamide methanesulfonate (safinamide methanesulfonate, Ic) of high purity degree

[0154] Safinamide (2.41 kg, 7.97 mol), prepared as described in Example 6, is dissolved in ethyl acetate (56.5 kg) at 65 °C and decoloured with charcoal (100 g).

[0155] After filtration, the solution is stirred and seeded with a few grams of safinamide methanesulfonate and, after

## EP 2 474 521 A1

15 minutes, methanesulfonic acid (850 g, 8.84 mol) is added in 30 minutes, at a temperature of 50-55 °C. The suspension is cooled under stirring to 20-25 °C during 2 hours and stirred for an additional hour. The precipitate is finally collected by filtration and dried under reduced pressure to give 2.83 kg (89.1% yield) of safinamide methanesulfonate.

5 [0156] The content of impurity (S)-2-[3-(3-fluorobenzyl)-4-(3-fluorobenzoyloxy)-benzylamino]propanamide methanesulfonate (**IIc**) measured by HPLC (see Example 17B) is of 0.005% by weight. The title compound has m.p. 216.8°C by DSC (5°C/min).

[0157] The enantiomeric purity, measured with a chiral HPLC column, is over 99.9 (area %, see Example 19).

10 [0158] <sup>1</sup>H-NMR (D<sub>2</sub>O) (Bruker A V300) δ (ppm, with respect to H<sub>2</sub>O at 4.7 ppm): 1.43 (3H, d, J = 7 Hz, CH<sub>3</sub>); 2.66 (3H, s, CH<sub>3</sub>SO<sub>3</sub>H); 3.87 (1H, q, J = 7 Hz, H-2); 3.97 (2H, bs, CH<sub>2</sub>NR); 4.89 (2H, s, CH<sub>2</sub>OR) 6.88 and 7.23 (4H, AA'XX' aromatic p-disubstituted system,; 6.90 ÷ 7.22 (4H, aromatic H)

[0159] <sup>13</sup>C-NMR (D<sub>2</sub>O) (Bruker AV300) δ ppm: 15.68 (CH<sub>3</sub>); 38.27 (CH<sub>3</sub>SO<sub>3</sub>H); 48.99 (CH<sub>2</sub>NR); 54.81 (CH); 69.00 (OCH<sub>2</sub>); 114.15 (d, J<sub>C-F</sub> = 21 Hz, aromatic CH); 114.76 (d, J<sub>C-F</sub> = 20 Hz, aromatic CH); 115.38 (aromatic CH); 123.06 (d, J<sub>C-F</sub> = 24 Hz, aromatic CH); 123.24; 130.29 (d, J<sub>C-F</sub> = 6 Hz, aromatic CH); 131.54 (aromatic CH); 138.76 (d, J<sub>C-F</sub> = 7 Hz, aromatic CH); 158.52; 162.89 (d, J<sub>C-F</sub> = 245 Hz, C-F); 171.92 (CO)

### EXAMPLE 8

20 **Preparation of (S)-2-[4-(3-fluorobenzoyloxy)benzylamino]propanamide (safinamide, Ia) of high purity degree, with isolation of the intermediate Schiff base (S)-2-[4-(3-fluorobenzoyloxy)benzylideneamino]propanamide (VI a)**

#### a) (S)-2-[4-(3-Fluorobenzoyloxy)benzylideneamino]propanamide (VIa)

25 [0160] To a suspension of 4-(3-fluorobenzoyloxy)benzaldehyde (60.0 g 0.26 mol), prepared as in the Example 5 and L-alaninamide hydrochloride (35.7 g 0.29 mol) in methanol (280 mL), triethylamine (29.1 g, 0.29 mol) is added at room temperature with stirring under nitrogen atmosphere. Stirring is maintained for one additional hour.

[0161] The solution is then seeded with a few mg of (S)-2-[4-(3-fluorobenzoyloxy)benzylideneamino]propanamide, the temperature is lowered to 5-10 °C and the stirring continued for 2 hours.

[0162] The solid is collected by filtration and washed with methanol at 0 °C.

30 [0163] After drying it at reduced pressure, 57.3 g (73.2% yield) of the title compound are obtained with m.p. 112.0 °C by DSC (5°C/min).

[0164] <sup>1</sup>H-NMR (DMSO-d<sub>6</sub>) (Bruker AV300) δ (ppm, with respect to TMS at 2.55 ppm; DMSO solvent at 3.35 ppm): 1.31 (3H, d, J = 7 Hz, CH<sub>3</sub>); 3.86 (1H, q, J = 7 Hz, H-2); 5.18 (2H, s, CH<sub>2</sub>OR) 7.08 and 7.79 (4H, AA'XX' p-disubstituted aromatic system); 7.10-7.50 (4H, m, aromatic H); 8.27 (1H, s, CH=NR).

35 [0165] <sup>13</sup>C-NMR (DMSO-d<sub>6</sub>) (Bruker AV300) δ (ppm): 20.5 (CH<sub>3</sub>); 67.6 (CH); 68.4 (OCH<sub>2</sub>); 114.1 e 114.4 (d, J<sub>C-F</sub> = 21 Hz, aromatic CH); 114.5 e 114.8 (d, J<sub>C-F</sub> = 21 Hz; aromatic CH; 114.8 (aromatic CH); 123.5 (d, J<sub>C-F</sub> = 2 Hz, aromatic CH); 129.0 and 129.9 (aromatic CH); 130.4 and 130.5 (d, J<sub>C-F</sub> = 7 Hz, aromatic CH); 139.6 and 139.7 (d, J<sub>C-F</sub> = 6 Hz aromatic quaternary C); 160.2; 160.5 and 163.8 (d, J<sub>C-F</sub> = 245 Hz C-F); 160.6 (CH=N); 174.8 (CO)

#### b) (S)-2-[4-(3-Fluorobenzoyloxy)benzylamino]propanamide (Ia)

40 [0166] An autoclave is loaded with (S)-2-[4-(3-fluorobenzoyloxy)benzylidene-amino]propanamide (16.0 g; 0.053 mol), prepared as described above, and wet (50% H<sub>2</sub>O Pt/C 5% (1.7 kg; Engelhard S.r.l., Rome, Italy) and methanol (90 mL) is added thereto. The autoclave is purged from air with nitrogen and then hydrogen is introduced at 5.0 bars. The reaction is kept at 5.0 bar and at 35 °C for 1 hour. After cooling to room temperature and elimination of the catalyst by filtration, 45 the solvent is distilled off under reduced pressure until a residue of approximately 30 g is obtained. To this residue a mixture of ethyl acetate (150 mL) and H<sub>2</sub>O (110 mL) is added and the heterogeneous mixture is heated to 40 °C, until two clear phases are obtained. These two phases are separated and the aqueous layer is extracted with 50 mL of ethyl acetate at 40 °C. The organic phases are collected and evaporated to dryness. The procedure is repeated twice by adding every time 90 mL of ethyl acetate to make the product anhydrous. 95 mL of n-heptane are then added slowly 50 and under stirring to the residue. The mixture is then maintained under stirring for 3 hours at 20 °C. The solid formed is collected by filtration, washed with n-heptane (15 mL) and dried under reduced pressure to give 15.2 g (94.8% yield) of safinamide with a HPLC purity of 99.8 (area %, see Example 17A) and a content of (S)-2-[3-(3-fluorobenzyl)-4-(3-fluorobenzoyloxy)-benzylamino]propanamide lower than 0.005% by weight measured by HPLC (see Example 17B).

## EXAMPLE 9

**Preparation of (S)-2-[4-(2-fluorobenzyloxy)benzylamino]propanamide (ralfinamide, Ib) of high purity degree, with isolation of the intermediate Schiff base (S)-2-[4-(2-fluorobenzyloxy)benzylideneamino]propanamide (VIb)**

**a) (S)-2-[4-(2-Fluorobenzyloxy)benzylideneamino]propanamide (VIb)**

[0167] (S)-2-[4-(2-Fluorobenzyloxy)benzylideneamino]propanamide is prepared in a 88% yield, m.p. 121 °C (capillary), by following the same procedure of Example 8, step a) but using 4-(2-fluorobenzyloxy)benzaldehyde instead of 4-(3-fluorobenzyloxy)benzaldehyde.

[0168] <sup>1</sup>H-NMR: (CDCl<sub>3</sub>, 300 MHz, 298K) δ (ppm, with respect to TMS): 1.46 (3H, d, J= 7.0 Hz, CH<sub>3</sub>); 3.91 (1H, q, J= 7.0 Hz, CH-CO); 5,17 (2H, s, O-CH<sub>2</sub>); 7,02 (2H, d, J=8,9 Hz aromatic H ortho to O-CH<sub>2</sub>); 7.09 (1H, ddd, J<sub>H-F</sub>= 9,78 Hz J<sub>ortho</sub>= 8,55 Hz J<sub>meta</sub>= 1,23 Hz aromatic H ortho to F); 7,15 (1H, dt, J<sub>ortho</sub>= 7,35 Hz J<sub>meta</sub>= 1,23 Hz aromatic H para to F); 7,27-7,40 (1H, m, aromatic H para to CH<sub>2</sub>); 7,48 (1H, dt, J<sub>ortho</sub>= J<sub>H-F</sub>= 7,35 Hz J<sub>meta</sub>= 1,53 Hz aromatic H ortho to CH<sub>2</sub>); 7,71 (2H, d, J=8,9 Hz aromatic H ortho to CH=N); 8,17 (1H, s, C=N)

[0169] <sup>13</sup>C-NMR: (CDCl<sub>3</sub>, 75.4 MHz, 298K) δ (ppm): 21.4 (CH<sub>3</sub>); 63.8 (OCH<sub>2</sub>); 68.4 (H<sub>2</sub>NCOCH); 115.0 (d, J<sub>C-F</sub>= 22.4 Hz, aromatic CH), 115.5 (d, J<sub>C-F</sub>= 20.7 Hz, aromatic CH); 123.7 (d, J<sub>C-F</sub>= 14.4 Hz, quaternary aromatic C); 124.5 (bd, aromatic CH); 129.0 (quaternary aromatic C); 129.8 (bd, aromatic CH); 130.1 (bd, 2 aromatic CH); 160.5 (d, J<sub>C-F</sub>= 246.4 Hz, quaternary aromatic C); 161.1 (aromatic C-O); 161.1 (C=N); 176.9 (CONH<sub>2</sub>)

**b) (S)-2-[4-(2-Fluorobenzyloxy)benzylamino]propanamide (Ib)**

[0170] (S)-2-[4-(2-Fluorobenzyloxy)benzylamino]propanamide is prepared in a 93% yield from (S)-2-[4-(2-fluorobenzyloxy)benzylideneamino]propanamide by following the same procedure of Example 8, step b). The content of (S)-2-[3-(2-fluorobenzyl)-4-(2-fluorobenzyloxy)-benzylamino]propanamide is 0.02% by weight determined by HPLC (see Example 17B).

## EXAMPLE 10

**Preparation of (S)-2-[3-(3-fluorobenzyl)-4-(3-fluorobenzyloxy)-benzylamino]propanamide methanesulfonate (IIc)**

**a) 3-(3-Fluorobenzyl)-4-(3-fluorobenzyloxy)benzaldehyde (Va)**

[0171] In a 4 L round bottomed flask kept under nitrogen atmosphere, 4-hydroxybenzaldehyde (400 g, 3.28 mol), potassium carbonate (453 g, 3.28 mol), toluene (2 L) and 3-fluorobenzylchloride (1400 g, 9.68 mol) are added in sequence and the mixture is refluxed under stirring for 5 days. At this point a GC analysis reveals that the reaction mixture contains 4-(3-fluorobenzyloxy)benzaldehyde and 3-(3-fluorobenzyl)-4-(3-fluorobenzyloxy)benzaldehyde in a ratio of 91.4 : 8.6 (area/area, see Example 16A).

[0172] The reaction mixture is cooled to room temperature and then 2 L of water are added under stirring. The organic phase is separated and the solvent is distilled under reduced pressure (20 mmHg) at 35 °C until no more solvent passes over. The pressure is then lowered to 3 mmHg and the external temperature is raised up to 300 °C and the fraction that distills between 255 °C and 265 °C, (40.6 g), is collected.

[0173] A GC analysis shows a area/area ratio of C,O-dibenzylated derivative (Va) of the title compound vs. the monoalkylated one (IVa) of 99.6:0.4. (area/area, see Example 16A).

[0174] <sup>1</sup>H-NMR (CDCl<sub>3</sub>) (Bruker AV300) δ (ppm, with respect to TMS): 4.05 (2H, s, CH<sub>2</sub>); 5.13 (2H, s, OCH<sub>2</sub>); 6.85-7.40 (9H, m, aromatic H); 7.73-7.79 (2H, m, aromatic H ortho to C=O); 9.88 (s, CHO).

[0175] <sup>13</sup>C-NMR (CDCl<sub>3</sub>) (Bruker AV300) δ (ppm): 36.1 (CH<sub>2</sub>); 69.4 (CH<sub>2</sub>O); 111.4 (aromatic CH); 112.9 and 113.2 (d, J<sub>C-F</sub> = 20 Hz, aromatic CH), 113.9 and 114.2 (d, J<sub>C-F</sub> = 22 Hz, aromatic CH); 114.9 and 115.0 (d, J<sub>C-F</sub> = 21 Hz, aromatic CH); 115.7 e 115.9 (d, J<sub>C-F</sub>= 25 Hz aromatic CH); 122.6 (d, J<sub>C-F</sub>= 3 Hz, aromatic CH); 124.4 (d, J<sub>C-F</sub> = 3 Hz, aromatic CH); 129.6 and 129.8 (d, J<sub>C-F</sub> = 8 Hz, aromatic CH); (d, J<sub>C-F</sub> = 7 Hz, quaternary aromatic C); 129.9 (C quaternary aromatic C); 130.0 (quaternary aromatic C); 130.1 and 130.2 (d, J<sub>C-F</sub> 7Hz, CH aromatic); 131.2 (aromatic CH); 131.5 (aromatic CH); 138.3 (d, J<sub>C-F</sub> = 7 Hz, quaternary aromatic C); 142.3 (d, J<sub>C-F</sub> = 7 Hz, quaternary aromatic C); 161.0, 161.2 and 164.4 (d, J<sub>C-F</sub> = 240, 2 C-F overlapping); 190.8 (CHO).

**b) (S)-2-[3-(3-Fluorobenzyl)-4-(3-fluorobenzyloxy)-benzylamino]propanamide (IIa)**

[0176] To 3-(3-fluorobenzyl)-4-(3-fluorobenzyloxy)benzaldehyde (35.6 g, 0.105 mol) in a 500 mL flask, a solution

previously prepared by cautiously adding under stirring triethylamine (12 g, 0.119 mol) to a 170 mL methanol solution of L-alaninamide hydrochloride (14.8 g, 0.119 mol), is added at room temperature.

[0177] This reaction mixture is stirred for 1 hour at room temperature and then it is transferred to a 1.8 L autoclave and added of 3.4 g of wet (50% H<sub>2</sub>O Pt/C 5%).

[0178] The air is purged from the autoclave with nitrogen and then hydrogen is introduced at 5.0 bar.

[0179] The reaction is performed at a temperature of 35 °C for 3-5 hours.

[0180] After cooling to room temperature and eliminating the catalyst by filtration, the solvent is distilled off under reduced pressure until a residue of approximately 65 g is obtained. To this residue a mixture of ethylacetate (340 mL) and water (250 mL) is added and the heterogeneous mixture is warmed to 40 °C and kept at this temperature without stirring, until two clear phases are obtained. The two phases are separated and the organic one is distilled under reduced pressure, until a residue of approximately 50 g is obtained.

[0181] This residue is dissolved in 220 mL of ethyl acetate and the solvent distilled off under reduced pressure with an external temperature of 40 °C. This operation is repeated twice and the title compound is obtained as solid residue.

### c) (S)-2-[3-(3-Fluorobenzyl)-4-(3-fluorobenzoyloxy)-benzylamino]propanamide methanesulfonate (Iic)

[0182] In a 2 L glass reactor 42.4 g (0.103 mol) of (S)-3-(3-fluorobenzyl)-4-(3-fluorobenzoyloxy)-benzylamino]propanamide base are dissolved in 950 mL of ethyl acetate.

[0183] The solution is heated under stirring at 50-55 °C and kept at this temperature for one hour. To this solution, 14.5 g (0.15 mol) of methanesulfonic acid are added in 20 minutes, and the temperature is lowered to 20 °C in 90 minutes. After 30 minutes the solid is collected by filtration, dried at 50 °C under reduced pressure and then crystallized from methanol (methanol : product 1:5 by weight) to obtain 25.1 g of (S)-2-[3-(3-fluorobenzyl)-4-(3-fluorobenzoyloxy)-benzylamino]propanamide methanesulfonate, m.p.181°C (capillary).

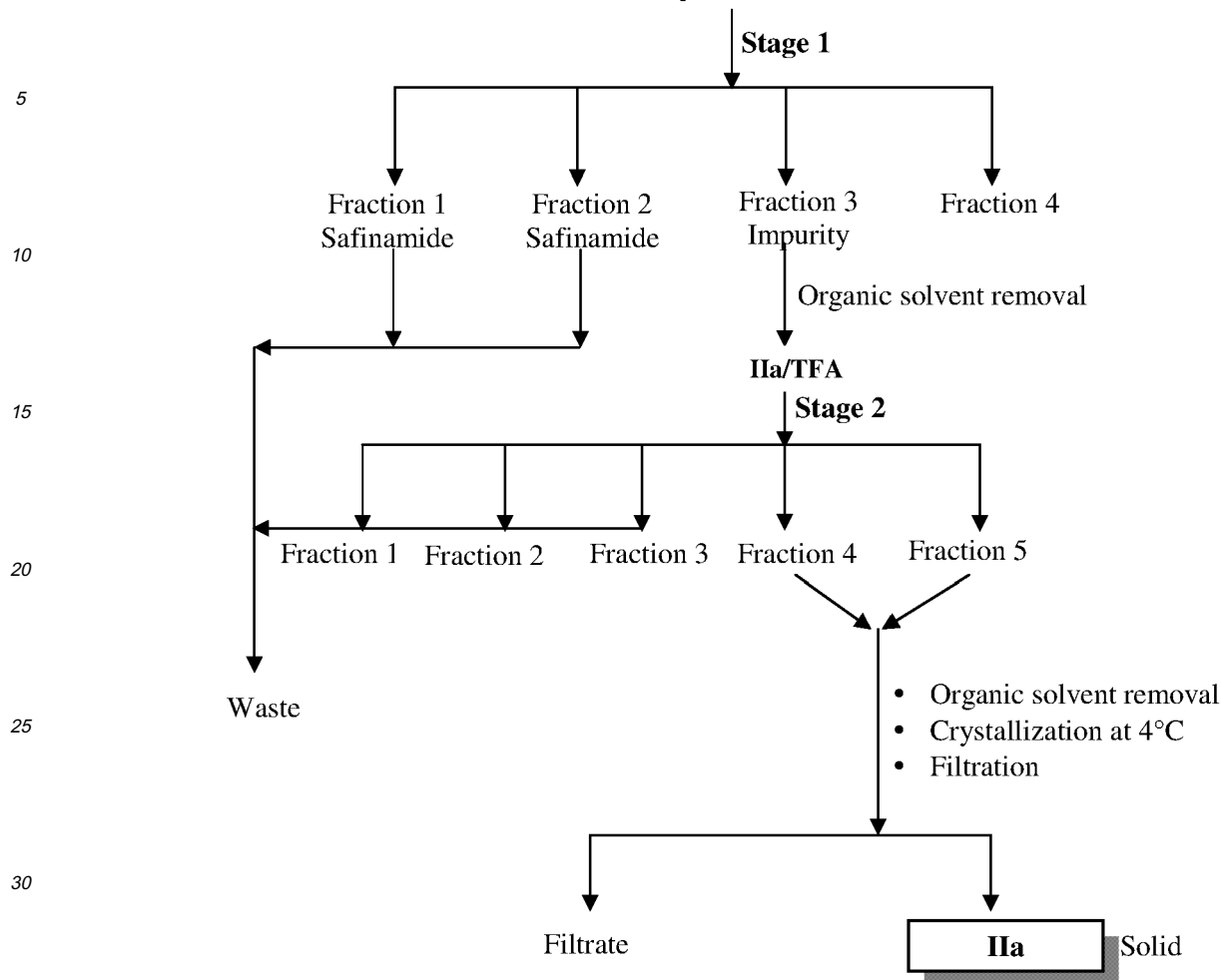
[0184] <sup>1</sup>H-NMR (DMSO-d<sub>6</sub>) (Bruker AV300) δ (ppm, with respect to TMS): 1.44 (3H, d, J = 7Hz, CH<sub>3</sub>); 2,35 (3H, s, CH<sub>3</sub>SO<sub>3</sub>); 3,81 (1H, q, J = 7 Hz, H-2), 3.99 (2H, bs, CH<sub>2</sub> benzylic); 4.02 (2H, AB system, CH<sub>2</sub>N-); 5.17 (2H, s, CH<sub>2</sub>OR) 6.98-7.63 (11H, m, aromatic H); 7.62 and 7.75 (2H, bs, NH<sub>2</sub> amide ); 9.02 (2H, broad, NH<sub>2</sub><sup>+</sup>).

[0185] <sup>13</sup>C-NMR (DMSO-d<sub>6</sub>) (Bruker AV300) δ (ppm): 15.9 (CH<sub>3</sub>); 35.5 (CH<sub>2</sub>); 39.7 (CH<sub>3</sub>SO<sub>3</sub>H); 48.1 (CH<sub>2</sub>NR); 54.4 (CH); 68.4(OCH<sub>2</sub>); 112.2 (aromatic CH); 112.7 (d, J<sub>C-F</sub> = 22Hz, aromatic CH); 113.8 (d, J<sub>C-F</sub> = 22Hz, aromatic CH); 114.5 (d, J<sub>C-F</sub> = 22 Hz, aromatic CH); 115.2 (d, J<sub>C-F</sub> = 22Hz, aromatic CH); 123.2 (aromatic CH); 123.8; 124.6 (aromatic CH); 128.7 and 130.0 (d, J<sub>H-C-F</sub> = 6Hz, aromatic CH); 130.04 (aromatic CH); 130.3 (d, J<sub>C-F</sub> = 6Hz, aromatic CH); 132.6 (aromatic CH); 139.8 (d, J<sub>C-F</sub> = 7Hz); 143.4 (d, J<sub>C-F</sub> = 7 Hz); 158.1, 160.5 and 163.7 (d, J<sub>C-F</sub> = 240, C-F); 160.6 and 163.8 (d, J<sub>C-F</sub> = 240, C-F); 170.5 (CON).

[0186] A sample (90 mg) of (S)-2-[3-(3-fluorobenzyl)-4-(3-fluorobenzoyloxy)-benzylamino]propanamide (IIa) is isolated also by preparative HPLC from a 200 g of safinamide methanesulfonate (Ic) prepared according to J. Med. Chem., 1998, 41, 579, method A, that contains it, as methanesulfonate (Iic), in 0.12% by weight.

[0187] The separation is performed, in two stages (**Stage1 and Stage2**), according to the following scheme:

#### Isolation of IIa by preparative HPLC of safinamide methanesulfonate (Ic) contaminated by 0.12% by weight of Iic

**Ic impure for IIc****Stage 1**

[0188] The scope of the first stage is to isolate a crude product enriched in

**IIa/TFA (Trifluoroacetic acid).**

40

[0189] Preparative HPLC conditions are reported below:

**Preparative HPLC conditions:**

45

[0190]

Instrument: Waters Delta Prep 4000 (reciprocating pump, gradient controller with low pressure mixer) Radial Compression Module Prep LC Base (Waters) Jasco 7125 UV-Variable detector, o.p. 0.2 mm Merk D2000 printer-plotter

50 Column: Delta Pak C18, 15 $\mu$ m, 40x100mm (Waters)  
 Eluent A: 70/30, Water/Acetonitrile + 0.1% TFA  
 Eluent B: 30/70, Water/Acetonitrile + 0.1% TFA  
 Flow rate: 27.0 ml/min  
 Gradient: 40 min, isocratic 100% A, then to 100% B in 1 minute  
 55 Detection: UV 227 nm  
 Injection: 5 g in 50 ml of Water (by pump inlet line D)

## Stage 2

[0191] This stage is needed to eliminate TFA from **Ila/TFA** and to further purify

5 **Ila.**

**Ila/TFA** is chromatographed using the preparative HPLC conditions given below.

10 [0192] The fraction 4 and 5 are combined together and evaporated at 40 °C under vacuum until complete removal of acetonitrile. The residual water solution is kept in a refrigerator at 4 °C. The insoluble is isolated by filtration and dried under vacuum at room temperature to provide **Ila** (90 mg; HPLC purity 100%).

## Preparative HPLC conditions:

15 [0193]

Instrument:	Waters Delta Prep 4000 (reciprocating pump, gradient controller with low pressure mixer) Jasco 7125 UV-Variable detector, o.p. 0.2 mm Merk D2000 printer-plotter
20 Column:	Symmetry C 18, 7 μm, 20x250mm (Waters)
Eluent A:	70/30, Water/Acetonitrile
Eluent B:	30/70, Water/Acetonitrile
Flow rate:	15.0 ml/min
25 Gradient: minutes	20 min, isocratic 100% A, then to 100% B in 10
Detection:	UV 227 nm
Injection:	50 ml of impurity " <b>Ila/TFA</b> " solution (by pump inlet line D)

## EXAMPLE 11

30

**Preparation of (S)-2-[3-(2-fluorobenzyl)-4-(2-fluorobenzyloxy)-benzylamino]propanamide methanesulfonate (IId)**

35 **a) 3-(2-Fluorobenzyl)-4-(2-fluorobenzyloxy) benzaldehyde (Vb)**

35

[0194] 3-(2-Fluorobenzyl)-4-(2-fluorobenzyloxy)benzaldehyde is prepared by following the same procedure of Example 10, step a) in a 1:10 scale, but using 2-fluorobenzyl chloride instead of 3-fluorobenzyl chloride. The molar yield is 3% with a 98.1 purity determined by GC analysis (area %, see Example 16A). The product has m.p. 71°C (capillary).

40 [0195] **<sup>1</sup>H-NMR:** (CDCl<sub>3</sub>, 300 MHz, 298K) δ (ppm, with respect to TMS): 4.06 (2H, s, CH<sub>2</sub>); 5.23 (2H, s, OCH<sub>2</sub>); 6.95-7.40 (9H, m, aromatic H); 7.67 (1H, bd, J= 0.9 Hz, aromatic H ortho to C=O and CH<sub>2</sub>); 7.76 (1H, dd, J<sub>1</sub>= 2.1 Hz, J<sub>2</sub>= 8.3 Hz, aromatic H ortho to C=O and aromatic CH); 9.84 (1H, s, CHO).

45 [0196] **<sup>13</sup>C-NMR:** (CDCl<sub>3</sub>, 75.4 MHz, 298K) δ (ppm): 29.2 (CH<sub>2</sub>); 64.1 (OCH<sub>2</sub>); 111.4 (aromatic CH); 115.4 (d, J<sub>C-F</sub>= 22.0 Hz, aromatic CH), 115.5 (d, J<sub>C-F</sub>= 21.1 Hz, aromatic CH); 123.3 (d, J<sub>C-F</sub>= 14.2 Hz, quaternary aromatic C); 124.1 (d, J<sub>C-F</sub>= 2.6 Hz, aromatic CH); 124.5 (d, J<sub>C-F</sub>= 3.2 Hz, aromatic CH); 126.6 (d, J<sub>C-F</sub>= 15.5 Hz, quaternary aromatic C); 128.2 (d, J<sub>C-F</sub>= 8.1 Hz, aromatic CH); 129.6 (d, J<sub>C-F</sub>= 6.2 Hz, aromatic CH); 129.6 (quaternary aromatic C); 130.0 (quaternary aromatic C); 130.2 (d, J<sub>C-F</sub>= 8.3 Hz, aromatic CH); 131.1 (aromatic CH); 131.3 (d, J<sub>C-F</sub>= 4.1 Hz, aromatic CH); 131.8 (aromatic CH); 160.5 (d, J<sub>C-F</sub>= 246.8 Hz, quaternary aromatic C); 161.2 (d, J<sub>C-F</sub>= 245.1 Hz, quaternary aromatic C); 161.3 (quaternary aromatic C); 191.1 (CHO).

50

**b) (S)-2-[3-(2-Fluorobenzyl)-4-(2-fluorobenzyloxy)-benzylamino]propanamide (IIb)**

[0197] (S)-2-[3-(2-Fluorobenzyl)-4-(2-fluorobenzyloxy)benzylamino]-propanamide is prepared by following the same procedure of Example 10, step b) by using 3-(2-fluorobenzyl)-4-(2-fluorobenzyloxy)benzaldehyde instead of 3-(3-fluorobenzyl)-4-(3-fluorobenzyloxy)benzaldehyde. The yield is 83%; m.p. 161°C (capillary).

55 [0198] **<sup>1</sup>H-NMR:** (CDCl<sub>3</sub>, 300 MHz, 298K) δ (ppm, with respect to TMS): 1.32 (3H, d, J= 6.7 Hz, CH<sub>3</sub>); 1.97 (1H, bs, NH); 3.22 (1H, q, J= 6.7 Hz, CH-CO); 3.67 (2H, ABq, J= 12.8 Hz, diastereotopic H of NCH<sub>2</sub>); 4.03 (2H, s, CH<sub>2</sub>); 5.12 (2H, s, OCH<sub>2</sub>); 5.98 (1H, bs, NH<sub>2</sub>); 6.89 (1H, d, J<sub>ortho</sub>= 8.3 Hz, aromatic H ortho to CH<sub>2</sub>NH and aromatic CH); 6.95-7.40

(10H, m, aromatic H).

**[0199]** <sup>13</sup>C-NMR: (CDCl<sub>3</sub>, 75.4 MHz, 298K) δ (ppm): 19.6 (CH<sub>3</sub>); 29.2 (CH<sub>2</sub>); 52.0 (NHCH<sub>2</sub>); 57.7 (H<sub>2</sub>NCOCH); 63.8 (OCH<sub>2</sub>); 111.7 (aromatic CH); 115.2 (d, J<sub>C-F</sub>= 21.9 Hz, aromatic CH), 115.3 (d, J<sub>C-F</sub>= 21.3 Hz, aromatic CH); 124.0 (d, J<sub>C-F</sub>= 3.5 Hz, aromatic CH); 124.3 (d, J<sub>C-F</sub>= 2.9 Hz, aromatic CH); 124.3 (d, J<sub>C-F</sub>= 14.4 Hz, quaternary aromatic C); 127.5 (aromatic CH); 127.6 (d, J<sub>C-F</sub>= 15.0 Hz, quaternary aromatic C); 127.8 (d, J<sub>C-F</sub>= 7.5 Hz, aromatic CH); 128.8 (quaternary aromatic C); 129.0-130.0 (m, 2 aromatic CH); 130.5 (aromatic CH); 131.3 (d, J<sub>C-F</sub>= 4.6 Hz, aromatic CH); 131.8 (quaternary aromatic C); 155.6 (quaternary aromatic C); 160.4 (d, J<sub>C-F</sub>= 245.8 Hz, quaternary aromatic C); 161.2 (d, J<sub>C-F</sub>= 244.6 Hz, quaternary aromatic C); 178.2 (CONH<sub>2</sub>).

**c) (S)-2-[3-(2-Fluorobenzyl)-4-(2-fluorobenzyloxy)-benzylamino]propanamide methanesulfonate (IId)**

**[0200]** (S)-2-[3-(2-Fluorobenzyl)-4-(2-fluorobenzyloxy)-benzylamino]propanamide methanesulfonate is prepared by following the same procedure of Example 10, step c) but using (S)-2-[3-(2-fluorobenzyl)-4-(2-fluorobenzyloxy)-benzylamino]propanamide as the starting material. The yield is 89%; m.p. 190 °C (capillary).

**[0201]** <sup>1</sup>H-NMR: (DMSO-d<sub>6</sub>, 300 MHz, 298K) δ (ppm, with respect to TMS): 1.42 (3H, d, J= 6.8 Hz, CH<sub>3</sub>CH); 2.33 (3H, s, CH<sub>3</sub>SO<sub>3</sub>); 3.50-4.20 (5H, m, CH-CO, CH<sub>2</sub>, diastereotopic H of NCH<sub>2</sub>); 5.19 (2H, s, OCH<sub>2</sub>); 6.95-8.00 (11H, m, aromatic H); 9.02 (2H, bs, NH<sub>2</sub><sup>+</sup>).

**[0202]** <sup>13</sup>C-NMR: (DMSO-d<sub>6</sub>, 75.4 MHz, 298K) δ (ppm): 16.5 (CH<sub>3</sub>); 28.8 (CH<sub>2</sub>); 48.6 (NHCH<sub>2</sub>); 54.9 (H<sub>2</sub>NCOCH); 64.3 (OCH<sub>2</sub>); 112.8 (aromatic CH); 115.0-117.0 (2 aromatic CH); 124.2 (d, J<sub>C-F</sub>= 14.4 Hz, quaternary aromatic C); 124.4 (quaternary aromatic C); 124.8 (aromatic CH); 125.0 (aromatic CH); 127.3 (d, J<sub>C-F</sub>= 16.1 Hz, quaternary aromatic C); 128.6 (quaternary aromatic C); 128.8 (aromatic CH); 129.0-133.0 (m, 5 aromatic CH); 156.9 (quaternary aromatic C); 160.8 (d, J<sub>C-F</sub>= 245.2 Hz, quaternary aromatic C); 160.9 (d, J<sub>C-F</sub>= 243.5 Hz, quaternary aromatic C); 171.1 (CONH<sub>2</sub>).

**EXAMPLE 12**

**Preparation of (S)-2-[4-(3-fluorobenzyloxy)benzylamino]propanamide (safinamidel methanesulfonate (Ic) from 4-(3-fluorobenzyloxy)benzaldehyde (IVa) contaminated by 1% by weight of impurity 3-(3-fluorobenzyl)-4-(3-fluorobenzyloxy)benzaldehyde (Va)**

**[0203]** To 4-(3-fluorobenzyloxy)benzaldehyde (10 g; GC purity 98.8, area%), 1% of 3-(3-fluorobenzyl)-4-(3-fluorobenzyloxy)benzaldehyde is added and the mixture is converted into (S)-2-[4-(3-fluorobenzyloxy)benzylamino]propanamide safinamide base by following the same procedure of Example 6. The yield is 84% with a content of impurity (IIa) of 0.84% (see Example 17B) by weight.

**[0204]** The free base (S)-2-[4-(3-fluorobenzyloxy)benzylamino]propanamide (**Ia**) is converted into the corresponding methanesulphonate by following the same procedure of Example 7 to provide the methanesulphonate (**Ic**) in 98% yield with a content of impurity (S)-2-[3-(3-fluorobenzyl)-4-(3-fluorobenzyloxy)-benzylamino]propanamide methanesulfonate (**IIc**) of 0.62% by weight determined by HPLC (see Example 17B).

**EXAMPLE 13**

**Crystallization of safinamide methanesulfonate (Ic) contaminated by impurity (IIc)**

**[0205]** The safinamide methanesulfonate contaminated by (S)-2-[3-(3-fluorobenzyl)-4-(3-fluorobenzyloxy)-benzylamino]propanamide

**[0206]** methanesulfonate (IIc) of 0.62% by weight determined by HPLC (see Example 17B), obtained according to Example 12, is crystallized by using five different(s) solvent systems by dissolving at reflux temperature and cooling at room temperature.

**[0207]** The result are reported in the following Table 5

**TABLE 5**

TEST No.	SOLVENT SYSTEM AND AMOUNT (mL/g)	% w/w of IIc in Ic after crystallization (*)	% Molar Yield
<b>13a</b>	2-PrOH/MeOH 2:1, 45	0.28	44.9
<b>13b</b>	EtOAc/MeOH 4:1, 50	0.15	29.6
<b>13c</b>	EtOH, 10	0.30	73.2
<b>13d</b>	Acetone/H <sub>2</sub> O ~27:1, 40.5	0.08	20.6

(continued)

TEST No.	SOLVENT SYSTEM AND AMOUNT (mL/g)	% w/w of IIc in Ic after crystallization (*)	% Molar Yield
13e	Acetonitrile/H <sub>2</sub> O 60:1, 30.5	0.09	69.3
(*) the % (w/w) is evaluated according to Example 17B.			

**EXAMPLE 14****Preparation of (S)-2-[4-(3-fluorobenzoyloxy)benzylamino]propanamide (safinamide, Ia) methanesulfonate (Ic) according to the methods described in the prior art****14.1 Preparation of 4-(3-fluorobenzoyloxy)benzaldehyde (IVa)****14.1.a) Procedure of Example 1a of US 6,335,354B2**

[0208] 4-(3-Fluorobenzoyloxy)benzaldehyde (IVa) is prepared by the procedure described in Example 1a of US 6,335,354 B2.

[0209] Accordingly, a mixture of 3-fluorobenzyl chloride (2.86 g, 19.80 mmol) 4-hydroxybenzaldehyde (3.03 g, 24.80 mmol), K<sub>2</sub>CO<sub>3</sub> (10.30 g, 74.50 mmol), NaI (137.1 mg, 0.91 mmol), and ethanol, (40 mL) is heated to reflux in 70 minutes and kept at reflux temperature for 4 hours and 15 minutes.

[0210] After working up the reaction mixture, 4-(3-fluorobenzoyloxy)benzaldehyde, is isolated as a yellow oil in 95% yield.

[0211] The product has GC purity of 97.6 (area %, see Example 16A) and a content of 3-(3-fluorobenzyl)-4-(3-fluorobenzoyloxy)benzaldehyde (Va) of 0.14% by weight determined by GC (see Example 16B)

**14.1.b) Procedure of J. Agric. Food Chem, 27, 4, 1979**

[0212] 4-(3-Fluorobenzoyloxy)benzaldehyde (IVa) is prepared by the procedure reported in J. Agric. Food Chem, 27, 4, 1979.

[0213] Accordingly, 3-fluorobenzyl chloride (14.5g, 100 mmol) is added under stirring and under nitrogen atmosphere to a solution of 4-hydroxybenzaldehyde (12.2g, 100 mmol) and of NaOH (4.0g, 100 mmol) in ethanol (100 mL).

[0214] The mixture is gradually heated in 25 minutes to reflux and stirred at reflux temperature for 6 hours and 20 minutes. The reaction mixture is filtrated and then concentrated at reduced pressure to obtain 4-(3-fluorobenzoyloxy)benzaldehyde (23.43 g) as a yellow solid residue. Dichloromethane (250mL) is added to the residue, the insoluble is filtered and the resulting solution is concentrated under reduced pressure to provide 4-(3-fluorobenzoyloxy)benzaldehyde as a yellow solid, in 80.4% yield. The product has GC purity of 91.6 (area %, see Example 16A) and a content of 3-(3-fluorobenzyl)-4-(3-fluorobenzoyloxy)benzaldehyde (Va) of 0.13% by weight determined by GC(see Example 16B)

**14.2 Preparation of (S)-2-[4-(3-fluorobenzoyloxy)benzylamino] propanamide (Ia) and its methanesulfonate salt (Ic)****14.2.a) Procedure of J. Med. Chem., 1998, 41, 579, method A**

[0215] (S)-2-[4-(3-Fluorobenzoyloxy)benzylamino]propanamide (Ia) is prepared by reacting 4-(3-fluorobenzoyloxy)benzaldehyde (10 mmol), prepared as described in Example 14.1.a., and L-alaninamide hydrochloride (1.37g, 11mmol) followed by reduction with NaBH<sub>3</sub>CN(0.50g, 8 mmol). After working up the reaction mixture and purification by flash-chromatography, (S)-2-[4-(3-fluorobenzoyloxy)benzylamino]propanamide is isolated as white solid in 68.7% yield. The product has HPLC purity of 96.2 (area %, see Example 17A) and a content of (S)-2-[3-(3-fluorobenzyl)-4-(3-fluorobenzoyloxy)-benzylamino]propanamide (IIa) of 0.15% by weight (see Example 17B).

[0216] A mixture of (S)-2[4-(3-fluorobenzoyloxy)benzylamino] propanamide (1.50 g, 4.96 mmol) and ethyl acetate (40.2 mL) is heated to 50°C until a clear solution is obtained. Methanesulfonic acid (0.53 g, 5.51 mmol) is added under stirring in 15 minutes to the solution and the resulting heterogeneous mixture is cooled under stirring to 20°C in 90 minutes. After 30 minutes at 20°C the solid is collected by filtration, washed with ethyl acetate (6 mL) and dried at 50°C at reduced pressure for 15 hrs to provide (S)-2[4-(3-fluorobenzoyloxy)benzylamino] propanamide methanesulfonate (Ic) as a white solid in a 96.1% yield. The product has HPLC purity 98.6 (area %, see Example 17A) and a content of (S)-2-[3-(3-fluorobenzyl)-4-(3-fluorobenzoyloxy)-benzylamino]propanamide methanesulfonate (IIc) of 0.10% by weight determined by HPLC (see Example 17B).

**14.2.b) Procedure of J. Med. Chem., 1998, 41, 579, method A**

[0217] (S)-2-[4-(3-Fluorobenzoyloxy)benzylamino]propanamide (**Ia**) is prepared according to example 14.2.a from 4-(3-fluorobenzoyloxy)benzaldehyde (10 mmol), prepared as described in example 14.1.b., and L-alaninamide hydrochloride (1.37g, 11mmol) followed by reduction with NaBH<sub>3</sub>CN(0.50g, 8 mmol).

[0218] (S)-2[4-(3-fluorobenzoyloxy)benzylamino]propanamide (**Ia**), is obtained as white solid in 66.5% yield. The product has HPLC purity of 88.5 (area %, see Example 17A) and a content of (S)-2-[3-(3-fluorobenzyl)-4-(3-fluorobenzoyloxy)-benzylamino]propanamide (**Ila**) of 0.064% by weight determined by HPLC (see Example 17B). (S)-2-[4-(3-Fluorobenzoyloxy)benzylamino]propanamide (**Ia**) is converted into the corresponding methanesulfonate (**Ic**) in a 88.9% yield by treatment with methanesulfonic acid according to Example 14.2.a. The product has a HPLC purity of 97.7 (area %, see Example 17A) and a content of (S)-2-[3-(3-fluorobenzyl)-4-(3-fluorobenzoyloxy)-benzylamino]propanamide methanesulfonate (**Iic**) of 0.05% by weight determined by HPLC (see Example 17B).

**EXAMPLE 15****Preparation of (S)-2-[4-(2-fluorobenzoyloxy)benzylamino]propanamide (ralfinamide, Ib) methanesulfonate (Id) according to the methods described in the prior art****15.1 Preparation of 4-(2-fluorobenzoyloxy)benzaldehyde (IVb)****15.1.a) Procedure of Example 1a of US 6,335,354 B2**

[0219] 4-(2-Fluorobenzoyloxy)benzaldehyde (**IVb**) is prepared according to the Example 14.1.a) from 2-fluorobenzyl chloride (14.3 g, 98 mmol), 4-hydroxybenzaldehyde (15.1 g, 123 mmol), K<sub>2</sub>CO<sub>3</sub> (51 g, 369 mmol), NaI (500 mg, 3.3 mmol.) ethanol, 75 mL.

[0220] The mixture is kept at reflux for 12 hrs. After working up the reaction mixture, 4-(2-fluorobenzoyloxy)benzaldehyde is obtained in 75% yield as a yellow oil. The product has GC purity of 92.1 (area %, see Example 16A) and a content of 3-(2-fluorobenzyl)4-(2-fluorobenzoyloxy)benzaldehyde of 0.25% by weight determined by G.C. (see Example 16B).

**15.1.b) Procedure of J. Agric. Food Chem, 27, 4, 1979**

[0221] 4-(2-Fluorobenzoyloxy)benzaldehyde (**IVb**) is prepared according to Example 14.1.b from 2-fluorobenzyl chloride (18.0 g, 123 mmol), 4-hydroxy

[0222] benzaldehyde (15.3 g, 125 mmol), NaOH (5.0 g, 12 mmol) and ethanol (125 mL).

[0223] The mixture is heated in 25 minutes to reflux and kept at reflux temperature under stirring for 12 hours.

[0224] After working up the reaction mixture according to Example 14.1.b 4-(2-fluorobenzoyloxy)benzaldehyde is obtained as a yellow solid, in 90,0% yield. The product has GC purity of 90.4 (area %, see Example 16A) and a content of 3-(2-fluorobenzyl)-4-(2-fluorobenzoyloxy)benzaldehyde (**Vb**) of 0.14% by weight determined by G.C. (see Example 16B).

**15.2 Preparation of (S)-2-[4-(2-fluorobenzoyloxy)benzylamino] propanamide (Ib) and its methanesulfonate salt (Id)****15.2.a) Procedure of J. Med. Chem, 1998, 41, 579, method A**

[0225] (S)-2-[4-(2-Fluorobenzoyloxy)benzylamino]propanamide (**Ib**) is prepared following the procedure of Example 14.2.a by using 4-(2-fluorobenzoyloxy)benzaldehyde (10 mmol, prepared as in Example 15.1a) instead of 4-(3-fluorobenzoyloxy)benzaldehyde.

[0226] (S)-2[4-(2-Fluorobenzoyloxy)benzylamino]propanamide is obtained in 67.3% yield as a white solid. The product has a HPLC purity of 86.7 (area %, see Example 17A) and a content of (S)-2-[3-(2-fluorobenzyl)-4-(2-fluorobenzoyloxy)-benzylamino]propanamide (**Iib**) of 0.22% by weight determined by HPLC (see Example 17B).

[0227] A mixture of (S)-2[4-(2-fluorobenzoyloxy)benzylamino] propanamide (1.50 g, 4.96 mmol) and propan-2-ol (10.5 mL) is heated to 50°C and kept at this temperature until a clear solution is obtained. Methanesulfonic acid, (0.48 g, 5.01 mmol) is added under stirring in 15 minutes.

[0228] The heterogeneous mixture is then cooled under stirring to 20°C in 2 hours. After 1 hour at 20°C the solid is collected by filtration, dried at reduced pressure to provide (S)-2[4-(2-fluorobenzoyloxy)benzylamino] propanamide methanesulfonate as white solid in 89.1% yield. The product has a HPLC purity of 96.9 (area %, see Example 17A) and a content of (S)-2-[3-(2-fluorobenzyl)-4-(2-fluorobenzoyloxy)benzylamino]propanamide methanesulfonate (**Iid**) of 0.14%

## EP 2 474 521 A1

by weight determined by HPLC (see Example 17B).

### **15.2.b) Procedure of J.Med. Chem. 1998, 41, 579, Method A**

5 **[0229]** (S)-2-[4-(2-Fluorobenzyloxy)benzylamino]propanamide (**Ib**) is prepared according to Example 14.2.b by using 4-(2-fluorobenzyloxy)benzaldehyde (10 mmol, prepared according to Example 15.1.b) instead of 4-(3-fluorobenzyloxy)benzaldehyde.

**[0230]** (S)-2-[4-(2-Fluorobenzyloxy)benzylamino]propanamide is obtained as a white solid in 58.8% yield. The product has a HPLC purity 83.8 (area %, see Example 17A) and a content of (S)-2-[3-(2-fluorobenzyl)-4-(2-fluorobenzyloxy)-benzylamino]propanamide (**Iib**) of 0.15% by weight determined by HPLC (see Example 17B).

10 **[0231]** (S)-2-[4-(2-fluorobenzyloxy)benzylamino]propanamide (**Ib**) is converted into the corresponding methanesulfonate (**Id**) in a 89.4% yield as a white solid. The product has a HPLC purity of 95.2 (area %, see Example 17A) and a content of (S)-2-[3-(2-fluorobenzyl)-4-(2-fluorobenzyloxy)-benzylamino]propanamide methanesulfonate of 0.11% by weight determined by HPLC (see Example 17B).

15

### **EXAMPLE 16A**

#### **GC determination of 4-(3-fluorobenzyloxy)benzaldehyde and 4-(2-fluorobenzyloxy)benzaldehyde purity.**

20 Test preparation

**[0232]** Dissolve about 100 mg of the sample in 10 ml of methylene chloride.

Chromatographic conditions

25

**[0233]** The chromatographic procedure is carried out by using:

- a fused silica capillary column 60 m long and 0.32 mm internal diameter. RTX 35 (35% Diphenyl- 65% Dimethyl polysiloxane) Film thickness= 0.25  $\mu\text{m}$ ;
- 30 - helium as carrier gas at a pressure of 150 kPa;
- a split flow of 25 ml/min;
- injector temp. 290°C;
- detector (FID) temp. 290°C;

35 with the following temperature program:

Time (min)	Temperature (°C)	Rate (°C/min)	Comment
0-5	150	-	isothermal
5-11	150→240	15	linear gradient
11-19	240	-	isothermal
19-20.7	240→290	30	linear gradient
20.7-40	290	-	isothermal

45

Procedure

**[0234]** Inject 1  $\mu\text{l}$  of the Test Preparation. Record the chromatogram and calculate the product purity by area percent calculation.

50

Impurities identification

**[0235]** 4-(3-Fluorobenzyloxy)benzaldehyde (**IVa**):

55

Retention times:

**[0236]**

## EP 2 474 521 A1

4-(3-Fluorobenzoyloxy)benzaldehyde retention time is about 17.  
4-Hydroxybenzaldehyde relative retention time is about 0.52.  
4-(2-Fluorobenzoyloxy)benzaldehyde relative retention time is about 0.98.  
4-(4-Fluorobenzoyloxy)benzaldehyde relative retention time is about 1.01.  
4-Benzoyloxybenzaldehyde relative retention time is about 1.02.  
3-(3-Fluorobenzyl)-4-(3-fluorobenzoyloxy)benzaldehyde relative retention time is about 1.78.

**[0237]** 4-(2-Fluorobenzoyloxy)benzaldehyde (**IVb**):

Retention times:

**[0238]**

4-(2-Fluorobenzoyloxy)benzaldehyde retention time is about 17.  
4-Hydroxybenzaldehyde relative retention time is about 0.53.  
4-(3-Fluorobenzoyloxy)benzaldehyde relative retention time is about 1.02.  
4-(4-Fluorobenzoyloxy)benzaldehyde relative retention time is about 1.03.  
4-Benzoyloxybenzaldehyde relative retention time is about 1.04.  
3-(2-Fluorobenzyl)-4-(2-fluorobenzoyloxy)benzaldehyde relative retention time is about 1.81.

### EXAMPLE 16B

**GC determination of the content of 3-(2-fluorobenzyl)-4-(2-fluorobenzoyloxy)benzaldehyde (Vb) in 4-(2-fluorobenzoyloxy)benzaldehyde (IVb) and of 3-(3-fluorobenzyl)-4-(3-fluorobenzoyloxy)benzaldehyde (Va) in 4-(3-fluorobenzoyloxy)benzaldehyde (IVa)**

**[0239]** The known related substance taken into consideration for 4-(2-fluorobenzoyloxy)benzaldehyde is the 3-(2-fluorobenzyl)-4-(2-fluorobenzoyloxy)benzaldehyde and for 4-(3-fluorobenzoyloxy)benzaldehyde is the 3-(3-fluorobenzyl)-4-(3-fluorobenzoyloxy)benzaldehyde. The determination is carried out according to the following conditions :

Internal standard solution

**[0240]** Prepare a 3,4,5-trimethoxybenzaldehyde solution with concentration 1.5 mg/ml in methylene chloride (IS).

Reference solution for the 3-(2-fluorobenzyl)-4-(2-fluorobenzoyloxy)benzaldehyde determination in the 4-(2-fluorobenzoyloxy)benzaldehyde:

**[0241]** Accurately weigh about 20 mg of 3-(2-fluorobenzyl)-4-(2-fluorobenzoyloxy)benzaldehyde reference standard and 20 mg of 4-(2-fluorobenzoyloxy)benzaldehyde reference standard in a 20 mL volumetric flask, dissolve and dilute to volume with diluent; transfer 500  $\mu$ L of this solution in a 5 mL volumetric flask, add 500  $\mu$ L of IS solution and dilute to volume with diluent to obtain a solution containing 3-(2-fluorobenzyl)-4-(2-fluorobenzoyloxy)benzaldehyde and 4-(2-fluorobenzoyloxy)benzaldehyde at about 100  $\mu$ g/mL (corresponding to about 0.10%).

Reference solution for the 3-(3-fluorobenzyl)-4-(3-fluorobenzoyloxy)benzaldehyde determination in the 4-(3-fluorobenzoyloxy)benzaldehyde:

**[0242]** Accurately weigh about 20 mg of 3-(3-fluorobenzyl)-4-(3-fluorobenzoyloxy)benzaldehyde reference standard and 20 mg of 4-(3-fluorobenzoyloxy)benzaldehyde reference standard in a 20 mL volumetric flask, dissolve and dilute to volume with diluent; transfer 500  $\mu$ L of this solution in a 5 mL volumetric flask, add 500  $\mu$ L of IS solution and dilute to volume with diluent to obtain a solution containing 3-(3-fluorobenzyl)-4-(3-fluorobenzoyloxy)benzaldehyde and 4-(3-fluorobenzoyloxy)benzaldehyde at about 100  $\mu$ g/mL (corresponding to about 0.10%).

Test solution:

**[0243]** Accurately weigh about 500 mg of test product in a 5 mL volumetric flask, add 500  $\mu$ L of IS solution, dissolve and dilute to volume with diluent to obtain a solution having known concentration of about 100 mg/mL.

## EP 2 474 521 A1

### Chromatographic conditions:

[0244] The chromatographic procedure is carried out by using:

- 5 - Column : a fused silica capillary column RTX 35 ( 35% Diphenyl-65% Dimethyl polysiloxane ) 60 m long , 0.32 mm I.D. , film thickness 0.25  $\mu\text{m}$  ;
- Carrier (helium) at pressure of 150 kPa;
- Split flow 25 mL/min;
- Injector temp. 290°C;
- 10 - Detector (FID) temp. 290°C;
- Temperature program : 0-5 min isothermal at 150°C , 5-11 min linear from 150°C to 240°C at a rate of 15°C/min , 11-19 min isothermal at 240°C , 19-21 min linear from 240°C to 290°C at a rate of 30°C/min , 21-40 min isothermal at 290°C;
- diluent : methylene chloride
- 15 - injection volume 1  $\mu\text{L}$ .

### Procedure:

[0245] Inject blank (diluent), reference solution, test solution and record the chromatograms.

20 [0246] In the reference chromatogram verify that:

4-(2-Fluorobenzyloxy)benzaldehyde retention time is about 18 min;

3-(2-Fluorobenzyl)-4-(2-fluorobenzyloxy)benzaldehyde relative retention time is about 1.7

or

25 4-(3-Fluorobenzyloxy)benzaldehyde retention time is about 18 min; 3-(3-Fluorobenzyl)-4-(3-fluorobenzyloxy)benzaldehyde relative retention time is about 1.7

[0247] 3,4,5-Trimethoxybenzaldehyde (IS) relative retention time is about 0.7

30 [0248] Calculate the percent content of 3-(2-fluorobenzyl)-4-(2-fluorobenzyloxy)benzaldehyde in the 4-(2-fluorobenzyloxy)benzaldehyde examined or of the 3-(3-fluorobenzyl)-4-(3-fluorobenzyloxy)benzaldehyde in the 4-(3-fluorobenzyloxy)benzaldehyde examined by internal standard calculation.

[0249] The value of the limit of quantitation (LOQ) for 3-(2-fluorobenzyl)-4-(2-fluorobenzyloxy)benzaldehyde and of 3-(3-fluorobenzyl)-4-(3-fluorobenzyloxy)benzaldehyde is 0.005% by weight. The value of the limit of detection (LOD) for both considered impurities is 0.0025% by weight.

35

### **EXAMPLE 17A**

**HPLC determination of purity of (S)-2-[4-(3-fluorobenzyloxy) benzylamino]propanamide (safinamide, Ia), its methanesulfonate (Ic), (S)-2-[4-(2-fluorobenzyloxy)benzylamino] propanamide (ralfinamide, Ib) and its methanesulfonate (Id).**

40

[0250] The following chromatographic procedure is suitable for both the free base form (**Ia, Ib**) and the methanesulfonate salt (**Ic, Id**) of the products.

45 Diluent

[0251] Mobile phase.

Test solution

50

[0252] Accurately weigh about 25 mg of product in a 25 ml volumetric flask, dissolve in and dilute to volume with diluent to obtain a solution having known concentration of about 1.0 mg/ml.

Chromatographic condition

55

[0253] The chromatographic procedure is carried out by using:

- Column: Waters Symmetry C8, 150x4.6 mm, 5 $\mu$ ;

## EP 2 474 521 A1

- detection: UV 220 nm;
- column temperature: 30°C
- mobile phase: 40% solvent A + 10% solvent B + 50% solvent C, containing 1.0 g/l sodium octansulphonate;  
solvent A: Buffer solution =  $\text{KH}_2\text{PO}_4$  0.05M;
- 5 solvent B: Acetonitrile;
- solvent C: Methanol;
- isocratic elution, run time: 60 minutes;
- flow rate: 1.0 ml/min;
- 10 - injection volume : 10  $\mu\text{l}$ .

### Procedure

**[0254]** Inject the test solution, record the chromatogram and calculate the product purity by area percent calculation.

15 (S)-2-[4-(3-Fluorobenzyloxy)benzylamino]propanamide (safinamide and related impurities identification)

Retention time:

**[0255]**

20 (S)-2-[4-(3-Fluorobenzyloxy)benzylamino]propanamide retention time is about 5.5 min.

(S)-2-[4-(3-Fluorobenzyloxy)benzylamino]propionic acid relative retention time is about 0.73.

(S)-2-[3-(3-Fluorobenzyl)-4-(3-fluorobenzyloxy)-benzylamino]propanamide relative retention time is about 4.08.

25 **[0256]** (S)-2-[4-(2-Fluorobenzyloxy)benzylamino]propanamide (ralfinamide) and related impurity identification

Retention time:

**[0257]**

30 (S)-2-[4-(2-Fluorobenzyloxy)benzylamino]propanamide retention time is about 5.5 min.

(S)-2-[4-(2-Fluorobenzyloxy)benzylamino]propionic acid relative retention time is about 0.73.

(S)-2-[3-(2-Fluorobenzyl)-4-(2-fluorobenzyloxy)-benzylamino]propanamide relative retention time is about 4.08.

### 35 **EXAMPLE 17B**

**HPLC determination of (S)-2-[3-(2-fluorobenzyl)-4-(2-fluorobenzyloxy) benzylamino]propanamide (free base, IIb and methanesulfonate, IId) in (S)-2-[4-(2-fluorobenzyloxy)benzylamino]propanamide (free base, Ib and methanesulfonate, Id) and of (S)-2-[3-(3-fluorobenzyl)-4-(3-fluorobenzyloxy)benzylamino]propanamide (free base IIa and methanesulfonate, IIc) in (S)-2-[4-(3-fluorobenzyloxy)benzylamino] propanamide (free base, Ia and methanesulfonate, Ic)**

45 **[0258]** The determination of the (S)-2-[3-(2-fluorobenzyl)-4-(2-fluorobenzyloxy)benzylamino]propanamide (free base and methanesulfonate) in (S)-2-[4-(2-fluorobenzyloxy)benzylamino]propanamide (free base and methanesulfonate) samples and of (S)-2-[3-(3-fluorobenzyl)-4-(3-fluorobenzyloxy)benzylamino]propanamide (free base and methanesulfonate) in (S)-2-[4-(3-fluorobenzyloxy)benzylamino]propanamide (free base and methanesulfonate) samples is carried out according to the following conditions :

50 Reference solution for the (S)-2-[3-(2-fluorobenzyl)-4-(2-fluorobenzyloxy)benzylamino]propanamide determination in the (S)-2-[4-(2-fluorobenzyloxy)benzylamino]propanamide:

55 **[0259]** Accurately weigh about 30 mg of (S)-2-[3-(2-fluorobenzyl)-4-(2-fluorobenzyloxy)benzylamino]propanamide methanesulfonate reference standard and 20 mg of (S)-2-[4-(2-fluorobenzyloxy)benzylamino] propanamide reference standard in a 50 mL volumetric flask , dissolve and dilute to volume with diluent ; dilute 1.0 mL of this solution to 20 mL with diluent (1<sup>st</sup> dilution); dilute 1.0 mL of the last solution to 20 mL with diluent (2<sup>nd</sup> dilution) to obtain a solution containing 2-[3-(2-fluorobenzyl)-4-(2-fluorobenzyloxy)benzylamino]propanamide ( about 0.12%) at about 1.20  $\mu\text{g/mL}$  and (S)-2-[4-(2-fluorobenzyloxy)benzylamino] propanamide methanesulfonate at about 1.00  $\mu\text{g/mL}$  (about 0.10%).

## EP 2 474 521 A1

Reference solution for the (S)-2-[3-(2-fluorobenzyl)-4-(2-fluorobenzyloxy)benzylamino]propanamide methanesulfonate determination in the (S)-2-[4-(2-fluorobenzyloxy)benzylamino]propanamide methanesulfonate :

5 **[0260]** Accurately weigh about 30 mg of (S)-2-[3-(2-fluorobenzyl)-4-(2-fluorobenzyloxy)benzylamino]propanamide methanesulfonate reference standard and 20 mg of (S)-2-[4-(2-fluorobenzyloxy)benzylamino]propanamide methanesulfonate reference standard in a 50 mL volumetric flask, dissolve and dilute to volume with diluent; dilute 1.0 mL of this solution to 20 mL with diluent (1<sup>st</sup> dilution); dilute 1.0 mL of the last solution to 20 mL with diluent (2<sup>nd</sup> dilution) to obtain a solution containing 2-[3-(2-fluorobenzyl)-4-(2-fluorobenzyloxy)benzylamino]propanamide (about 0.15% as methanesulfonic salt) at about 1.20 µg/mL and (S)-2-[4-(2-fluorobenzyloxy)benzylamino]propanamide methanesulfonate at  
10 about 1.00 µg/mL (about 0.10%).

Reference solution for the (S)-2-[3-(3-fluorobenzyl)-4-(3-fluorobenzyloxy)benzylamino]propanamide in the (S)-2-[4-(3-fluorobenzyloxy)benzylamino]propanamide:

15 **[0261]** Accurately weigh about 24 mg of (S)-2-[3-(3-fluorobenzyl)-4-(3-fluorobenzyloxy)benzylamino]propanamide reference standard and 20 mg of (S)-2-[4-(3-fluorobenzyloxy)benzylamino]propanamide reference standard in a 50 mL volumetric flask, dissolve and dilute to volume with diluent; dilute 1.0 mL of this solution to 20 mL with diluent (1<sup>st</sup> dilution); dilute 1.0 mL of the last solution to 20 mL with diluent (2<sup>nd</sup> dilution) to obtain a solution containing 2-[3-(3-fluorobenzyl)-4-(3-fluorobenzyloxy)benzylamino]propanamide (about 0.12%) at about 1.20 µg/mL and (S)-2-[4-(3-fluorobenzyloxy)benzylamino]propanamide methanesulfonate at about 1.00 µg/mL (about 0.10%).  
20

Reference solution for the (S)-2-[3-(3-fluorobenzyl)-4-(3-fluorobenzyloxy)benzylamino]propanamide methanesulfonate in the (S)-2-[4-(3-fluorobenzyloxy)benzylamino]propanamide methanesulfonate:

25 **[0262]** Accurately weigh about 24 mg of (S)-2-[3-(3-fluorobenzyl)-4-(3-fluorobenzyloxy)benzylamino]propanamide reference standard and 20 mg of (S)-2-[4-(3-fluorobenzyloxy)benzylamino]propanamide methanesulfonate reference standard in a 50 mL volumetric flask, dissolve and dilute to volume with diluent; dilute 1.0 mL of this solution to 20 mL with diluent (1<sup>st</sup> dilution); dilute 1.0 mL of the last solution to 20 mL with diluent (2<sup>nd</sup> dilution) to obtain a solution containing  
30 2-[3-(3-fluorobenzyl)-4-(3-fluorobenzyloxy)benzylamino]propanamide (about 0.15% as methanesulfonic salt) at about 1.20 µg/mL and (S)-2-[4-(3-fluorobenzyloxy)benzylamino]propanamide methanesulfonate at about 1.00 µg/mL (about 0.10%).

Test solution:

35 **[0263]** Accurately weigh about 25 mg of test product in a 25 mL volumetric flask, dissolve and dilute to volume with diluent to obtain a solution having known concentration of about 1.0 mg/mL.

Chromatographic conditions:

40 **[0264]** The chromatographic procedure is carried out by using:

- Column : Waters Symmetry C8 150 x 4.6 mm, 5µ, or equivalent
- column temperature: 30°C
- mobile phase: mixture of 40% solvent A : 10% solvent B : 50% solvent C, containing 1 g/lit of sodium octanesulfonate  
45 solvent A: buffer solution 0.05M KH<sub>2</sub>PO<sub>4</sub>;  
solvent B: acetonitrile;  
solvent C: methanol;
- isocratic elution;
- run time: 60 min;
- 50 - flow rate: 1.0 mL/min;
- detection: UV 220 nm;
- injection volume: 100 µL;
- diluent : mobile phase

55 Procedure:

**[0265]** Inject blank (diluent), reference solution, test solution and record the chromatograms.

**[0266]** In the reference chromatogram verify the following system suitability parameters:

## EP 2 474 521 A1

(S)-2-[4-(2-Fluorobenzyloxy)benzylamino]propanamide retention time is about 5.2 minutes;  
The USP tailing for (S)-2-[4-(2-fluorobenzyloxy)benzylamino]propanamide peak is in the range between 0.8 and 1.5;  
(S)-2-[3-(2-Fluorobenzyl)-4-(2-fluorobenzyloxy)benzylamino]propanamide relative retention time is about 5.1.  
or  
5 (S)-2-[4-(3-Fluorobenzyloxy)benzylamino]propanamide retention time is about 5.5 minutes;  
The USP tailing for (S)-2-[4-(3-fluorobenzyloxy)benzylamino]propanamide peak is in the range between 0.8 and 1.5;  
(S)-2-[3-(3-Fluorobenzyl)-4-(3-fluorobenzyloxy)benzylamino]propanamide relative retention time is about 4.1.

[0267] Adjust the mobile phase in order to obtain the system suitability .

10 [0268] Calculate the percent content (S)-2-[3-(2-fluorobenzyl)-4-(2-fluorobenzyloxy)benzylamino] propanamide ( free base and methanesulfonate ) in the examined (S)-2-[4-(2-fluorobenzyloxy)benzylamino]propanamide (free base and methanesulfonate) samples and of (S)-2-[3-(3-fluorobenzyl)-4-(3-fluorobenzyloxy)benzylamino]propanamide (free base and methanesulfonate) in the examined (S)-2-[4-(3-fluorobenzyloxy)benzylamino]propanamide (free base and methanesulfonate) samples by external standard calculation.

15 [0269] The value of the limit of quantitation (LOQ) for (S)-2-[3-(2-fluorobenzyl)-4-(2-fluorobenzyloxy)benzylamino]propanamide and for(S)-2-[3-(3-fluorobenzyl)-4-(3-fluorobenzyloxy)benzylamino]propanamide in the corresponding (S)-2-[4-(2-fluorobenzyloxy)benzylamino]propanamide and (S)-2-[4-(3-fluorobenzyloxy)benzylamino]propanamide is 0.004% by weight. The value of the limit of quantitation (LOQ) for (S)-2-[3-(2-fluorobenzyl)-4-(2-fluorobenzyloxy)benzylamino]propanamide methanesulfonate and for(S)-2-[3-(3-fluorobenzyl)-4-(3-fluorobenzyloxy)benzylamino]propanamide methanesulfonate in the corresponding (S)-2-[4-(2-fluorobenzyloxy)benzylamino]propanamide methanesulfonate and (S)-2-[4-(3-fluorobenzyloxy)benzylamino]propanamide methanesulfonate is 0.005% by weight. The value of the limit of detection for all the considered impurities is 0.001% by weight.

### EXAMPLE 18

#### HPLC determination of (S)-2-[4-(2-fluorobenzyloxy)benzylamino] propanamide (ralfinamide) methanesulfonate (Id) enantiomeric purity

25  
30 [0270] The enantiomeric purity of the sample is evaluated by HPLC. The determination is carried out according to the following:

#### Standard solution 1:

35 [0271] Dissolve about 5.3 mg of (R)-2-[4-(2-fluorobenzyloxy)benzylamino] propanamide methanesulfonate reference standard in 25 mL of mobile phase.

#### Standard solution 2:

40 [0272] Dissolve about 8.0 mg of (S)-2-[4-(2-fluorobenzyloxy)benzylamino] propanamide methanesulfonate reference standard and 0.2 mL of standard solution 1 in 50 mL of mobile phase.

[0273] The concentration of (R)-2-[4-(2-fluorobenzyloxy)benzylamino]propanamide methanesulfonate is about 0.5% calculated with respect to the concentration of (S)-2-[4-(2-fluorobenzyloxy)benzylamino]propanamide methanesulfonate.

#### Test solutions 1 and 2:

45 [0274] In duplicate, dissolve about 8.0 mg of the test product in 50 mL of mobile phase.

#### Chromatographic conditions:

#### [0275]

- Column: Chiralpak WH 250mm x 4.6mm, I.D. 5 $\mu$ m;
- column temperature: 45°C;
- mobile phase: 0.25 mM CuSO<sub>4</sub> (accurately weigh about 40 mg of CuSO<sub>4</sub> in 1000 mL of water)/MeOH 60/40;
- 55 - isocratic elution;
- flow rate: 1.0 mL/min;
- detection: UV 230 nm;
- injection volume: 10  $\mu$ l;

## EP 2 474 521 A1

- run time : 15 minutes.

### Procedure:

5 **[0276]** Analyse blank (mobile phase) once, standard solution 2 twice, test solutions 1 and 2 once and verify that:

- for the standard injections, the RSD% for (R)-2-[4-(2-fluorobenzyloxy)benzylamino]propanamide methanesulfonate percent area is less than 2.0%;
- both for standard and sample solutions, for each injection the main peak percent area is included between the average value  $\pm$  0.1%.

10 **[0277]** Calculate the (R)-2-[4-(2-fluorobenzyloxy)benzylamino]propanamide methanesulfonate content (percent area) as mean of the two determination.

15 Retention times:

### **[0278]**

20 (S)-2-[4-(2-Fluorobenzyloxy)benzylamino]propanamide retention time is about 5.7 min.

(R)-2-[4-(2-Fluorobenzyloxy)benzylamino]propanamide relative retention time is about 1.7.

## EXAMPLE 19

25 **HPLC determination of (S)-2-[4-(3-fluorobenzyloxy)benzylamino]propanamide (Safinamide) methanesulfonate (Ic) enantiomeric purity**

**[0279]** The enantiomeric purity of the sample is evaluated by HPLC. The determination takes place according to the following conditions:

30 Test solution:

**[0280]** Dissolve about 10 mg of test sample in 10 mL of mobile phase.

Chromatographic conditions:

35

### **[0281]**

- Column: Chiralpak WH 250mm x 4.6mm, I.D. 10 $\mu$ m;
- column temperature: 50°C;
- 40 - mobile phase: 0.25 mM CuSO<sub>4</sub>
- isocratic elution;
- flow rate: 1.0 mL/min;
- detection: UV 200 nm;
- injection volume: 10  $\mu$ l;
- 45 - run time : 30 minutes.

**[0282]** Procedure:

Inject the test solution and calculate the enantiomers peak response as area percent.

50 (S)-2-[4-(3-Fluorobenzyloxy)benzylamino]propanamide retention time is about 9.2 min.

(R)-2-[4-(3-Fluorobenzyloxy)benzylamino]propanamide relative retention time is about 1.9.

## EXAMPLE 20

55 **Cytochrome P450 assay**

**[0283]** Inhibition of the five most important Cytochrome P450 isoforms (CYP1A2, CYP2C9, CYP2C19, CYP2D6 and CYP3A4), involved in drug metabolism, was measured using specific substrates that become fluorescent upon CYP

metabolism (Gentest Kit assay).

[0284] Compounds were tested in a 96-well plate containing incubation/NADPH regenerating buffer. Specific human recombinant isoenzymes and substrates were added and incubated at 37 °C for 15 minutes for CYP1A2/CEC, 40 minutes for CYP2E1/MFC, 45 minutes for CYP2C9/MFC and 30 minutes for the others CYP450.

[0285] The specific substrates were the following: 3-cyano-7-ethoxycoumarin (CYP2C19 and CYP1A2),

[0286] 7-methoxy-4-trifluoromethylcoumarin (CYP2C9), 3 [2(N,N-diethyl-N-methylamino)ethyl]-7-methoxy-4-methylcoumarin (CYP2D6)

benzylphenylcoumarin (CYP3A4)

[0287] The plates were read on a Victor plate reader (Perkin Elmer) at the appropriate emission/excitation wavelengths, and the IC<sub>50</sub> (concentration inhibiting by 50% the enzyme activity) determined. The results are reported in Tables 1 and 2.

## EXAMPLE 21

### Cytotoxicity assay in human neuroblastoma cell line SH-SY-5Y

[0288] At time zero, the cells were seeded at 1.10<sup>4</sup>/cm<sup>2</sup> in 96 well plates in DMEM growth medium + 10% heat inactivated FBS + 2mM 1-Glutamine + 100U/mL - 100µg/mL Penicillin/Streptomycin.

[0289] After 72 hours at subconfluent phase of growth, the medium was removed and cells were incubated for 24 hours at 37 °C in 180 µl of neurobasal medium + 2 mM 1-Glutamine (Life Technologies) with or without test compounds (20 µl at least 5 concentrations in triplicate).

[0290] At the end of incubation, 20 µl of Alamar Blue dye (AlamarBlue™ Assay Kit, Promega) were directly added to the cell medium.

[0291] Four hours after, the cytotoxicity was assessed by measuring the fluorescence at 530 nm excitation and 595 nm emission using Tecan Spectrafluor plate reader.

[0292] Before and at the end of the treatment, the cultures were monitored microscopically by an Olympus IX70 inverted light microscope matched to an Image Analyzer (Image Pro Plus, 5.1) to evaluate the cellular morphology.

[0293] Results are expressed in Table 1 as concentration inducing 50% of mortality.

## EXAMPLE 22

### HERG current in transfected CHO cell lines

[0294] The inhibition of HERG current was tested in CHO cells stably expressing recombinant HERG channel.

[0295] To evaluate the effect of the test compounds on HERG currents, cells were clamped at -80 mV, depolarised to 0 mV for 5 seconds allowing activation of HERG current and repolarised to -50 mV during 5 seconds allowing HERG tail current to deactivate. This procedure was repeated at a frequency of 0.06 Hz. The current amplitude upon repolarisation (HERG tail current) was measured before and after exposure to the test compound.

[0296] Inhibition of current was calculated as the difference between the amplitude of HERG tail current amplitude measured at the end of external bath perfusion period and HERG tail current measured at the end of test compound perfusion period (when steady-state effect is reached) divided by control HERG tail current.

[0297] Drug concentration-inhibition curves were obtained by plotting tonic blocks versus drug concentrations. Dose-response curves were fitted to the tonic block data, according to the logistic equation:  $y = A2 + (A1 - A2) / [1 + (x/IC_{50})^p]$ . A1 and A2 are fixed values of 0 and 1 corresponding to 0 and 100% current inhibition, x is the drug concentration, IC<sub>50</sub> is the drug concentration resulting in 50% current inhibition and p is the corresponding slope factor. The results are reported in Table 1.

## EXAMPLE 23

### Maximal electroshock test (MES) in mice

[0298] The maximal electroshock test (MES) is used commonly in the screening of anti-epileptic drugs in rodent models.

[0299] Animals and Apparatus: Male CD1 mice weighing 25 g were used. The procedure described by White et al. (White H. S., Woodhead J. H., Franklin M. R., Swinyard E. A., and Wolf H. H. Antiepileptic Drugs (1995) 4th ed.: 99-110, Raven Press, Ltd., New York) was followed. An Ugo Basile electroconvulsive generator (Model ECT UNIT 7801) was used to deliver an electrical stimulus sufficient to produce a hindlimb tonic extensor response in at least 97% of control animals. The stimulus was delivered intra-aurally through clip electrodes in mice (0.7 seconds of a 40 mA shock, with a pulse train of 80 Hz having a pulse duration of 0.4 ms). The acute effect of compounds administered intraperitoneally or orally 15-60 minutes before MES induction were examined and compared with a vehicle control group. Ten mice were

studied per group. Complete suppression of the hindlimb tonic extensor component of seizures was taken as evidence of anticonvulsant activity.

[0300] The compounds of the invention were administered orally or intraperitoneally at the doses of 3-30 mg/kg.

[0301] The results are expressed in Tables 3 and 4 as % of protection.

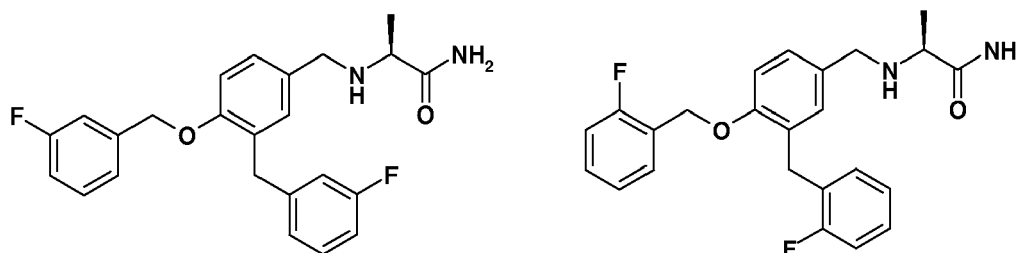
5

## Claims

1. High purity degree (S)-2-[4-(3-fluorobenzoyloxy)-benzylamino]propanamide (safinamide) or (S)-2-[4-(2-fluorobenzoyloxy)-benzylamino]propanamide (ralfinamide) or a salt thereof with a pharmaceutically acceptable acid with a content of the respective impurity (S)-2-[3-(3-fluorobenzyl)-4-(3-fluorobenzoyloxy)-benzylamino]propanamide (**(IIa)**) or (S)-2-[3-(2-fluorobenzyl)-4-(2-fluorobenzoyloxy)-benzylamino]propanamide (**(IIb)**)

15

20



25

**(IIa)****(IIb)**

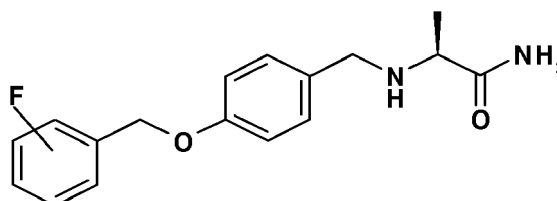
or a salt thereof with a pharmaceutically acceptable acid which is lower than 0.03% (by weight) for use as a medicament.

30

2. High purity degree safinamide or ralfinamide or a salt thereof with a pharmaceutically acceptable acid for use as a medicament according to claim 1 with a content of the respective impurity of formula (**(IIa)**) or (**(IIb)**) which is lower than 0.01 % (by weight)
3. High purity degree safinamide or ralfinamide salt with a pharmaceutically acceptable acid for use as a medicament according to claim 1 wherein the pharmaceutically acceptable acid is methanesulfonic acid and the content the respective impurity of formula (**(IIa)**) or (**(IIb)**) as the salt with methanesulfonic acid is lower than 0.01% (by weight).
4. High purity degree safinamide (a) or ralfinamide (b) or a salt thereof with a pharmaceutically acceptable acid wherein the respective impurity of formula (**(IIa)**) or (**(IIb)**) of claim 1 or a salt thereof with a pharmaceutically acceptable acid is lower than 0.03%, (by weight) for the treatment of, respectively, (a) epilepsy, Parkinson's disease, Alzheimer's disease, depressions, restless legs syndrome and migraine or (b) pain conditions including chronic and neuropathic pain, migraine, bipolar disorders, depressions, cardiovascular, inflammatory, urogenital, metabolic and gastrointestinal disorders under conditions that are not interfering with the cytochromes of the CYP450 system, in particular CYP3A4, CYP2D6, CYP2C19, CYP2C9 and do not exhibit HERG channel blocking properties.
5. High purity degree safinamide or ralfinamide or a salt thereof with a pharmaceutically acceptable acid according to claim 1 for the treatment of disorders according to claim 4 in patients that are classified as poor metabolizers (PM) or for the therapeutical treatment of patients who are concomitantly assuming other drugs which are known to interact with the cytochromes of the CYP450 system and/or are known to have HERG channel blocking properties.
6. High purity degree safinamide or ralfinamide or a salt thereof with a pharmaceutically acceptable acid for the treatment according to any one of claims 4 and 5 wherein the pharmaceutically acceptable acid is methanesulfonic acid and the content of the respective impurity of formula (**(IIa)**) or (**(IIb)**) as the salt with methanesulfonic acid is lower than 0.01% (by weight).
7. A pharmaceutical formulation containing high purity degree safinamide or ralfinamide or a salt thereof with a pharmaceutically acceptable acid according to claim 1.

55

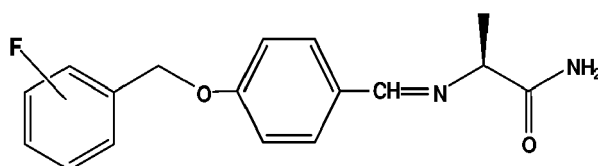
8. A pharmaceutical formulation according to claim 7 wherein the pharmaceutically acceptable acid is methanesulfonic acid and the content of the respective impurity of formula (IIa) or (IIb) as the salt with methanesulfonic acid is lower than 0.01% (by weight).
9. A pharmaceutical formulation according to claim 7 which contains one or more additional active agent(s) in addition to high purity degree safinamide or ralfinamide or a salt thereof with a pharmaceutically acceptable acid wherein the content of the respective impurity of formula (IIa) or (IIb) or a salt thereof with a pharmaceutically acceptable acid is lower than 0.03% (by weight).
10. A pharmaceutical formulation according to claim 9 wherein the pharmaceutically acceptable acid is methanesulfonic acid and the content of the respective impurity of formula (IIa) or (IIb) as the salt with methanesulfonic acid is lower than 0.01% (by weight).
11. A pharmaceutical formulation containing high purity degree safinamide or a salt thereof with a pharmaceutically acceptable acid according to any one of claims 9 and 10 wherein the additional active agent is a dopamine agonist and/or levodopa and/or a catechol-O-methyltransferase (COMT) inhibitor.
12. A pharmaceutical formulation containing high purity degree ralfinamide or a salt thereof with a pharmaceutically acceptable acid according to any one of claims 9 and 10 wherein the additional active agent is gabapentin or pregabalin or a pharmaceutically acceptable acid additon salt thereof.
13. A pharmaceutical formulation according to any one of claims 7, 9, 11 and 12 wherein the high purity degree (S)-2-[4-(3-fluorobenzyloxy)benzylamino]propanamide (safinamide) or (S)-2-[4-(2-fluorobenzyloxy)benzylamino]propanamide (ralfinamide) of formula (Ia) or (Ib)



**safinamide (Ia): 3-F**

**ralfinamide (Ib): 2-F**

or a salt thereof with a pharmaceutically acceptable acid with a content of the respective impurity (IIa) or (IIb) or a salt thereof with a pharmaceutically acceptable acid lower than 0.03% (by weight) is produced by a process comprising submitting a Schiff base intermediate respectively of formula (VIa) or (VIb)



**(VIa): 3-F**

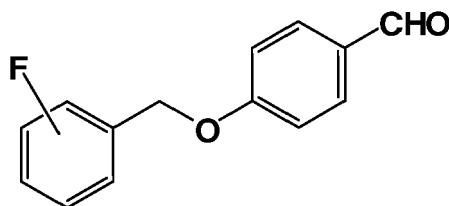
**(VIb): 2-F**

to catalytic hydrogenation with hydrogen gas in the presence of a heterogeneous catalyst in a protic organic solvent and, when safinamide or ralfinamide is obtained in a free base form, and, when a salt thereof with a pharmaceutically acceptable acid is desired, converting said free base form in a salt thereof with a pharmaceutically acceptable acid.

14. A pharmaceutical formulation according to claim 13 wherein the catalytic hydrogenation is carried out by using an heterogeneous catalyst selected from nickel, rhodium, platinum and palladium catalysts on an inert support in the

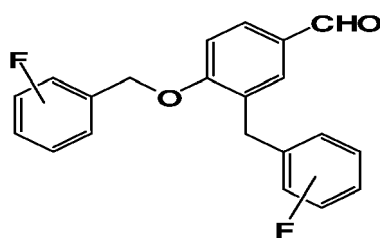
presence of a solvent selected from lower aliphatic (C<sub>1</sub>-C<sub>5</sub>)alkanols.

- 5
15. A pharmaceutical formulation according to claim 14 wherein the solvent is selected from methanol, ethanol and isopropanol.
16. A pharmaceutical formulation according to claim 13 wherein the catalyst is a palladium or platinum catalyst.
17. A pharmaceutical formulation according to claim 16 wherein the catalyst is a platinum catalyst.
- 10 18. A pharmaceutical formulation according to any one of claims 13 to 17 wherein the catalyst is wet 5% Pt/C (50% H<sub>2</sub>O or wet 10% Pd/C (50% H<sub>2</sub>O
19. A pharmaceutical formulation according to any one of claims 13 to 18 wherein the pharmaceutically acceptable acid is methanesulfonic acid.
- 15 20. A pharmaceutical formulation according to any one of claims 13 to 19 wherein the hydrogen pressure is comprised between 1 and 10 bars and the temperature is comprised between 10 °C and 70 °C.
21. A pharmaceutical formulation according to claim 20 wherein the hydrogen pressure is comprised between 3 and 6 bars and the temperature is comprised between 25 °C and 40 °C.
- 20 22. A pharmaceutical formulation according to any one of claims 13 to 21 wherein the catalytic hydrogenation is carried out on a Schiff base intermediate **(VIa)** or **(VIb)** which has been prepared through iminoalkylation of 4-(3-fluorobenzoyloxy)benzaldehyde **(IVa)** or 4-(2-fluorobenzoyloxy)benzaldehyde **(IVb)**
- 25



35 **(IVa):3-F (IVb):2-F** with L-alaninamide in the presence of a protic organic solvent.

- 40 23. A pharmaceutical formulation according to any one of claims 13 to 22 wherein the 4-(3-fluorobenzoyloxy)benzaldehyde or 4-(2-fluorobenzoyloxy)benzaldehyde of formula **(IVa)** or **(IVb)** employed as the starting material to obtain the Schiff base intermediate of formula **(VIa)** or **(VIb)** contains less than 0.03% (by weight) of the respective impurities 3-(3-fluorobenzyl)-4-(3-fluorobenzoyloxy)benzaldehyde **(Va)** or 3-(2-fluorobenzyl)-4-(2-fluorobenzoyloxy)benzaldehyde **(Vb)**.
- 45



50 **(Va):3-F (Vb):2-F**

24. A pharmaceutical formulation according to claim 23 wherein the 4-(3-fluorobenzoyloxy)benzaldehyde **(IVa)** or 4-(2-fluorobenzoyloxy)benzaldehyde **(IVb)** contains 0.01% or less (by weight) of the respective impurities **(Va)** or **(Vb)**.
- 55 25. A pharmaceutical formulation according to any one of claims 7 to 24 for the treatment of a disorder as in claim 4 in patients that are classified as poor metabolizers (PM) or for the therapeutic treatment of patients who are concomitantly assuming other drugs which are known to interact with the cytochromes of the CYP450 system and/or are known to have HERG channel blocking properties.

26. High purity degree safinamide or ralfinamide or a salt thereof with a pharmaceutically acceptable acid for use according to any one of claims 1, 4 and 5 wherein the high purity safinamide or ralfinamide with a content of the respective impurity (IIa) or (IIb) or a salt thereof with a pharmaceutically acceptable acid lower than 0.03% (by weight) is produced a process as in any one of claims 13 to 23.

5

10

15

20

25

30

35

40

45

50

55



EUROPEAN SEARCH REPORT

Application Number  
EP 12 16 3085

DOCUMENTS CONSIDERED TO BE RELEVANT			
Category	Citation of document with indication, where appropriate, of relevant passages	Relevant to claim	CLASSIFICATION OF THE APPLICATION (IPC)
X	WO 2005/102300 A (NEWRON PHARM SPA [IT]; BESANA CLAUDIA [IT]; BARBANTI ELENA [IT]; IZZO) 3 November 2005 (2005-11-03) * page 7, line 14; claim 4 * * page 5, line 2 - page 15, line 3 * * page 10, line 24 - page 11, line 9 * * claims and examples * -----	1-26	INV. C07C231/10 C07C233/13 A61K31/165 C07C231/12 C07C231/18  TECHNICAL FIELDS SEARCHED (IPC)  C07C A61K
X	EP 1 655 029 A (KYOWA HAKKO KOGYO KK [JP]) 10 May 2006 (2006-05-10) * page 14, line 1 - line 9 * * claims and examples * -----	1-26	
X	US 5 391 577 A (DOSTERT PHILIPPE [FR] ET AL) 21 February 1995 (1995-02-21) * claims 1-4; table 1 * * the whole document * -----	1-26	
X	WO 2004/066987 A2 (DYNOGEN PHARMACEUTICALS INC [US]; BURGARD EDWARD C [US]; LANDAU STEVEN) 12 August 2004 (2004-08-12) * page 31 * * claims * -----	1-26	
X	CATTABENI F: "RALFINAMIDE", October 2004 (2004-10), IDRUGS, CURRENT DRUGS LTD, GB, PAGE(S) 935-939, XP008042612, ISSN: 1369-7056 * the whole document * -----	1-26	
-----		-/--	
The present search report has been drawn up for all claims			
Place of search <b>Munich</b>		Date of completion of the search <b>24 May 2012</b>	Examiner <b>Butkowskyj-Walkiw, T</b>
CATEGORY OF CITED DOCUMENTS X : particularly relevant if taken alone Y : particularly relevant if combined with another document of the same category A : technological background O : non-written disclosure P : intermediate document		T : theory or principle underlying the invention E : earlier patent document, but published on, or after the filing date D : document cited in the application L : document cited for other reasons ..... & : member of the same patent family, corresponding document	

1  
EPO FORM 1503 03.02 (P04C01)



EUROPEAN SEARCH REPORT

Application Number  
EP 12 16 3085

DOCUMENTS CONSIDERED TO BE RELEVANT			
Category	Citation of document with indication, where appropriate, of relevant passages	Relevant to claim	CLASSIFICATION OF THE APPLICATION (IPC)
X	STUMMANN T C ET AL: "The anti-nociceptive agent ralfinamide inhibits tetrodotoxin-resistant and tetrodotoxin-sensitive Na<+> currents in dorsal root ganglion neurons", EUROPEAN JOURNAL OF PHARMACOLOGY, AMSTERDAM, NL, vol. 510, no. 3, 14 March 2005 (2005-03-14), pages 197-208, XP004781069, ISSN: 0014-2999 * the whole document *	1-26	
X	N.E.MEALY ET AL: "Neurologic Drugs", DRUGS OF THE FUTURE, vol. 27, no. 9, 2002, pages 879-915, XP009073548, * page 908 - page 909 *	1-26	
X	EP 0 400 495 A1 (ERBA CARLO SPA [IT]) 5 December 1990 (1990-12-05) * page 13, line 58; example 1 * * page 14, line 1 *	1-26	
The present search report has been drawn up for all claims			TECHNICAL FIELDS SEARCHED (IPC)
Place of search Munich		Date of completion of the search 24 May 2012	Examiner Butkowskyj-Walkiw, T
CATEGORY OF CITED DOCUMENTS X : particularly relevant if taken alone Y : particularly relevant if combined with another document of the same category A : technological background O : non-written disclosure P : intermediate document		T : theory or principle underlying the invention E : earlier patent document, but published on, or after the filing date D : document cited in the application L : document cited for other reasons ..... & : member of the same patent family, corresponding document	

1  
EPO FORM 1503 03.82 (P04C01)

ANNEX TO THE EUROPEAN SEARCH REPORT  
ON EUROPEAN PATENT APPLICATION NO.

EP 12 16 3085

This annex lists the patent family members relating to the patent documents cited in the above-mentioned European search report. The members are as contained in the European Patent Office EDP file on  
The European Patent Office is in no way liable for these particulars which are merely given for the purpose of information.

24-05-2012

Patent document cited in search report	Publication date	Patent family member(s)	Publication date
WO 2005102300 A	03-11-2005	AT 405256 T	15-09-2008
		AT 494890 T	15-01-2011
		AU 2005235428 A1	03-11-2005
		BR PI0509976 A	16-10-2007
		CA 2563674 A1	03-11-2005
		CN 1942179 A	04-04-2007
		DK 1737438 T3	08-12-2008
		DK 1900362 T3	09-05-2011
		EP 1588704 A1	26-10-2005
		EP 1737438 A1	03-01-2007
		EP 1900362 A2	19-03-2008
		ES 2313330 T3	01-03-2009
		ES 2357559 T3	27-04-2011
		HK 1099216 A1	24-12-2010
		HR 20080593 T3	31-12-2008
		HR 20110230 T1	30-04-2011
		JP 2007533691 A	22-11-2007
		KR 20070042914 A	24-04-2007
		NZ 550664 A	27-08-2010
		PT 1737438 E	22-12-2008
		PT 1900362 E	09-03-2011
		RS 51791 B	31-12-2011
		SI 1737438 T1	31-12-2008
		SI 1900362 T1	31-03-2011
		US 2007203182 A1	30-08-2007
		WO 2005102300 A1	03-11-2005
		EP 1655029 A	10-05-2006
EP 1655029 A1	10-05-2006		
JP 4648193 B2	09-03-2011		
US 2006241102 A1	26-10-2006		
US 2012010225 A1	12-01-2012		
WO 2005009444 A1	03-02-2005		
US 5391577 A	21-02-1995	NONE	
WO 2004066987 A2	12-08-2004	AU 2004207009 A1	12-08-2004
		CA 2514574 A1	12-08-2004
		EP 1596844 A2	23-11-2005
		JP 2006515326 A	25-05-2006
		WO 2004066987 A2	12-08-2004
EP 0400495 A1	05-12-1990	AT 96775 T	15-11-1993
		AU 645752 B2	27-01-1994
		AU 5729990 A	18-12-1990
		CA 2033190 A1	26-11-1990

EPO FORM P0459

For more details about this annex : see Official Journal of the European Patent Office, No. 12/82

**ANNEX TO THE EUROPEAN SEARCH REPORT  
ON EUROPEAN PATENT APPLICATION NO.**

EP 12 16 3085

This annex lists the patent family members relating to the patent documents cited in the above-mentioned European search report. The members are as contained in the European Patent Office EDP file on  
The European Patent Office is in no way liable for these particulars which are merely given for the purpose of information.

24-05-2012

Patent document cited in search report	Publication date	Patent family member(s)	Publication date
		CN 1047496 A	05-12-1990
		CZ 9002520 A3	12-06-1996
		DE 69004337 D1	09-12-1993
		DE 69004337 T2	24-02-1994
		DK 0400495 T3	06-12-1993
		EP 0400495 A1	05-12-1990
		EP 0426816 A1	15-05-1991
		ES 2062174 T3	16-12-1994
		FI 114792 B1	31-12-2004
		HU 211550 A9	28-12-1995
		IE 63934 B1	28-06-1995
		IL 94466 A	24-01-1995
		JP 2771328 B2	02-07-1998
		JP H04500215 A	16-01-1992
		NO 910270 A	23-01-1991
		NZ 233785 A	23-12-1992
		PT 94160 A	08-01-1991
		RU 2097371 C1	27-11-1997
		US 5236957 A	17-08-1993
		WO 9014334 A1	29-11-1990
-----			

EPO FORM P0459

For more details about this annex : see Official Journal of the European Patent Office, No. 12/82

**REFERENCES CITED IN THE DESCRIPTION**

*This list of references cited by the applicant is for the reader's convenience only. It does not form part of the European patent document. Even though great care has been taken in compiling the references, errors or omissions cannot be excluded and the EPO disclaims all liability in this regard.*

**Patent documents cited in the description**

- WO 9014334 A [0003] [0021] [0042] [0045]
- WO 04089353 A [0003] [0035]
- WO 05102300 A [0003] [0004] [0035]
- WO 04062655 A [0003] [0004]
- WO 9935125 A [0004]
- WO 03020273 A [0004]
- WO 05018627 A [0004]
- WO 05070405 A [0004]
- WO 06027052 A [0004]
- EP 1423168 A [0036]
- WO 2004089353 A [0039]
- US 6335354 B2 [0208]

**Non-patent literature cited in the description**

- **PEVARELLO et al.** *J. Med. Chem.*, 1998, vol. 41, 579-590 [0021]
- **PEVARELLO et al.** *J. Med. Chem.*, 1998, vol. 41, 579-590 [0042] [0044]
- **PEVARELLO et al.** *Org. Prep. Proc. Int.*, 1996, vol. 28, 179-183 [0046]
- **C.F. LANE.** Sodium Cyanoborohydride- A Highly Selective Reducing Agent for Organic Functional Groups. *Synthesis*, 1975, 132-146 [0048]
- **T.W. GREENE ; P.G.M. WUTS.** Protective Groups in Organic Synthesis. John Wiley & Sons, Inc, 1999 [0073]
- *J. Med. Chem.*, 1998, vol. 41, 579 [0186]
- *J. Agric. Food Chem.*, 1979, vol. 27, 4 [0212]
- **WHITE H. S. ; WOODHEAD J. H. ; FRANKLIN M. R. ; SWINYARD E. A. ; WOLF H. H.** Antiepileptic Drugs. Raven Press, Ltd, 1995, 99-110 [0299]