

(19)



(11)

EP 3 424 534 A1

(12)

EUROPEAN PATENT APPLICATION

(43) Date of publication:

09.01.2019 Bulletin 2019/02

(51) Int Cl.:

A61K 45/06 ^(2006.01) **A61K 31/404** ^(2006.01)
A61K 31/47 ^(2006.01) **C07D 215/00** ^(2006.01)
C07D 209/04 ^(2006.01) **A61K 9/14** ^(2006.01)
A61K 9/16 ^(2006.01) **A61K 9/20** ^(2006.01)

(21) Application number: **18173500.2**(22) Date of filing: **14.04.2015**

(84) Designated Contracting States:

**AL AT BE BG CH CY CZ DE DK EE ES FI FR GB
GR HR HU IE IS IT LI LT LU LV MC MK MT NL NO
PL PT RO RS SE SI SK SM TR**

Designated Extension States:

BA ME

Designated Validation States:

MA(30) Priority: **15.04.2014 US 201461979848 P****03.10.2014 US 201462059287 P**

(62) Document number(s) of the earlier application(s) in accordance with Art. 76 EPC:

15721912.2 / 3 131 582(71) Applicant: **Vertex Pharmaceuticals Incorporated**
Boston, MA 02210 (US)

(72) Inventors:

- **PHENIX, Brian Dean**
Acton, MA Massachusetts 01720 (US)
- **BAGNOL, Laurent Jean-claude**
Burlington, MA Massachusetts 01803 (US)
- **BRODEUR, Geoffrey Glen**
Boston, MA Massachusetts 02210 (US)

• **CHANDRAN, Sachin****Somerville, MA Massachusetts 02144 (US)**• **DOKOU, Eleni****Cambridge, MA Massachusetts 02140 (US)**• **FERRIS, Lori Ann****Medford, MA Massachusetts 02155 (US)**• **KNEZIC, Dragutin****Watertown, MA Massachusetts 02472 (US)**• **MCCARTY, Katie Lynn****Watertown, MA Massachusetts 02472 (US)**• **MEDEK, Ales****Winchester, MA Massachusetts 01890 (US)**• **WAGGENER, Sara A.****N. Billerica, MA Massachusetts 01862 (US)**(74) Representative: **Oates, Edward Christopher****Carpmaels & Ransford LLP****One Southampton Row****London WC1B 5HA (GB)**Remarks:

- This application was filed on 22-05-2018 as a divisional application to the application mentioned under INID code 62.
- Claims filed after the date of receipt of the application (Rule 68(4) EPC).

(54) **PHARMACEUTICAL COMPOSITIONS FOR THE TREATMENT OF CYSTIC FIBROSIS TRANSMEMBRANE CONDUCTANCE REGULATOR MEDIATED DISEASES**

(57) The present invention features compositions comprising a plurality of therapeutic agents wherein the presence of one therapeutic agent enhances the properties of at least one other therapeutic agent. In one embodiment, the therapeutic agents are cystic fibrosis trans-

membrane conductance regulators (CFTR) such as a CFTR corrector or CFTR potentiator for the treatment of CFTR mediated diseases such as cystic fibrosis. Methods and kits thereof are also disclosed.

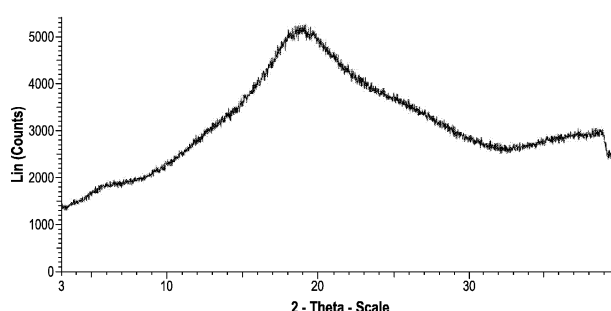


FIG. 1

EP 3 424 534 A1

Description**FIELD OF THE INVENTION**

5 [0001] This PCT application claims priority to U.S. provisional application nos. 61/979,848, filed on April 15, 2014, and 62/059,287, filed on October 3, 2014. Both of these documents are hereby incorporated by reference in their entireties.

FIELD OF THE INVENTION

10 [0002] The present invention features combination compositions and methods of treating Cystic Fibrosis Transmembrane Conductance Regulator (CFTR) mediated diseases related thereto.

BACKGROUND OF THE INVENTION

15 [0003] Cystic fibrosis (CF) is a recessive genetic disease that affects approximately 30,000 children and adults in the United States and approximately 30,000 children and adults in Europe. Despite progress in the treatment of CF, there is no cure.

[0004] In patients with CF, mutations in CFTR endogenously expressed in respiratory epithelia leads to reduced apical anion secretion causing an imbalance in ion and fluid transport. The resulting decrease in anion transport contributes to enhanced mucus accumulation in the lung and the accompanying microbial infections that ultimately cause death in CF patients. In addition to respiratory disease, CF patients typically suffer from gastrointestinal problems and pancreatic insufficiency that, if left untreated, results in death. In addition, the majority of males with cystic fibrosis are infertile and fertility is decreased among females with cystic fibrosis. In contrast to the severe effects of two copies of the CF associated gene, individuals with a single copy of the CF associated gene exhibit increased resistance to cholera and to dehydration resulting from diarrhea - perhaps explaining the relatively high frequency of the CF gene within the population.

25 [0005] Sequence analysis of the CFTR gene of CF chromosomes has revealed a variety of disease causing mutations (Cutting, G. R. et al. (1990) Nature 346:366-369; Dean, M. et al. (1990) Cell 61:863-870; and Kerem, B-S. et al. (1989) Science 245:1073-1080; Kerem, B-S et al. (1990) Proc. Natl. Acad. Sci. USA 87:8447-8451). To date, greater than 1000 disease causing mutations in the CF gene have been identified (<http://www.genet.sickkids.on.ca/cftr/app>). The most prevalent mutation is a deletion of phenylalanine at position 508 of the CFTR amino acid sequence, and is commonly referred to as Δ F508-CFTR. This mutation occurs in approximately 70% of the cases of cystic fibrosis and is associated with a severe disease.

[0006] The deletion of residue 508 in Δ F508-CFTR prevents the nascent protein from folding correctly. This results in the inability of the mutant protein to exit the ER, and traffic to the plasma membrane. As a result, the number of channels present in the membrane is far less than observed in cells expressing wild-type CFTR. In addition to impaired trafficking, the mutation results in defective channel gating. Together, the reduced number of channels in the membrane and the defective gating lead to reduced anion transport across epithelia leading to defective ion and fluid transport. (Quinton, P. M. (1990), FASEB J. 4: 2709-2727). Studies have shown, however, that the reduced numbers of Δ F508-CFTR in the membrane are functional, albeit less than wild-type CFTR. (Dalemans et al. (1991), Nature Lond. 354: 526-528; Denning et al., supra; Pasyk and Foskett (1995), J. Cell. Biochem. 270: 12347-50). In addition to Δ F508-CFTR, other disease causing mutations in CFTR that result in defective trafficking, synthesis, and/or channel gating could be up- or down-regulated to alter anion secretion and modify disease progression and/or severity.

[0007] Accordingly, there is a need for novel treatments of CFTR mediated diseases.

SUMMARY OF THE INVENTION

[0008] The present invention relates to pharmaceutical compositions wherein the properties of one therapeutic agent are improved by the presence of another therapeutic agent, kits, and methods of treatment thereof. In one embodiment, the present invention features pharmaceutical compositions comprising (R)-1-(2,2-difluorobenzo[d][1,3]dioxol-5-yl)-N-(1-(2,3-dihydroxypropyl)-6-fluoro-2-(1-hydroxy-2-methylpropan-2-yl)-1H-indol-5-yl)cyclopropanecarboxamide (Compound 1) and N-[2,4-bis(1,1-dimethylethyl)-5-hydroxyphenyl]-1,4-dihydro-4-oxoquinoline-3-carboxamide (Compound 2), wherein the composition has improved properties.

[0009] In one aspect, the present invention features a spray dried dispersion comprising a plurality of therapeutic agents, wherein the dispersion is substantially free of a polymer.

55 [0010] In one embodiment, the plurality of therapeutic agents consists of a first therapeutic agent and a second therapeutic agent.

[0011] In one embodiment, the ratio of the first agent to the second agent is from about 1:10 to about 10:1 by weight. In one embodiment, the ratio of the first agent to the second agent is about 1:1 by weight. In one embodiment, the ratio

of the first agent to the second agent is about 1:3 by weight. In one embodiment, the ratio of the first agent to the second agent is about 1:6 by weight. In one embodiment, the ratio of the first agent to the second agent is about 2:3 by weight.

[0012] In one embodiment, the first agent is a CFTR corrector. In one embodiment, the second agent is a CFTR potentiator. In one embodiment, the first agent is a CFTR corrector and the second agent is a CFTR potentiator. In one embodiment, the first agent is (*R*)-1-(2,2-difluorobenzo[d][1,3]dioxol-5-yl)-N-(1-(2,3-dihydroxypropyl)-6-fluoro-2-(1-hydroxy-2-methylpropan-2-yl)-1H-indol-5-yl)cyclopropanecarboxamide. In one embodiment, the second agent is N-[2,4-bis(1,1-dimethylethyl)-5-hydroxyphenyl]-1,4-dihydro-4-oxoquinoline-3-carboxamide. In one embodiment, the first agent is (*R*)-1-(2,2-difluorobenzo[d][1,3]dioxol-5-yl)-N-(1-(2,3-dihydroxypropyl)-6-fluoro-2-(1-hydroxy-2-methylpropan-2-yl)-1H-indol-5-yl)cyclopropanecarboxamide, and the second agent is N-[2,4-bis(1,1-dimethylethyl)-5-hydroxyphenyl]-1,4-dihydro-4-oxoquinoline-3-carboxamide.

[0013] In one embodiment, the spray dried dispersion has a Tg of from about 80 °C to about 180°C.

[0014] In one embodiment, the spray dried dispersion is substantially amorphous.

[0015] In another aspect the present invention features a spray dried dispersion consisting of a plurality of therapeutic agents.

[0016] In one embodiment, there are two therapeutic agents, a first therapeutic agent and a second therapeutic agent.

[0017] In one embodiment, the ratio of the first agent to the second agent is from about 1:10 to about 10:1 by weight. In one embodiment, the ratio of the first agent to the second agent is about 1:1 by weight. In one embodiment, the ratio of the first agent to the second agent is about 1:3 by weight. In one embodiment, the ratio of the first agent to the second agent is about 1:6 by weight. In one embodiment, the ratio of the first agent to the second agent is about 2:3 by weight.

[0018] In one embodiment, the first agent is a CFTR corrector. In one embodiment, the second agent is a CFTR potentiator. In one embodiment, the first agent is a CFTR corrector and the second agent is a CFTR potentiator. In one embodiment, the first agent is (*R*)-1-(2,2-difluorobenzo[d][1,3]dioxol-5-yl)-N-(1-(2,3-dihydroxypropyl)-6-fluoro-2-(1-hydroxy-2-methylpropan-2-yl)-1H-indol-5-yl)cyclopropanecarboxamide. In one embodiment, the second agent is N-[2,4-bis(1,1-dimethylethyl)-5-hydroxyphenyl]-1,4-dihydro-4-oxoquinoline-3-carboxamide. In one embodiment, the first agent is (*R*)-1-(2,2-difluorobenzo[d][1,3]dioxol-5-yl)-N-(1-(2,3-dihydroxypropyl)-6-fluoro-2-(1-hydroxy-2-methylpropan-2-yl)-1H-indol-5-yl)cyclopropanecarboxamide; and the second agent is N-[2,4-bis(1,1-dimethylethyl)-5-hydroxyphenyl]-1,4-dihydro-4-oxoquinoline-3-carboxamide.

[0019] In one aspect, the present invention features a spray dried dispersion comprising a particle, wherein the particle comprises a plurality of therapeutic agents, and the particle is substantially free of a polymer.

[0020] In one embodiment, the particle consists essentially of a first agent and a second agent.

[0021] In one embodiment, the ratio of the first agent to the second agent is from about 1:10 to about 10:1 by weight. In one embodiment, the ratio of the first agent to the second agent is about 1:1 by weight. In one embodiment, the ratio of the first agent to the second agent is about 1:3 by weight. In one embodiment, the ratio of the first agent to the second agent is about 1:6 by weight. In one embodiment, the ratio of the first agent to the second agent is about 2:3 by weight.

[0022] In one embodiment, the first agent is a CFTR corrector. In one embodiment, the second agent is a CFTR potentiator. In one embodiment, the first agent is a CFTR corrector and the second agent is a CFTR potentiator. In one embodiment, the first agent is (*R*)-1-(2,2-difluorobenzo[d][1,3]dioxol-5-yl)-N-(1-(2,3-dihydroxypropyl)-6-fluoro-2-(1-hydroxy-2-methylpropan-2-yl)-1H-indol-5-yl)cyclopropanecarboxamide. In one embodiment, the second agent is N-[2,4-bis(1,1-dimethylethyl)-5-hydroxyphenyl]-1,4-dihydro-4-oxoquinoline-3-carboxamide. In one embodiment, the first agent is (*R*)-1-(2,2-difluorobenzo[d][1,3]dioxol-5-yl)-N-(1-(2,3-dihydroxypropyl)-6-fluoro-2-(1-hydroxy-2-methylpropan-2-yl)-1H-indol-5-yl)cyclopropanecarboxamide, and the second agent is N-[2,4-bis(1,1-dimethylethyl)-5-hydroxyphenyl]-1,4-dihydro-4-oxoquinoline-3-carboxamide.

[0023] In one embodiment, the particle has a mean particle diameter of about 5 microns to about 100 microns. In one embodiment, the particle has a mean particle diameter of about 5 microns to about 30 microns. In one embodiment, the particle has a mean particle diameter of about 15 microns.

[0024] In one embodiment, the spray dried dispersion has a Tg of from about 80 °C to about 180°C.

[0025] In one embodiment, the spray dried dispersion is substantially amorphous.

[0026] In one aspect, the present invention features a pharmaceutical composition comprising any of the preceding spray dried dispersion of the present invention.

[0027] In one embodiment, the pharmaceutical composition is a tablet.

[0028] In one embodiment, the tablet comprises from about 25 mg to about 125 mg of Compound 1. In one embodiment, the tablet comprises about 100 mg of Compound 1. In one embodiment, the tablet comprises about 50 mg of Compound 1.

[0029] In one embodiment, the tablet comprises from about 100 mg to about 200 mg of Compound 2. In one embodiment, the tablet comprises about 150 mg of Compound 2.

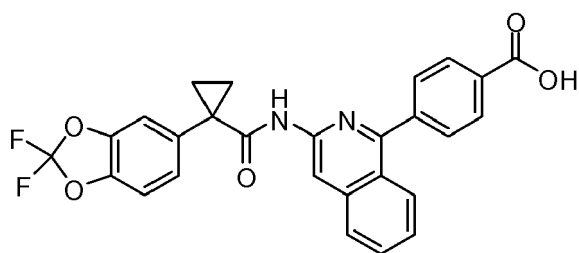
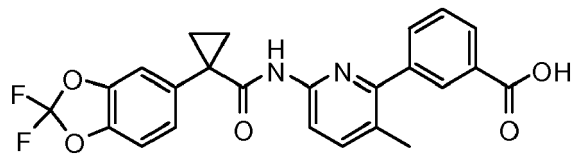
[0030] In one embodiment, the tablet comprises one or more excipients selected from a filler, a disintegrant, a lubricant, or any combination thereof. In one embodiment, the tablet comprises from about 100 mg to about 300 mg of a filler. In one embodiment, the filler comprises microcrystalline cellulose. In one embodiment, the tablet comprises from about 12 mg to about 36 mg of a disintegrant. In one embodiment, the disintegrant comprises croscarmellose sodium. In one

embodiment, the tablet comprises from about 1 mg to about 5 mg of a lubricant. In one embodiment, the lubricant comprises magnesium stearate.

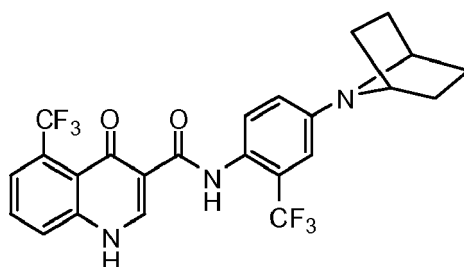
[0031] In one embodiment, the tablet comprises an additional therapeutic agent.

[0032] In one embodiment, the additional therapeutic agent is another CFTR corrector different from Compound 1. In one embodiment, the additional therapeutic agent is another CFTR potentiator different from Compound 2.

[0033] In one embodiment, the additional therapeutic agent is selected from



or



[0034] In aspect, the present invention features a pharmaceutical composition comprising an amorphous form of Compound 1, and an amorphous form of Compound 2.

[0035] In one embodiment, the pharmaceutical composition is a tablet.

[0036] In one embodiment, the tablet comprises from about 25 mg to about 125 mg of Compound 1. In one embodiment, the tablet comprises about 100 mg of Compound 1. In one embodiment, the tablet comprises about 50 mg of Compound 1.

[0037] In one embodiment, the tablet comprises from about 100 mg to about 200 mg of Compound 2. In one embodiment, the tablet comprises about 150 mg of Compound 2.

[0038] In one embodiment, the ratio of Compound 1 to Compound 2 is from about 1:10 to about 10:1 by weight. In one embodiment, the ratio of Compound 1 to Compound 2 is about 1: 1 by weight. In one embodiment, the ratio of Compound 1 to Compound 2 is about 1:3 by weight. In one embodiment, the ratio of Compound 1 to Compound 2 is about 1:6 by weight. In one embodiment, the ratio of Compound 1 to Compound 2 is about 2:3 by weight.

[0039] In one embodiment, the pharmaceutical composition comprises from about 5 wt% to about 15 wt% of Compound 1. In one embodiment, the pharmaceutical composition comprises from about 15 wt% to about 45 wt% of Compound 2.

[0040] In one embodiment, the pharmaceutical composition further comprises one or more excipients selected from a filler, a disintegrant, a lubricant, or any combination thereof.

[0041] In one embodiment, the pharmaceutical composition comprises from about 30 wt% to about 50 wt% of a filler. In one embodiment, the filler comprises microcrystalline cellulose. In one embodiment, the pharmaceutical composition comprises from about 1 wt% to about 10 wt% of a disintegrant. In one embodiment, the disintegrant comprises croscarmellose sodium. In one embodiment, the pharmaceutical composition comprises about 1 wt% of a lubricant. In one embodiment, the lubricant comprises magnesium stearate.

[0042] In another aspect, the present invention features a pharmaceutical composition comprising a first spray dried dispersion and a second spray dried dispersion, wherein the first spray dried dispersion comprises an amorphous form

of Compound 1, and the second spray dried dispersion comprises an amorphous form of Compound 2.

[0043] In one embodiment, the first spray dried dispersion further comprises a polymer. In one embodiment, the first spray dried dispersion comprises from about 70 wt% to about 90 wt% of Compound 1 and from about 10 wt% to about 30 wt% of the polymer. In one embodiment, the polymer comprises hydroxypropyl methylcellulose.

[0044] In one embodiment, the second spray dried dispersion further comprises a polymer. In one embodiment, the second spray dried dispersion comprises from about 70 wt% to about 90 wt% of Compound 2 and from about 10 wt% to about 30 wt% of the polymer.

[0045] In one embodiment, the pharmaceutical composition comprises from about 5 wt% to about 20 wt% of the first spray dried dispersion. In one embodiment, the pharmaceutical composition comprises from about 15 wt% to about 60 wt% of the second spray dried dispersion.

[0046] In one embodiment, the pharmaceutical composition is a tablet. In one embodiment, the tablet comprises about 25 mg to 125 mg of Compound 1. In one embodiment, the tablet comprises about 100 mg of Compound 1. In one embodiment, the tablet comprises about 50 mg of Compound 1. In one embodiment, the tablet comprises about 100 mg to 200 mg of Compound 2. In one embodiment, the tablet comprises about 150 mg of Compound 2.

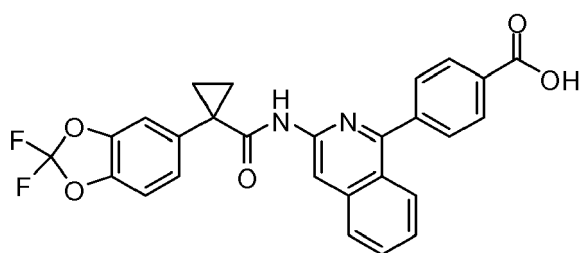
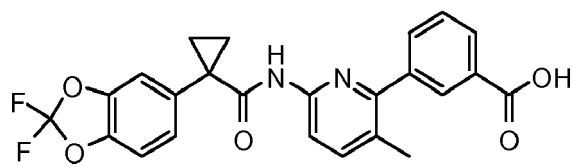
[0047] In one embodiment, the tablet comprises one or more excipients selected from a filler, a disintegrant, a lubricant, or any combination thereof.

[0048] In one embodiment, the tablet comprises from about 30 wt% to about 50 wt% of a filler. In one embodiment, the filler comprises microcrystalline cellulose. In one embodiment, the tablet comprises from about 1 wt% to about 10 wt% of a disintegrant. In one embodiment, the disintegrant comprises croscarmellose sodium. In one embodiment, the tablet comprises about 1 wt% of a lubricant. In one embodiment, the lubricant comprises magnesium stearate.

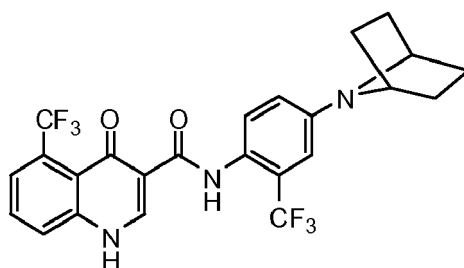
[0049] In one embodiment, the tablet comprises from about 30 mg to about 85 mg of the first spray dried dispersion. In one embodiment, the tablet comprises from about 150 mg to about 250 mg of the second spray dried dispersion.

[0050] In one embodiment, the tablet comprises from about 100 mg to about 300 mg of a filler. In one embodiment, the tablet comprises from about 12 mg to about 36 mg of a disintegrant. In one embodiment, the tablet comprises from about 1 mg to about 5 mg of a lubricant.

[0051] In one embodiment, the pharmaceutical composition further comprises an additional therapeutic agent. In one embodiment, the additional therapeutic agent is another CFTR corrector different from Compound 1. In one embodiment, the additional therapeutic agent is another CFTR potentiator different from Compound 2. In one embodiment, the additional therapeutic agent is selected from



or



[0052] In one aspect, the present invention features a method of treating cystic fibrosis in a patient comprising administering to the patient any of the spray dried dispersions or pharmaceutical compositions previously described.

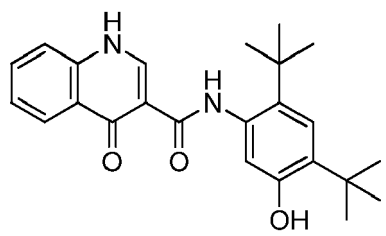
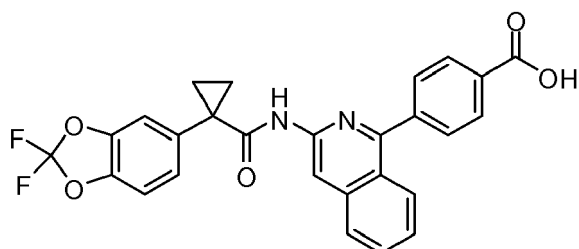
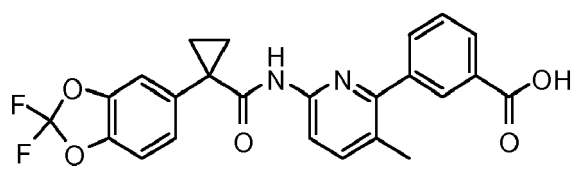
[0053] In one embodiment, the patient is orally administered the spray dried dispersion or pharmaceutical composition.

[0054] In one embodiment, the patient is further administered an additional therapeutic agent. In one embodiment, the additional therapeutic agent is administered before, after, or concurrently with any of the spray dried dispersions or pharmaceutical compositions previously described.

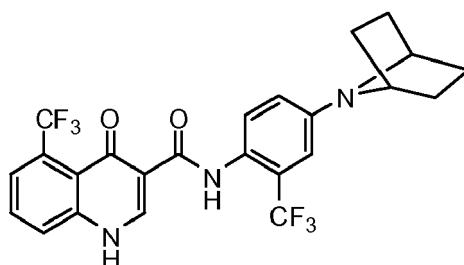
[0055] In one embodiment, the patient is homozygous in the $\Delta F508$ CFTR mutation. In one embodiment, the patient is heterozygous in the $\Delta F508$ CFTR mutation.

[0056] In one aspect, the present invention features a kit comprising any of the spray dried dispersions or pharmaceutical compositions previously described.

[0057] In one embodiment, the kit further comprises an additional therapeutic agent. In one embodiment, the additional therapeutic agent is a CFTR corrector. In one embodiment, the additional therapeutic agent is a CFTR potentiator. In one embodiment, the additional therapeutic agent is selected from



or



[0058] In one embodiment, the additional therapeutic agent and any of the spray dried dispersions or the pharmaceutical compositions previously described are stored in separate containers. In one embodiment, the additional therapeutic agent and any of the spray dried dispersions or pharmaceutical compositions previously described are stored in the same container.

[0059] In one embodiment, the container is a bottle, vial, blister pack, or any combination thereof.

[0060] In one aspect, the present invention features a method of generating a spray dried dispersion comprising:

providing a mixture of a plurality of therapeutic agents and a solvent, wherein the mixture is substantially free of polymer; and forcing the mixture through a nozzle under spray drying conditions to generate the spray dried dispersion.

[0061] In one embodiment, the plurality of therapeutic agents consists of a first agent and a second agent.

[0062] In one embodiment, the ratio of the first agent to the second agent in the mixture is from about 1:10 to about 10:1 by weight. In one embodiment, the ratio of the first agent to the second agent in the mixture is about 1:1 by weight. In one embodiment, the ratio of the first agent to the second agent is about 1:3 by weight. In one embodiment, the ratio of the first agent to the second agent in the mixture is about 1:6 by weight. In one embodiment, the ratio of the first agent to the second agent in the mixture is about 2:3 by weight.

[0063] In one embodiment, the first agent is a CFTR corrector. In one embodiment, the second agent is a CFTR potentiator. In one embodiment, the first agent is a CFTR corrector and the second agent is a CFTR potentiator. In one embodiment, the first agent is (*R*)-1-(2,2-difluorobenzo[d][1,3]dioxol-5-yl)-N-(1-(2,3-dihydroxypropyl)-6-fluoro-2-(1-hydroxy-2-methylpropan-2-yl)-1H-indol-5-yl)cyclopropanecarboxamide. In one embodiment, the second agent is N-[2,4-bis(1,1-dimethylethyl)-5-hydroxyphenyl]-1,4-dihydro-4-oxoquinoline-3-carboxamide. In one embodiment, the first agent is (*R*)-1-(2,2-difluorobenzo[d][1,3]dioxol-5-yl)-N-(1-(2,3-dihydroxypropyl)-6-fluoro-2-(1-hydroxy-2-methylpropan-2-yl)-1H-indol-5-yl)cyclopropanecarboxamide, and the second agent is N-[2,4-bis(1,1-dimethylethyl)-5-hydroxyphenyl]-1,4-dihydro-4-oxoquinoline-3-carboxamide.

[0064] In one embodiment, the method further comprises filtering the mixture before it is forced through the nozzle. In one embodiment, the method further comprises applying heat to the mixture as it enters the nozzle. In one embodiment, the nozzle comprises an inlet and an outlet, and the inlet is heated to a temperature that is greater than the boiling point of the solvent. It is understood that in certain embodiments, the temperature may be below the boiling point of the solvent, such as, for example under high pressure conditions.

[0065] In one embodiment, the spray dryer is heated to a temperature of from about 50 °C to about 150 °C. In one embodiment, the spray dryer is heated to a temperature of from about 90 °C to about 150 °C. In one embodiment, the mixture is forced through the nozzle by a pressurized gas. In one embodiment, the pressurized gas is inert to the first agent, the second agent, and the solvent. In one embodiment, the pressurized gas comprises molecular nitrogen. In one embodiment, the pressurized gas has a positive pressure of from about 1,000 psi to about 2,000 psi. In one embodiment, the pressurized gas has a positive pressure of about 1,500 psi. In one embodiment, the pressurized gas has a positive pressure of from about 90 psi to about 150 psi. In one embodiment, the pressurized gas has a positive pressure of about 120 psi.

[0066] In one embodiment, the method further comprises drying the spray dried dispersion. In one embodiment, the spray dried dispersion is dried under reduced pressure. In one embodiment, the spray dried dispersion is dried at a temperature of from about 50 °C to about 100 °C.

[0067] In one embodiment, the solvent comprises a polar organic solvent. In one embodiment, the polar organic solvent comprises methylethyl ketone, methyltertbutyl ether, methanol, IPA, THF, DCM, or any combination thereof. In one embodiment, the solvent further comprises water. In one embodiment, the ratio of the polar organic solvent to water is from about 70:30 to about 95:5 by volume. In one embodiment, the ratio of the polar organic solvent to water is about 90:10 by volume.

[0068] In another aspect, the present invention features a spray dried dispersion comprising a plurality of particles that are substantially free of polymer, wherein the particles comprise both a CFTR corrector and a CFTR potentiator, wherein the ratio of CFTR corrector to CFTR potentiator is from about 10:1 to about 1:10; the particles have a mean particle diameter of about 15 microns or greater; the particles have a T_g of from about 80 °C to about 180 °C; the particles are substantially amorphous; and the plurality of particles is substantially free of a polymer.

[0069] In another aspect, the present invention features a spray dried dispersion generated by providing a mixture that consists essentially of a plurality of therapeutic agents and a solvent; and forcing the mixture through a nozzle under spray drying conditions to generate the spray dried dispersion, wherein the mixture is substantially free of a polymer.

[0070] In another aspect, the present invention features a biological medium comprising Compound 1 and Compound 2. In one embodiment, the biological medium is an *in vitro* biological medium. In one embodiment, the biological medium is an *in vivo* biological medium.

BRIEF DESCRIPTION OF THE FIGURES

[0071] The following figures are provided by way of example and are not intended to limit the scope of the claimed invention.

Figure 1 is an XRPD pattern for the neat spray dried dispersion substantially free of polymer of the present invention formulated with a 1:1 ratio, by weight, of Compound 1 and Compound 2.

Figure 2 is a plot of heat flow as a function of temperature generated by differential scanning calorimetry (DSC)

analysis of the neat spray dried dispersion substantially free of polymer of the present invention formulated with a 1:1 ratio, by weight, of Compound 1 and Compound 2, showing a glass transition temperature (T_g) of 124° C.

Figure 3 A) depicts solid state ¹H NMR spectra for the neat spray dried dispersion substantially free of polymer of the present invention formulated with a 1:1 ratio, by weight, of Compound 1 and Compound 2, generated by cross polarization from fluorine atoms to protons on Compound 1, and B) graphic depicting the cross polarization between fluorine atoms and protons on Compound 1 and spin diffusion between protons on Compound 1 and Compound 2.

Figure 4 depicts an overlay of solid state ¹³C NMR (top) spectra for the neat spray dried dispersion substantially free of polymer, and cryoground/cryomilled Compound 1 and Compound 2 formulated with a 1:1 ratio, by weight, and ¹⁹F NMR (bottom) spectra for the neat spray dried dispersion substantially free of polymer formulated with a 1:1 ratio, by weight, of Compound 1 and Compound 2.

Figure 5 is an SEM image of the neat spray dried dispersion substantially free of polymer of the present invention formulated with a 1:1 ratio, by weight, of Compound 1 and Compound 2 at 5000x.

Figure 6 is an XRPD pattern for the neat spray dried dispersion substantially free of polymer of the present invention formulated with a 1:3 ratio, by weight, of Compound 1 and Compound 2.

Figure 7 is a plot of heat flow as a function of temperature generated by differential scanning calorimetry (DSC) analysis of the neat spray dried dispersion substantially free of polymer of the present invention formulated with a 1:3 ratio, by weight, of Compound 1 and Compound 2, showing a T_g of 155 °C.

Figure 8 is an SEM image of the neat spray dried dispersion substantially free of polymer of the present invention formulated with a 1:3 ratio, by weight, of Compound 1 and Compound 2 at 5000x.

Figure 9 depicts the results of kinetic dissolution experiments of Compound 1 in fed state simulated intestinal fluid (FedSIF) solutions in the presence of Compound 2 in a neat coSDD substantially free of polymer and alone as measured by concentration versus time.

Figure 10 depicts the results of kinetic dissolution experiments of Compound 2 in FedSIF solutions in the presence of Compound 1 in a neat coSDD substantially free of polymer and alone as measured by concentration versus time.

Figure 11 depicts dissolution data of Compound 2 in fasted simulated fluids alone and in the presence of Compound 1 in a neat coSDD substantially free of polymer.

Figure 12 compares the crystallization kinetics for Compound 1 at 80 °C and 75% relative humidity when in a Compound 2 free tablet (circles), a spray dried dispersion (squares), and a tablet comprising Compound 2 (triangles).

Figure 13 compares the crystallization kinetics for Compound 1 at 70 °C and 75% relative humidity when in a Compound 2 free tablet (circles), a spray dried dispersion (squares), and a tablet comprising Compound 2 (triangles).

Figure 14 depicts a solid state ¹H NMR spectrum of a tablet comprising a blend of a spray dried dispersion of Compound 1 and a spray dried dispersion of Compound 2 at 70 °C and 75% relative humidity. The upper spectrum is the reference ¹H NMR spectrum identifying the tablet components and the bottom spectrum is generated by cross polarization of the fluorine atom to protons on Compound 1 and spin diffusion between protons on Compound 1 and Compound 2 resulting in the growth of the Compound 2 peak.

DETAILED DESCRIPTION

[0072] The present invention provides pharmaceutical formulations and compositions that are useful for treating cystic fibrosis.

I. DEFINITIONS

[0073] As used herein, "CFTR" stands for cystic fibrosis transmembrane conductance regulator.

[0074] As used herein, "mutations" can refer to mutations in the CFTR gene or the CFTR protein. A "CFTR mutation" refers to a mutation in the CFTR gene, and a "CFTR mutation" refers to a mutation in the CFTR protein. A genetic defect

or mutation, or a change in the nucleotides in a gene in general results in a mutation in the CFTR protein translated from that gene.

[0075] As used herein, a "ΔF508 mutation" or "F508-del mutation" is a specific mutation within the CFTR protein. The mutation is a deletion of the three nucleotides that comprise the codon for amino acid phenylalanine at position 508, resulting in CFTR protein that lacks this phenylalanine residue.

[0076] The term "CFTR gating mutation" as used herein means a CFTR mutation that results in the production of a CFTR protein for which the predominant defect is a low channel open probability compared to normal CFTR (Van Goor, F., Hadida S. and Grootenhuis P., "Pharmacological Rescue of Mutant CFTR function for the Treatment of Cystic Fibrosis", *Top. Med. Chem.* 3: 91-120 (2008)). Gating mutations include, but are not limited to, G551D, G178R, S549N, S549R, G551S, G970R, G1244E, S1251N, S1255P, and G1349D.

[0077] As used herein, a patient who is "homozygous" for a particular mutation, e.g., ΔF508, has the same mutation on each allele.

[0078] As used herein, a patient who is "heterozygous" for a particular mutation, e.g., ΔF508, has this mutation on one allele, and a different mutation on the other allele.

[0079] As used herein, the term "CFTR corrector" refers to a compound that increases the amount of functional CFTR protein to the cell surface, resulting in enhanced ion transport.

[0080] As used herein, the term "CFTR potentiator" refers to a compound that increases the channel activity of CFTR protein located at the cell surface, resulting in enhanced ion transport.

[0081] As used herein, the term "inducing", as in inducing CFTR activity, refers to increasing CFTR activity, whether by the corrector, potentiator, or other mechanism.

[0082] As used herein, the terms "active pharmaceutical ingredient", "API", and "therapeutic agent" are used interchangeably to refer to a biologically active compound.

[0083] A "patient", "subject", or "individual" are used interchangeably and refer to either a human or non-human animal. The term includes mammals such as humans.

[0084] As used herein, the term "solvent system" refers to a system comprising an organic solvent capable of dissolving Compound 1 and Compound 2.

[0085] As used herein, the term "biological medium" refers to a real or simulated gastrointestinal fluid. A simulated gastrointestinal fluid would be an *in vitro* gastrointestinal fluid such as, for example, fed state simulated intestinal fluid (FedSIF). A real gastrointestinal fluid would be an *in vivo* gastrointestinal fluid such as what exists within a patient.

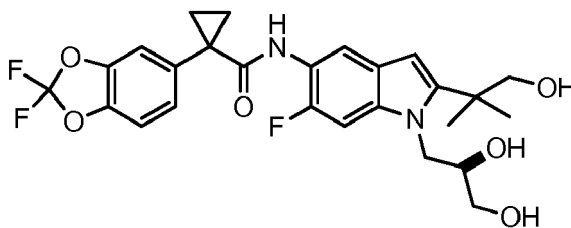
[0086] The terms "effective dose" or "effective amount" are used interchangeably herein and refer to that amount that produces the desired effect for which it is administered (e.g., improvement in CF or a symptom of CF or lessening the severity of CF or a symptom of CF). The exact amount will depend on the purpose of the treatment, and will be ascertainable by one skilled in the art using known techniques (see, e.g., Lloyd (1999) *The Art, Science and Technology of Pharmaceutical Compounding*).

[0087] As used herein, the terms "treatment", "treating", and the like generally refer to the improvement of CF or its symptoms or lessening the severity of CF or its symptoms in a subject. "Treatment", as used herein, includes, but is not limited to, the following: increased growth of the subject, increased weight gain, reduction of mucus in the lungs, improved pancreatic and/or liver function, reduced cases of chest infections, and/or reduced instances of coughing or shortness of breath. Improvements in or lessening the severity of any of these conditions can be readily assessed according to standard methods and techniques known in the art.

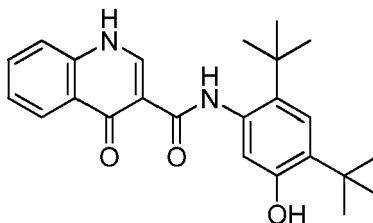
[0088] As used herein, the term "in combination with", when referring to two or more compounds or agents, means that the order of administration includes the compounds or agents being administered prior to, concurrent with, or subsequent to each other to the patient.

[0089] The terms "about" and "approximately", when used in connection with doses, amounts, or weight percent of ingredients of a composition or a dosage form, mean a dose, amount, or weight percent that is recognized by one of ordinary skill in the art to provide a pharmacological effect equivalent to that obtained from the specified dose, amount, or weight percent. Specifically the term "about" or "approximately" means an acceptable error for a particular value as determined by one of ordinary skill in the art, which depends in part on how the value is measured or determined. In certain embodiments, the term "about" or "approximately" means within 1, 2, 3, or 4 standard deviations. In certain embodiments, the term "about" or "approximately" means within 30%, 25%, 20%, 15%, 10%, 9%, 8%, 7%, 6%, 5%, 4%, 3%, 2%, 1%, 0.5%, 0.1%, or 0.05% of a given value or range.

[0090] As used herein, "Compound 1" and "Cmpd 1" are used interchangeably to refer to the compound (*R*)-1-(2,2-difluorobenzo[d][1,3]dioxol-5-yl)-N-(1-(2,3-dihydroxypropyl)-6-fluoro-2-(1-hydroxy-2-methylpropan-2-yl)-1H-indol-5-yl)cyclopropanecarboxamide. This compound has the structure:



[0091] As used herein, "Compound 2" and "Cmpd 2" are used interchangeably to refer to the compound N-[2,4-bis(1,1-dimethylethyl)-5-hydroxyphenyl]-1,4-dihydro-4-oxoquinoline-3-carboxamide. This compound has the structure:



[0092] As used herein, the terms "substantially free" and "neat" are used interchangeably to refer to a mixture or material that has a concentration of less than about 1 wt% (e.g., less than about 0.5 wt %, less than about 0.1 wt%, less than about 1000 ppm, or less than about 500 ppm) of another dopant, compound, impurity, or material (e.g., polymer). A dopant, compound, impurity, or material (e.g., polymer) is absent from a mixture or material when that mixture or material is substantially free of the compound, impurity, or material (e.g., polymer). For example, a mixture or dispersion that is substantially free of a polymer has a concentration of less than about 1 wt% (e.g., less than about 0.5 wt %, less than about 0.1 wt%, less than about 1000 ppm, or less than about 500 ppm) of polymer.

[0093] As used herein, "glass transition temperature" or "Tg" refer to the temperature below which the physical properties of amorphous materials vary in a manner similar to those of a solid phase (glassy state), and above which amorphous materials behave like liquids (rubbery state).

[0094] As used herein, the term "amorphous" refers to a solid material having no long range order in the position of its molecules. Amorphous solids are generally supercooled liquids in which the molecules are arranged in a random manner so that there is no well-defined arrangement, e.g., molecular packing, and no long range order. Amorphous solids are generally isotropic, i.e. exhibit similar properties in all directions and do not have definite melting points. For example, an amorphous material is a solid material having no sharp characteristic crystalline peak(s) in its X-ray power diffraction (XRPD) pattern (i.e., is not crystalline as determined by XRPD). Instead, one or several broad peaks (e.g., halos) appear in its XRPD pattern. Broad peaks are characteristic of an amorphous solid. See, US 2004/0006237 for a comparison of XRPDs of an amorphous material and crystalline material.

[0095] As used herein, the term "substantially amorphous" refers to a solid material having little or no long range order in the position of its molecules. For example, substantially amorphous materials have less than about 15% crystallinity (e.g., less than about 10% crystallinity or less than about 5% crystallinity). It is also noted that the term 'substantially amorphous' includes the descriptor, 'amorphous', which refers to materials having no (0%) crystallinity.

[0096] As used herein, the term "dispersion" refers to a disperse system in which one substance, the dispersed phase, is distributed, in discrete units, throughout a second substance (the continuous phase or vehicle). The size of the dispersed phase can vary considerably (e.g. colloidal particles of nanometer dimension, to multiple microns in size). In general, the dispersed phases can be solids, liquids, or gases. In the case of a solid dispersion, the dispersed and continuous phases are both solids. In pharmaceutical applications, a solid dispersion can include a crystalline drug (dispersed phase) in an amorphous polymer (continuous phase); or alternatively, an amorphous drug (dispersed phase) in an amorphous polymer (continuous phase). In some embodiments, a solid dispersion includes the polymer constituting the dispersed phase, and the drug constitute the continuous phase. Or, a solid dispersion includes the drug constituting the dispersed phase, and the polymer constituting the continuous phase.

[0097] As used herein, an "excipient" is an inactive ingredient in a pharmaceutical composition. Examples of excipients include fillers or diluents, wetting agents (e.g., surfactants), binders, glidants, lubricants, disintegrants, or the like.

[0098] As used herein, a "disintegrant" is an excipient that hydrates a pharmaceutical composition and aids in tablet dispersion. Examples of disintegrants include sodium croscarmellose and/or sodium starch glycolate.

[0099] As used herein, a "diluent" or "filler" is an excipient that adds bulkiness to a pharmaceutical composition. Examples of fillers include lactose, sorbitol, celluloses, calcium phosphates, starches, sugars (e.g., mannitol, sucrose,

or the like) or any combination thereof.

[0100] As used herein, a "lubricant" is an excipient that is added to pharmaceutical compositions that are pressed into tablets. The lubricant aids in compaction of granules into tablets and ejection of a tablet of a pharmaceutical composition from a die press. Example of a lubricant includes magnesium stearate.

[0101] As used herein, a "wetting agent" or a "surfactant" is an excipient that imparts pharmaceutical compositions with enhanced solubility and/or wettability. Examples of wetting agents include sodium lauryl sulfate (SLS), sodium stearyl fumarate (SSF), polyoxyethylene 20 sorbitan mono-oleate (e.g., Tween™), or any combination thereof.

[0102] As used herein, a "binder" is an excipient that imparts a pharmaceutical composition with enhanced cohesion or tensile strength (e.g., hardness). Examples of binders include dibasic calcium phosphate, sucrose, corn (maize) starch, microcrystalline cellulose, and modified cellulose (e.g., hydroxymethyl cellulose).

[0103] As used herein, a "glidant" is an excipient that imparts a pharmaceutical compositions with enhanced flow properties. Examples of glidants include colloidal silica and/or talc.

II. SPRAY DRIED DISPERSIONS SUBSTANTIALLY FREE OF POLYMER

A. Spray Dried Dispersions

[0104] The present invention provides a spray dried dispersion comprising a plurality of therapeutic agents, wherein the dispersion is substantially free of a polymer.

[0105] In some embodiments, the plurality of therapeutic agents consists of a first therapeutic agent and a second therapeutic agent.

[0106] In some embodiments, the first agent is a CFTR corrector. For example, the first agent is (R)-1-(2,2-difluorobenzo[d][1,3]dioxol-5-yl)-N-(1-(2,3-dihydroxypropyl)-6-fluoro-2-(1-hydroxy-2-methylpropan-2-yl)-1H-indol-5-yl)cyclopropanecarboxamide.

[0107] In some embodiments, the second agent is a CFTR potentiator. For example, the second agent is N-[2,4-bis(1,1-dimethylethyl)-5-hydroxyphenyl]-1,4-dihydro-4-oxoquinoline-3-carboxamide.

[0108] And, in some embodiments, the first agent is a CFTR corrector and the second agent is a CFTR potentiator. For example, the first agent is (R)-1-(2,2-difluorobenzo[d][1,3]dioxol-5-yl)-N-(1-(2,3-dihydroxypropyl)-6-fluoro-2-(1-hydroxy-2-methylpropan-2-yl)-1H-indol-5-yl)cyclopropanecarboxamide, and the second agent is N-[2,4-bis(1,1-dimethylethyl)-5-hydroxyphenyl]-1,4-dihydro-4-oxoquinoline-3-carboxamide.

[0109] In some embodiments, the ratio of the first agent to the second agent is from about 1:10 to about 10:1 by weight. For example, the ratio of the first agent to the second agent is about 1:1 by weight. In other examples, the ratio of the first agent to the second agent is about 1:3 by weight. In some examples, the ratio of the first agent to the second agent is about 1:6 by weight. In some examples, the ratio of the first agent to the second agent is about 2:3 by weight.

[0110] In some embodiments, the spray dried dispersion has a glass transition temperature (T_g) of from about 80 °C to about 180 °C.

[0111] In some embodiments, the spray dried dispersion comprises a plurality of particles having a mean particle diameter of about 5 to about 100 microns. In some embodiments, the spray dried dispersion comprises a plurality of particles having a mean particle diameter of about 5 to about 30 microns. In some embodiments, the spray dried dispersion comprises a plurality of particles having a mean particle diameter of about 15 microns.

[0112] In some embodiments, the spray dried dispersion is substantially amorphous.

[0113] Another aspect of the present invention provides a spray dried dispersion consisting of a plurality of therapeutic agents.

[0114] In some embodiments, the spray dried dispersion consists of two therapeutic agents, a first therapeutic agent and a second therapeutic agent.

[0115] In some embodiments, the first agent is a CFTR corrector. For example, the first agent is (R)-1-(2,2-difluorobenzo[d][1,3]dioxol-5-yl)-N-(1-(2,3-dihydroxypropyl)-6-fluoro-2-(1-hydroxy-2-methylpropan-2-yl)-1H-indol-5-yl)cyclopropanecarboxamide.

[0116] In some embodiments, the second agent is a CFTR potentiator. For example, the second agent is N-[2,4-bis(1,1-dimethylethyl)-5-hydroxyphenyl]-1,4-dihydro-4-oxoquinoline-3-carboxamide.

[0117] And, in some embodiments, the first agent is a CFTR corrector and the second agent is a CFTR potentiator. For example, the first agent is (R)-1-(2,2-difluorobenzo[d][1,3]dioxol-5-yl)-N-(1-(2,3-dihydroxypropyl)-6-fluoro-2-(1-hydroxy-2-methylpropan-2-yl)-1H-indol-5-yl)cyclopropanecarboxamide, and the second agent is N-[2,4-bis(1,1-dimethylethyl)-5-hydroxyphenyl]-1,4-dihydro-4-oxoquinoline-3-carboxamide.

[0118] In some embodiments, the ratio of the first agent to the second agent is from about 1:10 to about 10:1 by weight. For example, the ratio of the first agent to the second agent is about 1:1 by weight. In other examples, the ratio of the first agent to the second agent is about 1:3 by weight. In some examples, the ratio of the first agent to the second agent is about 1:6 by weight. In some examples, the ratio of the first agent to the second agent is about 2:3 by weight.

[0119] In some embodiments, the spray dried dispersion has a glass transition temperature (T_g) of from about 80 °C to about 180 °C.

[0120] In some embodiments, the spray dried dispersion comprises a plurality of particles having a mean particle diameter of about 5 to about 100 microns. In some embodiments, the spray dried dispersion comprises a plurality of particles having a mean particle diameter of about 5 to about 30 microns. In some embodiments, the spray dried dispersion comprises a plurality of particles having a mean particle diameter of about 15 microns.

[0121] Another aspect of the present invention provides a spray dried dispersion comprising a particle, wherein the particle comprises a plurality of therapeutic agents, and the particle is substantially free of a polymer.

[0122] In some embodiments, the particle consists essentially of a first agent and a second agent.

[0123] In some embodiments, the first agent is a CFTR corrector. For example, the first agent is (*R*)-1-(2,2-difluorobenzo[d][1,3]dioxol-5-yl)-N-(1-(2,3-dihydroxypropyl)-6-fluoro-2-(1-hydroxy-2-methylpropan-2-yl)-1H-indol-5-yl)cyclopropanecarboxamide.

[0124] In some embodiments, the second agent is a CFTR potentiator. For example, the second agent is N-[2,4-bis(1,1-dimethylethyl)-5-hydroxyphenyl]-1,4-dihydro-4-oxoquinoline-3-carboxamide.

[0125] And, in some embodiments, the first agent is a CFTR corrector and the second agent is a CFTR potentiator. For example, the first agent is (*R*)-1-(2,2-difluorobenzo[d][1,3]dioxol-5-yl)-N-(1-(2,3-dihydroxypropyl)-6-fluoro-2-(1-hydroxy-2-methylpropan-2-yl)-1H-indol-5-yl)cyclopropanecarboxamide, and the second agent is N-[2,4-bis(1,1-dimethylethyl)-5-hydroxyphenyl]-1,4-dihydro-4-oxoquinoline-3-carboxamide.

[0126] In some embodiments, the ratio of the first agent to the second agent is from about 1:10 to about 10:1 by weight. For example, the ratio of the first agent to the second agent is about 1:1 by weight. In other examples, the ratio of the first agent to the second agent is about 1:3 by weight. In some examples, the ratio of the first agent to the second agent is about 2:3 by weight.

[0127] In some embodiments, the spray dried dispersion has a glass transition temperature (T_g) of from about 80 °C to about 180 °C.

[0128] In some embodiments, the spray dried dispersion comprises a plurality of particles having a mean particle diameter of about 5 to about 100 microns. In some embodiments, the spray dried dispersion comprises a plurality of particles having a mean particle diameter of about 5 to about 30 microns. In some embodiments, the spray dried dispersion comprises a plurality of particles having a mean particle diameter of about 15 microns.

[0129] In some embodiments, the spray dried dispersion is substantially amorphous.

[0130] Another aspect of the present invention provides a pharmaceutical composition comprising a spray dried dispersion, wherein the spray dried dispersion comprises a first particle consisting essentially of an amorphous first agent and a second particle consisting essentially of an amorphous second agent.

[0131] In some embodiments, the first agent is a CFTR corrector. For example, the first agent is (*R*)-1-(2,2-difluorobenzo[d][1,3]dioxol-5-yl)-N-(1-(2,3-dihydroxypropyl)-6-fluoro-2-(1-hydroxy-2-methylpropan-2-yl)-1H-indol-5-yl)cyclopropanecarboxamide.

[0132] In some embodiments, the second agent is a CFTR potentiator. For example, the second agent is N-[2,4-bis(1,1-dimethylethyl)-5-hydroxyphenyl]-1,4-dihydro-4-oxoquinoline-3-carboxamide.

[0133] And, in some embodiments, the first agent is a CFTR corrector and the second agent is a CFTR potentiator. For example, the first agent is (*R*)-1-(2,2-difluorobenzo[d][1,3]dioxol-5-yl)-N-(1-(2,3-dihydroxypropyl)-6-fluoro-2-(1-hydroxy-2-methylpropan-2-yl)-1H-indol-5-yl)cyclopropanecarboxamide, and the second agent is N-[2,4-bis(1,1-dimethylethyl)-5-hydroxyphenyl]-1,4-dihydro-4-oxoquinoline-3-carboxamide.

[0134] In some embodiments, the ratio of the first particle to the second particle is from about 1:10 to about 10:1 by weight. For example, the ratio of the first particle to the second particle is about 1:1 by weight. In other examples, the ratio of the first particle to the second particle is about 1:3 by weight. In some examples, the ratio of the first particle to the second particle is about 1:6 by weight. In some examples, the ratio of the first particle to the second particle is about 2:3 by weight.

[0135] In some embodiments, the spray dried dispersion comprises a plurality of particles having a mean particle diameter of about 5 to about 100 microns. In some embodiments, the first particle, the second particle, or both particles have a mean particle diameter of about 5 to about 30 microns. In some embodiments, the first particle, the second particle, or both particles have a mean particle diameter of about 15 microns.

B. Methods of Preparing a Spray Dried Dispersion Substantially Free of Polymer

[0136] Starting from Compound 1 or Compound 2, the amorphous form of Compound 1 or Compound 2 may be prepared by spray drying methods. Spray drying is a process that converts a liquid feed to a dried particulate form. Optionally, a secondary drying process such as fluidized bed drying or vacuum drying may be used to reduce residual solvents to pharmaceutically acceptable levels. Typically, spray drying involves contacting a highly dispersed liquid suspension or solution, and a sufficient volume of hot air to produce evaporation and drying of the liquid droplets. The

preparation to be spray dried can be any solution, coarse suspension, slurry, colloidal dispersion, or paste that may be atomized using the selected spray drying apparatus. In one procedure, the preparation is sprayed into a current of warm filtered gas that evaporates the solvent and conveys the dried product to a collector (e.g. a cyclone). The spent gas is then exhausted with the solvent, or alternatively the spent air is sent to a condenser to capture and potentially recycle the solvent. Commercially available types of apparatus may be used to conduct the spray drying. For example, commercial spray dryers are manufactured by Buchi Ltd. And Niro (e.g., the PSD line of spray driers manufactured by Niro) (see, US 2004/0105820; US 2003/0144257).

[0137] Techniques and methods for spray drying may be found in Perry's Chemical Engineering Handbook, 6th Ed., R. H. Perry, D. W. Green & J. O. Maloney, eds.), McGraw-Hill book co. (1984); and Marshall "Atomization and Spray-Drying" 50, Chem. Eng. Prog. Monogr. Series 2 (1954). All three references are incorporated herein in their entirety by reference.

[0138] Removal of the solvent may require a subsequent drying step, such as tray drying, fluid bed drying (e.g., from about room temperature to about 100 °C), vacuum drying, microwave drying, rotary drum drying or biconical vacuum drying (e.g., from about room temperature to about 200 °C).

[0139] In one embodiment, the solid dispersion is fluid bed dried.

[0140] In one process, the solvent includes a volatile solvent, for example a solvent having a boiling point of less than about 100 °C. In some embodiments, the solvent includes a mixture of solvents, for example a mixture of volatile solvents or a mixture of volatile and non-volatile solvents. Where mixtures of solvents are used, the mixture can include one or more non-volatile solvents, for example, where the non-volatile solvent is present in the mixture at less than about 15%, e.g., less than about 12%, less than about 10%, less than about 8%, less than about 5%, less than about 3%, or less than about 2%.

[0141] In some processes, solvents are those solvents where Compound 1 and Compound 2 have solubilities of at least about 10 mg/ml, (e.g., at least about 15 mg/ml, 20 mg/ml, 25 mg/ml, 30 mg/ml, 35 mg/ml, 40 mg/ml, 45 mg/ml, 50 mg/ml, or greater). In other processes, solvents include those solvents where Compound 1 has a solubility of at least about 20 mg/ml.

[0142] Exemplary solvents that could be tested include acetone, cyclohexane, dichloromethane, N,N-dimethylacetamide (DMA), N,N-dimethylformamide (DMF), 1,3-dimethyl-2-imidazolidinone (DMI), dimethyl sulfoxide (DMSO), dioxane, ethyl acetate, ethyl ether, glacial acetic acid (HAc), methyl ethyl ketone (MEK), N-methyl-2-pyrrolidinone (NMP), methyl tert-butyl ether (MTBE), tetrahydrofuran (THF), pentane, acetonitrile, methanol, ethanol, isopropyl alcohol, isopropyl acetate, DCM, and toluene. Exemplary cosolvents include acetone/DMSO, acetone/DMF, acetone/water, MEK/water, THF/water, dioxane/water. In a two solvent system, the solvents can be present in of from about 0.1% to about 99.9%. In some preferred embodiments, water is a co-solvent with acetone where water is present from about 0.1% to about 15%, for example about 9% to about 11%, e.g., about 10%. In some preferred embodiments, water is a co-solvent with MEK where water is present from about 0.1% to about 15%, for example about 9% to about 11%, e.g., about 10%. In some embodiments the solvent system includes three solvents. In instances where amorphous Compound 1 is a component of a solid amorphous dispersion, preferred solvents dissolve both Compound 1 and the polymer. Suitable solvents include those described above, for example, MEK, DCM, water, methanol, IPA, and mixtures thereof.

[0143] The particle size and the temperature drying range may be modified to prepare an optimal solid dispersion. As would be appreciated by skilled practitioners, a small particle size would lead to improved solvent removal. Applicants have found however, that smaller particles can lead to fluffy particles that, under some circumstances do not provide optimal solid dispersions for downstream processing such as tableting. At higher temperatures, crystallization or chemical degradation of Compound 1 or Compound 2 may occur. At lower temperatures, a sufficient amount of the solvent may not be removed. The methods herein provide an optimal particle size and an optimal drying temperature.

[0144] A spray dried dispersion substantially free of polymer of the present embodiment may optionally include a surfactant. A surfactant or surfactant mixture would generally decrease the interfacial tension between the solid dispersion and an aqueous medium. An appropriate surfactant or surfactant mixture may also enhance aqueous solubility and bioavailability of Compound 1 or Compound 2 from a solid dispersion. The surfactants for use in connection with the present invention include, but are not limited to, sorbitan fatty acid esters (e.g., Spans®), polyoxyethylene sorbitan fatty acid esters (e.g., Tweens®), sodium lauryl sulfate (SLS), sodium dodecylbenzene sulfonate (SDBS) dioctyl sodium sulfosuccinate (Docusate), dioxycholic acid sodium salt (DOSS), Sorbitan Monostearate, Sorbitan Tristearate, hexadecyltrimethyl ammonium bromide (HTAB), Sodium N-lauroylsarcosine, Sodium Oleate, Sodium Myristate, Sodium Stearate, Sodium Palmitate, Gelucire 44/14, ethylenediamine tetraacetic acid (EDTA), Vitamin E d-alpha tocopheryl polyethylene glycol 1000 succinate (TPGS), Lecithin, MW 677-692, Glutamic acid monosodium monohydrate, Labrasol, PEG 8 caprylic/capric glycerides, Transcutol, diethylene glycol monoethyl ether, Solutol HS-15, polyethylene glycol/hydroxystearate, Taurocholic Acid, Pluronic F68, Pluronic F108, and Pluronic F127 (or any other polyoxyethylene-polyoxypropylene copolymers (Pluronics®) or saturated polyglycolized glycerides (Gelucirs®)). Specific example of such surfactants that may be used in connection with this invention include, but are not limited to, Span 65, Span 25, Tween 20, Capryol 90, Pluronic F108, sodium lauryl sulfate (SLS), Vitamin E TPGS, pluronics and copolymers. SLS is generally preferred.

[0145] The amount of the surfactant (e.g., SLS) relative to the total weight of the solid dispersion may be between 0.1 - 15%. Preferably, it is from about 0.5% to about 10%, more preferably from about 0.5 to about 5%, e.g., about 0.5 to 4%, about 0.5 to 3%, about 0.5 to 2%, about 0.5 to 1%, or about 0.5%.

[0146] In certain embodiments, the amount of the surfactant relative to the total weight of the solid dispersion is at least about 0.1%, preferably at least about 0.5%. In these embodiments, the surfactant would be present in an amount of no more than about 15%, and preferably no more than about 12%, about 11%, about 10%, about 9%, about 8%, about 7%, about 6%, about 5%, about 4%, about 3%, about 2% or about 1%. An embodiment wherein the surfactant is in an amount of about 0.5% by weight is preferred.

[0147] Candidate surfactants (or other components) can be tested for suitability for use in the invention in a manner similar to that described for testing polymers.

[0148] One aspect of the present invention provides a method of generating a spray dried dispersion comprising (i) providing a mixture of a plurality of therapeutic agents and a solvent, wherein the mixture is substantially free of polymer; and (ii) forcing the mixture through a nozzle under spray drying conditions to generate the spray dried dispersion.

[0149] In some implementations, the plurality of therapeutic agents consists of a first agent and a second agent.

[0150] In some implementations, the ratio of the first agent to the second agent in the mixture is from about 1:10 to about 10:1 by weight. For example, the ratio of the first agent to the second agent in the mixture is about 1:1 by weight. In other examples, the ratio of the first agent to the second agent is about 1:3 by weight. In some examples, the ratio of the first agent to the second agent is about 1:6 by weight. In some examples, the ratio of the first agent to the second agent is about 2:3 by weight.

[0151] In some implementations, the first agent is a CFTR corrector. For example, the first agent is (R)-1-(2,2-difluorobenzo[d][1,3]dioxol-5-yl)-N-(1-(2,3-dihydroxypropyl)-6-fluoro-2-(1-hydroxy-2-methylpropan-2-yl)-1H-indol-5-yl)cyclopropanecarboxamide.

[0152] In some implementations, the second agent is a CFTR potentiator. For example, the second agent is N-[2,4-bis(1,1-dimethylethyl)-5-hydroxyphenyl]-1,4-dihydro-4-oxoquinoline-3-carboxamide.

[0153] In some implementations, the first agent is a CFTR corrector and the second agent is a CFTR potentiator. For example, the first agent is (R)-1-(2,2-difluorobenzo[d][1,3]dioxol-5-yl)-N-(1-(2,3-dihydroxypropyl)-6-fluoro-2-(1-hydroxy-2-methylpropan-2-yl)-1H-indol-5-yl)cyclopropanecarboxamide, and the second agent is N-[2,4-bis(1,1-dimethylethyl)-5-hydroxyphenyl]-1,4-dihydro-4-oxoquinoline-3-carboxamide.

[0154] Some implementations further comprise filtering the mixture before it is forced through the nozzle. Such filtering can be accomplished using any suitable filter media having a suitable pore size (e.g., 20 μ m or less).

[0155] Some implementations further comprise applying heat to the mixture as it enters the nozzle. This heating can be accomplished using any suitable heating element.

[0156] In some implementations, the nozzle comprises an inlet and an outlet, and the inlet is heated to a temperature that is less than the boiling point of the solvent. For example, the inlet is heated to a temperature of from about 90 °C to about 150 °C.

[0157] In some implementations, the mixture is forced through the nozzle by a pressurized gas. Examples of suitable pressurized gases include those pressurized gas that are inert to the first agent, the second agent, and the solvent. In one example, the pressurized gas comprises elemental nitrogen.

[0158] In some implementations, the pressurized gas has a positive pressure of from about 90 psi to about 150 psi.

[0159] Some implementations further comprise drying the spray dried dispersion. For example, the spray dried dispersion is dried under reduced pressure. In other examples, the spray dried dispersion is dried at a temperature of from about 50 °C to about 100 °C.

[0160] In some implementations, the solvent comprises a polar organic solvent. Examples of polar organic solvents include methylethyl ketone, THF, DCM, methanol, or IPA, or any combination thereof, such as, for example DCM/methanol. In other examples, the solvent further comprises water. In other examples, the solvent further comprises water. For instance, the solvent could be methylethyl ketone/water, THF/water, or methylethyl ketone/water/IPA. For example, the ratio of the polar organic solvent to water is from about 70:30 to about 95:5 by volume. In other instances, the ratio of the polar organic solvent to water is about 90:10 by volume.

[0161] Another aspect of the present invention provides a method of generating a spray dried dispersion comprising: (i) providing a mixture consisting of a solvent and a plurality of therapeutic agents; and (ii) forcing the mixture out of a nozzle under spray dry drying conditions to generate a spray dried dispersion.

[0162] In some implementations, the plurality of therapeutic agents consists of a first agent and a second agent.

[0163] In some implementations, the ratio of the first agent to the second agent in the mixture is from about 1:10 to about 10:1 by weight. For example, the ratio of the first agent to the second agent in the mixture is about 1:1 by weight. In other examples, the ratio of the first agent to the second agent is about 1:3 by weight. In some examples, the ratio of the first agent to the second agent is about 1:6 by weight. In some examples, the ratio of the first agent to the second agent is about 2:3 by weight.

[0164] In some implementations, the first agent is a CFTR corrector. For example, the first agent is (R)-1-(2,2-difluor-

obenzo[d][1,3]dioxol-5-yl)-N-(1-(2,3-dihydroxypropyl)-6-fluoro-2-(1-hydroxy-2-methylpropan-2-yl)-1H-indol-5-yl)cyclopropanecarboxamide.

[0165] In some implementations, the second agent is a CFTR potentiator. For example, the second agent is N-[2,4-bis(1,1-dimethylethyl)-5-hydroxyphenyl]-1,4-dihydro-4-oxoquinoline-3-carboxamide.

[0166] In some implementations, the first agent is a CFTR corrector and the second agent is a CFTR potentiator. For example, the first agent is (R)-1-(2,2-difluorobenzo[d][1,3]dioxol-5-yl)-N-(1-(2,3-dihydroxypropyl)-6-fluoro-2-(1-hydroxy-2-methylpropan-2-yl)-1H-indol-5-yl)cyclopropanecarboxamide, and the second agent is N-[2,4-bis(1,1-dimethylethyl)-5-hydroxyphenyl]-1,4-dihydro-4-oxoquinoline-3-carboxamide.

[0167] Some implementations further comprise filtering the mixture before it is forced through the nozzle. Such filtering can be accomplished using any suitable filter media having a suitable pore size (e.g., 20 μm or less).

[0168] Some implementations further comprise applying heat to the mixture as it enters the nozzle. This heating can be accomplished using any suitable heating element.

[0169] In some implementations, the nozzle comprises an inlet and an outlet, and the inlet is heated to a temperature that is less than the boiling point of the solvent. For example, the inlet is heated to a temperature of from about 90 °C to about 150 °C.

[0170] In some implementations, the mixture is forced through the nozzle by a pressurized gas. Examples of suitable pressurized gases include those pressurized gas that are inert to the first agent, the second agent, and the solvent. In one example, the pressurized gas comprises elemental nitrogen.

[0171] In some implementations, the pressurized gas has a positive pressure of from about 90 psi to about 150 psi.

[0172] Some implementations further comprise drying the spray dried dispersion. For example, the spray dried dispersion is dried under reduced pressure. In other examples, the spray dried dispersion is dried at a temperature of from about 50 °C to about 100 °C.

[0173] In some implementations, the solvent comprises a polar organic solvent. Examples of polar organic solvents include methylethyl ketone, THF, DCM, methanol, or IPA, or any combination thereof. In other examples, the solvent further comprises water. In other examples, the solvent further comprises water. For instance, the solvent could be methylethyl ketone/water, THF/water, or methylethyl ketone/water/IPA. For example, the ratio of the polar organic solvent to water is from about 70:30 to about 95:5 by volume. In other instances, the ratio of the polar organic solvent to water is about 90:10 by volume.

[0174] Another aspect of the present invention provides a method of generating a spray dried dispersion comprising (i) spraying a mixture through a nozzle, wherein the mixture comprises a plurality of therapeutic agents and a solvent; and (ii) forcing the mixture through a nozzle under spray drying conditions to generate a particle that comprises the plurality of therapeutic agents.

[0175] In some implementations, the plurality of therapeutic agents comprises a first agent and a second agent. In other implementations, the plurality of therapeutic agents consists of a first agent and a second agent.

[0176] In some implementations, the ratio of the first agent to the second agent in the mixture is from about 1:10 to about 10:1 by weight. For example, the ratio of the first agent to the second agent in the mixture is about 1:1 by weight. In other examples, the ratio of the first agent to the second agent is about 1:3 by weight. In some examples, the ratio of the first agent to the second agent is about 1:6 by weight. In some examples, the ratio of the first agent to the second agent is about 2:3 by weight.

[0177] In some implementations, the first agent is a CFTR corrector. For example, the first agent is (R)-1-(2,2-difluorobenzo[d][1,3]dioxol-5-yl)-N-(1-(2,3-dihydroxypropyl)-6-fluoro-2-(1-hydroxy-2-methylpropan-2-yl)-1H-indol-5-yl)cyclopropanecarboxamide.

[0178] In some implementations, the second agent is a CFTR potentiator. For example, the second agent is N-[2,4-bis(1,1-dimethylethyl)-5-hydroxyphenyl]-1,4-dihydro-4-oxoquinoline-3-carboxamide.

[0179] In some implementations, the first agent is a CFTR corrector and the second agent is a CFTR potentiator. For example, the first agent is (R)-1-(2,2-difluorobenzo[d][1,3]dioxol-5-yl)-N-(1-(2,3-dihydroxypropyl)-6-fluoro-2-(1-hydroxy-2-methylpropan-2-yl)-1H-indol-5-yl)cyclopropanecarboxamide, and the second agent is N-[2,4-bis(1,1-dimethylethyl)-5-hydroxyphenyl]-1,4-dihydro-4-oxoquinoline-3-carboxamide.

[0180] Some implementations further comprise filtering the mixture before it is forced through the nozzle. Such filtering can be accomplished using any suitable filter media having a suitable pore size (e.g., 20 μm or less).

[0181] Some implementations further comprise applying heat to the mixture as it enters the nozzle. This heating can be accomplished using any suitable heating element.

[0182] In some implementations, the nozzle comprises an inlet and an outlet, and the inlet is heated to a temperature that is less than the boiling point of the solvent. For example, the inlet is heated to a temperature of from about 90 °C to about 150 °C.

[0183] In some implementations, the mixture is forced through the nozzle by a pressurized gas. Examples of suitable pressurized gases include those pressurized gas that are inert to the first agent, the second agent, and the solvent. In one example, the pressurized gas comprises elemental nitrogen.

[0184] In some implementations, the pressurized gas has a positive pressure of from about 90 psi to about 150 psi.

[0185] Some implementations further comprise drying the spray dried dispersion. For example, the spray dried dispersion is dried under reduced pressure. In other examples, the spray dried dispersion is dried at a temperature of from about 50 °C to about 100 °C.

[0186] In some implementations, the solvent comprises a polar organic solvent. Examples of polar organic solvents include methylethyl ketone, THF, DCM, methanol, or IPA, or any combination thereof, such as for example DCM/methanol. In other examples, the solvent further comprises water. In other examples, the solvent further comprises water. For instance, the solvent could be methylethyl ketone/water, THF/water, or methylethyl ketone/water/IPA. For example, the ratio of the polar organic solvent to water is from about 70:30 to about 95:5 by volume. In other instances, the ratio of the polar organic solvent to water is about 90:10 by volume.

[0187] Another aspect of the present invention provides a spray dried dispersion comprising a plurality of therapeutic agents, wherein the dispersion is substantially free of a polymer, and wherein the spray dried dispersion is generated by (i) providing a mixture that consists essentially of the plurality of therapeutic agents and a solvent; and (ii) forcing the mixture through a nozzle under spray drying conditions to generate the spray dried dispersion.

[0188] In some embodiments, the plurality of therapeutic agents comprises a first agent and a second agent. In some embodiments, the plurality of therapeutic agents consists of a first agent and a second agent.

[0189] In some embodiments, the ratio of the first agent to the second agent in the mixture is from about 1:10 to about 10:1 by weight. For example, the ratio of the first agent to the second agent in the mixture is about 1:1 by weight. In other examples, the ratio of the first agent to the second agent is about 1:3 by weight. In some examples, the ratio of the first agent to the second agent is about 1:6 by weight. In some examples, the ratio of the first agent to the second agent is about 2:3 by weight.

[0190] In some embodiments, the first agent is a CFTR corrector. For example, the first agent is (R)-1-(2,2-difluorobenzo[d][1,3]dioxol-5-yl)-N-(1-(2,3-dihydroxypropyl)-6-fluoro-2-(1-hydroxy-2-methylpropan-2-yl)-1H-indol-5-yl)cyclopropanecarboxamide.

[0191] In some embodiments, the second agent is a CFTR potentiator. For example, the second agent is N-[2,4-bis(1,1-dimethylethyl)-5-hydroxyphenyl]-1,4-dihydro-4-oxoquinoline-3-carboxamide.

[0192] In some embodiments, the first agent is a CFTR corrector and the second agent is a CFTR potentiator. For example, the first agent is (R)-1-(2,2-difluorobenzo[d][1,3]dioxol-5-yl)-N-(1-(2,3-dihydroxypropyl)-6-fluoro-2-(1-hydroxy-2-methylpropan-2-yl)-1H-indol-5-yl)cyclopropanecarboxamide, and the second agent is N-[2,4-bis(1,1-dimethylethyl)-5-hydroxyphenyl]-1,4-dihydro-4-oxoquinoline-3-carboxamide.

[0193] Some embodiments further comprise filtering the mixture before it is forced through the nozzle. Such filtering can be accomplished using any suitable filter media having a suitable pore size (e.g., 20 µm or less).

[0194] Some embodiments further comprise applying heat to the mixture as it enters the nozzle. This heating can be accomplished using any suitable heating element.

[0195] In some embodiments, the nozzle comprises an inlet and an outlet, and the inlet is heated to a temperature that is less than the boiling point of the solvent. For example, the inlet is heated to a temperature of from about 90 °C to about 150 °C.

[0196] In some embodiments, the mixture is forced through the nozzle by a pressurized gas. Examples of suitable pressurized gases include those pressurized gas that are inert to the first agent, the second agent, and the solvent. In one example, the pressurized gas comprises elemental nitrogen.

[0197] In some embodiments, the pressurized gas has a positive pressure of from about 90 psi to about 150 psi.

[0198] Some embodiments further comprise drying the spray dried dispersion. For example, the spray dried dispersion is dried under reduced pressure. In other examples, the spray dried dispersion is dried at a temperature of from about 50 °C to about 100 °C.

[0199] In some implementations, the solvent comprises a polar organic solvent. Examples of polar organic solvents include methylethyl ketone, THF, DCM, methanol, or IPA, or any combination thereof, such as for example DCM/methanol. In other examples, the solvent further comprises water. In other examples, the solvent further comprises water. For instance, the solvent could be methylethyl ketone/water, THF/water, or methylethyl ketone/water/IPA. For example, the ratio of the polar organic solvent to water is from about 70:30 to about 95:5 by volume. In other instances, the ratio of the polar organic solvent to water is about 90:10 by volume.

[0200] Another aspect of the present invention provides a spray dried dispersion consisting of a plurality of therapeutic agents, wherein the dispersion is generated by (i) providing a mixture that consists of a plurality of therapeutic agents and a solvent; and (ii) forcing the mixture through a nozzle under spray drying conditions to generate the spray dried dispersion.

[0201] In some embodiments, the plurality of therapeutic agents consists of a first agent and a second agent.

[0202] In some embodiments, the ratio of the first agent to the second agent in the mixture is from about 1:10 to about 10:1 by weight. For example, the ratio of the first agent to the second agent in the mixture is about 1:1 by weight. In other examples, the ratio of the first agent to the second agent is about 1:3 by weight. In some examples, the ratio of

the first agent to the second agent is about 1:6 by weight. In some examples, the ratio of the first agent to the second agent is about 2:3 by weight.

[0203] In some embodiments, the first agent is a CFTR corrector. For example, the first agent is (R)-1-(2,2-difluorobenzo[d][1,3]dioxol-5-yl)-N-(1-(2,3-dihydroxypropyl)-6-fluoro-2-(1-hydroxy-2-methylpropan-2-yl)-1H-indol-5-yl)cyclopropanecarboxamide.

[0204] In some embodiments, the second agent is a CFTR potentiator. For example, the second agent is N-[2,4-bis(1,1-dimethylethyl)-5-hydroxyphenyl]-1,4-dihydro-4-oxoquinoline-3-carboxamide.

[0205] In some embodiments, the first agent is a CFTR corrector and the second agent is a CFTR potentiator. For example, the first agent is (R)-1-(2,2-difluorobenzo[d][1,3]dioxol-5-yl)-N-(1-(2,3-dihydroxypropyl)-6-fluoro-2-(1-hydroxy-2-methylpropan-2-yl)-1H-indol-5-yl)cyclopropanecarboxamide, and the second agent is N-[2,4-bis(1,1-dimethylethyl)-5-hydroxyphenyl]-1,4-dihydro-4-oxoquinoline-3-carboxamide.

[0206] Some embodiments further comprise filtering the mixture before it is forced through the nozzle. Such filtering can be accomplished using any suitable filter media having a suitable pore size (e.g., 20 μm or less).

[0207] Some embodiments further comprise applying heat to the mixture as it enters the nozzle. This heating can be accomplished using any suitable heating element.

[0208] In some embodiments, the nozzle comprises an inlet and an outlet, and the inlet is heated to a temperature that is less than the boiling point of the solvent. For example, the inlet is heated to a temperature of from about 90 °C to about 150 °C.

[0209] In some embodiments, the mixture is forced through the nozzle by a pressurized gas. Examples of suitable pressurized gases include those pressurized gas that are inert to the first agent, the second agent, and the solvent. In one example, the pressurized gas comprises elemental nitrogen.

[0210] In some embodiments, the pressurized gas has a positive pressure of from about 90 psi to about 150 psi.

[0211] Some embodiments further comprise drying the spray dried dispersion. For example, the spray dried dispersion is dried under reduced pressure. In other examples, the spray dried dispersion is dried at a temperature of from about 50 °C to about 100 °C.

[0212] In some implementations, the solvent comprises a polar organic solvent. Examples of polar organic solvents include methylethyl ketone, THF, DCM, methanol, or IPA, or any combination thereof. In other examples, the solvent further comprises water. In other examples, the solvent further comprises water. For instance, the solvent could be methylethyl ketone/water, THF/water, or methylethyl ketone/water/IPA. For example, the ratio of the polar organic solvent to water is from about 70:30 to about 95:5 by volume. In other instances, the ratio of the polar organic solvent to water is about 90:10 by volume.

[0213] Another aspect of the present invention provides a spray dried dispersion comprising a particle, wherein the particle comprises a plurality of therapeutic agents, and the particle is substantially free of a polymer, and wherein the spray dried dispersion is generated by (i) spraying a mixture through a nozzle, wherein the mixture comprises a plurality of therapeutic agents and a solvent; and (ii) forcing the mixture through a nozzle under spray drying conditions to generate the spray dried dispersion.

[0214] In some embodiments, the plurality of therapeutic agents comprises a first agent and a second agent. In some embodiments, the plurality of therapeutic agents consists of a first agent and a second agent.

[0215] In some embodiments, the ratio of the first agent to the second agent in the mixture is from about 1:10 to about 10:1 by weight. For example, the ratio of the first agent to the second agent in the mixture is about 1:1 by weight. In other examples, the ratio of the first agent to the second agent is about 1:3 by weight. In some examples, the ratio of the first agent to the second agent is about 1:6 by weight. In some examples, the ratio of the first agent to the second agent is about 2:3 by weight.

[0216] In some embodiments, the first agent is a CFTR corrector. For example, the first agent is (R)-1-(2,2-difluorobenzo[d][1,3]dioxol-5-yl)-N-(1-(2,3-dihydroxypropyl)-6-fluoro-2-(1-hydroxy-2-methylpropan-2-yl)-1H-indol-5-yl)cyclopropanecarboxamide.

[0217] In some embodiments, the second agent is a CFTR potentiator. For example, the second agent is N-[2,4-bis(1,1-dimethylethyl)-5-hydroxyphenyl]-1,4-dihydro-4-oxoquinoline-3-carboxamide.

[0218] In some embodiments, the first agent is a CFTR corrector and the second agent is a CFTR potentiator. For example, the first agent is (R)-1-(2,2-difluorobenzo[d][1,3]dioxol-5-yl)-N-(1-(2,3-dihydroxypropyl)-6-fluoro-2-(1-hydroxy-2-methylpropan-2-yl)-1H-indol-5-yl)cyclopropanecarboxamide, and the second agent is N-[2,4-bis(1,1-dimethylethyl)-5-hydroxyphenyl]-1,4-dihydro-4-oxoquinoline-3-carboxamide.

[0219] Some embodiments further comprise filtering the mixture before it is forced through the nozzle. Such filtering can be accomplished using any suitable filter media having a suitable pore size (e.g., 20 μm or less).

[0220] Some embodiments further comprise applying heat to the mixture as it enters the nozzle. This heating can be accomplished using any suitable heating element.

[0221] In some embodiments, the nozzle comprises an inlet and an outlet, and the inlet is heated to a temperature that is less than the boiling point of the solvent. For example, the inlet is heated to a temperature of from about 90 °C

to about 150 °C.

[0222] In some embodiments, the mixture is forced through the nozzle by a pressurized gas. Examples of suitable pressurized gases include those pressurized gas that are inert to the first agent, the second agent, and the solvent. In one example, the pressurized gas comprises elemental nitrogen.

[0223] In some embodiments, the pressurized gas has a positive pressure of from about 90 psi to about 150 psi.

[0224] Some embodiments further comprise drying the spray dried dispersion. For example, the spray dried dispersion is dried under reduced pressure. In other examples, the spray dried dispersion is dried at a temperature of from about 50 °C to about 100 °C.

[0225] In some implementations, the solvent comprises a polar organic solvent. Examples of polar organic solvents include methylethyl ketone, THF, DCM, methanol, or IPA, or any combination thereof. In other examples, the solvent further comprises water. In other examples, the solvent further comprises water. For instance, the solvent could be methylethyl ketone/water, THF/water, or methylethyl ketone/water/IPA. For example, the ratio of the polar organic solvent to water is from about 70:30 to about 95:5 by volume. In other instances, the ratio of the polar organic solvent to water is about 90:10 by volume.

[0226] In some implementations, a composition comprising amorphous Compound 1 and Compound 2, substantially free of polymer may be prepared by non-spray drying techniques, such as, for example, cryogrounding/cryomilling techniques. Figure 4 (top) discloses a near identical overlay of ¹³C spectra between amorphous Compound 1 and Compound 2 substantially free of polymer prepared by spray drying techniques described herein and cryogrounding/cryomilling techniques. In the present example, a 1:1 ratio by weight sample of Compound 1 and Compound 2 was cryoground/cryomilled at liquid nitrogen temperatures for 100 minutes at 15 cycles/minute. A composition comprising amorphous Compound 1 and Compound 2 may also be prepared by hot melt extrusion techniques.

C. Beneficial Properties of Spray Dried Dispersions Substantially Free of Polymer

[0227] The present invention features compositions where properties such as physical stability and dissolution rates are improved when one therapeutic agent is in the presence of another. For example, Compound 1 and Compound 2 in the presence of each other unexpectedly demonstrate improved properties over individual formulations. Figure 9 depicts fluid stability of Compound 1 in fed state simulated intestinal fluid (FedSIF). The set of bars labeled Neat 1: 1 coSDD is the neat coSDD of Compound 1 and Compound 2 substantially free of polymer featured in the present invention. Along the y axis is concentration of Compound 1 in mg/ml and each bar along the x axis represents time: 0.5h, 1h, 3h, 5h, 29h, and 72h.

[0228] The stability of Compound 1 in the neat coSDD of Compound 1 and Compound 2 of the present invention over 72h compared to the set of bar graphs labeled Compound 1 SDD (50% HPMCAS), which is Compound 1 alone in a 50% by weight SDD with the polymer HPMCAS. Achievement of such stability in the absence of a polymer is surprising because a polymer is considered necessary in the art to achieve stable spray dried dispersions. The fact that greater and more consistent stability is achieved is truly unexpected. Such spray dried dispersions would be advantageous for high drug load formulations because more drug could be formulated without the additional volume of a polymer.

[0229] The same unexpected phenomena exist for Compound 2 as can be seen in the analogous set of experiments in Figure 10. Figure 10 depicts fluid stability of Compound 2 in compositions of the present invention in FedSIF. The set of bars labeled Neat 1: 1 coSDD is the neat coSDD of Compound 1 and Compound 2 substantially free of polymer featured in the present invention.

[0230] As with Compound 1 in Figure 9, one can see the increased stability of Compound 2 in the neat coSDD of Compound 1 and Compound 2 of the present invention over 72 h compared to the set of bar graphs labeled Compound 2 SDD (20% HPMCAS), which is Compound 2 alone in a 20% by weight SDD with the polymer HPMCAS.

[0231] In addition to increased physical stability in solution, Compound 2 in the compositions of the present invention have unexpectedly increased dissolution rates. Figure 11 depicts the results of dissolution rate experiments for a tablet comprising the neat co-spray dried dispersion of Compound 1 and Compound 2 (circles) and a tablet comprising a spray dried dispersion of Compound 2 alone and polymer (triangles). The neat co-spray dried dispersion of Compound 1 and Compound 2 demonstrates a significant increase in dissolution rates for Compound 2 over those of Compound 2 in the absence of Compound 1. The increased dissolution rate translates into statistically significant increases in exposure *in vivo* for Compound 2. Table 1 shows dog pK results for Compound 2 in a tablet of the neat coSDD of Compound 1 and Compound 2 of the present invention relative to a tablet of Compound 2 alone.

Table 1.

	Relative Comparison (Ratio)	Property	Geometric Mean Ratio	Lower 90%	Upper 90%
5	Compound 2 Neat coSDD/Individual Tablets	Cmax wt norm	172.93	121.95	245.20
		AUC wt norm	146.73	101.19	212.75

[0232] When Compound 2 is in the presence of Compound 1, the maximum concentration and area under the curve increases by 73% and 47%, respectively, relative to Compound 2 alone.

[0233] Without being bound by theory, the inventors submit that Compound 1 in the presence of Compound 2 unexpectedly interacts to such an extent that even when in media they do not behave as completely individual species. Figure 1 depicts an XRPD pattern of a 1:1 neat co-spray dried dispersion of Compound 1 and Compound 2 as an amorphous entity. Figure 2 depicts a differential scanning calorimetry (DSC) trace of a 1:1 neat coSDD of Compound 1 and Compound 2 showing one transition at a T_g of 124 °C. Interestingly, Figure 3 depicts the solid state NMR spectra of a 1:1 Compound 1 to Compound 2 neat co-spray dried dispersion showing spin diffusion interactions between protons on the different compounds, respectively. Figure 6 depicts an XRPD pattern of a 1:3 neat coSDD of Compound 1 and Compound 2 as an amorphous entity. Figure 7 depicts a differential scanning calorimetry (DSC) trace of a 1:3 neat coSDD of Compound 1 and Compound 2 showing one transition at a T_g of 155 °C.

III. SPRAY DRIED DISPERSIONS COMPRISING AMORPHOUS THERAPEUTIC AGENTS

A. Spray Dried Dispersions

[0234] Unlike the previously described embodiments which were substantially free of polymer, the spray dried dispersions of the present embodiment may comprise a polymer. Starting from Compound 1 or Compound 2, the amorphous form of Compound 1 or Compound 2 may be prepared by the spray dry methods described previously except that a polymer may be present.

[0235] Solid dispersions including amorphous Compound 1 and Compound 2, and a polymer (or solid state carrier) also are included herein. For example, Compound 1 and Compound 2 are present as amorphous compounds as a component of a solid amorphous dispersion. The solid amorphous dispersion, generally includes Compound 1 and Compound 2 and a polymer. Exemplary polymers include cellulosic polymers such as HPMC, HPMCAS, or pyrrolidone containing polymers such as PVP/VA. In some embodiments, the solid amorphous dispersion includes one or more additional excipients, such as a surfactant.

[0236] In one embodiment, a polymer is able to dissolve in aqueous media. The solubility of the polymers may be pH independent or pH dependent. The latter include one or more enteric polymers. The term "enteric polymer" refers to a polymer that is preferentially soluble in the less acidic environment of the intestine relative to the more acid environment of the stomach, for example, a polymer that is insoluble in acidic aqueous media but soluble when the pH is above 5-6. An appropriate polymer should be chemically and biologically inert. In order to improve the physical stability of the solid dispersions, the glass transition temperature (T_g) of the polymer should be as high as possible. For example, polymers have a glass transition temperature at least equal to or greater than the glass transition temperature of the drug (i.e., Compound 1). Other polymers have a glass transition temperature that is within about 10 to about 15 °C of the drug (i.e., Compound 1). Examples of suitable glass transition temperatures of the polymers include at least about 90 °C, at least about 95 °C, at least about 100 °C, at least about 105 °C, at least about 110 °C, at least about 115 °C, at least about 120 °C, at least about 125 °C, at least about 130 °C, at least about 135 °C, at least about 140 °C, at least about 145 °C, at least about 150 °C, at least about 155 °C, at least about 160 °C, at least about 165 °C, at least about 170 °C, or at least about 175 °C (as measured under dry conditions). Without wishing to be bound by theory, it is believed that the underlying mechanism is that a polymer with a higher T_g generally has lower molecular mobility at room temperature, which can be a crucial factor in stabilizing the physical stability of the amorphous solid dispersion.

[0237] Additionally, the hygroscopicity of the polymers should be as low, e.g., less than about 10%. For the purpose of comparison in this application, the hygroscopicity of a polymer or composition is characterized at about 60% relative humidity. In some preferred embodiments, the polymer has less than about 10% water absorption, for example less than about 9%, less than about 8%, less than about 7%, less than about 6%, less than about 5%, less than about 4%, less than about 3%, or less than about 2% water absorption. The hygroscopicity can also affect the physical stability of the solid dispersions. Generally, moisture adsorbed in the polymers can greatly reduce the T_g of the polymers as well as the resulting solid dispersions, which will further reduce the physical stability of the solid dispersions as described above.

[0238] In one embodiment, the polymer is one or more water-soluble polymer(s) or partially water-soluble polymer(s). Water-soluble or partially water-soluble polymers include but are not limited to, cellulose derivatives (e.g., hydroxypro-

polymethylcellulose (HPMC), hydroxypropylcellulose (HPC)) or ethylcellulose; polyvinylpyrrolidones (PVP); polyethylene glycols (PEG); polyvinyl alcohols (PVA); acrylates, such as polymethacrylate (e.g., Eudragit® E); cyclodextrins (e.g., β -cyclodextrin) and copolymers and derivatives thereof, including for example PVP-VA (polyvinylpyrrolidone-vinyl acetate).

[0239] In some embodiments, the polymer is hydroxypropylmethylcellulose (HPMC), such as HPMC E50, HPMC E15, or HPMC E3.

[0240] As discussed herein, the polymer can be a pH-dependent enteric polymer. Such pH-dependent enteric polymers include, but are not limited to, cellulose derivatives (e.g., cellulose acetate phthalate (CAP)), hydroxypropyl methyl cellulose phthalates (HPMCP), hydroxypropyl methyl cellulose acetate succinate (HPMCAS), carboxymethylcellulose (CMC) or a salt thereof (e.g., a sodium salt such as (CMC-Na)); cellulose acetate trimellitate (CAT), hydroxypropylcellulose acetate phthalate (HPCAP), hydroxypropylmethyl-cellulose acetate phthalate (HPMCAP), and methylcellulose acetate phthalate (MCAP), or polymethacrylates (e.g., Eudragit® S). In some embodiments, the polymer is hydroxypropyl methyl cellulose acetate succinate (HPMCAS). In some embodiments, the polymer is hydroxypropyl methyl cellulose acetate succinate HG grade (HPMCAS-HG).

[0241] In yet another embodiment, the polymer is a polyvinylpyrrolidone co-polymer, for example, avinylpyrrolidone/vinyl acetate co-polymer (PVP/VA).

[0242] In embodiments where Compound 1 forms a solid dispersion with a polymer, for example with an HPMC, HPMCAS, or PVP/VA polymer, the amount of polymer relative to the total weight of the solid dispersion ranges from about 0.1% to 99% by weight. Unless otherwise specified, percentages of drug, polymer and other excipients as described within a dispersion are given in weight percentages. The amount of polymer is typically at least about 20%, and preferably at least about 30%, for example, at least about 35%, at least about 40%, at least about 45%, or about 50% (e.g., 49.5%). The amount is typically about 99% or less, and preferably about 80% or less, for example about 75% or less, about 70% or less, about 65% or less, about 60% or less, or about 55% or less. In one embodiment, the polymer is in an amount of up to about 50% of the total weight of the dispersion (and even more specifically, between about 40% and 50%, such as about 49%, about 49.5%, or about 50%). HPMCAS is available in a number of varieties, including AS-LF, AS-MF, AS-HF, AS-LG, AS-MG, AS-HG. Each of these grades varies with the percent substitution of acetate and succinate.

[0243] In some embodiments, Compound 1 or Compound 2, and polymer are present in roughly equal amounts, for example each of the polymer and the drug make up about half of the percentage weight of the dispersion. For example, the polymer is present in about 49.5% and Compound 1 or Compound 2 is present in about 50%. In another embodiment, Compound 1 or Compound 2 are present in an amount greater than half of the percentage weight of the dispersions. For example, the polymer is present in about 20% and Compound 1 or Compound 2 is present in about 80%.

[0244] In some embodiments, Compound 1 or Compound 2 and the polymer combined represent 1% to 20% w/w total solid content of the non-solid dispersion prior to spray drying. In some embodiments, Compound 1 or Compound 2 and the polymer combined represent 5% to 15% w/w total solid content of the non-solid dispersion prior to spray drying. In some embodiments, Compound 1 or Compound 2 and the polymer combined represent about 11% w/w total solid content of the non-solid dispersion prior to spray drying.

[0245] In some embodiments, the dispersion further includes other minor ingredients, such as a surfactant (e.g., SLS). In some embodiments, the surfactant is present in less than about 10% of the dispersion, for example less than about 9%, less than about 8%, less than about 7%, less than about 6%, less than about 5%, less than about 4%, less than about 3%, less than about 2%, about 1%, or about 0.5%.

[0246] In embodiments including a polymer, the polymer should be present in an amount effective for stabilizing the solid dispersion. Stabilizing includes inhibiting or preventing, the crystallization of Compound 1 or Compound 2. Such stabilizing would inhibit the conversion Compound 1 or Compound 2 from amorphous to crystalline form. For example, the polymer would prevent at least a portion (e.g., about 5%, about 10%, about 15%, about 20%, about 25%, about 30%, about 35%, about 40%, about 45%, about 50%, about 55%, about 60%, about 65%, about 70%, about 75%, or greater) of Compound 1 or Compound 2 from converting from an amorphous to a crystalline form. Stabilization can be measured, for example, by measuring the glass transition temperature of the solid dispersion, measuring the rate of relaxation of the amorphous material, or by measuring the solubility or bioavailability of Compound 1 or Compound 2.

[0247] Suitable polymers for use in combination with Compound 1 or Compound 2, for example to form a solid dispersion such as an amorphous solid dispersion, should have one or more of the following properties:

The glass transition temperature of the polymer should have a temperature of no less than about 10-15 °C lower than the glass transition temperature of Compound 1 or Compound 2. In some instances, the glass transition temperature of the polymer is greater than the glass transition temperature of Compound 1 or Compound 2, and in general at least 50°C higher than the desired storage temperature of the drug product. For example, at least about 100 °C, at least about 105 °C, at least about 110 °C, at least about 120 °C, at least about 130 °C, at least about 140 °C, at least about 150 °C, at least about 160 °C, at least about 160 °C, or greater.

[0248] The polymer should have similar or better solubility in solvents suitable for spray drying processes relative to that of Compound 1 or Compound 2. In some embodiments, the polymer will dissolve in one or more of the same solvents or solvent systems as Compound 1 or Compound 2.

[0249] The polymer, when combined with Compound 1 or Compound 2, for example in a solid dispersion or in a liquid suspension, should increase the solubility of Compound 1 in aqueous and physiologically relative media either relative to the solubility of Compound 1 or Compound 2 in the absence of polymer or relative to the solubility of Compound 1 or Compound 2 when combined with a reference polymer. For example, the polymer could increase the solubility of amorphous Compound 1 or Compound 2 by reducing the amount of amorphous Compound 1 or Compound 2 that converts to crystalline Compound 1 or Compound 2, either from a solid amorphous dispersion or from a liquid suspension.

[0250] The polymer should decrease the relaxation rate of the amorphous substance.

[0251] The polymer should increase the physical and/or chemical stability of Compound 1 or Compound 2.

[0252] The polymer should improve the manufacturability of Compound 1 or Compound 2.

[0253] The polymer should improve one or more of the handling, administration or storage properties of Compound 1 or Compound 2.

[0254] The polymer should not interact unfavorably with other pharmaceutical components, for example excipients.

[0255] The suitability of a candidate polymer (or other component) can be tested using the spray drying methods (or other methods) described herein to form an amorphous composition. The candidate composition can be compared in terms of stability, resistance to the formation of crystals, or other properties, and compared to a reference preparation, e.g., a preparation of neat amorphous Compound 1 or Compound 2. For example, a candidate composition could be tested to determine whether it inhibits the time to onset of solvent mediated crystallization, or the percent conversion at a given time under controlled conditions, by at least 50 %, 75 %, or 100% as well as the reference preparation, or a candidate composition could be tested to determine if it has improved bioavailability or solubility relative to crystalline Compound 1 or Compound 2.

[0256] The spray dried dispersion of the present embodiment may include a surfactant as previously described.

[0257] Another aspect of the present invention provides a spray dried dispersion comprising a first therapeutic agent and a second therapeutic agent, wherein the first therapeutic agent is an amorphous form of a CFTR corrector and the second therapeutic agent is an amorphous form of a CFTR potentiator.

[0258] In some embodiments, the first agent is an amorphous form of (R)-1-(2,2-difluorobenzo[d][1,3]dioxol-5-yl)-N-(1-(2,3-dihydroxypropyl)-6-fluoro-2-(1-hydroxy-2-methylpropan-2-yl)-1H-indol-5-yl)cyclopropanecarboxamide.

[0259] In some embodiments, the second agent is an amorphous form of N-[2,4-bis(1,1-dimethylethyl)-5-hydroxyphenyl]-1,4-dihydro-4-oxoquinoline-3-carboxamide.

B. Blends of Spray Dried Dispersions

[0260] In one aspect, the present invention provides a pharmaceutical composition comprising a mixture of a first spray dried dispersion and a second spray dried dispersion, wherein the first spray dried dispersion comprises amorphous (R)-1-(2,2-difluorobenzo[d][1,3]dioxol-5-yl)-N-(1-(2,3-dihydroxypropyl)-6-fluoro-2-(1-hydroxy-2-methylpropan-2-yl)-1H-indol-5-yl)cyclopropanecarboxamide, and the second spray dried dispersion comprises amorphous N-[2,4-bis(1,1-dimethylethyl)-5-hydroxyphenyl]-1,4-dihydro-4-oxoquinoline-3-carboxamide.

[0261] In some embodiments, the pharmaceutical composition comprises a ratio of amorphous (R)-1-(2,2-difluorobenzo[d][1,3]dioxol-5-yl)-N-(1-(2,3-dihydroxypropyl)-6-fluoro-2-(1-hydroxy-2-methylpropan-2-yl)-1H-indol-5-yl)cyclopropanecarboxamide to amorphous N-[2,4-bis(1,1-dimethylethyl)-5-hydroxyphenyl]-1,4-dihydro-4-oxoquinoline-3-carboxamide ranging from about 1:10 to about 10:1 by weight. For example, the ratio of amorphous (R)-1-(2,2-difluorobenzo[d][1,3]dioxol-5-yl)-N-(1-(2,3-dihydroxypropyl)-6-fluoro-2-(1-hydroxy-2-methylpropan-2-yl)-1H-indol-5-yl)cyclopropanecarboxamide to amorphous N-[2,4-bis(1,1-dimethylethyl)-5-hydroxyphenyl]-1,4-dihydro-4-oxoquinoline-3-carboxamide is about 1:1 by weight. In other examples, the ratio of amorphous (R)-1-(2,2-difluorobenzo[d][1,3]dioxol-5-yl)-N-(1-(2,3-dihydroxypropyl)-6-fluoro-2-(1-hydroxy-2-methylpropan-2-yl)-1H-indol-5-yl)cyclopropanecarboxamide to amorphous N-[2,4-bis(1,1-dimethylethyl)-5-hydroxyphenyl]-1,4-dihydro-4-oxoquinoline-3-carboxamide is about 1:3 by weight. In some examples, the ratio of amorphous (R)-1-(2,2-difluorobenzo[d][1,3]dioxol-5-yl)-N-(1-(2,3-dihydroxypropyl)-6-fluoro-2-(1-hydroxy-2-methylpropan-2-yl)-1H-indol-5-yl)cyclopropanecarboxamide to amorphous N-[2,4-bis(1,1-dimethylethyl)-5-hydroxyphenyl]-1,4-dihydro-4-oxoquinoline-3-carboxamide is about 1:6 by weight. In some examples, the ratio of amorphous (R)-1-(2,2-difluorobenzo[d][1,3]dioxol-5-yl)-N-(1-(2,3-dihydroxypropyl)-6-fluoro-2-(1-hydroxy-2-methylpropan-2-yl)-1H-indol-5-yl)cyclopropanecarboxamide to amorphous N-[2,4-bis(1,1-dimethylethyl)-5-hydroxyphenyl]-1,4-dihydro-4-oxoquinoline-3-carboxamide is about 2:3 by weight.

[0262] In some embodiments, the pharmaceutical composition comprises a ratio of first spray dried dispersion to second spray dried dispersion that is from about 1:10 to about 10:1 by weight. For example, the ratio of first spray dried dispersion to second spray dried dispersion is about 1:1 by weight. In other examples, the ratio of first spray dried dispersion to second spray dried dispersion is about 1:3 by weight. In some examples, the ratio of first spray dried dispersion to second spray dried dispersion is about 1:6 by weight. In some examples, the ratio of first spray dried dispersion to second spray dried dispersion is about 2:3 by weight.

[0263] In some embodiments, the first spray dried dispersion further comprises a cellulose polymer. For example, the

first spray dried dispersion further comprises hydroxypropyl methylcellulose (HPMC). For example, the first spray dried dispersion comprises a ratio of HPMC to amorphous (R)-1-(2,2-difluorobenzo[d][1,3]dioxol-5-yl)-N-(1-(2,3-dihydroxypropyl)-6-fluoro-2-(1-hydroxy-2-methylpropan-2-yl)-1H-indol-5-yl)cyclopropanecarboxamide ranging from about 1:10 to about 1:1. In some instances, the ratio of HPMC to amorphous (R)-1-(2,2-difluorobenzo[d][1,3]dioxol-5-yl)-N-(1-(2,3-dihydroxypropyl)-6-fluoro-2-(1-hydroxy-2-methylpropan-2-yl)-1H-indol-5-yl)cyclopropanecarboxamide is from about 1:3 to about 1:5.

[0264] In other embodiments, the second spray dried dispersion further comprises a cellulose polymer. For example, the second spray dried dispersion further comprises hydroxypropyl methylcellulose acetate succinate (HPMCAS).

[0265] In some embodiments, the spray dried dispersion comprises a plurality of particles having a mean particle diameter of about 5 to about 100 microns. In some embodiments, the first spray dried dispersion comprises a particle having a mean particle diameter of about 5 to about 30 microns. In some embodiments, the first spray dried dispersion comprises a particle having a mean particle diameter of about 15 microns.

[0266] In some embodiments, the spray dried dispersion comprises a plurality of particles having a mean particle diameter of about 5 to about 100 microns. In some embodiments, the second spray dried dispersion comprises a particle having a mean particle diameter of about 5 to about 30 microns. In some embodiments, the second spray dried dispersion comprises a particle having a mean particle diameter of about 15 microns.

[0267] In some embodiments, the first spray dried dispersion comprises from about 70 wt% to about 95 wt% (e.g., from about 75 wt% to about 85 wt%) of Compound 1.

[0268] In some embodiments, the second spray dried dispersion comprises from about 70 wt% to about 95 wt% (e.g., from about 75 wt% to about 85 wt%) of Compound 2.

[0269] One aspect of the present invention provides a pharmaceutical composition comprising a mixture of a first spray dried dispersion and a second spray dried dispersion that is generated by combining a first spray dried dispersion and a second spray dried dispersion, wherein the first spray dried dispersion comprises amorphous (R)-1-(2,2-difluorobenzo[d][1,3]dioxol-5-yl)-N-(1-(2,3-dihydroxypropyl)-6-fluoro-2-(1-hydroxy-2-methylpropan-2-yl)-1H-indol-5-yl)cyclopropanecarboxamide (Compound 1), and the second spray dried dispersion comprises amorphous N-[2,4-bis(1,1-dimethylethyl)-5-hydroxyphenyl]-1,4-dihydro-4-oxoquinoline-3-carboxamide (Compound 2).

[0270] In some embodiments, the pharmaceutical composition comprises a ratio of amorphous Compound 1 to amorphous Compound 2 ranging from about 1:10 to about 10:1 by weight. For example, the ratio of amorphous Compound 1 to amorphous Compound 2 is about 1:1 by weight. In other examples, the ratio of amorphous Compound 1 to amorphous Compound 2 is about 1:3 by weight. In some examples, the ratio of amorphous Compound 1 to amorphous Compound 2 is about 1:6 by weight. In some examples, the ratio of amorphous Compound 1 to amorphous Compound 2 is about 2:3 by weight.

[0271] In some embodiments, the first spray dried dispersion further comprises a cellulose polymer. For example, the first spray dried dispersion further comprises hydroxypropyl methylcellulose (HPMC).

[0272] In other embodiments, the second spray dried dispersion further comprises a cellulose polymer. For example, the second spray dried dispersion further comprises hypromellose acetate succinate (HPMCAS).

[0273] One aspect of the present invention provides a method of generating a pharmaceutical composition comprising (i) providing a first mixture comprising Compound 1, a cellulose polymer, and a solvent; (ii) forcing the first mixture through a nozzle under spray drying conditions to generate the first spray dried dispersion comprising amorphous Compound 1; (iii) providing a second mixture comprising Compound 2, a cellulose polymer, and a solvent; (iv) forcing the second mixture through a nozzle under spray drying conditions to generate the second spray dried dispersion comprising amorphous Compound 2; and (v) combining the first spray dried dispersion and the second spray dried dispersion.

[0274] In some implementations, the cellulose polymer of the first mixture is HPMC.

[0275] In some implementations, the first mixture comprises a ratio of HPMC to Compound 1 ranging from about 1:10 to about 1:1 by weight. For example, the ratio of HPMC to Compound 1 is from about 1:3 to about 1:5 (e.g., about 1:4) by weight.

[0276] In some implementations, the first mixture further comprises a solvent, and the solvent comprises a polar organic solvent. Examples of polar organic solvents include methylethyl ketone, THF, methanol, DCM, or IPA, or any combination thereof, such as for example, a DCM/methanol mixture. In other examples, the solvent further comprises water. In other examples, the solvent further comprises water. For instance, the solvent could be methylethyl ketone/water, THF/water, methanol/water, or methylethyl ketone/water/IPA. For example, the ratio of the polar organic solvent to water is from about 70:30 to about 95:5 by volume. In other instances, the ratio of the polar organic solvent to water is about 90:10 by volume.

[0277] In other implementations, the cellulose polymer of the second mixture is HPMCAS.

[0278] In some implementations, the second mixture comprises a ratio of HPMCAS to Compound 2 ranging from about 1:14 to about 1:2 by weight. For example, the ratio of HPMCAS to Compound 2 is from about 1:4 to about 1:6 (e.g., about 1:5) by weight.

[0279] In some implementations, the second mixture further comprises a solvent, and the solvent comprises a polar organic solvent. Examples of polar organic solvents include methylethyl ketone, THF, methanol, DCM, or IPA, or any combination thereof, such as for example, a DCM/methanol mixture. In other examples, the solvent further comprises water. In other examples, the solvent further comprises water. For instance, the solvent could be methylethyl ketone/water, THF/water, methanol/water, or methylethyl ketone/water/IPA. For example, the ratio of the polar organic solvent to water is from about 70:30 to about 95:5 by volume. In other instances, the ratio of the polar organic solvent to water is about 90:10 by volume.

[0280] Some implementations further comprise filtering the first mixture before it is forced through the nozzle. Such filtering can be accomplished using any suitable filter media having a suitable pore size (e.g., 20 μm or less). Likewise, the second mixture may also be filtered before it is forced through the nozzle.

[0281] Some implementations further comprise drying the first spray dried dispersion, the second spray dried dispersion or both. For example, the spray dried dispersion, i.e., the first spray dried dispersion, the second spray dried dispersion, or both, is dried under reduced pressure. In other examples, the spray dried dispersion is dried at a temperature of from about 30 °C to about 60 °C.

[0282] Figures 12 and 13 show that the same surprising stability of Compound 1 in the presence of Compound 2 is present even in a blend of two separate spray dried dispersion. Figures 12 and 13 depict the Compound 1 crystallization kinetics under 75% relative humidity and 80 °C and 70 °C, respectively. Triangles represent a tablet formulation of a blend of the two separate spray dried dispersions of Compound 1 and Compound 2. Circles represent the same tablet formulation just lacking Compound 2. Squares represent the separate spray dried dispersion of Compound 1. Comparing the tablet blend formulation to the Compound 2 free tablet formulation, one can see that Compound 1 is significantly more stable towards crystallization in the presence of Compound 2. Compound 1 is also more stable in the tablet formulation with Compound 2 than in the separate spray dried dispersion of Compound 1.

[0283] One explanation for this phenomenon is shown in Figure 14. As was seen in the co-spray dried dispersion of Compound 1 and Compound 2 substantially free of polymer (Figure 3A), a blend of two spray dried dispersions comprising Compound 1 and Compound 2 results in the two compounds interacting on a molecular level. Figure 14 depicts solid state ^1H NMR spectra of a tablet comprising a blend of a spray dried dispersion of Compound 1 and a spray dried dispersion of Compound 2 at 70 °C and 75% relative humidity. The upper spectrum is the reference ^1H NMR spectrum identifying the tablet components and the bottom spectrum is generated by cross polarization of the fluorine atom to protons on Compound 1 and spin diffusion between protons on Compound 1 and Compound 2 resulting in the growth of the Compound 2 peak. Surprisingly, molecular interaction between Compound 1 and Compound 2 exists in the blend at temperatures above the T_g as well as the co-spray dried dispersion substantially free of polymer.

C. Co-Spray Dried Dispersions Comprising Multiple APIs

[0284] One aspect of the present invention provides a spray dried dispersion comprising amorphous Compound 1 and amorphous Compound 2 prepared by co-spray drying a mixture of Compound 1, Compound 2, a solvent, and a polymer.

[0285] In some embodiments, the spray dried dispersion comprises a ratio of amorphous Compound 1 to amorphous Compound 2 ranging from about 1:10 to about 10:1 by weight. For example, the ratio of amorphous Compound 1 to amorphous Compound 2 is about 1:1 by weight. In other examples, the ratio of amorphous Compound 1 to amorphous Compound 2 is about 1:3 by weight. In some examples, the ratio of amorphous Compound 1 to amorphous Compound 2 is about 1:6 by weight. In some examples, the ratio of amorphous Compound 1 to amorphous Compound 2 is about 2:3 by weight.

[0286] In some embodiments, the spray dried dispersion further comprises a cellulose polymer. For example, the spray dried dispersion comprises HPMC, HPMCAS, or any combination thereof.

[0287] In some embodiments, the spray dried dispersion comprises from about 35 wt% to about 60 wt% of amorphous Compound 1.

[0288] In some embodiments, the spray dried dispersion comprises from about 20 wt% to about 45 wt% of amorphous Compound 2.

[0289] Another aspect of the present invention provides a pharmaceutical composition comprising a spray dried dispersion and one or more excipients selected from a filler; a disintegrant; a surfactant; a binder; a wetting agent, a lubricant, or any combination thereof, wherein the spray dried dispersion comprises amorphous Compound 1 and amorphous Compound 2.

[0290] In some embodiments, the spray dried dispersion has a glass transition temperature (T_g) of from about 80 °C to about 180 °C.

[0291] In some embodiments, the spray dried dispersion comprises a plurality of particles having a mean particle diameter of about 5 to about 100 microns. In some embodiments, the spray dried dispersion comprises a plurality of particles having a mean particle diameter of about 5 to about 30 microns. In some embodiments, the spray dried dispersion

comprises a plurality of particles having a mean particle diameter of about 15 microns.

[0292] In some embodiments, the spray dried dispersion is substantially amorphous.

[0293] One aspect of the present invention provides a spray dried dispersion comprising amorphous Compound 1 and amorphous Compound 2, wherein the spray dried dispersion is generated by (i) providing a mixture comprising Compound 1, Compound 2, and a solvent; and (ii) forcing the mixture through a nozzle under spray drying conditions to generate the spray dried dispersion.

[0294] In some implementations, the second mixture further comprises a solvent, and the solvent comprises a polar organic solvent. Examples of polar organic solvents include methylethyl ketone, THF, DCM, methanol, or IPA, or any combination thereof. In other examples, the solvent further comprises water. In other examples, the solvent further comprises water. For instance, the solvent could be methylethyl ketone/water, THF/water, or methylethyl ketone/water/IPA. For example, the ratio of the polar organic solvent to water is from about 70:30 to about 95:5 by volume. In other instances, the ratio of the polar organic solvent to water is about 90:10 by volume.

[0295] Some embodiments further comprise filtering the mixture before it is forced through the nozzle. Such filtering can be accomplished using any suitable filter media having a suitable pore size (e.g., 20 μm or less).

[0296] Some implementations further comprise drying the spray dried dispersion. For example, the spray dried dispersion is dried under reduced pressure. In other examples, the spray dried dispersion is dried at a temperature of from about 30 °C to about 60 °C.

D. Beneficial Properties of Spray Dried Dispersions of Amorphous APIs

[0297] The phenomena of one therapeutic agent having improved properties in the presence of another therapeutic agent is not limited to the neat co-spray dried dispersions substantially free of polymer previously described. This phenomena is demonstrated in the present embodiment of a blend of two individual spray dried dispersions. For example, Compound 1 has increased physical stability in a blend of a Compound 1 spray dried dispersion and a Compound 2 spray dried dispersion, as demonstrated in Tables 2 and 3. Table 2 lists the % crystallization of an 80% by weight SDD of Compound 1 over time at 80 °C at 75% relative humidity in the absence of Compound 2. Table 3 lists the % crystallization of Compound 1 in the presence of Compound 2 in a tablet of the present invention comprising a blend of Compound 1 SDD and Compound 2 SDD at 80 °C at 75% relative humidity.

Table 2.

Time (Hrs.)	Crystallization (%)
0	0
5.2	0
6	0
9	0.7
14.7	5
25	46.4
168	88

Table 3.

Time (Hrs.)	Crystallization (%)
0	0
7	3
14	6
21	8
26	10

[0298] At about 25 hours, 46% of Compound 1 crystallized in the absence of Compound 2, when only 10% of Compound 1 crystallized when Compound 2 was present.

[0299] This phenomena of increased stability when one therapeutic agent is in the presence of another therapeutic agent is also demonstrated in the present embodiment where two therapeutic agents are co-spray dried from the same solvent. Referring to Figure 9, the three sets of bar graphs on the far right demonstrate that the unexpected stability of Compound 1 in the presence of Compound 2 is not limited to the neat co-spray dried dispersion embodiment of Compound 1 and Compound 2, nor a blend of the two individual spray dried dispersions. The first of these sets of bars labeled Compound 1 SDD (50% HPMCAS) is a spray dried dispersion of Compound 1 and HPMCAS, without Compound 2. The remaining two sets of bars represent the concentration of Compound 1 within a co-spray dried dispersion of Compound 1, Compound 2, and a polymer. Comparing concentrations of Compound 1 in the bars labeled 1: 1 coSDD (20% HPMCAS), which is a 1: 1 ratio of Compound 1 to Compound 2 spray dried dispersion with HPMCAS, to those labeled Compound 1 SDD (50% HPMCAS), which is a spray dried dispersion of Compound 1 alone with HPMCAS, one can see that concentration stability is greater for Compound 1 over the 72 h when Compound 2 is present. Greater stability can also be seen in the 2:1 coSDD (20% HPMCAS) set of bars, which is a 2:1 ratio of Compound 1 to Compound 2 spray dried dispersion with HPMCAS, where the concentration of Compound 1 is more consistent than that in the Compound 1 spray dried dispersion (50% HPMCAS) formulation.

[0300] As with the neat co-spray dried dispersion of Compound 1 and Compound 2, the unexpected stability in FedSIF solutions is not limited to Compound 1. In Figure 10, the first set of bars on the far right labeled Compound 2 SDD (20% HPMCAS) is a spray-dried dispersion Compound 2 and HPMCAS, without Compound 1. The remaining two sets of bars represent the concentration of Compound 2 within a co-spray dried dispersion of Compound 1, Compound 2, and polymer. Comparing concentrations of Compound 2 in the bars labeled 1: 1 coSDD (20% HPMCAS), which is a 1: 1 ratio of Compound 1 to Compound 2 spray dried dispersion with HPMCAS, to those labeled Compound 2 SDD (20% HPMCAS), which is a spray dried dispersion of Compound 2 alone with HPMCAS, one can see that concentration stability is greater for Compound 2 over the 72 h when Compound 1 is present. Greater stability can also be seen in the 2:1 coSDD (20% HPMCAS) set of bars, which is a 2:1 ratio of Compound 1 to Compound 2 spray dried dispersion with HPMCAS, where the concentration of Compound 2 is more consistent than that in the Compound 2 SDD (20% HPMCAS) formulation.

[0301] Without being bound by theory, when it comes to solvent systems, such as *in vitro* solvent systems as, for example, FedSIF, or *in vivo* solvent systems such as, for example, within a patient after ingesting Compound 1 prior to, subsequent to, or concurrently with Compound 2, the inventors submit that Compound 1 and Compound 2 act to impede the nucleation of each other. Such phenomena, sometimes referred to as poisoning nucleation, is unpredictable by structure.

IV. PHARMACEUTICAL COMPOSITIONS

[0302] Another aspect of the present invention provides a pharmaceutical composition comprising any of the spray dried dispersions or combinations of spray dried dispersions described above and a pharmaceutically acceptable vehicle, adjuvant, or carrier.

A. Pharmaceutically Acceptable Vehicles, Adjuvants, and Carriers

[0303] As described above, the pharmaceutical compositions of the present invention additionally comprise a pharmaceutically acceptable carrier, adjuvant, or vehicle, which, as used herein, includes any and all solvents, diluents, or other liquid vehicle, dispersion or suspension aids, surface active agents, isotonic agents, thickening or emulsifying agents, preservatives, solid binders, lubricants and the like, as suited to the particular dosage form desired. Remington: The Science and Practice of Pharmacy, 21st edition, 2005, ed. D.B. Troy, Lippincott Williams & Wilkins, Philadelphia, and Encyclopedia of Pharmaceutical Technology, eds. J. Swarbrick and J. C. Boylan, 1988-1999, Marcel Dekker, New York, the contents of each of which is incorporated by reference herein, disclose various carriers used in formulating pharmaceutically acceptable compositions and known techniques for the preparation thereof. Except insofar as any conventional carrier medium is incompatible with the compounds of the invention, such as by producing any undesirable biological effect or otherwise interacting in a deleterious manner with any other component(s) of the pharmaceutically acceptable composition, its use is contemplated to be within the scope of this invention.

[0304] In one embodiment, the pharmaceutical compositions of the present invention comprise a filler, a disintegrant, and a lubricant.

[0305] Fillers suitable for the invention are compatible with the ingredients of the pharmaceutical composition, i.e., they do not substantially reduce the solubility, the hardness, the chemical stability, the physical stability, or the biological activity of the pharmaceutical composition. Exemplary fillers include: celluloses, modified celluloses, (e.g. sodium carboxymethyl cellulose, ethyl cellulose hydroxymethyl cellulose, hydroxypropylcellulose), cellulose acetate, microcrystalline cellulose, calcium phosphates, dibasic calcium phosphate, starches (e.g. corn starch, potato starch), sugars (e.g., sorbitol) lactose, sucrose, or the like), or any combination thereof. In one embodiment, the filler is microcrystalline

cellulose.

[0306] Thus, in one embodiment, the pharmaceutical composition comprises at least one filler in an amount of at least 5 wt% (e.g., at least about 20 wt%, at least about 30 wt%, or at least about 40 wt%) by weight of the composition. For example, the pharmaceutical composition comprises from about 10 wt% to about 60 wt% (e.g., from about 20 wt% to about 55 wt%, from about 25 wt% to about 50 wt%, or from about 27 wt% to about 45 wt%) of filler, by weight of the composition. In another example, the pharmaceutical composition comprises at least about 20 wt% (e.g., at least 30 wt% or at least 40 wt%) of microcrystalline cellulose, for example MCC Avicel PH102, by weight of the composition. In yet another example, the pharmaceutical composition comprises from about 10 wt% to about 60 wt% (e.g., from about 20 wt% to about 55 wt% or from about 25 wt% to about 45 wt%) of microcellulose, by weight of the composition.

[0307] Disintegrants suitable for the invention enhance the dispersal of the pharmaceutical composition and are compatible with the ingredients of the pharmaceutical composition, i.e., they do not substantially reduce the chemical stability, the physical stability, the hardness, or the biological activity of the pharmaceutical composition. Exemplary disintegrants include croscarmellose sodium, sodium starch glycolate, or a combination thereof. In one embodiment, the disintegrant is croscarmellose sodium.

[0308] Thus, in one embodiment, the pharmaceutical composition comprises disintegrant in an amount of about 10 wt% or less (e.g., about 7 wt% or less, about 6 wt% or less, or about 5 wt% or less) by weight of the composition. For example, the pharmaceutical composition comprises from about 1 wt% to about 10 wt% (e.g., from about 1.5 wt% to about 7.5 wt% or from about 2.5 wt% to about 6 wt%) of disintegrant, by weight of the composition. In another example, the pharmaceutical composition comprises about 10 wt% or less (e.g., 7 wt% or less, 6 wt% or less, or 5 wt% or less) of croscarmellose sodium, by weight of the composition. In yet another example, the pharmaceutical composition comprises from about 1 wt% to about 10 wt% (e.g., from about 1.5 wt% to about 7.5 wt% or from about 2.5 wt% to about 6 wt%) of croscarmellose sodium, by weight of the composition. In some examples, the pharmaceutical composition comprises from about 0.1% to about 10 wt% (e.g., from about 0.5 wt% to about 7.5 wt% or from about 1.5 wt% to about 6 wt%) of disintegrant, by weight of the composition. In still other examples, the pharmaceutical composition comprises from about 0.5% to about 10 wt% (e.g., from about 1.5 wt% to about 7.5 wt% or from about 2.5 wt% to about 6 wt%) of disintegrant, by weight of the composition.

[0309] In some embodiments, the pharmaceutical composition can include an oral solid pharmaceutical dosage form which can comprise a lubricant that can prevent adhesion of a granulate-bead admixture to a surface (e.g., a surface of a mixing bowl, a compression die and/or punch). A lubricant can also reduce interparticle friction within the granulate and improve the compression and ejection of compressed pharmaceutical compositions from a die press. The lubricant is also compatible with the ingredients of the pharmaceutical composition, i.e., they do not substantially reduce the solubility, the hardness, or the biological activity of the pharmaceutical composition. Exemplary lubricants include magnesium stearate, calcium stearate, zinc stearate, sodium stearate, stearic acid, aluminum stearate, leucine, glyceryl behenate, hydrogenated vegetable oil or any combination thereof. In embodiment, the lubricant is magnesium stearate.

[0310] Thus, in one embodiment, the pharmaceutical composition comprises a lubricant in an amount of 5 wt% or less (e.g., 4.75 wt%, 4.0 wt% or less, or 3.00 wt% or less, or 2.0 wt% or less) by weight of the composition. For example, the pharmaceutical composition comprises from about 5 wt% to about 0.10 wt% (e.g., from about 4.5 wt% to about 0.5 wt% or from about 3 wt% to about 1 wt%) of lubricant, by weight of the composition. In another example, the pharmaceutical composition comprises 5 wt% or less (e.g., 4.0 wt% or less, 3.0 wt% or less, or 2.0 wt% or less, or 1.0 wt% or less) of magnesium stearate, by weight of the composition. In yet another example, the pharmaceutical composition comprises from about 5 wt% to about 0.10 wt% (e.g., from about 4.5 wt% to about 0.15 wt% or from about 3.0 wt% to about 0.50 wt%) of magnesium stearate, by weight of the composition.

[0311] Pharmaceutical compositions of the invention can optionally comprise one or more colorants, flavors, and/or fragrances to enhance the visual appeal, taste, and/or scent of the composition. Suitable colorants, flavors, or fragrances are compatible with the ingredients of the pharmaceutical composition, i.e., they do not substantially reduce the solubility, the chemical stability, the physical stability, the hardness, or the biological activity of the pharmaceutical composition. In one embodiment, the pharmaceutical composition comprises a colorant, a flavor, and/or a fragrance.

[0312] In some embodiments, the pharmaceutical composition includes or can be made into tablets and the tablets can be coated with a colorant and optionally labeled with a logo, other image and/or text using a suitable ink. In still other embodiments, the pharmaceutical composition includes or can be made into tablets and the tablets can be coated with a colorant, waxed, and optionally labeled with a logo, other image and/or text using a suitable ink. Suitable colorants and inks are compatible with the ingredients of the pharmaceutical composition, i.e., they do not substantially reduce the solubility, the chemical stability, the physical stability, the hardness, or the biological activity of the pharmaceutical composition. The suitable colorants and inks can be any color and are water based or solvent based. In one embodiment, tablets made from the pharmaceutical composition are coated with a colorant and then labeled with a logo, other image, and/or text using a suitable ink. For example, tablets comprising pharmaceutical composition as described herein can be coated with about 3 wt% (e.g., less than about 6 wt% or less than about 4 wt%) of film coating comprising a colorant. The colored tablets can be labeled with a logo and text indicating the strength of the active ingredient in the tablet using

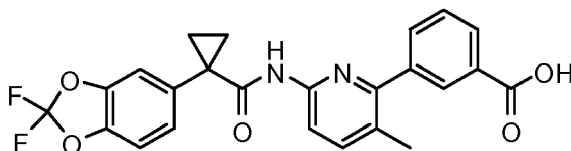
a suitable ink. In another example, tablets comprising pharmaceutical composition as described herein can be coated with about 3 wt% (e.g., less than about 6 wt% or less than about 4 wt%) of a film coating comprising a colorant.

[0313] In another embodiment, tablets made from the pharmaceutical composition are coated with a colorant, waxed, and then labeled with a logo, other image, and/or text using a suitable ink. For example, tablets comprising pharmaceutical composition as described herein can be coated with about 3 wt% (e.g., less than about 6 wt% or less than about 4 wt%) of film coating comprising a colorant. The colored tablets can be waxed with Carnuba wax powder weighed out in the amount of about 0.01% w/w of the starting tablet core weight. The waxed tablets can be labeled with a logo and text indicating the strength of the active ingredient in the tablet using a suitable ink. In another example, tablets comprising pharmaceutical composition as described herein can be coated with about 3 wt% (e.g., less than about 6 wt% or less than about 4 wt%) of a film coating comprising a colorant. The colored tablets can be waxed with Carnuba wax powder weighed out in the amount of about 0.01% w/w of the starting tablet core weight. The waxed tablets can be labeled with a logo and text indicating the strength of the active ingredient in the tablet using a pharmaceutical grade ink such as a black ink (e.g., Opacode® S-1-17823, a solvent based ink, commercially available from Colorcon, Inc. of West Point, PA.).

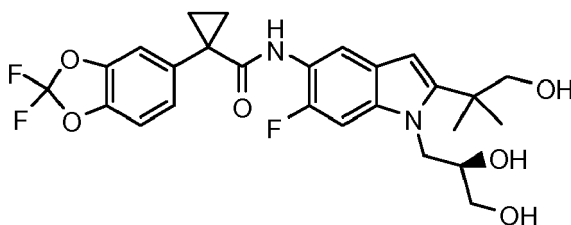
B. Additional Therapeutic Agent(s)

[0314] In another embodiment, the pharmaceutical compositions of the present invention further comprise an additional therapeutic agent. In one embodiment, the additional therapeutic agent is a CFTR modulator. In one embodiment, the additional therapeutic agent is a CFTR corrector. In one embodiment, the additional therapeutic agent is a CFTR potentiator. In another embodiment, the pharmaceutical composition comprises a spray dried dispersion of the present invention and one or more of the following additional therapeutic agent(s).

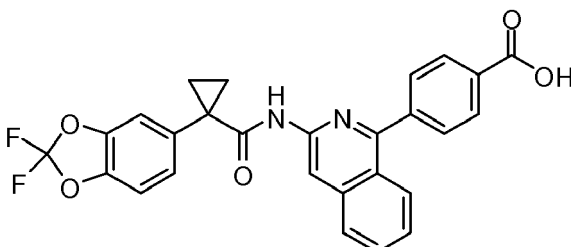
[0315] In another embodiment, the additional therapeutic agent is selected from:



3-(6-(1-(2,2-difluorobenzo[d][1,3]dioxol-5-yl) cyclopropanecarboxamido)-3-methylpyridin-2-yl)benzoic acid, or pharmaceutically acceptable salt thereof;



(*R*)-1-(2,2-difluorobenzo[d][1,3]dioxol-5-yl)-N-(1-(2,3-dihydroxypropyl)-6-fluoro-2-(1-hydroxy-2-methylpropan-2-yl)-1H-indol-5-yl)cyclopropanecarboxamide, or a pharmaceutically acceptable salt thereof; or



4-(3-(1-(2,2-difluorobenzo[d][1,3]dioxol-5-yl)cyclopropanecarboxamido) isoquinolin-1-yl)benzoic acid, or pharmaceutically acceptable salt thereof.

[0316] In another embodiment, the pharmaceutical composition of the present invention comprises a spray dried dispersion of the present invention and 3-(6-(1-(2,2-difluorobenzo[d][1,3]dioxol-5-yl) cyclopropanecarboxamido)-3-meth-

ylpyridin-2-yl)benzoic acid, or pharmaceutically acceptable salt thereof.

[0317] In another embodiment, the pharmaceutical composition of the present invention comprises a spray dried dispersion of the present invention and (*R*)-1-(2,2-difluorobenzo[d][1,3]dioxol-5-yl)-N-(1-(2,3-dihydroxypropyl)-6-fluoro-2-(1-hydroxy-2-methylpropan-2-yl)-1H-indol-5-yl)cyclopropanecarboxamide, or pharmaceutically acceptable salt thereof.

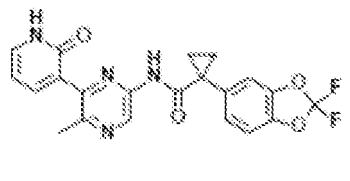
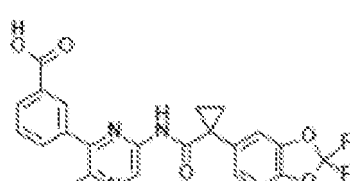
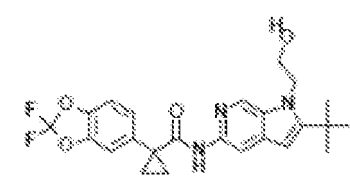
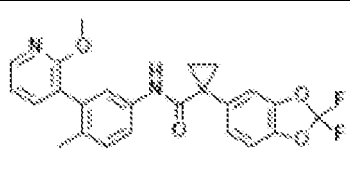
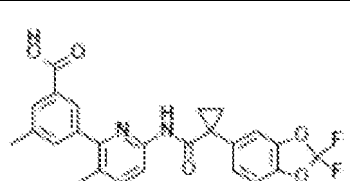
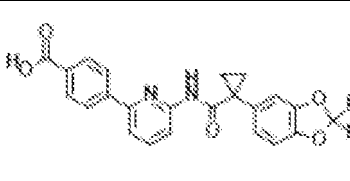
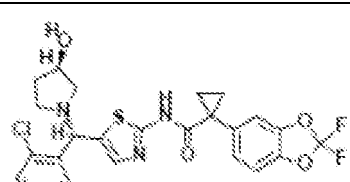
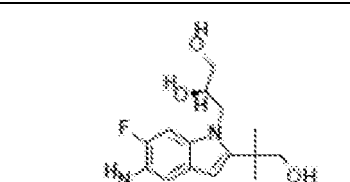
[0318] In another embodiment, the pharmaceutical composition of the present invention comprises a spray dried dispersion of the present invention and 4-(3-(1-(2,2-difluorobenzo[d][1,3]dioxol-5-yl)cyclopropanecarboxamido) isoquinolin-1-yl)benzoic acid, or pharmaceutically acceptable salt thereof.

[0319] In another embodiment, the additional therapeutic agent is selected from Table 4.

Table 4: Additional agents for combination therapies.

1	2	3
4	5	6
7	8	9
10	11	12

(continued)

13	14	15
		
16	17	18
		
19	20	
		

[0320] In one embodiment, the additional therapeutic agent is selected from Table 5, all US Patents, published US Patent Applications, and published international patent applications are incorporated herein by reference in their entirety.

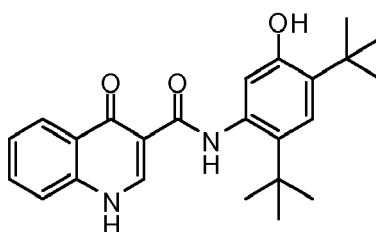
Table 5: Additional agents for combination therapies.

Compounds disclosed in US Patent No. 7,407,976 (Col 13, In 35- col 66, In 67; Compounds 1-100 in Table 1 at col 67, In 1-col 127, In 42) incorporated herein by reference,
Compounds disclosed in US Patent No. 7,645,789 (Col 16, In 52-col 50, In 22; Compounds 1-322 in Table 1 at col 50, In 24-col 167, In 42) incorporated herein by reference,
Compounds disclosed in US Patent No. 7,659,268 (Col 16, In 20-col 70, In 52; Compounds 1-528 in Table 1 at col 70, In 53-col 331, In 34) incorporated herein by reference,
Compounds disclosed in US Patent No. 7,671,221 (Col 16, In 12-col 54, In 48; Compounds 1-1216 in Table 1 at col 54, In 49-col 699, In 27) incorporated herein by reference,
Compounds disclosed in US Patent No. 7,691,902 (Col 16, In 11-col 54, In 29; Compounds 1-959 in Table 1 at col 54, In 29-col 683, In 44) incorporated herein by reference,
Compounds disclosed in US Patent No. 7,741,321 (Col 16, In 25-col 72, In 17; Compounds 1-422 in Table 1 at col 72, In 20-col 279, In 15) incorporated herein by reference,
Compounds disclosed in US Patent No. 7,754,739 (Col 16, In 1-col 22, In 47; Compounds 1-2 in Table 1 at col 18, In 26-65) incorporated herein by reference,
Compounds disclosed in US Patent No. 7,776,905 (Col 16, In 23-col 38, In 40; Compounds 1-306 in Table 1 at col 38, In 45-col 96, In 40) incorporated herein by reference,

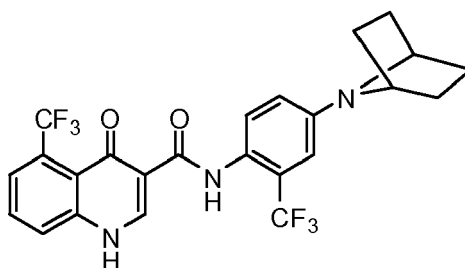
(continued)

Compounds disclosed in US Patent No. 7,973,169 (Col 9, In 16-col 40, In 40; Compounds 1-289 in Table 1 at col. 40, In 41-col 289, In 39) incorporated herein by reference,
Compounds disclosed in US Patent No. 7,977,322 (Col 6, In 26-col 37, In 47; Compounds 1-498 in Table 1 at col 37, In 50-col 141, In 40) incorporated herein by reference,
Compounds disclosed in US Patent No. 7,999,113 (Col 6, In 13-col 10, In 67; Compounds 1-13 in Table 1 at col 11, In 5-col 13, In 65) incorporated herein by reference,
Compounds disclosed in US Patent No. 8,227,615 (Col 6, In 10-col 29, In 66; Compounds 1-78 in Table 1 at col 30, In 1-col 46, In 48) incorporated herein by reference
Compounds disclosed in US Patent No. 8,299,099 (Col 6, In 10-col 34, In 18; Compounds 1-47 in Table 1 at col 34, In 20-col 42, In 35) incorporated herein by reference,
Compounds disclosed in US Published Application No. 2006-0052358 (Paragraphs [0034]-[0056]; [0077]-[0240]; Compounds 1-320 in Table 1 at paragraph [0241]) incorporated herein by reference,
Compounds disclosed in US Published Application No. 2009-0143381 (Paragraphs [0102]-[0263]; Compounds 1-28 in Table 1 at paragraph [0264]) incorporated herein by reference,
Compounds disclosed in US Published Application No. 2009-0170905 (Paragraphs [0012]-[0013]; [0030]-[0051]) incorporated herein by reference,
Compounds disclosed in US Published Application No. 2009-0253736 (Paragraphs [0031]-[0162]; Compounds 1-15 in Table 1 at paragraph [0163]) incorporated herein by reference
Compounds disclosed in US Published Application No. 2011-0263654 (Paragraphs [0012]-[0013]; [0066]-[0141]) incorporated herein by reference,
Compounds disclosed in US Published Application No. 2011-0251253 (Paragraphs [0012]-[0013]; [0054]-[0079]) incorporated herein by reference,
Compounds disclosed in PCT application WO2008141119 (Paragraphs [0100]-[0339]; Compounds 1-117 in Table 1 at paragraph [0340]) incorporated herein by reference,
Compounds disclosed in US Application No. 11/047,361 incorporated herein by reference,
Compounds disclosed in US Published Application No. 2013-0116238 (Paragraphs [0028]-[0044]; [0117]-[0128]) incorporated herein by reference, or combinations thereof.

[0321] In another embodiment, the additional therapeutic agent is selected from



N-(5-hydroxy-2,4-ditert-butyl-phenyl)-4-oxo-1H-quinoline-3-carboxamide, or pharmaceutically acceptable salt thereof; or



N-(4-(7-azabicyclo[2.2.1]heptan-7-yl)-2-(trifluoromethyl)phenyl)-4-oxo-5-(trifluoromethyl)-1,4-dihydroquinoline-3-carboxamide, or pharmaceutically acceptable salt thereof.

[0322] In another embodiment, the invention features a pharmaceutical composition comprising a) a spray dried dispersion of the present invention; b) a compound selected from 3-(6-(1-(2,2-difluorobenzo[d][1,3]dioxol-5-yl)cyclopropanecarboxamido)-3-methylpyridin-2-yl)benzoic acid, (*R*)-1-(2,2-difluorobenzo[d][1,3]dioxol-5-yl)-N-(1-(2,3-dihydroxypropyl)-6-fluoro-2-(1-hydroxy-2-methylpropan-2-yl)-1H-indol-5-yl)cyclopropanecarboxamide, or 4-(3-(1-(2,2-difluorobenzo[d][1,3]dioxol-5-yl)cyclopropanecarboxamido)isoquinolin-1-yl)benzoic acid; and c) a compound selected from N-(5-hydroxy-2,4-ditert-butyl-phenyl)-4-oxo-1H-quinoline-3-carboxamide or N-(4-(7-azabicyclo[2.2.1]heptan-7-yl)-2-(trifluoromethyl)phenyl)-4-oxo-5-(trifluoromethyl)-1,4-dihydroquinoline-3-carboxamide.

[0323] In another embodiment, the invention features a pharmaceutical composition comprising a) a spray dried dispersion of the present invention; b) 3-(6-(1-(2,2-difluorobenzo[d][1,3]dioxol-5-yl)cyclopropanecarboxamido)-3-methylpyridin-2-yl)benzoic acid; and c) N-(5-hydroxy-2,4-ditert-butyl-phenyl)-4-oxo-1H-quinoline-3-carboxamide.

[0324] In another embodiment, the invention features a pharmaceutical composition comprising a) a spray dried dispersion of the present invention; b) (*R*)-1-(2,2-difluorobenzo[d][1,3]dioxol-5-yl)-N-(1-(2,3-dihydroxypropyl)-6-fluoro-2-(1-hydroxy-2-methylpropan-2-yl)-1H-indol-5-yl)cyclopropanecarboxamide; and c) N-(5-hydroxy-2,4-ditert-butyl-phenyl)-4-oxo-1H-quinoline-3-carboxamide.

[0325] In another embodiment, the invention features a pharmaceutical composition comprising a) a spray dried dispersion of the present invention; b) 4-(3-(1-(2,2-difluorobenzo[d][1,3]dioxol-5-yl)cyclopropanecarboxamido)isoquinolin-1-yl)benzoic acid; and c) N-(5-hydroxy-2,4-ditert-butyl-phenyl)-4-oxo-1H-quinoline-3-carboxamide.

[0326] In another embodiment, the additional therapeutic agent is selected from Table 6. All US Patents, published US Patent Applications, and published international patent applications are incorporated herein by reference in their entirety.

Table 6: Additional agents for combination therapies.

25	Compounds disclosed in US Published Application No. 2005-0113423 (Paragraph [00146]; Compounds IA-1-IA-136 and Compounds I-1-I-21 in Tables 1 and 2 at paragraphs [0391]-[0392]) incorporated herein by reference,
	Compounds disclosed in US Published Application No. 2005-0059687 (Paragraphs [00100]-[00101]; Compounds 1-405 in Table 1 at paragraph [0169]) incorporated herein by reference,
30	Compounds 1-108 disclosed in US Patent No. 7,598,412 (Col 22, In 14-col 79, In 20; Table 1) incorporated herein by reference,
	Compounds 1-485 disclosed in US Patent No. 7,495,103 (Col 51, In 1-col 63, In 43; Table 1) incorporated herein by reference,
35	Compounds 1-718 disclosed in US Patent No. 8,354,427 (Col 51, In 3-col 71, In 46; Table 1) incorporated herein by reference,
	Compounds 1-233 disclosed in US Published Application No. 2007-0105833 (Paragraph [00145]; Table 1) incorporated herein by reference,
40	Compounds 1-26 disclosed in US Patent No. 8,242,149 (Col 46, In 47-col 57, In 37; Table 1) incorporated herein by reference,
	Compounds 1-18 disclosed in US Patent No. 8,314,256 (Col 21, In 1-col 26, In 19) incorporated herein by reference,
45	Compounds 1-14 disclosed in US Patent No. 8,399,479 (Col 36, In 20-col 38, In 40; Table 1) incorporated herein by reference,
	Compounds 1-18 disclosed in US Patent No. 8,188,283 (Col 38, In 43-col 43, In 36; Table 1) incorporated herein by reference,
50	Compounds 1-16 disclosed in US Published Application No. 2010-0249180 (Paragraph [0173]; Table 1) incorporated herein by reference,
	Compounds 1-19 disclosed in US Published Application No. 2011-0008259 (Paragraph [0172]; Table 1) incorporated herein by reference,
55	Compounds 1-129 disclosed in US Patent No. 8,367,660 (Col 57, In 31-col 81, In 24; Table 1) incorporated herein by reference, or combinations thereof.

[0327] In one embodiment, the additional therapeutic agent is selected from a mucolytic agent, bronchodilator, an

antibiotic, an anti-infective agent, a CFTR modulator, or an anti-inflammatory agent.

[0328] In one embodiment, the additional therapeutic agent is an antibiotic. Exemplary antibiotics useful herein include tobramycin, including tobramycin inhaled powder (TIP), azithromycin, cayston, aztreonam, including the aerosolized form of aztreonam, amikacin, including liposomal formulations thereof, ciprofloxacin, including formulations thereof suitable for administration by inhalation, levofloxacin, including aerosolized formulations thereof, and combinations of two antibiotics, e.g., fosfomycin and tobramycin.

[0329] In another embodiment, the additional therapeutic agent is a mucolyte. Exemplary mucolytes useful herein includes Pulmozyme®.

[0330] In another embodiment, the additional therapeutic agent is a bronchodilator. Exemplary bronchodilators include albuterol, metaprotenerol sulfate, pirbuterol acetate, salmeterol, or tetrabuline sulfate.

[0331] In another embodiment, the additional therapeutic agent is effective in restoring lung airway surface liquid. Such agents improve the movement of salt in and out of cells, allowing mucus in the lung airway to be more hydrated and, therefore, cleared more easily. Exemplary such agents include hypertonic saline, denufosol tetrasodium ([[(3S,5R)-5-(4-amino-2-oxopyrimidin-1-yl)-3-hydroxyoxolan-2-yl]methoxy-hydroxyphosphoryl] [[(2R,3S,4R,5R)-5-(2,4-dioxopyrimidin-1-yl)-3, 4-dihydroxyoxolan-2-yl]methoxy-hydroxyphosphoryl]oxy-hydroxyphosphoryl] hydrogen phosphate), or bronchitol (inhaled formulation of mannitol).

[0332] In another embodiment, the additional therapeutic agent is an anti-inflammatory agent, i.e., an agent that can reduce the inflammation in the lungs. Exemplary such agents useful herein include ibuprofen, docosahexanoic acid (DHA), sildenafil, inhaled glutathione, pioglitazone, hydroxychloroquine, or simvastatin.

[0333] In another embodiment, the additional therapeutic agent is a compound that induces CFTR activity other than a compound of formula I. Exemplary such agents include ataluren ("PTC124®"; 3-[5-(2-fluorophenyl)-1,2,4-oxadiazol-3-yl]benzoic acid), sinapultide, lincovutide, depelestat (a human recombinant neutrophil elastase inhibitor), and cobicprostone (7-[(2R, 4aR, 5R, 7aR)-2-[(3S)-1,1-difluoro-3-methylpentyl]-2-hydroxy-6-oxooctahydrocyclopenta[b]pyran-5-yl]heptanoic acid).

[0334] In another embodiment, the additional therapeutic agent is a nutritional agent. Exemplary nutritional agents include pancrelipase (pancreatic enzyme replacement), including Pancrease®, Pancreacarb®, Ultrase®, or Creon®, Liprotomase® (formerly Trizyte®), Aquadeks®, or glutathione inhalation. In one embodiment, the additional nutritional agent is pancrelipase.

[0335] In another embodiment, the additional therapeutic agent is a compound selected from gentamicin, curcumin, cyclophosphamide, 4-phenylbutyrate, miglustat, felodipine, nimodipine, philoxin B, geniestein, apigenin, cAMP/cGMP augmenters or inducers such as rolipram, sildenafil, milrinone, tadalafil, amrinone, isoproterenol, albuterol, and almeterol, deoxyspergualin, HSP 90 inhibitors, HSP 70 inhibitors, proteosome inhibitors such as epoxomicin, lactacystin, or the like.

[0336] In other embodiments, the additional therapeutic agent is a compound disclosed in WO 2004028480, WO 2004110352, WO 2005094374, WO 2005120497, or WO 2006101740, incorporated herein in their entirety by reference.

In another embodiment, the additional agent is a benzo[c]quinolizinium derivative that exhibits CFTR inducing or augmenting activity or a benzopyran derivative that exhibits CFTR inducing or augmenting activity. In another embodiment, the additional agent is a compound disclosed in U.S. Pat. No. 7,202,262, U.S. Pat. No. 6,992,096, US20060148864, US20060148863, US20060035943, US20050164973, WO2006110483, WO2006044456, WO2006044682, WO2006044505, WO2006044503, WO2006044502, or WO2004091502, incorporated herein by reference in their entirety. In another embodiment, the additional agent is a compound disclosed in WO2004080972, WO2004111014, WO2005035514, WO2005049018, WO2006099256, WO2006127588, or WO2007044560, incorporated herein by reference in their entirety.

[0337] In another embodiment, the additional therapeutic agent is selected from the categories ENaC inhibitors, betamimetics, anticholinergics, corticosteroids, PDE4-inhibitors, LTD4-antagonists, EGFR-inhibitors, dopamine agonists, H1-antihistamines, PAF-antagonists, MAP-kinase inhibitors, MPR4-inhibitors, iNOS-inhibitors, or SYK-inhibitors, or double or triple combinations thereof.

[0338] In another embodiment, the additional therapeutic agent is an ENaC inhibitor selected from 3-(3-{2-[(E)-3,5-diamino-6-chloro-pyrazine-2-carbonylimino]-1,3,8-triaza-spiro[4.5]decane-8-carbonyl}-benzenesulfonylamino)-propionic acid dipropylcarbamoylmethyl ester; [4-(3-{2-[(Z)-3,5-diamino-6-chloro-pyrazine-2-carbonylimino]-1,3,8-triaza-spiro[4.5]dec-8-yl}-3-oxo-propyl)-phenoxy]-acetic acid [(2-hydroxy-ethyl)-methyl-carbamoyl]-methyl ester; [4-(3-{2-[(E)-3,5-diamino-6-chloropyrazine-2-carbonylimino]-1,3,8-triaza-spiro[4.5]dec-8-yl}-3-oxo-propyl)-phenoxy]-acetic acid cyclohexyloxycarbonylmethyl ester; 3-(3-{2-[(E)-3,5-diamino-6-chloro-pyrazine-2-carbonylimino]-1,3,8-triaza-spiro[4.5]decane-8-carbonyl}-benzene sulfonylamino)-propionic acid cyclohexyloxycarbonylmethyl ester; [4-(3-{2-[(E)-3,5-diamino-6-chloro-pyrazine-2-carbonylimino]-1,3,8-triaza-spiro[4.5]dec-8-yl}-3-oxo-propyl)-phenoxy]-acetic acid dimethylcarbamoylmethyl ester; [4-(3-{2-[(E)-3,5-diamino-6-chloro-pyrazine-2-carbonylimino]-1,3,8-triaza-spiro[4.5]dec-8-yl}-3-oxo-propyl)-phenoxy]-acetic acid dipropylcarbamoylmethyl ester; [4-(3-{2-[(E)-3,5-diamino-6-chloro-pyrazine-2-carbonylimino]-1,3,8-triaza-spiro[4.5]dec-8-yl}-3-oxo-propyl)-phenoxy]-acetic acid tert-butoxycarbonylmethyl ester; [4-(3-{2-[(E)-3,5-diamino-6-chloro-pyrazine-2-carbonylimino]-1,3,8-triaza-spiro[4.5]dec-8-yl}-3-oxo-pro-

pyl)-phenoxy]-acetic acid benzyloxycarbonylmethyl ester; [4-(3-{2-[(E)-3,5-diamino-6-chloro-pyrazine-2-carbonylimino]-1,3,8-triaza-spiro[4.5]dec-8-yl}-3-oxo-propyl)-phenoxy]-acetic acid diethylcarbamoylmethyl ester; [4-(3-{2-[(E)-3,5-diamino-6-chloro-pyrazine-2-carbonylimino]-1,3,8-triaza-spiro[4.5]dec-8-yl}-3-oxo-propyl)-phenoxy]-acetic acid 2-oxo-2-piperidin-1-yl-ethyl ester; [2-chloro-4-(3-{2-[(E)-3,5-diamino-6-chloro-pyrazine-2-carbonylimino]-1,3,8-triaza-spiro[4.5]dec-8-yl}-3-oxo-propyl)-phenoxy]-acetic acid dipropylcarbamoylmethyl ester; 3-(3-{2-[(E)-3,5-diamino-6-chloro-pyrazine-2-carbonylimino]-1,3,8-triaza-spiro[4.5]decane-8-carbonyl}-benzenesulfonylamino)-propionic acid 2-oxo-2-(2-trifluoromethyl-pyrrolidin-1-yl)-ethyl ester; [2-chloro-4-(3-{2-[(E)-3,5-diamino-6-chloro-pyrazine-2-carbonylimino]-1,3,8-triaza-spiro[4.5]dec-8-yl}-3-oxopropyl)-phenoxy]-acetic acid 2-(2-oxo-piperidin-1-yl)-ethyl ester; [4-(3-{2-[(E)-3,5-diamino-6-chloro-pyrazine-2-carbonylimino]-1,3,8-triaza-spiro[4.5]dec-8-yl}-3-oxo-propyl)-phenoxy]-acetic acid 2-morpholin-4-yl-2-oxo-ethyl ester; 1-[(3-{2-[(E)-3,5-diamino-6-chloro-pyrazine-2-carbonylimino]-1,3,8-triaza-spiro[4.5]decane-8-carbonyl}-benzenesulfonylamino)-methyl]-cyclobutanecarboxylic acid dipropylcarbamoylmethyl ester; 3-[3-(3-{2-[(E)-3,5-diamino-6-chloro-pyrazine-2-carbonylimino]-1,3,8-triaza-spiro[4.5]decane-8-carbonyl}-phenyl)-ureido]-propionic acid dipropylcarbamoylmethyl ester; and 1-[(3-{2-[(E)-3,5-diamino-6-chloro-pyrazine-2-carbonylimino]-1,3,8-triaza-spiro[4.5]decane-8-carbonyl}-benzenesulfonylamino)-methyl]-cyclobutanecarboxylic acid 2-oxo-2-(2-trifluoromethyl-pyrrolidin-1-yl)-ethyl ester; or a pharmaceutically acceptable salt or solvate thereof. In another embodiment, the additional therapeutic agent is 3-(3-{2-[(E)-3,5-diamino-6-chloro-pyrazine-2-carbonylimino]-1,3,8-triaza-spiro[4.5]decane-8-carbonyl}-benzenesulfonylamino)-propionic acid dipropylcarbamoylmethyl ester. In another embodiment, the additional agent is a compound disclosed in United States Patent No. 8,247,436 and International PCT Publication WO 2011113894, incorporated herein by reference in their entireties. In another embodiment, the additional agent is a compound disclosed in United States Publication No. 20130316981, incorporated herein in its entirety by reference.

[0339] In another embodiment, the additional therapeutic agent is a betamimetic selected from Albuterole, Arformoterole, Bambuterole, Bitolterole, Broxaterole, Carbuterole, Clenbuterole, Fenoterole, Formoterole, Hexoprenaline, Ibute-
 role, Isoetharine, Isoprenaline, Levosalbutamole, Mabuterole, Meluadrine, Metaproterenole, Milveterol, Orciprenaline, Pirbuterole, Procaterole, Reproterole, Rimiterole, Ritodrine, Salmefamole, Salmeterole, Soterenole, Sulphonterole, Terbutaline, Tiaramide, Tolubuterole, Zinterole, Nolomirole, and 1-(2-chloro-4-hydroxyphenyl)-t-butylaminoethanol; (-)-2-[7(S)-[2(R)-hydroxy-2-(4-hydroxyphenyl)-ethylamino]-5,6,7,8-tetrahydro-2-naphthoxy]-N,N-dimethylacetamide hydrochloride monohydrate; 3-(4-{6-[2-hydroxy-2-(4-hydroxy-3-hydroxymethyl-phenyl)-ethylamino]-hexyloxy}-butyl)-benzyl-sulfonamide; 5-[2-(5,6-diethyl-indan-2-ylamino)-1-hydroxy-ethyl]-8-hydroxy-1H-quinoline-2-one; 4-hydroxy-7-[2-[[3-(2-phenylethoxy)propyl]sulfonyl]ethyl]-amino]ethy-1]-2(3H)-benzothiazolone; 1-(2-fluoro-4-hydroxyphenyl)-2-[4-(1-benzimidazolyl)-2-methyl-2-butylamino]ethanol; 1-[3-(4-methoxybenzyl-amino)-4-hydroxyphenyl]-2-[4-(1-benzimidazolyl)-2-methyl-2-butylamino]ethanol; 1-[2H-5-hydroxy-3-oxo-4H-1,4-benzoxazin-8-yl]-2-[3-(4-N,N-dimethylaminophenyl)-2-methyl-2-propylamino]ethanol; 1-[2H-5-hydroxy-3-oxo-4H-1,4-benzoxazin-8-yl]-2-[3-(4-methoxyphenyl)-2-methyl-2-propylamino]ethanol; 1-[2H-5-hydroxy-3-oxo-4H-1,4-benzoxazin-8-yl]-2-[3-(4-n-butyloxyphenyl)-2-methyl-2-propylamino]ethanol; 1-[2H-S-hydroxy-3-oxo-4H-1,4-benzoxazin-8-yl]-2-[4-[3-(4-methoxyphenyl)-1,2,4-triazol-3-yl]-2-methyl-2-butylamino]ethanol; 5-hydroxy-8-(1-hydroxy-2-isopropylaminobutyl)-2H-1,4-benzoxazin-3-(4H)-one; 1-(4-amino-3-chloro-5-trifluoromethylphenyl)-2-tert-butylamino]ethanol; 6-hydroxy-8-(1-hydroxy-2-[2-(4-methoxyphenyl)-1,1-dimethyl-ethylamino]-ethyl)-4H-benzo[1,4]oxazin-3-one; 6-hydroxy-8-(1-hydroxy-2-[2-(4-phenoxy-acetic acid ethylester)-1,1-dimethyl-ethylamino]-ethyl)-4H-benzo[1,4]oxazin-3-one; 6-Hydroxy-8-(1-hydroxy-2-[2-(4-phenoxy-acetic acid)-1,1-dimethyl-ethylamino]-ethyl)-4H-benzo[1,4]oxazin-3-one; 8-[2-[1,1-Dimethyl-2-(2,4,6-trimethylphenyl)-ethylamino]-1-hydroxy-ethyl]-6-hydroxy-4H-benzo[1,4]oxazin-3-one; 6-hydroxy-8-(1-hydroxy-2-[2-(4-hydroxy-phenyl)-1,1-dimethyl-ethylamino]-ethyl)-4H-benzo[1,4]oxazin-3-one; 6-hydroxy-8-(1-hydroxy-2-[2-(4-isopropyl-phenyl)-1,1-dimethyl-ethylamino]-ethyl)-4H-benzo[1,4]oxazin-3-one; 8-[2-[2-(4-Ethyl-phenyl)-1,1-dimethyl-ethylamino]-1-hydroxy-ethyl]-6-hydroxy-4H-benzo[1,4]oxazin-3-one; 8-[2-[2-(4-Ethoxyphenyl)-1,1-dimethyl-ethylamino]-1-hydroxy-ethyl]-6-hydroxy-4H-benzo[1,4]oxazin-3-one; 4-(4-[2-[2-Hydroxy-2-(6-hydroxy-3-oxo-3,4-dihydro-2H-benzo[1,4]oxazin-8-yl)-ethylamino]-2-methyl-propyl)-phenoxy]-butyric acid; 8-[2-[2-(3,4-difluorophenyl)-1,1-dimethyl-ethylamino]-1-hydroxy-ethyl]-6-hydroxy-4H-benzo[1,4]oxazin-3-one; 1-(4-ethoxy-carbonylamino-3-cyano-5-fluorophenyl)-2-(tert-butylamino)ethanol; N-[2-hydroxy-5-(1-hydroxy-2-[2-(4-(2-hydroxy-2-phenyl-ethylamino)-phenyl]-ethylamino)-ethyl)-phenyl]-formamide; 8-hydroxy-5-(1-hydroxy-2-[2-(4-(6-methoxy-biphenyl-3-ylamino)-phenyl]-ethylamino)-ethyl)-1H-quinolin-2-one; 8-Hydroxy-5-[1-hydroxy-2-(6-phenethylamino-hexylamino)-ethyl]-1H-quinolin-2-one; 5-[2-(2-[4-[4-(2-Amino-2-methyl-propoxy)-phenylamino]-phenyl]-ethylamino)-1-hydroxy-ethyl]-8-hydroxy-1H-quinolin-2-one; [3-(4-{6-[2-hydroxy-2-(4-hydroxy-3-hydroxymethyl-phenyl)-ethylamino]hexyl-oxy}-butyl)-5-methyl-phenyl]-urea; 4-(2-{6-[2-(2,6-dichloro-benzyloxy)-ethoxy]-hexylamino}-1-hydroxy-ethyl)-2-hydroxymethyl-phenole; 3-(4-{6-[2-hydroxy-2-(4-hydroxy-3-hydroxymethylphenyl)-ethylamino]-hexyl-oxy}-butyl)-benzenesulfonamide; 3-(3-{7-[2-hydroxy-2-(4-hydroxy-3-hydroxymethyl-phenyl)-ethylamino]-heptyloxy}-propyl)-benzenesulfonamide; 4-(2-{6-[4-(3-cyclopentanesulfonyl-phenyl)-butoxy]-hexylamino}-1-hydroxy-ethyl)-2-hydroxymethyl-phenole; N-adamantan-2-yl-2-(3-{2-[2-hydroxy-2-(4-hydroxy-3-hydroxymethyl-phenyl)-ethylamino]-propyl}-phenyl)-acetamide; (R,S)-4-(2-{[6-(2,2-difluoro-4-phenylbutoxy)hexyl]amino}-1-hydroxy-ethyl)-2-(hydroxymethyl)phenol; (R,S)-4-(2-{[6-(2,2-difluoro-2-phenylethoxy)hexyl]amino}-1-hydroxy-ethyl)-2-(hydroxymethyl)phenol; (R,S)-4-(2-{[4,4-difluoro-6-(4-phenylbu-

toxy)hexyl]amino}-1-hydroxy-ethyl)-2-(hydroxy-methyl)phenol; (R,S)-4-(2-([6-(4,4-difluoro-4-phenylbutoxy)hexyl]amino)-1-hydroxy-ethyl)-2-(hydroxymethyl)phenol; (R,S)-5-(2-([6-(2,2-difluoro-2-phenylethoxy)hexyl]amino)-1-hydroxy-ethyl)-8-hydroxyquinolin-2(1H)-one; (R,S)-[2-([6-(2,2-difluoro-2-(3-methylphenyl)ethoxy)hexyl]amino)-1-hydroxyethyl]-2-(hydroxymethyl)phenol; 4-(1R)-2-([6-(2,2-difluoro-2-phenylethoxy)hexyl]amino)-1-hydroxyethyl)-2-(hydroxymethyl)phenol; (R,S)-2-(hydroxymethyl)-4-(1-hydroxy-2-([4,4,5,5-tetrafluoro-6-(3-phenylpropoxy)-hexyl]amino)ethyl)phenol; (R,S)-[5-(2-([6-(2,2-difluoro-2-phenylethoxy)hexyl]amino)-1-hydroxy-ethyl)-2-hydroxy-phenyl]formamide; (R,S)-4-[2-([6-(2-(3-bromophenyl)-2,2-difluoroethoxy)hexyl]amino)-1-hydroxyethyl]-2-(hydroxymethyl)phenol; (R,S)-N-[3-(1,1-difluoro-2-([6-(2-hydroxy-2-[4-hydroxy-3-(hydroxymethyl)-phenyl]-ethyl]amino)hexyl]oxy)ethyl)phenyl]urea; 3-[3-(1,1-difluoro-2-([6-(2-hydroxy-2-[4-hydroxy-3-(hydroxymethyl)phenyl]ethyl]-amino)hexyl]oxy)ethyl)phenyl]imidazolidine-2,4-dione; (R,S)-4-[2-([6-(2,2-difluoro-2-(3-methoxyphenyl)ethoxy)hexyl]amino)-1-hydroxyethyl]-2-(hydroxymethyl)phenol; 5-((1R)-2-([6-(2,2-difluoro-2-phenylethoxy)hexyl]amino)-1-hydroxyethyl)-8-hydroxyquinolin-2(1H)-one; 4-((1R)-2-([4,4-difluoro-6-(4-phenylbutoxy)hexyl]amino)-1-hydroxy-ethyl)-2-(hydroxymethyl)phenol; (R,S)-4-(2-([6-(3,3-difluoro-3-phenylpropoxy)hexyl]amino)-1-hydroxy-ethyl)-2-(hydroxymethyl)phenol; (R,S)-(2-([6-(2,2-difluoro-2-phenylethoxy)-4,4-difluoroethyl]amino)-1-hydroxyethyl)-2-(hydroxymethyl)phenol; (R,S)-4-(2-([6-(2,2-difluoro-3-phenylpropoxy)hexyl]amino)-1-hydroxyethyl)-2-(hydroxy-methyl)phenol; 3-[2-(3-chloro-phenyl)-ethoxy]-N-(2-diethyl-amino-ethyl)-N-[2-[2-(4-hydroxy-2-oxo-2,3-dihydro-benzothiazol-7-yl)-ethylamino]-ethyl]propionamide; N-(2-diethyl-amino-ethyl)-N-[2-[2-(4-hydroxy-2-oxo-2,3-dihydro-benzothiazol-7-yl)-ethylamino]-ethyl]-3-(2-naphthalen-1-yl-ethoxy)-propionamide; 7-[2-(2-[3-[2-(2-chloro-phenyl)-ethylamino]-propylsulfanyl]-ethylamino)-1-hydroxy-ethyl]-4-hydroxy-3H-benzothiazol-2-one; or 7-((1R)-2-(2-[3-[2-(2-Chloro-phenyl)-ethylamino]-propylsulfanyl] ethylamino)-1-hydroxyethyl)-4-hydroxy-3H-benzothiazol-2-one; optionally in racemic form, as enantiomers, diastereomers, or as pharmaceutically acceptable salts, solvates or hydrates. Preferred salts are selected from the group consisting of hydrochloride, hydrobromide, hydroiodide, hydrosulfate, hydrophosphate, hydromethansulfonate, hydronitrate, hydromaleate, hydroacetate, hydrocitrate, hydrofumarate, hydrotartrate, hydrooxalate, hydrosuccinate, hydrobenzoate, and hydro-p-toluenesulfonate.

[0340] In one embodiment, the additional therapeutic agent is an anticholinergic selected from Tiotropium salts, preferably the bromide salt, Oxitropium salts, preferably the bromide salt, Flutropium salts, preferably the bromide salt, Ipratropium salts, preferably the bromide salt, Acridinium salts, preferably the bromide salt, Glycopyrronium salts, preferably the bromide salt, Trospium salts, preferably the chloride salt, Tolterodin. From the above mentioned salts, the pharmaceutically active part is the cation, possible anions are chloride, bromide, iodide, sulfate, phosphate, methansulfonate, nitrate, maleate, acetate, citrate, fumarate, tartrate, oxalate, succinate, benzoate, or p-toluenesulfonate. Further examples of preferred anticholinergics are selected from among 2,2-diphenylpropionic acid tropenole ester-methobromide; 2,2-diphenylpropionic acid scopine ester-methobromide; 2-fluor-2,2-diphenylacetic acid scopine ester-methobromide; 2-fluor-2,2-diphenylacetic acid tropenole ester-methobromide; 3,3',4,4'-tetrafluorobenzil acid tropenole ester-methobromide; 3,3',4,4'-tetrafluorobenzil acid scopine ester-methobromide; 4,4'-difluorobenzil acid tropenole ester-methobromide; 4,4'-difluorobenzil acid scopine ester-methobromide; 3,3'-difluorobenzil acid tropenole ester-methobromide; 3,3'-difluorobenzil acid scopine ester-methobromide; 9-hydroxy-fluorene-9-carbon acid tropenole ester-methobromide; 9-fluor-fluorene-9-carbon acid tropenole ester-methobromide; 9-hydroxy-fluorene-9-carbon acid scopine ester-methobromide; 9-fluor-fluorene-9-carbon acid scopine ester methobromide; 9-methyl-fluorene-9-carbon acid tropenole ester-methobromide; 9-methyl-fluorene-9-carbon acid scopine ester-methobromide; benzil acid cyclopropyl tropine ester-methobromide; 2,2-diphenylpropionic acid cyclopropyl tropine ester-methobromide; 9-hydroxy-xanthene-9-carbon acid cyclopropyl tropine ester-methobromide; 9-methyl-fluorene-9-carbon acid cyclopropyl tropine ester-methobromide; 9-methyl-xanthene-9-carbon acid cyclopropyl tropine ester-methobromide; 9-hydroxy-fluorene-9-carbon acid cyclopropyl tropine ester-methobromide; 4,4'-difluorobenzil acid methylester cyclopropyl tropine ester-methobromide; 9-hydroxy-xanthene-9-carbon acid tropenole ester-methobromide; 9-hydroxy-xanthene-9-carbon acid scopine ester methobromide; 9-methyl-xanthene-9-carbon acid tropenole ester-methobromide; 9-methyl-xanthene-9-carbon acid scopine ester-methobromide; 9-ethyl-xanthene-9-carbon acid tropenole ester methobromide; 9-difluormethyl-xanthene-9-carbon acid tropenole ester-methobromide; or 9-hydroxymethyl-xanthene-9-carbon acid scopine ester methobromide.

[0341] In one embodiment, the additional therapeutic agent is a corticosteroid selected from Beclomethasone, Betamethasone, Budesonide, Butixocorte, Ciclesonide, Deflazacorte, Dexamethasone, Etiprednole, Flunisolide, Fluticasone, Loteprednole, Mometasone, Prednisolone, Prednisone, Rofleponide, Triamcinolone, Tipredane, {20R-16 α ,17 α -[butylidenebis(oxy)]-6 α ,9 α -difluoro-11 β -hydroxy-17 β -(methylthio)androst-4-en-3-one}; 9-fluoro-11 β ,17,21-trihydroxy-16 α -methylpregna-1,4-diene-3,20-dione 21-cyclohexanecarboxylate 17-cyclopropanecarboxylate; 16,17-butylidenedioxy-6,9-difluoro-11-hydroxy-17-(methylthio)androst-4-en-3-one; flunisolide-21-[4'-(nitrooxymethyl)benzoate]; 6,9-difluoro-17-[(2-furanylcarbonyl)oxy]-11-hydroxy-16-methyl-3-oxo-androst-1,4-dien-17-carbothion acid (S)-fluoromethylester; 6,9-difluoro-11-hydroxy-16-methyl-3-oxo-17-propionyloxy-androst-1,4-dien-17-carbothion acid (S)-(2-oxo-tetrahydro-furan-3S-yl)ester; or 6 α ,9 α -difluoro-11 β -hydroxy-16 α -methyl-3-oxo-17 α -(2,2,3,3-tert-methylcyclopropylcarbonyl)oxy-androst-1,4-diene-17 β -carboxylic acid cyanomethyl ester; optionally in racemic form, as enantiomers, diastereomers, or as pharmaceutically acceptable salts,

solvates, or hydrates. Examples of preferred salts and derivatives are alkali salts, i.e., sodium or potassium salts, sulfobenzoates, phosphates, isonicotinates, acetates, dichloroacetates, propionates, dihydrogenphosphates, palmitates, pivalates, or furoates.

[0342] In one embodiment, the additional therapeutic agent is a PDE4-inhibitor selected from Enprofylline, Theophylline, Roflumilaste, Ariflo (Cilomilaste), Tofimilaste, Pumafentrine, Lirimilaste, Apremilaste, Arofylline, Atizorame, Oglemilastum, Tetomilaste; 5-[(N-(2,5-dichloro-3-pyridinyl)-carboxamide]-8-methoxy-quinoline; 5-[N-(3,5-dichloro-1-oxido-4-pyridinyl)-carboxamide]-8-methoxy-2-(trifluoromethyl)-quinoline; N-(3,5-dichloropyrid-4-yl)-[1-(4-fluorobenzyl)-5-hydroxy-indole-3-yl]glyoxyl acid amide; 9-[(2-fluorophenyl)methyl]-N-methyl-2-(trifluoromethyl)-9H-purine-6-amine; 4-[(2R)-2-[3-(cyclopentylloxy)-4-methoxyphenyl]-2-phenylethyl]-pyridine; N-[(3R)-3,4,6,7-tetrahydro-9-methyl-4-oxo-1-phenylpyrrolo[3,2,1-jk]-[1,4]benzodiazepin-3-yl]-4-pyridinecarboxamide; 4-[6,7-diethoxy-2,3-bis(hydroxymethyl)-1-naphthalenyl]-1-(2-methoxyethyl)-2(1H)-pyridinone; 2-[4-[6,7-diethoxy-2,3-bis(hydroxymethyl)-1-naphthalenyl]-2-pyridinyl]-4-(3-pyridinyl)-1 (2H)-phthalazinone; (3-(3-cyclopentylloxy-4-methoxybenzyl)-6-ethylamino-8-isopropyl-3H-purine; beta-[3-(cyclopentylloxy)-4-methoxyphenyl]-1,3-dihydro-1,3-dioxo-2H-isoindole-2-propanamide; 9-ethyl-2-methoxy-7-methyl-5-propyl-imidazo[1,5-a]pyrido[3,2-e]pyrazin-6(5H)-one; 5-[3-(cyclopentylloxy)-4-methoxyphenyl]-3-[(3-methylphenyl)methyl](3S,5S)-2-piperidinone; 4-[1-[3,4-bis(difluoromethoxy)phenyl]-2-(3-methyl-1-oxido-4-pyridinyl)ethyl]-alpha,alpha-bis(trifluoromethyl)-benzenemethanol; N-(3,5-dichloro-1-oxo-pyridine-4-yl)-4-difluoromethoxy-3-cyclopropylmethoxy-benzamide; (-)-p-[(4aR*,10bS*)-9-ethoxy-1,2,3,4,4a,10b-hexahydro-8-methoxy-2-methyl-benzo[s][1,6]naphthyridin-6-yl]-N,N-diisopropylbenzamide; (R)-(+)-1-(4-bromobenzyl)-4-[(3-cyclopentylloxy)-4-methoxyphenyl]-2-pyrrolidone; 3-(cyclopentylloxy-4-methoxyphenyl)-1-(4-N'-[N-2-cyano-S-methyl-isothioureido]-benzyl)-2-pyrrolidone; cis[4-cyano-4-(3-cyclopentylloxy-4-methoxyphenyl)cyclohexan-1-carbon acid]; 2-Carbomethoxy-4-cyano-4-(3-cyclopropylmethoxy-4-difluoromethoxyphenyl)cyclohexan-1-one; cis[4-cyano-4-(3-cyclopropylmethoxy-4-difluoromethoxyphenyl)cyclohexan-1-ol]; (R)-(+)-ethyl[4-(3-cyclopentylloxy-4-methoxyphenyl)pyrrolidine-2-yliden]acetate; (S)-(-)-ethyl[4-(3-cyclopentylloxy-4-methoxyphenyl)pyrrolidine-2-yliden]acetate; 9-cyclopentyl-5,6-dihydro-7-ethyl-3-(2-thienyl)-9H-pyrazolo[3,4-c]-1,2,4-triazolo[4,3-a]pyridine; or 9-cyclopentyl-5,6-dihydro-7-ethyl-3-(tert-butyl)-9H-pyrazolo[3,4-c]-1,2,4-triazolo[4,3-a]pyridine; optionally in racemic form, as enantiomers, diastereomers, or as pharmaceutically acceptable salts, solvates or hydrates. Preferred salts are selected from the group consisting of hydrochloride, hydrobromide, hydroiodide, hydrosulfate, hydrophosphate, hydromethansulfonate, hydronitrate, hydromaleate, hydroacetate, hydrocitrate, hydrofumarate, hydrotartrate, hydrooxalate, hydrosuccinate, hydrobenzoate, and hydro-p-toluenesulfonate.

[0343] In one embodiment, the additional therapeutic agent is a LTD4-antagonist selected from Montelukast, Pranlukast, Zafirlukast, Masikulast, L-733321 (see compound 2ab of D. Guay et al, Bioorg. Med. Chem. Lett. 8 (1998) 453-458); (E)-8-[2-[4-[4-(4-fluorophenyl)butoxy]phenyl]ethenyl]-2-(1H-tetrazole-5-yl)-4H-1-benzopyran-4-one; 4-[6-acetyl-3-[3-(4-acetyl-3-hydroxy-2-propylphenylthio)propoxy]-2-propyl-phenoxy]-butyric acid; 1-(((R)-3-(2-(6,7-difluoro-2-quinolinyl)ethenyl)phenyl)-3-(2-(2-hydroxy-2-propyl)phenyl)thio)methylcyclopropane-acetic acid; 1-(((R)-3-(3-(2-(2,3-dichlorothieno[3,2-b]pyridin-5-yl)-(E)-ethenyl)phenyl)-3-(2-(1-hydroxy-1-methylethyl)phenyl)propyl)thio)methylcyclopropane acetic acid; or [2-[2-(4-tert-butyl-2-thiazolyl)-5-benzofuranyl]oxymethyl]phenyl]acetic acid; optionally in racemic form, as enantiomers, diastereomers, or as pharmaceutically acceptable salts, solvates or hydrates. Preferred salts are selected from the group consisting of hydrochloride, hydrobromide, hydroiodide, hydrosulfate, hydrophosphate, hydromethansulfonate, hydronitrate, hydromaleate, hydroacetate, hydrocitrate, hydrofumarate, hydrotartrate, hydrooxalate, hydrosuccinate, hydrobenzoate, and hydro-p-toluenesulfonate. Further examples for optionally preferred salts and derivatives are alkali salts, i.e. sodium or potassium salts, sulfobenzoates, phosphates, isonicotinates, acetates, propionates, dihydrogenphosphates, palmitates, pivalates, or furoates.

[0344] In one embodiment, the additional therapeutic agent is an EGFR-inhibitor selected from Cetuximab; Trastuzumab; Panitumumab; Gefitinib; Canertinib; Erlotinib; Mab ICR-62; 4-[(3-chlor-4-fluorophenyl)amino]-6-[[4-(morpholine-4-yl)-1-oxo-2-butene-1-yl]amino]-7-cyclopropylmethoxy-quinazoline; 4-[(3-chlor-4-fluorophenyl)amino]-6-[[4-(N,N-diethylamino)-1-oxo-2-butene-1-yl]amino]-7-cyclopropylmethoxy-quinazoline; 4-[(3-chlor-4-fluorophenyl)amino]-6-[[4-(N,N-dimethylamino)-1-oxo-2-butene-1-yl]amino]-7-cyclopropylmethoxy-quinazoline; 4-[(R)-(1-phenyl-ethyl)amino]-6-[[4-(morpholine-4-yl)-1-oxo-2-butene-1-yl]amino]-7-cyclopentylloxy-quinazoline; 4-[(3-chlor-4-fluorophenyl)amino]-6-[[4-((R)-6-methyl-2-oxo-morpholine-4-yl)-1-oxo-2-butene-1-yl]amino]-7-cyclopropylmethoxy-quinazoline; 4-[(3-chlor-4-fluorophenyl)amino]-6-[[4-((R)-6-methyl-2-oxo-morpholine-4-yl)-1-oxo-2-butene-1-yl]amino]-7-[(S)-(tetrahydrofuran-3-yl)oxy]-quinazoline; 4-[(3-chlor-4-fluorophenyl)amino]-6-[[4-((R)-2-methoxymethyl-6-oxo-morpholine-4-yl)-1-oxo-2-butene-1-yl]amino]-7-cyclopropylmethoxy-quinazoline; 4-[(3-chlor-4-fluorophenyl)amino]-6-[[2-((S)-6-methyl-2-oxo-morpholine-4-yl)-ethoxy]-7-methoxy-quinazoline; 4-[(3-chlor-4-fluorophenyl)amino]-6-[[4-[N-(2-methoxy-ethyl)-N-methyl-amino]-1-oxo-2-butene-1-yl] amino]-7-cyclopropylmethoxy-quinazoline; 4-[(3-chlor-4-fluorophenyl)amino]-6-[[4-(N,N-dimethylamino)-1-oxo-2-butene-1-yl] amino]-7-cyclopentylloxy-quinazoline; 4-[(R)-(1-phenyl-ethyl)amino]-6-[[4-(N,N-bis-(2-methoxyethyl)-amino)-1-oxo-2-butene-1-yl] amino]-7-cyclopropylmethoxy-quinazoline; 4-[(R)-(1-phenyl-ethyl)amino]-6-[[4-[N-(2-methoxy-ethyl)-N-methyl-amino]-1-oxo-2-butene-1-yl] amino]-7-cyclopropylmethoxy-quinazoline; 4-[(R)-(1-phenyl-ethyl)amino]-6-[[4-[N-(2-methoxy-ethyl)-N-methyl-amino]-1-oxo-2-butene-1-yl] amino]-7-cyclopropylmethoxy-quinazoline; 4-[(R)-(1-phenyl-ethyl)amino]-6-[[4-[N-(tetrahydropyran-4-yl)-N-methyl-amino]-1-oxo-

2-butene-1-yl)amino)-7-cyclopropylmethoxy-quinazoline; 4-[(3-chlor-4-fluorophenyl)amino]-6-[[4-(N,N-dimethylamino)-1-oxo-2-butene-1-yl]amino]-7-((R)-tetrahydrofuran-3-yloxy)-quinazoline; 4-[(3-chlor-4-fluorophenyl)amino]-6-[[4-(N,N-dimethylamino)-1-oxo-2-butene-1-yl]amino]-7-((S)-tetrahydrofuran-3-yloxy)-quinazoline; 4-[(3-chlor-4-fluorophenyl)amino]-6-[[4-(N,N-dimethylamino)-1-oxo-2-butene-1-yl]amino]-7-cyclopentylmethoxy-quinazoline;

5 4-[(3-chlor-4-fluorophenyl)amino]-6-[[4-(N-cyclopropyl-N-methyl-amino)-1-oxo-2-butene-1-yl]amino]-7-cyclopentylmethoxy-quinazoline; 4-[(3-chlor-4-fluorophenyl)amino]-6-[[4-(N,N-dimethylamino)-1-oxo-2-butene-1-yl]amino]-7-[(R)-(tetrahydrofuran-2-yl)methoxy]-quinazoline; 4-[(3-chlor-4-fluorophenyl)amino]-6-[[4-(N,N-dimethylamino)-1-oxo-2-butene-1-yl]amino]-7-[(S)-(tetrahydrofuran-2-yl)methoxy]-quinazoline; 4-[(3-ethinyl-phenyl)amino]-6,7-bis-(2-methoxyethoxy)-quinazoline; 4-[(3-chlor-4-fluorophenyl)amino]-7-[3-(morpholine-4-yl)-propyloxy]-6-[(vinylcarbonyl)amino]-quinazoline; 4-[(R)-(1-phenyl-ethyl)amino]-6-(4-hydroxy-phenyl)-7H-pyrrolo[2,3-d]pyrimidine; 3-cyano-4-[(3-chlor-4-fluorophenyl)amino]-6-[[4-(N,N-dimethylamino)-1-oxo-2-butene-1-yl]amino]-7-ethoxy-quinoline; 4-[(3-chlor-4-(3-fluorobenzoyloxy)-phenyl)amino]-6-[[5-[(2-methanesulfonyl-ethyl)amino]methyl]-furan-2-yl]quinazoline; 4-[(R)-(1-phenyl-ethyl)amino]-6-[[4-(R)-6-methyl-2-oxo-morpholine-4-yl]-1-oxo-2-butene-1-yl]amino]-7-methoxy-quinazoline; 4-[(3-chlor-4-fluorophenyl)amino]-6-[[4-(morpholine-4-yl)-1-oxo-2-butene-1-yl]amino]-7-[(tetrahydrofuran-2-yl)methoxy]-quinazoline;

10 4-[(3-chlor-4-fluorophenyl)amino]-6-[[4-(N,N-bis-(2-methoxy-ethyl)-amino)-1-oxo-2-butene-1-yl]amino]-7-[(tetrahydrofuran-2-yl)methoxy]-quinazoline; 4-[(3-ethinyl-phenyl)amino]-6-[[4-(5,5-dimethyl-2-oxo-morpholine-4-yl)-1-oxo-2-butene-1-yl]amino]-quinazoline; 4-[(3-chlor-4-fluorophenyl)amino]-6-[2-(2,2-dimethyl-6-oxo-morpholine-4-yl)-ethoxy]-7-methoxy-quinazoline; 4-[(3-chlor-4-fluorophenyl)amino]-6-[2-(2,2-dimethyl-6-oxo-morpholine-4-yl)-ethoxy]-7-[(R)-(tetrahydrofuran-2-yl)methoxy]-quinazoline; 4-[(3-chlor-4-fluorophenyl)amino]-7-[2-(2,2-dimethyl-6-oxo-morpholine-4-yl)-ethoxy]-6-[(S)-(tetrahydrofuran-2-yl)methoxy]-quinazoline; 4-[(3-chlor-4-fluorophenyl)amino]-6-[2-[4-(2-oxo-morpholine-4-yl)-piperidin-1-yl]-ethoxy]-7-methoxy-quinazoline; 4-[(3-chlor-4-fluorophenyl)amino]-6-[1-(tert-butyloxycarbonyl)-piperidine-4-yloxy]-7-methoxy-quinazoline; 4-[(3-chlor-4-fluorophenyl)amino]-6-(trans-4-amino-cyclohexane-1-yloxy)-7-methoxy-quinazoline; 4-[(3-chlor-4-fluorophenyl)amino]-6-(trans-4-methanesulfonylamino-cyclohexane-1-yloxy)-7-methoxy-quinazoline; 4-[(3-chlor-4-fluorophenyl)amino]-6-(tetrahydropyran-3-yloxy)-7-methoxy-quinazoline;

20 4-[(3-chlor-4-fluorophenyl)amino]-6-(1-methyl-piperidine-4-yloxy)-7-methoxy-quinazoline; 4-[(3-chlor-4-fluorophenyl)amino]-6-[1-[(morpholine-4-yl)carbonyl]-piperidine-4-yloxy]-7-methoxy-quinazoline; 4-[(3-chlor-4-fluorophenyl)amino]-6-[1-[(methoxymethyl)carbonyl]-piperidine-4-yloxy]-7-methoxy-quinazoline; 4-[(3-chlor-4-fluorophenyl)amino]-6-(piperidine-3-yloxy)-7-methoxy-quinazoline; 4-[(3-chlor-4-fluorophenyl)amino]-6-[1-(2-acetylamino-ethyl)-piperidine-4-yloxy]-7-methoxy-quinazoline; 4-[(3-chlor-4-fluorophenyl)amino]-6-(tetrahydropyran-4-yloxy)-7-ethoxy-quinazoline; 4-[(3-chlor-4-fluorophenyl)amino]-6-((S)-tetrahydrofuran-3-yloxy)-7-hydroxy-quinazoline; 4-[(3-chlor-4-fluorophenyl)amino]-6-(tetrahydropyran-4-yloxy)-7-(2-methoxy-ethoxy)-quinazoline; 4-[(3-chlor-4-fluorophenyl)amino]-6-(trans-4-[(dimethylamino)sulfonylamino]-cyclohexane-1-yloxy)-7-methoxy-quinazoline; 4-[(3-chlor-4-fluorophenyl)amino]-6-(trans-4-[(morpholine-4-yl)carbonylamino]-cyclohexane-1-yloxy)-7-methoxy-quinazoline; 4-[(3-chlor-4-fluorophenyl)amino]-6-(trans-4-[(morpholine-4-yl)sulfonylamino]-cyclohexane-1-yloxy)-7-methoxy-quinazoline; 4-[(3-chlor-4-fluorophenyl)amino]-6-(tetrahydropyran-4-yloxy)-7-(2-acetyl-amino-ethoxy)-quinazoline; 4-[(3-chlor-4-fluorophenyl)amino]-6-(tetrahydropyran-4-yloxy)-7-(2-methanesulfonylamino-ethoxy)-quinazoline; 4-[(3-chlor-4-fluorophenyl)amino]-6-[1-[(piperidine-1-yl)carbonyl]-piperidine-4-yloxy]-7-methoxy-quinazoline; 4-[(3-chlor-4-fluorophenyl)amino]-6-(1-aminocarbonylmethyl-piperidine-4-yloxy)-7-methoxy-quinazoline; 4-[(3-chlor-4-fluorophenyl)amino]-6-(cis-4-{N-[(tetrahydropyran-4-yl)carbonyl]-N-methyl-amino}-cyclohexane-1-yloxy)-7-methoxy-quinazoline; 4-[(3-chlor-4-fluorophenyl)amino]-6-(cis-4-{N-[(morpholine-4-yl)carbonyl]-N-methyl-amino}-cyclohexane-1-yloxy)-7-methoxy-quinazoline; 4-[(3-chlor-4-fluorophenyl)amino]-6-(cis-4-{N-[(morpholine-4-yl)sulfonyl]-N-methyl-amino}-cyclohexane-1-yloxy)-7-methoxy-quinazoline; 4-[(3-chlor-4-fluorophenyl)amino]-6-(trans-4-ethansulfonylamino-cyclohexane-1-yloxy)-7-methoxy-quinazoline; 4-[(3-chlor-4-fluorophenyl)amino]-6-(1-methanesulfonyl-piperidine-4-yloxy)-7-ethoxy-quinazoline; 4-[(3-chlor-4-fluorophenyl)amino]-6-(1-methanesulfonyl-piperidine-4-yloxy)-7-(2-methoxy-ethoxy)-quinazoline; 4-[(3-chlor-4-fluorophenyl)amino]-6-[1-(2-methoxy-acetyl)-piperidine-4-yl-oxy]-7-(2-methoxy-ethoxy)-quinazoline; 4-[(3-chlor-4-fluorophenyl)amino]-6-(cis-4-acetylamino-cyclohexane-1-yloxy)-7-methoxy-quinazoline; 4-[(3-ethinyl-phenyl)amino]-6-[1-(tert-butyloxycarbonyl)-piperidine-4-yloxy]-7-methoxy-quinazoline; 4-[(3-ethinyl-phenyl)amino]-6-(tetrahydropyran-4-yloxy)-7-methoxy-quinazoline; 4-[(3-chlor-4-fluorophenyl)amino]-6-(cis-4-{N-[(piperidine-1-yl)carbonyl]-N-methyl-amino}-cyclohexane-1-yloxy)-7-methoxy-quinazoline; 4-[(3-chlor-4-fluorophenyl)amino]-6-(cis-4-{N-[(4-methyl-piperazine-1-yl)-carbonyl]-N-methyl-amino}-cyclohexane-1-yloxy)-7-methoxy-quinazoline; 4-[(3-chlor-4-fluorophenyl)amino]-6-[cis-4-[(morpholine-4-yl)carbonylamino]-cyclohexane-1-yloxy]-7-methoxy-quinazoline; 4-[(3-chlor-4-fluorophenyl)amino]-6-[1-[2-(2-oxopyrrolidine-1-yl)ethyl]-piperidine-4-yloxy]-7-methoxy-quinazoline; 4-[(3-chlor-4-fluorophenyl)amino]-6-[1-[(morpholine-4-yl)carbonyl]-piperidine-4-yloxy]-7-(2-methoxy-ethoxy)-quinazoline; 4-[(3-ethinyl-phenyl)amino]-6-(1-acetyl-piperidine-4-yloxy)-7-methoxy-quinazoline; 4-[(3-ethinyl-phenyl)amino]-6-(1-methanesulfonyl-piperidine-4-yloxy)-7-methoxy-quinazoline; 4-[(3-chlor-4-fluorophenyl)amino]-6-(1-methyl-piperidine-4-yloxy)-7-(2-methoxy-ethoxy)-quinazoline; 4-[(3-chlor-4-fluorophenyl)amino]-6-(1-isopropylloxycarbonyl-piperidine-4-yloxy)-7-methoxy-quinazoline; 4-[(3-chlor-4-fluorophenyl)amino]-6-(cis-4-methylamino-cyclohexane-1-yloxy)-7-methoxy-chinazoline; 4-[(3-chlor-4-fluorophenyl)amino]-

6-[cis-4-[N-(2-methoxy-acetyl)-N-methyl-amino]-cyclohexane-1-yloxy]-7-methoxy-quinazoline; 4-[(3-ethinyl-phenyl)amino]-6-(piperidine-4-yloxy)-7-methoxy-quinazoline; 4-[(3-ethinyl-phenyl)amino]-6-[1-(2-methoxy-acetyl)-piperidine-4-yloxy]-7-methoxy-quinazoline; 4-[(3-ethinyl-phenyl)amino]-6-[1-[(morpholine-4-yl)carbonyl]-piperidine-4-yloxy]-7-methoxy-quinazoline; 4-[(3-chlor-4-fluorophenyl)amino]-6-[1-[cis-2,6-dimethyl-morpholine-4-yl)-carbonyl]-piperidine-4-yloxy]-7-methoxy-quinazoline; 4-[(3-chlor-4-fluorophenyl)amino]-6-[1-[(2-methyl-morpholine-4-yl)carbonyl]-piperidine-4-yloxy]-7-methoxy-quinazoline; 4-[(3-chlor-4-fluorophenyl)amino]-6-[1-[(S,S)-(2-oxa-5-aza-bicyclo[2.2.1]hept-5-yl)carbonyl]-piperidine-4-yloxy]-7-methoxy-quinazoline; 4-[(3-chlor-4-fluorophenyl)amino]-6-[1-[(N-methyl-N-2-methoxyethyl-amino)-carbonyl]-piperidine-4-yloxy]-7-methoxy-quinazoline; 4-[(3-chlor-4-fluorophenyl)amino]-6-(1-ethyl-piperidine-4-yloxy)-7-methoxy-quinazoline; 4-[(3-chlor-4-fluorophenyl)amino]-6-[1-[(2-methoxyethyl)carbonyl]-piperidine-4-yloxy]-7-methoxy-quinazoline; 4-[(3-chlor-4-fluorophenyl)amino]-6-[1-[(3-methoxypropyl-amino)-carbonyl]-piperidine-4-yloxy]-7-methoxy-quinazoline; 4-[(3-chlor-4-fluorophenyl)amino]-6-[cis-4-(N-methansulfonyl-N-methyl-amino)-cyclohexane-1-yloxy]-7-methoxy-quinazoline; 4-[(3-chlor-4-fluorophenyl)amino]-6-[cis-4-(N-acetyl-N-methyl-amino)-cyclohexane-1-yloxy]-7-methoxy-quinazoline; 4-[(3-chlor-4-fluorophenyl)amino]-6-(trans-4-methylamino-cyclohexane-1-yloxy)-7-methoxy-quinazoline; 4-[(3-chlor-4-fluorophenyl)amino]-6-[trans-4-(N-methansulfonyl-N-methyl-amino)-cyclohexane-1-yloxy]-7-methoxy-quinazoline; 4-[(3-chlor-4-fluorophenyl)amino]-6-(trans-4-dimethylamino-cyclohexane-1-yloxy)-7-methoxy-quinazoline; 4-[(3-chlor-4-fluorophenyl)amino]-6-(trans-4-{N-[(morpholine-4-yl)carbonyl]-N-methyl-amino}-cyclohexane-1-yloxy)-7-methoxy-quinazoline; 4-[(3-chlor-4-fluorophenyl)amino]-6-[2-(2,2-dimethyl-6-oxo-morpholine-4-yl)-ethoxy]-7-[(S)-(tetrahydrofuran-2-yl)methoxy]-quinazoline; 4-[(3-chlor-4-fluorophenyl)amino]-6-(1-methansulfonyl-piperidine-4-yloxy)-7-methoxy-quinazoline; or 4-[(3-chlor-4-fluorophenyl)amino]-6-(1-cyano-piperidine-4-yloxy)-7-methoxy-quinazoline; optionally in racemic form, as enantiomers, diastereomers, or as pharmaceutically acceptable salts, solvates or hydrates. Preferred salts are selected from the group consisting of hydrochloride, hydrobromide, hydroiodide, hydrosulfate, hydrophosphate, hydromethansulfonate, hydronitrate, hydromaleate, hydroacetate, hydrocitrate, hydrofumarate, hydrotartrate, hydrooxalate, hydrosuccinate, hydrobenzoate, and hydro-p-toluenesulfonate.

[0345] In another embodiment, the additional therapeutic agent is a dopamine antagonist selected from Bromocriptine, Cabergoline, Alpha-dihydroergocryptine, Lisuride, Pergolide, Pramipexole, Roxindole, Ropinirole, Talipexole, Terguride, and Viozane, optionally in racemic form, as enantiomers, diastereomers, or as pharmaceutically acceptable salts, solvates or hydrates. Preferred are salts selected from the group consisting of hydrochloride, hydrobromide, hydroiodide, hydrosulfate, hydrophosphate, hydromethansulfonate, hydronitrate, hydromaleate, hydroacetate, hydrocitrate, hydrofumarate, hydrotartrate, hydrooxalate, hydrosuccinate, hydrobenzoate, and hydro-p-toluenesulfonate.

[0346] In another embodiment, the additional therapeutic agent is an antiallergic agent selected from Epinastine, Cetirizine, Azelastine, Fexofenadine, Levocabastine, Loratadine, Mizolastine, Ketotifene, Emedastine, Dimetindene, Clemastine, Bamipine, Cexchlorpheniramine, Pheniramine, Doxylamine, Chlorphenoxamine, Dimenhydrinate, Diphenhydramine, Promethazine, Ebastine, Olopatadine, Desloratidine, and Meclozine, optionally in racemic form, as enantiomers, diastereomers, or as pharmaceutically acceptable salts, solvates or hydrates. Preferred are salts selected from the group consisting of hydrochloride, hydrobromide, hydroiodide, hydrosulfate, hydrophosphate, hydromethansulfonate, hydronitrate, hydromaleate, hydroacetate, hydrocitrate, hydrofumarate, hydrotartrate, hydrooxalate, hydrosuccinate, hydrobenzoate, and hydro-p-toluenesulfonate.

[0347] In one embodiment, the additional therapeutic agent is an MAP kinase inhibitor selected from Bentamapimod, Doramapimod, 5-Carbamoylindole, 6-[(aminocarbonyl)(2,6-difluorophenyl)amino]-2-(2,4-difluorophenyl)-3-pyridine carboxamide, alpha-[2-[[2-(3-pyridinyl)ethyl]amino]-4-pyrimidinyl]-2-benzothiazole acetonitrile, 9,12-epoxy-1H-diindolo[1,2,3-fg:3',2',1'-kl]pyrrolo[3,4-i][1,6]benzodiazocine-10-carboxylic acid, or 4-[3-(4-chlorophenyl)-5-(1-methyl-4-piperidinyl)-1H-pyrazole-4-yl]-pyrimidine, optionally in racemic form, as enantiomers, diastereomers, or as pharmaceutically acceptable salts, solvates, or hydrates. Preferred are salts selected from the group consisting of hydrochloride, hydrobromide, hydroiodide, hydrosulfate, hydrophosphate, hydromethansulfonate, hydronitrate, hydromaleate, hydroacetate, hydrocitrate, hydrofumarate, hydrotartrate, hydrooxalate, hydrosuccinate, hydrobenzoate, and hydro-p-toluenesulfonate.

[0348] In one embodiment, the additional therapeutic agent is an MRP4-inhibitor selected from N-acetyl-dinitrophenyl-cysteine, cGMP, cholate, diclofenac, dehydroepiandrosterone-3-glucuronide, dehydroepiandrosterone-3-sulphate, dilazep, dinitrophenyl-S-glutathione, estradiol-17-beta-glucuronide, estradiol-3,17-disulphate, estradiol-3-glucuronide, estradiol-3-sulphate, estrone-3-sulphate, flurbiprofen, folate, N5-formyl-tetrahydrofolate, glycocholate, glycolithocholic acid sulphate, ibuprofen, indomethacin, indoprofen, ketoprofen, lithocholic acid sulphate, methotrexate, (E)-3-[[[3-[2-(7-chloro-2-quinolinyl)ethenyl]phenyl]-[3-dimethylamino]-3-oxopropyl]thio]methyl]thio]-propanoic acid, alpha-naphthyl-beta-D-glucuronide, nitrobenzyl mercaptopurine riboside, probenecid, valsopodar, sildenafil, sulfinpyrazone, taurochenodeoxycholate, taurocholate, taurodeoxycholate, tauroolithocholate, tauroolithocholic acid sulphate, topotecan, trequinsin, zaprinast or dipyrindamol, optionally in racemic form, as enantiomers, diastereomers, or as pharmaceutically acceptable salts, solvates, or hydrates. Preferred salts are selected from the group consisting of hydrochloride, hydrobromide, hydroiodide, hydrosulfate, hydrophosphate, hydromethansulfonate, hydronitrate, hydromaleate, hydroacetate, hydroc-

itate, hydrofumarate, hydrotartrate, hydrooxalate, hydrosuccinate, hydrobenzoate, and hydro-p-toluenesulfonate.

[0349] In one embodiment, the additional therapeutic is an iNOS-inhibitor selected from S-(2-aminoethyl)isothio-urea, aminoguanidine, 2-aminomethylpyridine, 5,6-dihydro-6-methyl-4H-1,3-thiazine-2-amine (AMT), L-canavanin, 2-imino-piperidine, S-isopropylisothiourea, S-methylisothiourea, S-ethylisothiourea, S-methylthiocitrulline, S-ethylthiocitrulline, L-NA (N^ω-nitro-L-arginin), L-NAME (N^ω-nitro-L-argininmethylester), L-NMMA (N^ω-monomethyl-L-arginin), L-NIO (N^ω-iminoethyl-L-ornithin), L-NIL (N^ω-iminoethyl-lysine), (S)-6-acetimidoethylamino-2-amino-hexanoic acid (1H-tetrazole-5-yl)-amide; N-[[3-(aminomethyl)phenyl]methyl]-ethanimidamide; (S)-4-(2-acetimidoethylamino-ethylsulfanyl)-2-amino-buturic acid; 2-[2-(4-methoxy-pyridine-2-yl)-ethyl]-3H-imidazo[4,5-b]pyridine; 2-((R)-3-amino-1-phenyl-propoxy)-4-chlor-5-fluorbenzonitrile; 2-((1R,3S)-3-amino-4-hydroxy-1-thiazole-5-yl-butylsulfanyl)-6-trifluoromethyl-nicotinonitrile; 2-((1R,3S)-3-amino-4-hydroxy-1-thiazole-5-yl-butylsulfanyl)-4-chlor-benzonitrile; 2-((1R,3S)-3-amino-4-hydroxy-1-thiazole-5-yl-butylsulfanyl)-5-chlor-benzonitrile; (2S,4R)-2-amino-4-(2-chlor-5-trifluoromethyl-phenylsulfanyl)-4-thiazole-5-yl-butane-1-ol; 2-((1R,3S)-3-amino-4-hydroxy-1-thiazole-5-yl-butylsulfanyl)-5-chlor-nicotinonitrile; 4-((S)-3-amino-4-hydroxy-1-phenyl-butylsulfanyl)-6-methoxy-nicotinonitrile; or substituted 3-phenyl-3,4-dihydro-1-isoquinolinamine as for instance 1S,5S,6R)-7-chlor-5-methyl-2-aza-bicyclo[4.1.0]hept-2-ene-3-ylamin(4R,5R)-5-ethyl-4-methyl-thiazolidine-2-ylideneamine, (1S,5S,6R)-7-chlor-5-methyl-2-aza-bicyclo[4.1.0]hept-2-ene-3-ylamin, (4R,5R)-5-ethyl-4-methyl-thiazolidine-2-ylideneamine, (4R,5R)-5-ethyl-4-methyl-selenazolidine-2-ylideneamine, 4-aminotetrahydrobiopterine, (E)-3-(4-chlorophenyl)-N-(1-[2-oxo-2-[4-(6-trifluoromethyl-pyrimidine-4-yloxy)-piperidine-1-yl]-ethylcarbamoyl]-2-pyridine-2-ylethyl)-acrylamide, 3-(2,4-difluorophenyl)-6-[2-(4-imidazole-1-ylmethyl-phenoxy)-ethoxy]-2-phenyl-pyridine, 3-[[benzo[1,3]dioxol-5-ylmethyl]-carbamoyl]-methyl]-4-(2-imidazole-1-yl-pyrimidine-4-yl)-piperazine-1-carbon acid methylester, or (R)-1-(2-imidazole-1-yl-6-methyl-pyrimidine-4-yl)-pyrrolidine-2-carbon acid (2-benzo[1,3]dioxo-1-5-yl-ethyl)-amide, optionally in racemic form, as enantiomers, diastereomers, or as pharmaceutically acceptable salts, solvates, or hydrates. Preferred salts are selected from the group consisting of hydrochloride, hydrobromide, hydroiodide, hydrosulfate, hydrophosphate, hydromethansulfonate, hydronitrate, hydromaleate, hydroacetate, hydrocitrate, hydrofumarate, hydrotartrate, hydrooxalate, hydrosuccinate, hydrobenzoate, and hydro-p-toluenesulfonate. Further examples of preferred iNOS-inhibitors which may be mentioned include antisense-oligonucleotide, especially those antisense-oligonucleotide binding iNOS-coding nucleic acids, examples therefore are disclosed in WO 01/52902, incorporated herein by reference in its entirety.

[0350] In another embodiment, the additional therapeutic agent is a SYK-inhibitor selected from 2-[(2-aminoethyl)amino]-4-[(3-bromophenyl)amino]-5-pyrimidinecarboxamide; 2-[[7-(3,4-dimethoxyphenyl)imidazo[1,2-c]pyrimidine-5-yl]amino]-3-pyridinecarboxamide; 6-[[5-fluoro-2-[3,4,5-trimethoxyphenyl]amino]-4-pyrimidinyl]amino]-2,2-dimethyl-2H-pyrido[3,2-b]-1,4-oxazin-3(4H)-one; N-[3-bromo-7-(4-methoxyphenyl)-1,6-naphthyridine-5-yl]-1,3-propanediamine; 7-(4-methoxyphenyl)-N-methyl-1,6-naphthyridine-5-amine; N-[7-(4-methoxyphenyl)-1,6-naphthyridine-5-yl]-1,3-propanediamine; N-[7-(2-thienyl)-1,6-naphthyridine-5-yl]-1,3-propanediamine; N-[7-[4-(dimethylamino)phenyl]-1,6-naphthyridine-5-yl]-1,2-ethanediamine; N-[7-(4-methoxyphenyl)-2-(trifluoromethyl)-1,6-naphthyridine-5-yl]-1,3-propanediamine; N-[7-(4-methoxyphenyl)-3-phenyl-1,6-naphthyridine-5-yl]-1,3-propanediamine; N-(7-phenyl-1,6-naphthyridine-5-yl)-1,3-propanediamine; N-[7-(3-fluorophenyl)-1,6-naphthyridine-5-yl]-1,3-propanediamine; N-[7-(3-chlorophenyl)-1,6-naphthyridine-5-yl]-1,3-propanediamine; N-[7-[3-(trifluoromethoxy)phenyl]-1,6-naphthyridine-5-yl]-1,3-propanediamine; N-[7-(4-fluorophenyl)-1,6-naphthyridine-5-yl]-1,3-propanediamine; N-[7-(4-fluorophenyl)-1,6-naphthyridine-5-yl]-1,3-propanediamine; N-[7-(4-chlorophenyl)-1,6-naphthyridine-5-yl]-1,3-propanediamine; N-[7-(4-methyl-1,1'-biphenyl-4-yl)-1,6-naphthyridine-5-yl]-1,3-propanediamine; N-[7-[4-(dimethylamino)phenyl]-1,6-naphthyridine-5-yl]-1,3-propanediamine; N-[7-[4-(diethylamino)phenyl]-1,6-naphthyridine-5-yl]-1,3-propanediamine; N-[7-[4-(4-morpholinyl)phenyl]-1,6-naphthyridine-5-yl]-1,3-propanediamine; N-[7-[4-[2-(dimethylamino)ethyl]methylamino]phenyl]-1,6-naphthyridine-5-yl]-1,3-propanediamine; N-[7-(4-bromophenyl)-1,6-naphthyridine-5-yl]-1,3-propanediamine; N-[7-(4-methylphenyl)-1,6-naphthyridine-5-yl]-1,3-propanediamine; N-[7-[4-(methylthio)phenyl]-1,6-naphthyridine-5-yl]-1,3-propanediamine; N-[7-[4-(1-methylethyl)phenyl]-1,6-naphthyridine-5-yl]-1,3-propanediamine; 7-[4-(dimethylamino)phenyl]-N-methyl-1,6-naphthyridine-5-amine; 7-[4-(dimethylamino)phenyl]-N,N-dimethyl-1,6-naphthyridine-5-amine; N-[7-[4-(dimethylamino)phenyl]-1,6-naphthyridine-5-yl]-1,4-butanediamine; N-[7-[4-(dimethylamino)phenyl]-1,6-naphthyridine-5-yl]-1,5-pentanediamine; 3-[[7-[4-(dimethylamino)phenyl]-1,6-naphthyridine-5-yl]oxy]-1-propanol; 4-[5-(4-aminobutoxy)-1,6-naphthyridine-7-yl]-N,N-dimethyl-benzenamine; 4-[[7-[4-(dimethylamino)phenyl]-1,6-naphthyridine-5-yl]amino]-1-butanole; N-[7-[4-(dimethylamino)phenyl]-1,6-naphthyridine-5-yl]-N-methyl-1,3-propanediamine; N-[7-[4-(dimethylamino)phenyl]-1,6-naphthyridine-5-yl]-N'-methyl-1,3-propanediamine; N-[7-[4-(dimethylamino)phenyl]-1,6-naphthyridine-5-yl]-N,N'-dimethyl-1,3-propanediamine; 1-amino-3-[[7-[4-(dimethylamino)phenyl]-1,6-naphthyridine-5-yl]amino]-2-propanole; N-[7-[4-(dimethylamino)phenyl]-1,6-naphthyridine-5-yl]-2,2-dimethyl-1,3-propanediamine; 7-[4-(dimethylamino)phenyl]-N-(3-pyridinylmethyl)-1,6-naphthyridine-5-amine; N-[(2-aminophenyl)methyl]-7-[4-(dimethylamino)phenyl]-1,6-naphthyridine-5-amine; N-[7-[6-(dimethylamino)[1,1'-biphenyl]-3-yl]-1,6-naphthyridine-5-yl]-1,3-propanediamine; N-[7-[3-chloro-4-(diethylamino)phenyl]-1,6-naphthyridine-5-yl]-1,3-propanediamine; N-[7-[4-(dimethylamino)-3-methoxyphenyl]-1,6-naphthyridine-5-yl]-1,3-propanediamine; N-[7-[4-(diethylamino)phenyl]-3-methyl-1,6-naphthyridine-5-yl]-1,3-propanediamine; N-[7-(3'-fluoro[1,1'-biphenyl]-3-yl)-1,6-naphthyridine-5-yl]-1,2-ethanediamine; N-[7-(4-methox-

yphenyl)-1,6-naphthyridine-5-yl]-1,6-naphthyridine-1,3-propanediamine; N,N'-bis(3-aminopropyl)-7-(4-methoxyphenyl)-2,5-diamine; N-[7-(4-methoxyphenyl)-2-(phenylmethoxy)-1,6-naphthyridine-5-yl]-1,6-naphthyridine-1,3-propanediamine; N5-(3-aminopropyl)-7-(4-methoxyphenyl)-N2-(phenylmethyl)-2,5-diamine; N-[7-(2-naphthalenyl)-1,6-naphthyridine-5-yl]-1,3-propanediamine; N-[7-(2'-fluoro[1,1'-biphenyl]-4-yl)-1,6-naphthyridine-5-yl]-1,3-propanediamine; N-[7-(3,4,5-trimethoxyphenyl)-1,6-naphthyridine-5-yl]-1,3-propanediamine; N-[7-(3,4-dimethylphenyl)-1,6-naphthyridine-5-yl]-1,3-propanediamine; 1-amino-3-[[7-(2-naphthalenyl)-1,6-naphthyridine-5-yl]amino]-2-propanol; 1-amino-3-[[7-(2'-fluoro[1,1'-biphenyl]-4-yl)-1,6-naphthyridine-5-yl]amino]-2-propanol; 1-amino-3-[[7-(4'-methoxy[1,1'-biphenyl]-4-yl)-1,6-naphthyridine-5-yl]amino]-2-propanol; 1-amino-3-[[7-(3,4,5-trimethoxyphenyl)-1,6-naphthyridine-5-yl]amino]-2-propanol; 1-amino-3-[[7-(4-bromophenyl)-1,6-naphthyridine-5-yl]amino]-2-propanol; N-[7-(4'-methoxy[1,1'-biphenyl]-4-yl)-1,6-naphthyridine-5-yl]-2,2-dimethyl-1,3-propanediamine; 1-[[7-[4-(dimethylamino)phenyl]-1,6-naphthyridine-5-yl]amino]-2-propanol; 2-[[2-[[7-[4-(dimethylamino)phenyl]-1,6-naphthyridine-5-yl]amino]-ethyl]thio]-ethanol; 7-[4-(dimethylamino)phenyl]-N-(3-methyl-5-isoxazolyl)-1,6-naphthyridine-5-amine; 7-[4-(dimethylamino)phenyl]-N-4-pyrimidinyl-1,6-naphthyridine-5-amine; N-[7-[4-(dimethylamino)phenyl]-1,6-naphthyridine-5-yl]-1,3-cyclohexane diamine; N,N-dimethyl-4-[5-(1-piperazinyl)-1,6-naphthyridine-7-yl]-benzenamine; 4-[5-(2-methoxyethoxy)-1,6-naphthyridine-7-yl]-N,N-dimethyl-benzenamine; 1-[7-[4-(dimethylamino)phenyl]-1,6-naphthyridine-5-yl]-4-piperidinol; 1-[7-[4-(dimethylamino)phenyl]-1,6-naphthyridine-5-yl]-3-pyrrolidinol; 7-[4-(dimethylamino)phenyl]-N-(2-furanylmethyl)-1,6-naphthyridine-5-amine; 7-[4-(dimethylamino)phenyl]-N-[3-(1H-imidazole-1-yl)propyl]-1,6-naphthyridine-5-amine; 1-[7-[4-(dimethylamino)phenyl]-1,6-naphthyridine-5-yl]-4-piperidine carboxamide; 1-[3-[[7-[4-(dimethylamino)phenyl]-1,6-naphthyridine-5-yl]amino]propyl]-2-pyrrolidinone; N-[3'-5-[(3-aminopropyl)amino]-1,6-naphthyridine-7-yl][1,1'-biphenyl]-3-yl]-acetamide; N-[7-(4'-fluoro[1,1'-biphenyl]-4-yl)-1,6-naphthyridine-5-yl]-1,3-propanediamine; N-[4'-5-[(3-aminopropyl)amino]-1,6-naphthyridine-7-yl][1,1'-biphenyl]-3-yl]-acetamide; N-[7-[4-(1,3-benzodioxol-5-yl)phenyl]-1,6-naphthyridine-5-yl]-1,3-propanediamine; N-[7-[4-(2-thienyl)phenyl]-1,6-naphthyridine-5-yl]-1,3-propanediamine; N-[7-[4-fluoro-3-(trifluoromethyl)phenyl]-1,6-naphthyridine-5-yl]-1,3-propanediamine; N-[7-[4-(3-pyridinyl)phenyl]-1,6-naphthyridine-5-yl]-1,3-propanediamine; N-[7-(6-methoxy-2-naphthalenyl)-1,6-naphthyridine-5-yl]-1,3-propanediamine; 7-[4-(dimethylamino)phenyl]-N-(4-pyridinylmethyl)-1,6-naphthyridine-5-amine; 3-[[7-[4-(dimethylamino)phenyl]-1,6-naphthyridine-5-yl]methylamino]-propanenitrile; 7-[4-(dimethylamino)phenyl]-N-[1-(phenylmethyl)-4-piperidinyl]-1,6-naphthyridine-5-amine; N-[7-[4-(dimethylamino)phenyl]-1,6-naphthyridine-5-yl]-1,2-cyclohexanediamine; N-[7-[4-(dimethylamino)phenyl]-1,6-naphthyridine-5-yl]-1,2-cyclohexanediamine, (1R,2S)-rel-; N-[7-[4-(dimethylamino)phenyl]-1,6-naphthyridine-5-yl]-1,2-benzene dimethanamine; N-[7-[4-(diethylamino)phenyl]-1,6-naphthyridine-5-yl]-1,4-butanediamine; N-[7-[3',5'-bis(trifluoromethyl)[1,1'-biphenyl]-4-yl]-1,6-naphthyridine-5-yl]-1,3-propanediamine; N-[7-(3'-methoxy[1,1'-biphenyl]-4-yl)-1,6-naphthyridine-5-yl]-1,3-propanediamine; N-[7-(3'-fluoro[1,1'-biphenyl]-4-yl)-1,6-naphthyridine-5-yl]-1,3-propanediamine; 4-[[7-[4-(dimethylamino)phenyl]-1,6-naphthyridine-5-yl]oxy]-1-butanol; N-[7-[4-(dimethylamino)phenyl]-1,6-naphthyridine-5-yl]-1,4-cyclohexanediamine; 7-[4-(dimethylamino)phenyl]-N-(2,2,6,6-tetramethyl-4-piperidinyl)-1,6-naphthyridine-5-amine; N-[7-[3-bromo-4-(dimethylamino)phenyl]-1,6-naphthyridine-5-yl]-1,3-propanediamine; N-[7-(1-methyl-1H-indole-5-yl)-1,6-naphthyridine-5-yl]-1,3-propanediamine; N-[7-[3-(trifluoromethyl)phenyl]-1,6-naphthyridine-5-yl]-1,3-propanediamine; N-[7-[4-(trifluoromethyl)phenyl]-1,6-naphthyridine-5-yl]-1,3-propanediamine; N-[7-(3-bromo-4-methoxyphenyl)-1,6-naphthyridine-5-yl]-1,3-propanediamine; N-[7-[4-[[3-(dimethylamino)propyl]methylamino]phenyl]-1,6-naphthyridine-5-yl]-1,4-cyclohexanediamine; N-[7-[4-[[2-(dimethylamino)ethyl]methylamino]phenyl]-1,6-naphthyridine-5-yl]-1,4-cyclohexanediamine; N-[7-[4-(dimethylamino)-3-methoxyphenyl]-1,6-naphthyridine-5-yl]-1,4-cyclohexanediamine; N-[7-[4-(4-morpholinyl)phenyl]-1,6-naphthyridine-5-yl]-1,4-cyclohexanediamine; N-[7-[3-bromo-4-(4-morpholinyl)phenyl]-1,6-naphthyridine-5-yl]-1,4-cyclohexane-diamine; 4-[[7-[4-[[2-(dimethylamino)ethyl]methylamino]phenyl]-1,6-naphthyridine-5-yl]oxy]-cyclohexanol; N-[7-[3-bromo-4-(4-morpholinyl)phenyl]-1,6-naphthyridine-5-yl]-1,3-propanediamine; N,N-dimethyl-4-[5-(4-methyl-1-piperazinyl)-1,6-naphthyridine-7-yl]-benzenamine; 4-[[7-[4-[[3-(dimethylamino)propyl]methylamino]phenyl]-1,6-naphthyridine-5-yl]oxy]-cyclohexanol; N-[7-[4-[[2-(dimethylamino)ethyl]methylamino]phenyl]-1,6-naphthyridine-5-yl]-1,4-butanediamine; or [3-[[5-[(3-aminopropyl)amino]-7-(4-methoxyphenyl)-1,6-naphthyridine-2-yl]amino]propyl]-carbamic acid-1,1-dimethylethyl ester, optionally in racemic form, as enantiomers, diastereomers, or as pharmaceutically acceptable salts, solvates or hydrates. Preferred salts are selected from the group consisting of hydrochloride, hydrobromide, hydroiodide, hydrosulfate, hydrophosphate, hydromethanesulfonate, hydronitrate, hydromaleate, hydroacetate, hydrocitrate, hydrofumarate, hydrotartrate, hydrooxalate, hydrosuccinate, hydrobenzoate, and hydro-p-toluenesulfonate.

[0351] These pharmaceutical compositions are administered as oral formulations containing about 25 mg, 50 mg, 100 mg, 125 mg, 150 mg, 200 mg, 250 mg, 300 mg, or 400 mg of a compound of Compound 1, Compound 2, or both. In this aspect, the pharmaceutical compositions further comprise a filler; a disintegrant; or a lubricant, or combinations thereof.

[0352] It will also be appreciated that the pharmaceutical compositions of the invention can be employed in combination therapies; that is, the compositions can be administered concurrently with, prior to, or subsequent to, one or more other

desired therapeutic agents or medical procedures.

[0353] One aspect of the present invention provides a pharmaceutical composition comprising a tablet, wherein the tablet comprises a spray dried dispersion of Compound 1 and Compound 2 and one or more excipients selected from a filler; a disintegrant; a surfactant; a binder; a wetting agent, and a lubricant.

[0354] In some embodiments, the tablet comprises from about 25 mg to about 75 mg of Compound 1.

[0355] In some embodiments, the tablet comprises from about 100 mg to about 200 mg of Compound 2.

[0356] And, in some embodiments, the tablet comprises one or more excipients selected from a bulking agent, a disintegrant, a lubricant, a binder, or any combination thereof. For example, the tablet comprises from about 100 mg to about 300 mg of a bulking agent. In some instances, the bulking agent comprises microcrystalline cellulose. In other examples, the tablet comprises from about 12 mg to about 36 mg of a disintegrant. In some instances, the disintegrant comprises croscarmellose sodium. In some examples, the tablet comprises from about 1 mg to about 5 mg of a lubricant. In some instances, the lubricant comprises magnesium stearate. And, in some examples, the tablet comprises from about 25 mg to about 75 mg of a binder. In some instances, the binder comprises hydroxypropyl methylcellulose.

[0357] One aspect of the present invention provides a pharmaceutical composition comprising a first agent and a second agent, wherein the first agent comprises an amorphous form of Compound 1, and the second agent comprises an amorphous form of Compound 2.

[0358] In some embodiments, the first agent further comprises a first spray dried dispersion comprising Compound 1 and binder. For example, the first spray dried dispersion comprises from about 70 wt% to about 90 wt% of Compound 1 and from about 10 wt% to about 30 wt% of the binder. In some examples, the binder comprises hydroxypropyl methylcellulose.

[0359] In some embodiments, the second agent further comprises a second spray dried dispersion comprising Compound 2 and a binder. For example, the second spray dried dispersion comprises from about 70 wt% to about 90 wt% of Compound 2 and from about 10 wt% to about 30 wt% of the binder.

[0360] In some embodiments, the pharmaceutical composition further comprises from about 5 wt% to about 20 wt% of the first agent.

[0361] In some embodiments, the pharmaceutical composition further comprises from about 15 wt% to about 60 wt% of the second agent.

[0362] In some embodiments, the pharmaceutical composition further comprises one or more excipients selected from a bulking agent, a disintegrant, a lubricant, a binder, or any combination thereof. For example, the pharmaceutical composition further comprises from about 30 wt% to about 50 wt% of a bulking agent. In some instances, the bulking agent comprises microcrystalline cellulose.

[0363] In some embodiments, the pharmaceutical composition further comprises from about 1 wt% to about 10 wt% of a disintegrant. In some examples, the disintegrant comprises croscarmellose sodium.

[0364] In some embodiments, the pharmaceutical composition further comprises less than about 1 wt% of a lubricant. In some examples, the lubricant comprises magnesium stearate.

[0365] In some embodiments, the pharmaceutical composition comprises a tablet.

[0366] In some embodiments, the tablet comprises from about 30 mg to about 85 mg of the first agent.

[0367] In some embodiments, the tablet comprises from about 150 mg to about 250 mg of the second agent.

[0368] In some embodiments, the tablet comprises one or more excipients selected from a bulking agent, a disintegrant, a lubricant, a binder, or any combination thereof. For example, the tablet comprises from about 100 mg to about 300 mg of a bulking agent. In some instances, the bulking agent comprises microcrystalline cellulose. In other examples, the tablet comprises from about 12 mg to about 36 mg of a disintegrant. In some instances, the disintegrant comprises croscarmellose sodium. In some examples, the tablet comprises from about 1 mg to about 5 mg of a lubricant. For instance, the lubricant comprises magnesium stearate.

[0369] In some embodiments, the pharmaceutical composition further comprises an additional therapeutic agent (e.g., any of the additional APIs described herein). In some examples, the additional therapeutic agent is another CFTR corrector (e.g., any of the CFTR correctors described herein) different from Compound 1. In other examples, the additional therapeutic agent is another CFTR potentiator (e.g., any of the CFTR potentiators described herein) different from the Compound 2.

[0370] The tablets of the present invention can be produced by compacting or compressing an admixture or composition, for example, powder or granules, under pressure to form a stable three-dimensional shape (e.g., a tablet). As used herein, "tablet" includes compressed pharmaceutical dosage unit forms of all shapes and sizes, whether coated or uncoated.

Granulation and Compression

[0371] In some embodiments, solid forms, including powders comprising the active agents amorphous Compound 1 and amorphous Compound 2 and the included pharmaceutically acceptable excipients (e.g. filler, diluent, disintegrant,

surfactant, glidant, binder, lubricant, or any combination thereof) can be subjected to a dry granulation process. The dry granulation process causes the powder to agglomerate into larger particles having a size suitable for further processing. Dry granulation can improve the flowability of a mixture to produce tablets that comply with the demand of mass variation or content uniformity.

[0372] Formulations as described herein may be produced using one or more mixing and dry granulations steps. The order and the number of the mixing and granulation steps do not seem to be critical. However, at least one of the excipients and amorphous Compound 1 and amorphous Compound 2 can be subject to dry granulation or wet high shear granulation before compression into tablets. Dry granulation of amorphous Compound 1 and amorphous Compound 2 and the excipients made together prior to tablet compression seem, surprisingly, to be a simple, inexpensive and efficient way of providing close physical contact between the ingredients of the present compositions and formulations and thus results in a tablet formulation with good stability properties. Dry granulation can be carried out by a mechanical process, which transfers energy to the mixture without any use of any liquid substances (neither in the form of aqueous solutions, solutions based on organic solutes, or mixtures thereof) in contrast to wet granulation processes, also contemplated herein. Generally, the mechanical process requires compaction such as the one provided by roller compaction. An example of an alternative method for dry granulation is slugging.

[0373] In some embodiments, roller compaction is a granulation process comprising highly intensive mechanical compacting of one or more substances. In some embodiments, a pharmaceutical composition comprising an admixture of powders is pressed, that is roller compacted, between two counter rotating rollers to make a solid sheet that is subsequently crushed in a sieve to form a particulate matter. In this particulate matter, a close mechanical contact between the ingredients can be obtained. An example of roller compaction equipment is Minipactor® a Gerteis 3W-Polygran from Gerteis Maschinen+Processengineering AG.

[0374] In some embodiments, tablet compression according to the invention can occur without any use of any liquid substances (neither in the form of aqueous solutions, solutions based on organic solutes, or mixtures thereof), i.e., a dry granulation process. In a typical embodiment the resulting core or tablet has a compressive strength in the range of from about 1 kP to about 15 kP; such as 1.5 to 12.5 kP, preferably in the range of 2 to 10 kP.

Brief Manufacturing Procedure

[0375] In some embodiments, the ingredients are weighed according to the formula set herein. Next, all of the intragranular ingredients are sifted and mixed well. The ingredients can be lubricated with a suitable lubricant, for example, magnesium stearate. The next step can comprise compaction/slugging of the powder admixture and sized ingredients. Next, the compacted or slugged blends are milled into granules and sifted to obtain the desired size. Next, the granules can be further lubricated with, for example, magnesium stearate. Next, the granular composition of the invention can be compressed on suitable punches into various pharmaceutical formulations in accordance with the invention. Optionally the tablets can be coated with a film, colorant or other coating.

[0376] Another aspect of the invention provides a method for producing a pharmaceutical composition comprising an admixture of a composition comprising amorphous Compound 1 and amorphous Compound 2 and one or more excipients selected from: a filler, a diluent, a binder, a glidant, a surfactant, a lubricant, a disintegrant, and compressing the composition into a tablet having a dissolution of at least about 50% in about 30 minutes.

[0377] In another embodiment, a wet granulation process is performed to yield the pharmaceutical formulation of the invention from an admixture of powdered and liquid ingredients. For example, a pharmaceutical composition comprising an admixture of a composition comprising amorphous Compound 1 and amorphous Compound 2 and one or more excipients selected from: a filler, a diluent, a binder, a glidant, a surfactant, a lubricant, a disintegrant, are weighed as per the formula set herein. Next, all of the intragranular ingredients are sifted and mixed in a high shear or low shear granulator using water or water with a surfactant or water with a binder or water with a surfactant and a binder to granulate the powder blend. A fluid other than water can also be used with or without surfactant and/or binder to granulate the powder blend. Next, the wet granules can optionally be milled using a suitable mill. Next, water may optionally be removed from the admixture by drying the ingredients in any suitable manner. Next, the dried granules can optionally be milled to the required size. Next, extra granular excipients can be added by blending (for example a filler, a diluent, and a disintegrant). Next, the sized granules can be further lubricated with magnesium stearate and a disintegrant, for example, croscarmellose sodium. Next, the granular composition of the invention can be sifted for sufficient time to obtain the correct size and then compressed on suitable punches into various pharmaceutical formulations in accordance with the invention. Optionally, the tablets can be coated with a film, colorant or other coating.

[0378] Each of the ingredients of this exemplary admixture is described above and in the Examples below. Furthermore, the admixture can comprise optional additives, such as, one or more colorants, one or more flavors, and/or one or more fragrances as described above and in the Examples below. In some embodiments, the relative concentrations (e.g., wt%) of each of these ingredients (and any optional additives) in the admixture are also presented above and in the Examples below. The ingredients constituting the admixture can be provided sequentially or in any combination of

additions; and, the ingredients or combination of ingredients can be provided in any order. In one embodiment, the lubricant is the last component added to the admixture.

[0379] In another embodiment, the admixture comprises a composition of amorphous Compound 1 and amorphous Compound 2, and any one or more of the excipients; a binder, a glidant, a surfactant, a diluent, a lubricant, a disintegrant, and a filler, wherein each of these ingredients is provided in a powder form (e.g., provided as particles having a mean or average diameter, measured by light scattering, of 250 μm or less (e.g., 150 μm or less, 100 μm or less, 50 μm or less, 45 μm or less, 40 μm or less, or 35 μm or less)). For instance, the admixture comprises a composition of amorphous Compound 1 and amorphous Compound 2, a diluent, a glidant, a surfactant, a lubricant, a disintegrant, and a filler, wherein each of these ingredients is provided in a powder form (e.g., provided as particles having a mean diameter, measured by light scattering, of 250 μm or less (e.g., 150 μm or less, 100 μm or less, 50 μm or less, 45 μm or less, 40 μm or less, or 35 μm or less)). In another example, the admixture comprises a composition of amorphous Compound 1, amorphous Compound 2, a diluent, a binder, a surfactant, a lubricant, a disintegrant, and a filler, wherein each of these ingredients is provided in a powder form (e.g., provided as particles having a mean diameter, measured by light scattering, of 250 μm or less (e.g., 150 μm or less, 100 μm or less, 50 μm or less, 45 μm or less, 40 μm or less, or 35 μm or less)).

[0380] In another embodiment, the admixture comprises a composition of amorphous Compound 1, amorphous Compound 2 and any combination of: a binder, a glidant, a diluent, a surfactant, a lubricant, a disintegrant, and a filler, wherein each of these ingredients is substantially free of water. Each of the ingredients comprises less than 5 wt% (e.g., less than 2 wt%, less than 1 wt%, less than 0.75 wt%, less than 0.5 wt%, or less than 0.25 wt%) of water by weight of the ingredient. For instance, the admixture comprises a composition of amorphous Compound 1, amorphous Compound 2, a diluent, a glidant, a surfactant, a lubricant, a disintegrant, and a filler, wherein each of these ingredients is substantially free of water. In some embodiments, each of the ingredients comprises less than 5 wt% (e.g., less than 2 wt%, less than 1 wt%, less than 0.75 wt%, less than 0.5 wt%, or less than 0.25 wt%) of water by weight of the ingredient.

[0381] In another embodiment, compressing the admixture into a tablet is accomplished by filling a form (e.g., a mold) with the admixture and applying pressure to admixture. This can be accomplished using a die press or other similar apparatus. In some embodiments, the admixture of amorphous Compound 1, amorphous Compound 2, and excipients can be first processed into granular form. The granules can then be sized and compressed into tablets or formulated for encapsulation according to known methods in the pharmaceutical art. It is also noted that the application of pressure to the admixture in the form can be repeated using the same pressure during each compression or using different pressures during the compressions. In another example, the admixture of powdered ingredients or granules can be compressed using a die press that applies sufficient pressure to form a tablet having a dissolution of about 50% or more at about 30 minutes (e.g., about 55% or more at about 30 minutes or about 60% or more at about 30 minutes). For instance, the admixture is compressed using a die press to produce a tablet hardness of at least about 5 kP (at least about 5.5 kP, at least about 6 kP, at least about 7 kP, at least about 10 kP, or at least 15 kP). In some instances, the admixture is compressed to produce a tablet hardness of between about 5 and 20 kP.

[0382] In some embodiments, tablets comprising a pharmaceutical composition as described herein can be coated with about 3.0 wt% of a film coating comprising a colorant by weight of the tablet. In certain instances, the colorant suspension or solution used to coat the tablets comprises about 20 %w/w of solids by weight of the colorant suspension or solution. In still further instances, the coated tablets can be labeled with a logo, other image or text.

[0383] In another embodiment, the method for producing a pharmaceutical composition comprises providing an admixture of a solid forms, e.g. an admixture of powdered and/or liquid ingredients, the admixture comprising amorphous Compound 1, amorphous Compound 2, and one or more excipients selected from: a binder, a glidant, a diluent, a surfactant, a lubricant, a disintegrant, and a filler; mixing the admixture until the admixture is substantially homogenous, and compressing or compacting the admixture into a granular form. Then the granular composition comprising amorphous Compound 1 and amorphous Compound 2 can be compressed into tablets as described above or in the Examples below. Alternatively, methods for producing a pharmaceutical composition comprise providing an admixture of amorphous Compound 1, amorphous Compound 2, and one or more excipients, e.g. a binder, a glidant, a diluent, a surfactant, a lubricant, a disintegrant, and a filler; mixing the admixture until the admixture is substantially homogenous, and compressing/compacting the admixture into a granular form using a roller compactor using a dry granulation composition as set forth in the Examples below or alternatively, compressed/compacted into granules using a high shear wet granule compaction process as set forth in the Examples below. Pharmaceutical formulations, for example a tablet as described herein, can be made using the granules prepared incorporating amorphous Compound 1 and amorphous Compound 2 in addition to the selected excipients described herein.

[0384] In some embodiments, the admixture is mixed by stirring, blending, shaking, or the like using hand mixing, a mixer, a blender, any combination thereof, or the like. When ingredients or combinations of ingredients are added sequentially, mixing can occur between successive additions, continuously throughout the ingredient addition, after the addition of all of the ingredients or combinations of ingredients, or any combination thereof. The admixture is mixed until it has a substantially homogenous composition.

[0385] In another embodiment, the present invention comprises jet milling amorphous Compound 1 and amorphous Compound 2 in a suitable, conventional milling apparatus using air pressure suitable to produce particles having a significant particle size fraction between 0.1 microns and 50 microns. In another embodiment, the particle size is between 0.1 microns and 20 microns. In another embodiment, the particle size is between 0.1 microns and 10 microns. In another embodiment, the particle size is between 1.0 microns and 5 microns. In still another embodiment, amorphous Compound 1 and amorphous Compound 2 have a particle size D50 of about 5 to about 100 microns. In still another embodiment, amorphous Compound 1 and amorphous Compound 2 have a particle size D50 of about 5 to about 30 microns. In still another embodiment amorphous Compound 1 and amorphous Compound 2 have a particle size D50 of 15 microns.

[0386] In various embodiments, an additional therapeutic agent(s) can be formulated together with amorphous Compound 1 and amorphous Compound 2 to form a unitary or single dose form, for example, a tablet.

[0387] Tablets prepared as above can be subjected to in vitro dissolution evaluations according to Test 711 "Dissolution" in United States Pharmacopoeia 29, United States Pharmacopeial Convention, Inc., Rockville, Md., 2005 ("USP"), to determine the rate at which the active substance is released from the dosage forms. The content of active substance and the impurity levels are conveniently measured by techniques such as high performance liquid chromatography (HPLC).

[0388] In some embodiments, the invention includes use of packaging materials such as containers and closures of high-density polyethylene (HDPE), low-density polyethylene (LDPE) and or polypropylene and/or glass, glassine foil, aluminum pouches, and blisters or strips composed of aluminum or high-density polyvinyl chloride (PVC), optionally including a desiccant, polyethylene (PE), polyvinylidene dichloride (PVDC), PVC/PE/PVDC, and the like. These package materials can be used to store the various pharmaceutical compositions and formulations in a sterile fashion after appropriate sterilization of the package and its contents using chemical or physical sterilization techniques commonly employed in the pharmaceutical arts.

V. METHODS OF TREATING CYSTIC FIBROSIS

[0389] The spray dried dispersions and pharmaceutical compositions described above are useful for treating cystic fibrosis. Accordingly, one aspect of the present invention provides a method of treating cystic fibrosis in a patient comprising administering to the patient any of the spray dried dispersions or the pharmaceutical compositions described above.

[0390] In some implementations, the patient is orally administered the spray dried dispersion or pharmaceutical composition.

[0391] And, some implementations further comprise administering to the patient an additional therapeutic agent that is absent from the spray dried dispersion or the pharmaceutical composition described above.

[0392] In some implementations, the additional therapeutic agent is administered before, after, or concurrently with the spray dried dispersion or the pharmaceutical composition described above.

A. Mutations

[0393] In one aspect, the invention provides a method of treating a CFTR-mediated disease in a patient comprising administering to the patient any of the spray dried dispersions or the pharmaceutical compositions described above wherein the patient possesses a human CFTR mutation selected from G178R, G551S, G970R, G1244E, S1255P, G1349D, S549N, S549R, S1251N, E193K, F1052V, G1069R, R117C, D110H, R347H, R352Q, E56K, P67L, L206W, A455E, D579G, S1235R, S945L, R1070W, F1074L, D110E, D1270N, D1152H, 1717-1G->A, 621+1G->T, 3120+1G->A, 1898+1G->A, 711+1G->T, 2622+1G->A, 405+1G->A, 406-1G->A, 4005+1G->A, 1812-1G->A, 1525-1G->A, 712-1G->T, 1248+1G->A, 1341+1G->A, 3121-1G->A, 4374+1G->T, 3850-1G->A, 2789+5G->A, 3849+10kbc->T, 3272-26A->G, 711+5G->A, 3120G->A, 1811+1.6kbA->G, 711+3A->G, 1898+3A->G, 1717-8G->A, 1342-2A->C, 405+3A->C, 1716G/A, 1811+1G->C, 1898+5G->T, 3850-3T->G, IVS14b+5G->A, 1898+1G->T, 4005+2T->C, and 621+3A->G.

[0394] In one aspect, the invention provides a method of treating a CFTR-mediated disease in a patient comprising administering to the patient any of the spray dried dispersions or the pharmaceutical compositions described above wherein the patient possesses a human CFTR mutation selected from G178R, G551S, G970R, G1244E, S1255P, G1349D, S549N, S549R, S1251N, E193K, F1052V, and G1069R. In one implementation of this aspect, the invention provides a method of treating a CFTR-mediated disease wherein the patient possesses a human CFTR mutation selected from G178R, G551S, G970R, G1244E, S1255P, G1349D, S549N, S549R, and S1251N. In another implementation of this aspect, the invention provides a method of treating a CFTR-mediated disease wherein the patient possesses a human CFTR mutation selected from E193K, F1052V, and G1069R. In some implementations of this aspect, the method produces a greater than 10-fold increase in chloride transport relative to baseline chloride transport.

[0395] In one aspect, the invention provides a method of treating a CFTR-mediated disease in a patient comprising administering to the patient any of the spray dried dispersions or the pharmaceutical compositions described above

wherein the patient possesses a human CFTR mutation selected from R117C, D110H, R347H, R352Q, E56K, P67L, L206W, A455E, D579G, S1235R, S945L, R1070W, F1074L, D110E, D1270N, and D1152H. In one implementation of this aspect, the method produces an increase in chloride transport which is greater or equal to 10% above the baseline chloride transport.

[0396] In one aspect, the invention provides a method of treating a CFTR-mediated disease in a patient comprising administering to the patient any of the spray dried dispersions or the pharmaceutical compositions described above wherein the patient possesses a human CFTR mutation selected from 1717-1G->A, 621+1G->T, 3120+1G->A, 1898+1G->A, 711+1G->T, 2622+1G->A, 405+1G->A, 406-1G->A, 4005+1G->A, 1812-1G->A, 1525-1G->A, 712-1G->T, 1248+1G->A, 1341+1G->A, 3121-1G->A, 4374+1G->T, 3850-1G->A, 2789+5G->A, 3849+10kbC->T, 3272-26A->G, 711+5G->A, 3120G->A, 1811+1.6kbA->G, 711+3A->G, 1898+3A->G, 1717-8G->A, 1342-2A->C, 405+3A->C, 1716G/A, 1811+1G->C, 1898+5G->T, 3850-3T->G, IVS14b+5G->A, 1898+1G->T, 4005+2T->C, and 621+3A->G. In one implementation of this aspect, the patient possesses a human CFTR mutation selected from 1717-1G->A, 1811+1.6kbA->G, 2789+5G->A, 3272-26A->G, and 3849+10kbC->T. In still another implementation of this aspect, the patient possesses a human CFTR mutation selected from 2789+5G->A and 3272-26A->G.

[0397] In one aspect, the invention provides a method of treating a CFTR-mediated disease in a patient comprising administering to the patient any of the spray dried dispersions or the pharmaceutical compositions described above wherein the patient possesses a human CFTR mutation selected from G178R, G551S, G970R, G1244E, S1255P, G1349D, S549N, S549R, S1251N, E193K, F1052V, G1069R, R117C, D110H, R347H, R352Q, E56K, P67L, L206W, A455E, D579G, S1235R, S945L, R1070W, F1074L, D110E, D1270N, D1152H, 1717-1G->A, 621+1G->T, 3120+1G->A, 1898+1G->A, 711+1G->T, 2622+1G->A, 405+1G->A, 406-1G->A, 4005+1G->A, 1812-1G->A, 1525-1G->A, 712-1G->T, 1248+1G->A, 1341+1G->A, 3121-1G->A, 4374+1G->T, 3850-1G->A, 2789+5G->A, 3849+10kbC->T, 3272-26A->G, 711+5G->A, 3120G->A, 1811+1.6kbA->G, 711+3A->G, 1898+3A->G, 1717-8G->A, 1342-2A->C, 405+3A->C, 1716G/A, 1811+1G->C, 1898+5G->T, 3850-3T->G, IVS14b+5G->A, 1898+1G->T, 4005+2T->C, and 621+3A->G, and a human CFTR mutation selected from Δ F508, R117H, and G551D.

[0398] In one aspect, the invention provides a method of treating a CFTR-mediated disease in a patient comprising administering to the patient any of the spray dried dispersions or the pharmaceutical compositions described above wherein the patient possesses a human CFTR mutation selected from G178R, G551S, G970R, G1244E, S1255P, G1349D, S549N, S549R, S1251N, E193K, F1052V, and G1069R, and a human CFTR mutation selected from Δ F508, R117H, and G551D. In one implementation of this aspect, the invention provides a method of treating a CFTR-mediated disease wherein the patient possesses a human CFTR mutation selected from G178R, G551S, G970R, G1244E, S1255P, G1349D, S549N, S549R, and S1251N, and a human CFTR mutation selected from Δ F508, R117H, and G551D. In another implementation of this aspect, the invention provides a method of treating a CFTR mediated disease wherein the patient possesses a human CFTR mutation selected from E193K, F1052V and G1069R, and a human CFTR mutation selected from Δ F508, R117H, and G551D. In some implementations of this aspect, the method produces a greater than 10-fold increase in chloride transport relative to baseline chloride transport.

[0399] In one aspect, the invention provides a method of treating a CFTR-mediated disease in a patient comprising administering to the patient any of the spray dried dispersions or the pharmaceutical compositions described above wherein the patient possesses a human CFTR mutation selected from R117C, D110H, R347H, R352Q, E56K, P67L, L206W, A455E, D579G, S1235R, S945L, R1070W, F1074L, D110E, D1270N, and D1152H, and a human CFTR mutation selected from Δ F508, R117H, and G551D. In one implementation of this aspect, the method produces an increase in chloride transport which is greater or equal to 10% above the baseline chloride transport.

[0400] In one aspect, the invention provides a method of treating a CFTR-mediated disease in a patient comprising administering to the patient any of the spray dried dispersions or the pharmaceutical compositions described above wherein the patient possesses a human CFTR mutation selected from 1717-1G->A, 621+1G->T, 3120+1G->A, 1898+1G->A, 711+1G->T, 2622+1G->A, 405+1G->A, 406-1G->A, 4005+1G->A, 1812-1G->A, 1525-1G->A, 712-1G->T, 1248+1G->A, 1341+1G->A, 3121-1G->A, 4374+1G->T, 3850-1G->A, 2789+5G->A, 3849+10kbC->T, 3272-26A->G, 711+5G->A, 3120G->A, 1811+1.6kbA->G, 711+3A->G, 1898+3A->G, 1717-8G->A, 1342-2A->C, 405+3A->C, 1716G/A, 1811+1G->C, 1898+5G->T, 3850-3T->G, IVS14b+5G->A, 1898+1G->T, 4005+2T->C, and 621+3A->G, and a human CFTR mutation selected from Δ F508, R117H, and G551D. In one implementation of this aspect, the patient possesses a human CFTR mutation selected from 1717-1G->A, 1811+1.6kbA->G, 2789+5G->A, 3272-26A->G, and 3849+10kbC->T, and a human CFTR mutation selected from Δ F508, R117H, and G551D. In still another implementation of this aspect, the patient possesses a human CFTR mutation selected from 2789+5G->A and 3272-26A->G, and a human CFTR mutation selected from Δ F508, R117H.

[0401] In one aspect, the invention provides a method of treating a CFTR-mediated disease in a patient comprising administering to the patient any of the spray dried dispersions or the pharmaceutical compositions described above wherein the patient possesses one or more human CFTR mutation selected from G178R, G551S, G970R, G1244E, S1255P, G1349D, S549N, S549R, S1251N, E193K, F1052V, G1069R, R117C, D110H, R347H, R352Q, E56K, P67L, L206W, A455E, D579G, S1235R, S945L, R1070W, F1074L, D110E, D1270N, D1152H, 1717-1G->A, 621+1G->T,

3120+1G->A, 1898+1G->A, 711+1G->T, 2622+1G->A, 405+1G->A, 406-1G->A, 4005+1G->A, 1812-1G->A, 1525-1G->A, 712-1G->T, 1248+1G->A, 1341+1G->A, 3121-1G->A, 4374+1G->T, 3850-1G->A, 2789+5G->A, 3849+10kbC->T, 3272-26A->G, 711+5G->A, 3120G->A, 1811+1.6kbA->G, 711+3A->G, 1898+3A->G, 1717-8G->A, 1342-2A->C, 405+3A->C, 1716G/A, 1811+1G->C, 1898+5G->T, 3850-3T->G, IVS14b+5G->A, 1898+1G->T, 4005+2T->C, and 621+3A->G, and a human CFTR mutation selected from Δ F508, R117H, and G551D.

[0402] In one aspect, the invention provides a method of treating a CFTR-mediated disease in a patient comprising administering to the patient any of the spray dried dispersions or the pharmaceutical compositions described above wherein the patient possesses one or more human CFTR mutations selected from G178R, G551S, G970R, G1244E, S1255P, G1349D, S549N, S549R, S1251N, E193K, F1052V, and G1069R. In one implementation of this aspect, the patient possesses one or more human CFTR mutations selected from G178R, G551S, G970R, G1244E, S1255P, G1349D, S549N, S549R, and S1251N. In another implementation of this aspect, the patient possesses one or more human CFTR mutations selected from E193K, F1052V, and G1069R. In some implementations of this aspect, the method produces a greater than 10-fold increase in chloride transport relative to baseline chloride transport.

[0403] In one aspect, the invention provides a method of treating a CFTR-mediated disease in a patient comprising administering to the patient any of the spray dried dispersions or the pharmaceutical compositions described above wherein the patient possesses one or more human CFTR mutations selected from R117C, D110H, R347H, R352Q, E56K, P67L, L206W, A455E, D579G, S1235R, S945L, R1070W, F1074L, D110E, D1270N, and D1152H. In one implementation of this aspect, the method produces an increase in chloride transport which is greater or equal to 10% above the baseline chloride transport.

[0404] In one aspect, the invention provides a method of treating a CFTR-mediated disease in a patient comprising administering to the patient any of the spray dried dispersions or the pharmaceutical compositions described above wherein the patient possesses one or more human CFTR mutations selected from 1717-1G->A, 621+1G->T, 3120+1G->A, 1898+1G->A, 711+1G->T, 2622+1G->A, 405+1G->A, 406-1G->A, 4005+1G->A, 1812-1G->A, 1525-1G->A, 712-1G->T, 1248+1G->A, 1341+1G->A, 3121-1G->A, 4374+1G->T, 3850-1G->A, 2789+5G->A, 3849+10kbC->T, 3272-26A->G, 711+5G->A, 3120G->A, 1811+1.6kbA->G, 711+3A->G, 1898+3A->G, 1717-8G->A, 1342-2A->C, 405+3A->C, 1716G/A, 1811+1G->C, 1898+5G->T, 3850-3T->G, IVS14b+5G->A, 1898+1G->T, 4005+2T->C, and 621+3A->G. In one implementation of this aspect, the patient possesses one or more human CFTR mutations selected from 1717-1G->A, 1811+1.6kbA->G, 2789+5G->A, 3272-26A->G, and 3849+10kbC->T. In still another implementation of this aspect, the patient possesses one or more human CFTR mutations selected from 2789+5G->A and 3272-26A->G.

[0405] In one aspect, the invention provides a method of treating a CFTR-mediated disease in a patient comprising administering to the patient any of the spray dried dispersions or the pharmaceutical compositions described above wherein the patient possesses one or more human CFTR mutation selected from G178R, G551S, G970R, G1244E, S1255P, G1349D, S549N, S549R, S1251N, E193K, F1052V, G1069R, R117C, D110H, R347H, R352Q, E56K, P67L, L206W, A455E, D579G, S1235R, S945L, R1070W, F1074L, D110E, D1270N, D1152H, 1717-1G->A, 621+1G->T, 3120+1G->A, 1898+1G->A, 711+1G->T, 2622+1G->A, 405+1G->A, 406-1G->A, 4005+1G->A, 1812-1G->A, 1525-1G->A, 712-1G->T, 1248+1G->A, 1341+1G->A, 3121-1G->A, 4374+1G->T, 3850-1G->A, 2789+5G->A, 3849+10kbC->T, 3272-26A->G, 711+5G->A, 3120G->A, 1811+1.6kbA->G, 711+3A->G, 1898+3A->G, 1717-8G->A, 1342-2A->C, 405+3A->C, 1716G/A, 1811+1G->C, 1898+5G->T, 3850-3T->G, IVS14b+5G->A, 1898+1G->T, 4005+2T->C, and 621+3A->G, and a human CFTR mutation selected from Δ F508, R117H, and G551D, and one or more human CFTR mutations selected from Δ F508, R117H, and G551D.

[0406] In one aspect, the invention provides a method of treating a CFTR-mediated disease in a patient comprising administering to the patient any of the spray dried dispersions or the pharmaceutical compositions described above wherein the patient possesses one or more human CFTR mutations selected from G178R, G551S, G970R, G1244E, S1255P, G1349D, S549N, S549R, S1251N, E193K, F1052V, and G1069R, and one or more human CFTR mutations selected from Δ F508, R117H, and G551D. In one implementation of this aspect, the patient possesses one or more human CFTR mutations selected from G178R, G551S, G970R, G1244E, S1255P, G1349D, S549N, S549R, and S1251N, and one or more human CFTR mutations selected from Δ F508, R117H, and G551D. In another implementation of this aspect, the patient possesses one or more human CFTR mutations selected from E193K, F1052V, and G1069R, and one or more human CFTR mutations selected from Δ F508, R117H, and G551D. In some implementations of this aspect, the method produces a greater than 10-fold increase in chloride transport relative to baseline chloride transport.

[0407] In one aspect, the invention provides a method of treating a CFTR-mediated disease in a patient comprising administering to the patient any of the spray dried dispersions or the pharmaceutical compositions described above wherein the patient possesses one or more human CFTR mutations selected from R117C, D110H, R347H, R352Q, E56K, P67L, L206W, A455E, D579G, S1235R, S945L, R1070W, F1074L, D110E, D1270N, and D1152H, and one or more human CFTR mutations selected from Δ F508, R117H, and G551D. In one implementation of this aspect, the method produces an increase in chloride transport which is greater or equal to 10% above the baseline chloride transport.

[0408] In one aspect, the invention provides a method of treating a CFTR-mediated disease in a patient comprising administering to the patient any of the spray dried dispersions or the pharmaceutical compositions described above

wherein the patient possesses one or more human CFTR mutations selected from 1717-1G->A, 621+1G->T, 3120+1G->A, 1898+1G->A, 711+1G->T, 2622+1G->A, 405+1G->A, 406-1G->A, 4005+1G->A, 1812-1G->A, 1525-1G->A, 712-1G->T, 1248+1G->A, 1341+1G->A, 3121-1G->A, 4374+1G->T, 3850-1G->A, 2789+5G->A, 3849+10kbC->T, 3272-26A->G, 711+5G->A, 3120G->A, 1811+1.6kbA->G, 711+3A->G, 1898+3A->G, 1717-8G->A, 1342-2A->C, 405+3A->C, 1716G/A, 1811+1G->C, 1898+5G->T, 3850-3T->G, IVS14b+5G->A, 1898+1G->T, 4005+2T->C, and 621+3A->G, and one or more human CFTR mutations selected from Δ F508, R117H, and G551D. In one implementation of this aspect, the patient possesses one or more human CFTR mutations selected from 1717-1G->A, 1811+1.6kbA->G, 2789+5G->A, 3272-26A->G, and 3849+10kbC->T, and one or more human CFTR mutations selected from Δ F508, R117H, and G551D. In still another implementation of this aspect, the patient possesses one or more human CFTR mutations selected from 2789+5G->A and 3272-26A->G, and one or more human CFTR mutations selected from Δ F508, R117H, and G551D.

[0409] In another aspect, the invention provides a method of treating a CFTR-mediated disease in a patient comprising administering to the patient any of the spray dried dispersions or the pharmaceutical compositions described above wherein the patient possesses a human CFTR mutation selected from R74W, R668C, S977F, L997F, K1060T, A1067T, R1070Q, R1066H, T338I, R334W, G85E, A46D, I336K, H1054D, M1V, E92K, V520F, H1085R, R560T, L927P, R560S, N1303K, M1101K, L1077P, R1066M, R1066C, L1065P, Y569D, A561E, A559T, S492F, L467P, R347P, and S341P.

[0410] In one implementation, the human CFTR mutation is selected from R74W, R668C, S977F, L997F, K1060T, A1067T, and R1070Q.

[0411] In one implementation, the human CFTR mutation is selected from R1066H, T338I, R334W, G85E, A46D, I336K, H1054D, M1V, E92K, V520F, H1085R, R560T, L927P, R560S, N1303K, M1101K, L1077P, R1066M, R1066C, L1065P, Y569D, A561E, A559T, S492F, L467P, R347P, and S341P.

[0412] In a further implementation, the human CFTR mutation is selected from R1066H, T338I, R334W, I336K, H1054D, M1V, E92K, and L927P. In another aspect, the patient possesses a human CFTR mutation selected from R74W, R668C, S977F, L997F, K1060T, A1067T, R1070Q, R1066H, T338I, R334W, G85E, A46D, I336K, H1054D, M1V, E92K, V520F, H1085R, R560T, L927P, R560S, N1303K, M1101K, L1077P, R1066M, R1066C, L1065P, Y569D, A561E, A559T, S492F, L467P, R347P, and S341P, and a human CFTR mutation selected from Δ F508, R117H, and G551D.

[0413] In one implementation, the patient possesses a human CFTR mutation selected from R74W, R668C, S977F, L997F, K1060T, A1067T, and R1070Q, and a human CFTR mutation selected from Δ F508, R117H, and G551D.

[0414] In one implementation, the patient possesses a human CFTR mutation selected from R1066H, T338I, R334W, G85E, A46D, I336K, H1054D, M1V, E92K, V520F, H1085R, R560T, L927P, R560S, N1303K, M1101K, L1077P, R1066M, R1066C, L1065P, Y569D, A561E, A559T, S492F, L467P, R347P, and S341P, and a human CFTR mutation selected from Δ F508, R117H, and G551D.

[0415] In a further implementation, the patient possesses a human CFTR mutation selected from R1066H, T338I, R334W, I336K, H1054D, M1V, E92K, and L927P, and a human CFTR mutation selected from Δ F508, R117H, and G551D.

[0416] In another aspect, the invention includes a method of treating a CFTR-mediated disease in a patient comprising administering to a patient any of the spray dried dispersions or the pharmaceutical compositions described above wherein the patient possesses possessing one or more human CFTR mutations selected from R74W, R668C, S977F, L997F, K1060T, A1067T, R1070Q, R1066H, T338I, R334W, G85E, A46D, I336K, H1054D, M1V, E92K, V520F, H1085R, R560T, L927P, R560S, N1303K, M1101K, L1077P, R1066M, R1066C, L1065P, Y569D, A561E, A559T, S492F, L467P, R347P, and S341P.

[0417] In one implementation, the patient possesses one or more human CFTR mutations selected from R74W, R668C, S977F, L997F, K1060T, A1067T, and R1070Q.

[0418] In one implementation, the patient possesses one or more human CFTR mutations selected from R1066H, T338I, R334W, G85E, A46D, I336K, H1054D, M1V, E92K, V520F, H1085R, R560T, L927P, R560S, N1303K, M1101K, L1077P, R1066M, R1066C, L1065P, Y569D, A561E, A559T, S492F, L467P, R347P, and S341P.

[0419] In a further implementation, the patient possesses one or more human CFTR mutations selected from R1066H, T338I, R334W, I336K, H1054D, M1V, E92K, and L927P.

[0420] In another aspect, the invention includes a method of treating a CFTR-mediated disease in a patient comprising administering to the patient any of the spray dried dispersions or the pharmaceutical compositions described above wherein the patient possesses one or more human CFTR mutations selected from R74W, R668C, S977F, L997F, K1060T, A1067T, R1070Q, R1066H, T338I, R334W, G85E, A46D, I336K, H1054D, M1V, E92K, V520F, H1085R, R560T, L927P, R560S, N1303K, M1101K, L1077P, R1066M, R1066C, L1065P, Y569D, A561E, A559T, S492F, L467P, R347P, and S341P, and one or more human CFTR mutations selected from Δ F508, R117H, and G551D.

[0421] In one implementation, the patient possesses one or more human CFTR mutations selected from R74W, R668C, S977F, L997F, K1060T, A1067T, and R1070Q, and one or more human CFTR mutations selected from Δ F508, R117H, and G551D.

[0422] In one implementation, the patient possesses one or more human CFTR mutations selected from R1066H, T338I, R334W, G85E, A46D, I336K, H1054D, M1V, E92K, V520F, H1085R, R560T, L927P, R560S, N1303K, M1101K,

L1077P, R1066M, R1066C, L1065P, Y569D, A561E, A559T, S492F, L467P, R347P, and S341P, and one or more human CFTR mutations selected from Δ F508, R117H, and G551D.

[0423] In a further implementation, the patient possesses one or more human CFTR mutations selected from R1066H, T338I, R334W, I336K, H1054D, M1V, E92K, and L927P, and one or more human CFTR mutations selected from Δ F508, R117H, and G551D.

[0424] In one aspect, the invention includes a method of treating a CFTR-mediated disease in a patient comprising administering to the patient any of the spray dried dispersions or the pharmaceutical compositions described above wherein the patient possesses a human CFTR mutation selected from R74W, R668C, S977F, L997F, K1060T, A1067T, R1070Q, R1066H, T338I, R334W, G85E, A46D, I336K, H1054D, M1V, E92K, V520F, H1085R, R560T, L927P, R560S, N1303K, M1101K, L1077P, R1066M, R1066C, L1065P, Y569D, A561E, A559T, S492F, L467P, R347P, and S341P.

[0425] In one implementation, the human CFTR mutation is selected from R74W, R668C, S977F, L997F, K1060T, A1067T, and R1070Q.

[0426] In one implementation, the human CFTR mutation is selected from R1066H, T338I, R334W, G85E, A46D, I336K, H1054D, M1V, E92K, V520F, H1085R, R560T, L927P, R560S, N1303K, M1101K, L1077P, R1066M, R1066C, L1065P, Y569D, A561E, A559T, S492F, L467P, R347P, and S341P.

[0427] In a further implementation, the human CFTR mutation is selected from R1066H, T338I, R334W, I336K, H1054D, M1V, E92K, and L927P.

[0428] In another aspect, the invention includes a method of treating a CFTR-mediated disease in a patient comprising administering to the patient any of the spray dried dispersions or the pharmaceutical compositions described above wherein the patient possesses a human CFTR mutation selected from R74W, R668C, S977F, L997F, K1060T, A1067T, R1070Q, R1066H, T338I, R334W, G85E, A46D, I336K, H1054D, M1V, E92K, V520F, H1085R, R560T, L927P, R560S, N1303K, M1101K, L1077P, R1066M, R1066C, L1065P, Y569D, A561E, A559T, S492F, L467P, R347P, and S341P, and a human CFTR mutation selected from Δ F508, R117H, and G551D.

[0429] In one implementation, the patient possesses a human CFTR mutation selected from R74W, R668C, S977F, L997F, K1060T, A1067T, and R1070Q, and a human CFTR mutation selected from Δ F508, R117H, and G551D.

[0430] In one implementation, the patient possesses a human CFTR mutation selected from R1066H, T338I, R334W, G85E, A46D, I336K, H1054D, M1V, E92K, V520F, H1085R, R560T, L927P, R560S, N1303K, M1101K, L1077P, R1066M, R1066C, L1065P, Y569D, A561E, A559T, S492F, L467P, R347P, and S341P, and a human CFTR mutation selected from Δ F508, R117H, and G551D.

[0431] In a further implementation, the patient possesses a human CFTR mutation selected from R1066H, T338I, R334W, I336K, H1054D, M1V, E92K, and L927P, and a human CFTR mutation selected from Δ F508, R117H, and G551D.

[0432] In another aspect, the invention includes a method of treating a CFTR-mediated disease in a patient comprising administering to the patient any of the spray dried dispersions or the pharmaceutical compositions described above wherein the patient possesses one or more human CFTR mutations selected from R74W, R668C, S977F, L997F, K1060T, A1067T, R1070Q, R1066H, T338I, R334W, G85E, A46D, I336K, H1054D, M1V, E92K, V520F, H1085R, R560T, L927P, R560S, N1303K, M1101K, L1077P, R1066M, R1066C, L1065P, Y569D, A561E, A559T, S492F, L467P, R347P, and S341P.

[0433] In one implementation, the patient possesses one or more human CFTR mutations selected from R74W, R668C, S977F, L997F, K1060T, A1067T, and R1070Q.

[0434] In one implementation, the patient possesses one or more human CFTR mutations selected from R1066H, T338I, R334W, G85E, A46D, I336K, H1054D, M1V, E92K, V520F, H1085R, R560T, L927P, R560S, N1303K, M1101K, L1077P, R1066M, R1066C, L1065P, Y569D, A561E, A559T, S492F, L467P, R347P, and S341P.

[0435] In another implementation, the patient possesses one or more human CFTR mutations selected from R1066H, T338I, R334W, I336K, H1054D, M1V, E92K, and L927P.

[0436] In another aspect, the invention includes a method of treating a CFTR-mediated disease in a patient comprising administering to the patient any of the spray dried dispersions or the pharmaceutical compositions described above wherein the patient possesses one or more human CFTR mutations selected from R74W, R668C, S977F, L997F, K1060T, A1067T, R1070Q, R1066H, T338I, R334W, G85E, A46D, I336K, H1054D, M1V, E92K, V520F, H1085R, R560T, L927P, R560S, N1303K, M1101K, L1077P, R1066M, R1066C, L1065P, Y569D, A561E, A559T, S492F, L467P, R347P, and S341P, and one or more human CFTR mutations selected from Δ F508, R117H, and G551D.

[0437] In one implementation, the patient possesses one or more human CFTR mutations selected from R74W, R668C, S977F, L997F, K1060T, A1067T, and R1070Q, and one or more human CFTR mutations selected from Δ F508, R117H, and G551D.

[0438] In one implementation, the patient possesses one or more human CFTR mutations selected from R1066H, T338I, R334W, G85E, A46D, I336K, H1054D, M1V, E92K, V520F, H1085R, R560T, L927P, R560S, N1303K, M1101K, L1077P, R1066M, R1066C, L1065P, Y569D, A561E, A559T, S492F, L467P, R347P, and S341P, and one or more human CFTR mutations selected from Δ F508, R117H, and G551D.

[0439] In a further implementation, the patient possesses one or more human CFTR mutations selected from R1066H,

T338I, R334W, I336K, H1054D, M1V, E92K, and L927P, and one or more human CFTR mutations selected from Δ F508, R117H, and G551D.

[0440] In one aspect, the invention includes a method of treating a CFTR-mediated disease in a patient comprising administering to the patient any of the spray dried dispersions or the pharmaceutical compositions described above wherein the patient possesses a human CFTR mutation selected from R74W, R668C, S977F, L997F, K1060T, A1067T, R1070Q, R1066H, T338I, R334W, G85E, A46D, I336K, H1054D, M1V, E92K, V520F, H1085R, R560T, L927P, R560S, N1303K, M1101K, L1077P, R1066M, R1066C, L1065P, Y569D, A561E, A559T, S492F, L467P, R347P, and S341P.

[0441] In one implementation, the human CFTR mutation is selected from R74W, R668C, S977F, L997F, K1060T, A1067T, and R1070Q.

[0442] In one implementation, the human CFTR mutation is selected from R1066H, T338I, R334W, G85E, A46D, I336K, H1054D, M1V, E92K, V520F, H1085R, R560T, L927P, R560S, N1303K, M1101K, L1077P, R1066M, R1066C, L1065P, Y569D, A561E, A559T, S492F, L467P, R347P, and S341P.

[0443] In a further implementation, the human CFTR mutation is selected from R1066H, T338I, R334W, I336K, H1054D, M1V, E92K, and L927P.

[0444] In another aspect, the invention includes a method of treating a CFTR-mediated disease in a patient comprising administering to the patient any of the spray dried dispersions or the pharmaceutical compositions described above wherein the patient possesses a human CFTR mutation selected from R74W, R668C, S977F, L997F, K1060T, A1067T, R1070Q, R1066H, T338I, R334W, G85E, A46D, I336K, H1054D, M1V, E92K, V520F, H1085R, R560T, L927P, R560S, N1303K, M1101K, L1077P, R1066M, R1066C, L1065P, Y569D, A561E, A559T, S492F, L467P, R347P, and S341P, and a human CFTR mutation selected from Δ F508, R117H, and G551D.

[0445] In one implementation, the patient possesses a human CFTR mutation selected from R74W, R668C, S977F, L997F, K1060T, A1067T, and R1070Q, and a human CFTR mutation selected from Δ F508, R117H, and G551D.

[0446] In one implementation, the patient possesses a human CFTR mutation selected from R1066H, T338I, R334W, G85E, A46D, I336K, H1054D, M1V, E92K, V520F, H1085R, R560T, L927P, R560S, N1303K, M1101K, L1077P, R1066M, R1066C, L1065P, Y569D, A561E, A559T, S492F, L467P, R347P, and S341P, and a human CFTR mutation selected from Δ F508, R117H, and G551D.

[0447] In another implementation, the patient possesses a human CFTR mutation selected from R1066H, T338I, R334W, I336K, H1054D, M1V, E92K, and L927P, and a human CFTR mutation selected from Δ F508, R117H, and G551D.

[0448] In another aspect, the invention includes a method of treating a CFTR-mediated disease in a patient administering to the patient any of the spray dried dispersions or the pharmaceutical compositions described above wherein the patient possesses one or more human CFTR mutations selected from R74W, R668C, S977F, L997F, K1060T, A1067T, R1070Q, R1066H, T338I, R334W, G85E, A46D, I336K, H1054D, M1V, E92K, V520F, H1085R, R560T, L927P, R560S, N1303K, M1101K, L1077P, R1066M, R1066C, L1065P, Y569D, A561E, A559T, S492F, L467P, R347P, and S341P.

[0449] In one implementation, the patient possesses one or more human CFTR mutations selected from R74W, R668C, S977F, L997F, K1060T, A1067T, and R1070Q.

[0450] In one implementation, the patient possesses one or more human CFTR mutations selected from R1066H, T338I, R334W, G85E, A46D, I336K, H1054D, M1V, E92K, V520F, H1085R, R560T, L927P, R560S, N1303K, M1101K, L1077P, R1066M, R1066C, L1065P, Y569D, A561E, A559T, S492F, L467P, R347P, and S341P.

[0451] In a further implementation, the patient possesses one or more human CFTR mutations selected from R1066H, T338I, R334W, I336K, H1054D, M1V, E92K, and L927P.

[0452] In another aspect, the invention includes a method of treating a CFTR-mediated disease in a patient comprising administering to the patient any of the spray dried dispersions or the pharmaceutical compositions described above wherein the patient possesses one or more human CFTR mutations selected from R74W, R668C, S977F, L997F, K1060T, A1067T, R1070Q, R1066H, T338I, R334W, G85E, A46D, I336K, H1054D, M1V, E92K, V520F, H1085R, R560T, L927P, R560S, N1303K, M1101K, L1077P, R1066M, R1066C, L1065P, Y569D, A561E, A559T, S492F, L467P, R347P, and S341P, and one or more human CFTR mutations selected from Δ F508, R117H, and G551D.

[0453] In one implementation, the patient possesses one or more human CFTR mutations selected from R74W, R668C, S977F, L997F, K1060T, A1067T, and R1070Q, and one or more human CFTR mutations selected from Δ F508, R117H, and G551D.

[0454] In one implementation, the patient possesses one or more human CFTR mutations selected from R1066H, T338I, R334W, G85E, A46D, I336K, H1054D, M1V, E92K, V520F, H1085R, R560T, L927P, R560S, N1303K, M1101K, L1077P, R1066M, R1066C, L1065P, Y569D, A561E, A559T, S492F, L467P, R347P, and S341P, and one or more human CFTR mutations selected from Δ F508, R117H, and G551D.

[0455] In a further implementation, the patient possesses one or more human CFTR mutations selected from R1066H, T338I, R334W, I336K, H1054D, M1V, E92K, and L927P, and one or more human CFTR mutations selected from Δ F508, R117H, and G551D.

[0456] In one aspect, the invention includes a method of treating a CFTR-mediated disease in a patient comprising administering to the patient any of the spray dried dispersions or the pharmaceutical compositions described above

wherein the patient possesses a human CFTR mutation selected from R74W, R668C, S977F, L997F, K1060T, A1067T, R1070Q, R1066H, T338I, R334W, G85E, A46D, I336K, H1054D, M1V, E92K, V520F, H1085R, R560T, L927P, R560S, N1303K, M1101K, L1077P, R1066M, R1066C, L1065P, Y569D, A561E, A559T, S492F, L467P, R347P, S341P, I507del, G1061R, G542X, W1282X, and 2184InsA.

[0457] In one implementation of this aspect, the human CFTR mutation is selected from R74W, R668C, S977F, L997F, K1060T, A1067T, R1070Q, I507del, G1061R, G542X, W1282X, and 2184InsA.

[0458] In another implementation of this aspect, the human CFTR mutation is selected from R1066H, T338I, R334W, G85E, A46D, I336K, H1054D, M1V, E92K, V520F, H1085R, R560T, L927P, R560S, N1303K, M1101K, L1077P, R1066M, R1066C, L1065P, Y569D, A561E, A559T, S492F, L467P, R347P, S341P, I507del, G1061R, G542X, W1282X, and 2184InsA.

[0459] In still another implementation of this aspect, the human CFTR mutation is selected from R1066H, T338I, R334W, I336K, H1054D, M1V, E92K, L927P, I507del, G1061R, G542X, W1282X, and 2184InsA.

[0460] In one aspect, the invention includes a method of treating a CFTR-mediated disease in a patient comprising administering to the patient any of the spray dried dispersions or the pharmaceutical compositions described above wherein the patient possesses a human CFTR mutation selected from R74W, R668C, S977F, L997F, K1060T, A1067T, R1070Q, R1066H, T338I, R334W, G85E, A46D, I336K, H1054D, M1V, E92K, V520F, H1085R, R560T, L927P, R560S, N1303K, M1101K, L1077P, R1066M, R1066C, L1065P, Y569D, A561E, A559T, S492F, L467P, R347P, S341P, I507del, G1061R, G542X, W1282X, and 2184InsA, and a human CFTR mutation selected from Δ F508, R117H, and G551D.

[0461] In one implementation of this aspect, the patient possesses a human CFTR mutation selected from R74W, R668C, S977F, L997F, K1060T, A1067T, R1070Q, I507del, G1061R, G542X, W1282X, and 2184InsA, and a human CFTR mutation selected from Δ F508, R117H, and G551D.

[0462] In another implementation of this aspect, the patient possesses a human CFTR mutation selected from R1066H, T338I, R334W, G85E, A46D, I336K, H1054D, M1V, E92K, V520F, H1085R, R560T, L927P, R560S, N1303K, M1101K, L1077P, R1066M, R1066C, L1065P, Y569D, A561E, A559T, S492F, L467P, R347P, S341P, I507del, G1061R, G542X, W1282X, and 2184InsA, and a human CFTR mutation selected from Δ F508, R117H, and G551D.

[0463] In still another implementation of this aspect, the patient possesses a human CFTR mutation selected from R1066H, T338I, R334W, I336K, H1054D, M1V, E92K, L927P, I507del, G1061R, G542X, W1282X, and 2184InsA, and a human CFTR mutation selected from Δ F508, R117H, and G551D.

[0464] In one aspect, the invention includes a method of treating a CFTR-mediated disease in a patient comprising administering to the patient any of the spray dried dispersions or the pharmaceutical compositions described above wherein the patient possesses one or more human CFTR mutations selected from R74W, R668C, S977F, L997F, K1060T, A1067T, R1070Q, R1066H, T338I, R334W, G85E, A46D, I336K, H1054D, M1V, E92K, V520F, H1085R, R560T, L927P, R560S, N1303K, M1101K, L1077P, R1066M, R1066C, L1065P, Y569D, A561E, A559T, S492F, L467P, R347P, S341P, I507del, G1061R, G542X, W1282X, and 2184InsA.

[0465] In one implementation of this aspect, the patient possesses one or more human CFTR mutations selected from R74W, R668C, S977F, L997F, K1060T, A1067T, R1070Q, I507del, G1061R, G542X, W1282X, and 2184InsA.

[0466] In another implementation of this aspect, the patient possesses one or more human CFTR mutations selected from R1066H, T338I, R334W, G85E, A46D, I336K, H1054D, M1V, E92K, V520F, H1085R, R560T, L927P, R560S, N1303K, M1101K, L1077P, R1066M, R1066C, L1065P, Y569D, A561E, A559T, S492F, L467P, R347P, S341P, I507del, G1061R, G542X, W1282X, and 2184InsA.

[0467] In still another implementation of this aspect, the patient possesses one or more human CFTR mutations selected from R1066H, T338I, R334W, I336K, H1054D, M1V, E92K, L927P, I507del, G1061R, G542X, W1282X, and 2184InsA.

[0468] In one aspect, the invention includes a method of treating a CFTR-mediated disease in a patient comprising administering to the patient any of the spray dried dispersions or the pharmaceutical compositions described above wherein the patient possesses one or more human CFTR mutations selected from R74W, R668C, S977F, L997F, K1060T, A1067T, R1070Q, R1066H, T338I, R334W, G85E, A46D, I336K, H1054D, M1V, E92K, V520F, H1085R, R560T, L927P, R560S, N1303K, M1101K, L1077P, R1066M, R1066C, L1065P, Y569D, A561E, A559T, S492F, L467P, R347P, S341P, I507del, G1061R, G542X, W1282X, and 2184InsA, and one or more human CFTR mutations selected from Δ F508, R117H, and G551D.

[0469] In one implementation of this aspect, the patient possesses one or more human CFTR mutations selected from R74W, R668C, S977F, L997F, K1060T, A1067T, R1070Q, I507del, G1061R, G542X, W1282X, and 2184InsA, and one or more human CFTR mutations selected from Δ F508, R117H, and G551D.

[0470] In another implementation of this aspect, the patient possesses one or more human CFTR mutations selected from R1066H, T338I, R334W, G85E, A46D, I336K, H1054D, M1V, E92K, V520F, H1085R, R560T, L927P, R560S, N1303K, M1101K, L1077P, R1066M, R1066C, L1065P, Y569D, A561E, A559T, S492F, L467P, R347P, S341P, I507del, G1061R, G542X, W1282X, and 2184InsA, and one or more human CFTR mutations selected from Δ F508, R117H, and G551D.

[0471] In still another implementation of this aspect, the patient possesses one or more human CFTR mutations selected from R1066H, T338I, R334W, I336K, H1054D, M1V, E92K, L927P, I507del, G1061R, G542X, W1282X, and 2184InsA, and one or more human CFTR mutations selected from Δ F508, R117H, and G551D.

[0472] In one aspect, the invention includes a method of treating a CFTR-mediated disease in a patient comprising administering to the patient any of the spray dried dispersions or the pharmaceutical compositions described above wherein the patient possesses a human CFTR mutation selected from R74W, R668C, S977F, L997F, K1060T, A1067T, R1070Q, R1066H, T338I, R334W, G85E, A46D, I336K, H1054D, M1V, E92K, V520F, H1085R, R560T, L927P, R560S, N1303K, M1101K, L1077P, R1066M, R1066C, L1065P, Y569D, A561E, A559T, S492F, L467P, R347P, S341P, I507del, G1061R, G542X, W1282X, and 2184InsA.

[0473] In one implementation of this aspect, the human CFTR mutation is selected from R74W, R668C, S977F, L997F, K1060T, A1067T, R1070Q, I507del, G1061R, G542X, W1282X, and 2184InsA.

[0474] In another implementation of this aspect, the human CFTR mutation is selected from R1066H, T338I, R334W, G85E, A46D, I336K, H1054D, M1V, E92K, V520F, H1085R, R560T, L927P, R560S, N1303K, M1101K, L1077P, R1066M, R1066C, L1065P, Y569D, A561E, A559T, S492F, L467P, R347P, S341P, I507del, G1061R, G542X, W1282X, and 2184InsA.

[0475] In still another implementation of this aspect, the human CFTR mutation is selected from R1066H, T338I, R334W, I336K, H1054D, M1V, E92K, L927P, I507del, G1061R, G542X, W1282X, and 2184InsA.

[0476] In one aspect, the invention includes a method of treating a CFTR-mediated disease in a patient comprising administering to the patient any of the spray dried dispersions or the pharmaceutical compositions described above wherein the patient possesses a human CFTR mutation selected from R74W, R668C, S977F, L997F, K1060T, A1067T, R1070Q, R1066H, T338I, R334W, G85E, A46D, I336K, H1054D, M1V, E92K, V520F, H1085R, R560T, L927P, R560S, N1303K, M1101K, L1077P, R1066M, R1066C, L1065P, Y569D, A561E, A559T, S492F, L467P, R347P, S341P, I507del, G1061R, G542X, W1282X, and 2184InsA, and a human CFTR mutation selected from Δ F508, R117H, and G551D.

[0477] In one implementation of this aspect, the patient possesses a human CFTR mutation selected from R74W, R668C, S977F, L997F, K1060T, A1067T, R1070Q, I507del, G1061R, G542X, W1282X, and 2184InsA, and a human CFTR mutation selected from Δ F508, R117H, and G551D.

[0478] In another implementation of this aspect, the patient possesses a human CFTR mutation selected from R1066H, T338I, R334W, G85E, A46D, I336K, H1054D, M1V, E92K, V520F, H1085R, R560T, L927P, R560S, N1303K, M1101K, L1077P, R1066M, R1066C, L1065P, Y569D, A561E, A559T, S492F, L467P, R347P, S341P, I507del, G1061R, G542X, W1282X, and 2184InsA, and a human CFTR mutation selected from Δ F508, R117H, and G551D.

[0479] In still another implementation of this aspect, the patient possesses a human CFTR mutation selected from R1066H, T338I, R334W, I336K, H1054D, M1V, E92K, L927P, I507del, G1061R, G542X, W1282X, and 2184InsA, and a human CFTR mutation selected from Δ F508, R117H, and G551D.

[0480] In one aspect, the invention includes a method of treating a CFTR-mediated disease in a patient comprising administering to the patient any of the spray dried dispersions or the pharmaceutical compositions described above wherein the patient possesses one or more human CFTR mutations selected from R74W, R668C, S977F, L997F, K1060T, A1067T, R1070Q, R1066H, T338I, R334W, G85E, A46D, I336K, H1054D, M1V, E92K, V520F, H1085R, R560T, L927P, R560S, N1303K, M1101K, L1077P, R1066M, R1066C, L1065P, Y569D, A561E, A559T, S492F, L467P, R347P, S341P, I507del, G1061R, G542X, W1282X, and 2184InsA.

[0481] In one implementation of this aspect, the patient possesses one or more human CFTR mutations selected from R74W, R668C, S977F, L997F, K1060T, A1067T, R1070Q, I507del, G1061R, G542X, W1282X, and 2184InsA.

[0482] In another implementation of this aspect, the patient possesses one or more human CFTR mutations selected from R1066H, T338I, R334W, G85E, A46D, I336K, H1054D, M1V, E92K, V520F, H1085R, R560T, L927P, R560S, N1303K, M1101K, L1077P, R1066M, R1066C, L1065P, Y569D, A561E, A559T, S492F, L467P, R347P, S341P, I507del, G1061R, G542X, W1282X, and 2184InsA.

[0483] In still another implementation of this aspect, wherein the patient possesses one or more human CFTR mutations selected from R1066H, T338I, R334W, I336K, H1054D, M1V, E92K, L927P, I507del, G1061R, G542X, W1282X, and 2184InsA.

[0484] In one aspect, the invention includes a method of treating a CFTR-mediated disease in a patient comprising administering to the patient any of the spray dried dispersions or the pharmaceutical compositions described above wherein the patient possesses one or more human CFTR mutations selected from R74W, R668C, S977F, L997F, K1060T, A1067T, R1070Q, R1066H, T338I, R334W, G85E, A46D, I336K, H1054D, M1V, E92K, V520F, H1085R, R560T, L927P, R560S, N1303K, M1101K, L1077P, R1066M, R1066C, L1065P, Y569D, A561E, A559T, S492F, L467P, R347P, S341P, I507del, G1061R, G542X, W1282X, and 2184InsA, and one or more human CFTR mutations selected from Δ F508, R117H, and G551D.

[0485] In one implementation of this aspect, the patient possesses one or more human CFTR mutations selected from R74W, R668C, S977F, L997F, K1060T, A1067T, R1070Q, I507del, G1061R, G542X, W1282X, and 2184InsA, and one or more human CFTR mutations selected from Δ F508, R117H, and G551D.

[0486] In another implementation of this aspect, the patient possesses one or more human CFTR mutations selected from R1066H, T338I, R334W, G85E, A46D, I336K, H1054D, M1V, E92K, V520F, H1085R, R560T, L927P, R560S, N1303K, M1101K, L1077P, R1066M, R1066C, L1065P, Y569D, A561E, A559T, S492F, L467P, R347P, S341P, I507del, G1061R, G542X, W1282X, and 2184InsA, and one or more human CFTR mutations selected from Δ F508, R117H, and G551D.

[0487] In still another implementation of this aspect, the patient possesses one or more human CFTR mutations selected from R1066H, T338I, R334W, I336K, H1054D, M1V, E92K, L927P, I507del, G1061R, G542X, W1282X, and 2184InsA, and one or more human CFTR mutations selected from Δ F508, R117H, and G551D.

[0488] In one aspect, the invention includes a method of treating a CFTR-mediated disease in a patient comprising administering to the patient any of the spray dried dispersions or the pharmaceutical compositions described above wherein the patient possesses a human CFTR mutation selected from R74W, R668C, S977F, L997F, K1060T, A1067T, R1070Q, R1066H, T338I, R334W, G85E, A46D, I336K, H1054D, M1V, E92K, V520F, H1085R, R560T, L927P, R560S, N1303K, M1101K, L1077P, R1066M, R1066C, L1065P, Y569D, A561E, A559T, S492F, L467P, R347P, S341P, I507del, G1061R, G542X, W1282X, and 2184InsA.

[0489] In one implementation of this aspect, the human CFTR mutation is selected from R74W, R668C, S977F, L997F, K1060T, A1067T, R1070Q, I507del, G1061R, G542X, W1282X, and 2184InsA.

[0490] In another implementation of this aspect, the human CFTR mutation is selected from R1066H, T338I, R334W, G85E, A46D, I336K, H1054D, M1V, E92K, V520F, H1085R, R560T, L927P, R560S, N1303K, M1101K, L1077P, R1066M, R1066C, L1065P, Y569D, A561E, A559T, S492F, L467P, R347P, S341P, I507del, G1061R, G542X, W1282X, and 2184InsA.

[0491] In still another implementation of this aspect, the human CFTR mutation is selected from R1066H, T338I, R334W, I336K, H1054D, M1V, E92K, L927P, I507del, G1061R, G542X, W1282X, and 2184InsA.

[0492] In one aspect, the invention includes a method of treating a CFTR-mediated disease in a patient comprising administering to the patient any of the spray dried dispersions or the pharmaceutical compositions described above wherein the patient possesses a human CFTR mutation selected from R74W, R668C, S977F, L997F, K1060T, A1067T, R1070Q, R1066H, T338I, R334W, G85E, A46D, I336K, H1054D, M1V, E92K, V520F, H1085R, R560T, L927P, R560S, N1303K, M1101K, L1077P, R1066M, R1066C, L1065P, Y569D, A561E, A559T, S492F, L467P, R347P, S341P, I507del, G1061R, G542X, W1282X, and 2184InsA, and a human CFTR mutation selected from Δ F508, R117H, and G551D.

[0493] In one implementation of this aspect, the patient possesses a human CFTR mutation selected from R74W, R668C, S977F, L997F, K1060T, A1067T, R1070Q, I507del, G1061R, G542X, W1282X, and 2184InsA, and a human CFTR mutation selected from Δ F508, R117H, and G551D.

[0494] In another implementation of this aspect, the patient possesses a human CFTR mutation selected from R1066H, T338I, R334W, G85E, A46D, I336K, H1054D, M1V, E92K, V520F, H1085R, R560T, L927P, R560S, N1303K, M1101K, L1077P, R1066M, R1066C, L1065P, Y569D, A561E, A559T, S492F, L467P, R347P, S341P, I507del, G1061R, G542X, W1282X, and 2184InsA, and a human CFTR mutation selected from Δ F508, R117H, and G551D.

[0495] In still another implementation of this aspect, the patient possesses a human CFTR mutation selected from R1066H, T338I, R334W, I336K, H1054D, M1V, E92K, L927P, I507del, G1061R, G542X, W1282X, and 2184InsA, and a human CFTR mutation selected from Δ F508, R117H, and G551D.

[0496] In one aspect, the invention includes a method of treating a CFTR-mediated disease in a patient comprising administering to the patient any of the spray dried dispersions or the pharmaceutical compositions described above wherein the patient possesses one or more human CFTR mutations selected from R74W, R668C, S977F, L997F, K1060T, A1067T, R1070Q, R1066H, T338I, R334W, G85E, A46D, I336K, H1054D, M1V, E92K, V520F, H1085R, R560T, L927P, R560S, N1303K, M1101K, L1077P, R1066M, R1066C, L1065P, Y569D, A561E, A559T, S492F, L467P, R347P, S341P, I507del, G1061R, G542X, W1282X, and 2184InsA.

[0497] In one implementation of this aspect, the patient possesses one or more human CFTR mutations selected from R74W, R668C, S977F, L997F, K1060T, A1067T, R1070Q, I507del, G1061R, G542X, W1282X, and 2184InsA.

[0498] In another implementation of this aspect, the patient possesses one or more human CFTR mutations selected from R1066H, T338I, R334W, G85E, A46D, I336K, H1054D, M1V, E92K, V520F, H1085R, R560T, L927P, R560S, N1303K, M1101K, L1077P, R1066M, R1066C, L1065P, Y569D, A561E, A559T, S492F, L467P, R347P, S341P, I507del, G1061R, G542X, W1282X, and 2184InsA.

[0499] In still another implementation of this aspect, the patient possesses one or more human CFTR mutations selected from R1066H, T338I, R334W, I336K, H1054D, M1V, E92K, L927P, I507del, G1061R, G542X, W1282X, and 2184InsA.

[0500] In one aspect, the invention includes a method of treating a CFTR-mediated disease in a patient comprising administering to the patient any of the spray dried dispersions or the pharmaceutical compositions described above wherein the patient possesses one or more human CFTR mutations selected from R74W, R668C, S977F, L997F, K1060T, A1067T, R1070Q, R1066H, T338I, R334W, G85E, A46D, I336K, H1054D, M1V, E92K, V520F, H1085R, R560T, L927P, R560S, N1303K, M1101K, L1077P, R1066M, R1066C, L1065P, Y569D, A561E, A559T, S492F, L467P, R347P,

S341P, I507del, G1061R, G542X, W1282X, and 2184InsA, and one or more human CFTR mutations selected from Δ F508, R117H, and G551D.

[0501] In one implementation of this aspect, the patient possesses one or more human CFTR mutations selected from R74W, R668C, S977F, L997F, K1060T, A1067T, R1070Q, I507del, G1061R, G542X, W1282X, and 2184InsA, and one or more human CFTR mutations selected from Δ F508, R117H, and G551D.

[0502] In another implementation of this aspect, the patient possesses one or more human CFTR mutations selected from R1066H, T338I, R334W, G85E, A46D, I336K, H1054D, M1V, E92K, V520F, H1085R, R560T, L927P, R560S, N1303K, M1101K, L1077P, R1066M, R1066C, L1065P, Y569D, A561E, A559T, S492F, L467P, R347P, S341P, I507del, G1061R, G542X, W1282X, and 2184InsA, and one or more human CFTR mutations selected from Δ F508, R117H, and G551D.

[0503] In still another implementation of this aspect, the patient possesses one or more human CFTR mutations selected from R1066H, T338I, R334W, I336K, H1054D, M1V, E92K, L927P, I507del, G1061R, G542X, W1282X, and 2184InsA, and one or more human CFTR mutations selected from Δ F508, R117H, and G551D.

[0504] In one aspect, the invention also provides a method of treating, lessening the severity of, or symptomatically treating a disease in a patient, the method comprising administering an effective amount of the spray dried dispersion or pharmaceutical composition of the invention to the patient, preferably a mammal, wherein the disease is selected from cystic fibrosis, asthma, smoke induced COPD, chronic bronchitis, rhinosinusitis, constipation, pancreatitis, pancreatic insufficiency, male infertility caused by congenital bilateral absence of the vas deferens (CBAVD), mild pulmonary disease, idiopathic pancreatitis, allergic bronchopulmonary aspergillosis (ABPA), liver disease, hereditary emphysema, hereditary hemochromatosis, coagulation-fibrinolysis deficiencies, such as protein C deficiency, Type 1 hereditary angioedema, lipid processing deficiencies, such as familial hypercholesterolemia, Type 1 chylomicronemia, abetalipoproteinemia, lysosomal storage diseases, such as I-cell disease/pseudo-Hurler, mucopolysaccharidoses, Sandhof/Tay-Sachs, Crigler-Najjar type II, polyendocrinopathy/hyperinsulemia, Diabetes mellitus, Laron dwarfism, myeloperoxidase deficiency, primary hypoparathyroidism, melanoma, glycanosis CDG type 1, congenital hyperthyroidism, osteogenesis imperfecta, hereditary hypofibrinogenemia, ACT deficiency, Diabetes insipidus (DI), neurophyseal DI, neprogenic DI, Charcot-Marie Tooth syndrome, Perlizaeus-Merzbacher disease, neurodegenerative diseases such as Alzheimer's disease, Parkinson's disease, amyotrophic lateral sclerosis, progressive supranuclear palsy, Pick's disease, several polyglutamine neurological disorders such as Huntington's, spinocerebellar ataxia type I, spinal and bulbar muscular atrophy, dentatorubal pallidoluyian, and myotonic dystrophy, as well as spongiform encephalopathies, such as hereditary Creutzfeldt-Jakob disease (due to prion protein processing defect), Fabry disease, Straussler-Scheinker syndrome, COPD, dry-eye disease, or Sjogren's disease, osteoporosis, osteopenia, bone healing and bone growth (including bone repair, bone regeneration, reducing bone resorption and increasing bone deposition), Gorham's Syndrome, chloride channelopathies such as myotonia congenita (Thomson and Becker forms), Bartter's syndrome type III, Dent's disease, hyperekplexia, epilepsy, lysosomal storage disease, Angelman syndrome, and Primary Ciliary Dyskinesia (PCD), a term for inherited disorders of the structure and/or function of cilia, including PCD with situs inversus (also known as Kartagener syndrome), PCD without situs inversus and ciliary aplasia.

[0505] In one aspect, the invention also provides a method of treating, lessening the severity of, or symptomatically treating a disease in a patient comprising administering an effective amount of the spray dried dispersion or pharmaceutical composition of the invention to the patient, preferably a mammal, wherein the disease is selected from generalized epilepsy with febrile seizures plus (GEFS+), general epilepsy with febrile and afebrile seizures, myotonia, paramyotonia congenital, potassium-aggravated myotonia, hyperkalemic periodic paralysis, LQTS, LQTS/Brugada syndrome, autosomal-dominant LQTS with deafness, autosomal-recessive LQTS, LQTS with dysmorphic features, congenital and acquired LQTS, Timothy syndrome, persistent hyperinsulinemic hypoglycemia of infancy, dilated cardiomyopathy, autosomal-dominant LQTS, Dent disease, Osteopetrosis, Bartter syndrome type III, central core disease, malignant hyperthermia, and catecholaminergic polymorphic tachycardia.

[0506] In one aspect, the present invention is directed to a method of treating, lessening the severity of, or symptomatically treating cystic fibrosis in a patient comprising administering an effective amount of the spray dried dispersion or pharmaceutical composition of the invention to the patient, preferably a mammal, wherein the patient possesses the CFTR genetic mutation N1303K, Δ I507, or R560T.

[0507] In one aspect, the present invention is directed to a method of treating, lessening the severity of, or symptomatically treating cystic fibrosis in a patient comprising administering an effective amount of the spray dried dispersion or pharmaceutical composition of the invention to the patient, preferably a mammal, wherein the patient possesses the CFTR genetic mutation G551D. In another implementation, the patient is homozygous in G551D. In another implementation, the patient is heterozygous in G551D wherein the other CFTR genetic mutation is any one of Δ F508, G542X, N1303K, W1282X, R117H, R553X, 1717-1G->A, 621+1G->T, 2789+5G->A, 3849+10kbc->T, R1162X, G85E, 3120+1G->A, Δ I507, 1898+1G->A, 3659delC, R347P, R560T, R334W, A455E, 2184delA, or 711+1G->T.

[0508] In one aspect, the present invention is directed to a method of treating, lessening the severity of, or symptomatically treating cystic fibrosis in a patient comprising administering an effective amount of the spray dried dispersion

or pharmaceutical composition of the invention to the patient, preferably a mammal, wherein the patient possesses the CFTR genetic mutation $\Delta F508$. In another implementation, the patient is homozygous in $\Delta F508$. In another implementation, the patient is heterozygous in $\Delta F508$ wherein the other CFTR genetic mutation is any one of G551D, G542X, N1303K, W1282X, R117H, R553X, 1717-1G->A, 621+1G->T, 2789+5G->A, 3849+10kbC->T, R1162X, G85E, 3120+1G->A, $\Delta I507$, 1898+1G->A, 3659delC, R347P, R560T, R334W, A455E, 2184delA, or 711+1G->T.

[0509] In one aspect, the present invention is directed to a method of treating, lessening the severity of, or symptomatically treating cystic fibrosis in a patient comprising administering an effective amount of the spray dried dispersion or pharmaceutical composition of the invention to the patient, preferably a mammal, wherein the patient possesses the CFTR genetic mutation selected from G178R, G551S, G970R, G1244E, S1255P, G1349D, S549N, S549R, S1251N, E193K, F1052V, G1069R, R117C, D110H, R347H, R352Q, E56K, P67L, L206W, A455E, D579G, S1235R, S945L, R1070W, F1074L, D110E, D1270N, D1152H, 1717-1G->A, 621+1G->T, 3120+1G->A, 1898+1G->A, 711+1G->T, 2622+1G->A, 405+1G->A, 406-1G->A, 4005+1G->A, 1812-1G->A, 1525-1G->A, 712-1G->T, 1248+1G->A, 1341+1G->A, 3121-1G->A, 4374+1G->T, 3850-1G->A, 2789+5G->A, 3849+10kbC->T, 3272-26A->G, 711+5G->A, 3120G->A, 1811+1.6kbA->G, 711+3A->G, 1898+3A->G, 1717-8G->A, 1342-2A->C, 405+3A->C, 1716G/A, 1811+1G->C, 1898+5G->T, 3850-3T->G, IVS14b+5G->A, 1898+1G->T, 4005+2T->C, and 621+3A->G.

[0510] In one aspect, the present invention is directed to a method of treating, lessening the severity of, or symptomatically treating cystic fibrosis in a patient comprising administering an effective amount of the spray dried dispersion or pharmaceutical composition of the invention to the patient, preferably a mammal, wherein the patient possesses the CFTR genetic mutation selected from G178R, G551S, G970R, G1244E, S1255P, G1349D, S549N, S549R, S1251N, E193K, F1052V, and G1069R. In one implementation of this aspect, the invention provides a method of treating a CFTR mediated disease comprising administering a spray dried dispersion, as described above, to a patient possessing a human CFTR mutation selected from G178R, G551S, G970R, G1244E, S1255P, G1349D, S549N, S549R, and S1251N. In one aspect, the present invention is directed to a method of treating, lessening the severity of, or symptomatically treating cystic fibrosis in a patient comprising administering an effective amount of the spray dried dispersion or pharmaceutical composition of the invention to the patient, preferably a mammal, wherein the patient possesses the CFTR genetic mutation selected from E193K, F1052V, and G1069R. In some implementations of this aspect, the method produces a greater than 10-fold increase in chloride transport relative to baseline chloride transport.

[0511] In one aspect, the present invention is directed to a method of treating, lessening the severity of, or symptomatically treating cystic fibrosis in a patient comprising administering an effective amount of the spray dried dispersion or pharmaceutical composition of the invention to the patient, preferably a mammal, wherein the patient possesses the CFTR genetic mutation selected from R117C, D110H, R347H, R352Q, E56K, P67L, L206W, A455E, D579G, S1235R, S945L, R1070W, F1074L, D110E, D1270N, and D1152H. In one embodiment of this aspect, the method produces an increase in chloride transport which is greater or equal to 10% above the baseline chloride transport.

[0512] In one aspect, the present invention is directed to a method of treating, lessening the severity of, or symptomatically treating cystic fibrosis in a patient comprising administering an effective amount of the spray dried dispersion or pharmaceutical composition of the invention to the patient, preferably a mammal, wherein the patient possesses the CFTR genetic mutation selected from 1717-1G->A, 621+1G->T, 3120+1G->A, 1898+1G->A, 711+1G->T, 2622+1G->A, 405+1G->A, 406-1G->A, 4005+1G->A, 1812-1G->A, 1525-1G->A, 712-1G->T, 1248+1G->A, 1341+1G->A, 3121-1G->A, 4374+1G->T, 3850-1G->A, 2789+5G->A, 3849+10kbC->T, 3272-26A->G, 711+5G->A, 3120G->A, 1811+1.6kbA->G, 711+3A->G, 1898+3A->G, 1717-8G->A, 1342-2A->C, 405+3A->C, 1716G/A, 1811+1G->C, 1898+5G->T, 3850-3T->G, IVS14b+5G->A, 1898+1G->T, 4005+2T->C, and 621+3A->G. In one aspect, the present invention is directed to a method of treating, lessening the severity of, or symptomatically treating cystic fibrosis in a patient comprising administering an effective amount of the spray dried dispersion or pharmaceutical composition of the invention to the patient, preferably a mammal, wherein the patient possesses the CFTR genetic mutation selected from 1717-1G->A, 1811+1.6kbA->G, 2789+5G->A, 3272-26A->G, and 3849+10kbC->T. In one aspect, the present invention is directed to a method of treating, lessening the severity of, or symptomatically treating cystic fibrosis in a patient comprising administering an effective amount of the spray dried dispersion or pharmaceutical composition of the invention to the patient, preferably a mammal, wherein the patient possesses the CFTR genetic mutation selected from 2789+5G->A and 3272-26A->G.

[0513] In one aspect, the present invention is directed to a method of treating, lessening the severity of, or symptomatically treating cystic fibrosis in a patient comprising administering an effective amount of the spray dried dispersion or pharmaceutical composition of the invention to the patient, preferably a mammal, wherein the patient possesses the CFTR genetic mutation selected from G178R, G551S, G970R, G1244E, S1255P, G1349D, S549N, S549R, S1251N, E193K, F1052V, G1069R, R117C, D110H, R347H, R352Q, E56K, P67L, L206W, A455E, D579G, S1235R, S945L, R1070W, F1074L, D110E, D1270N, D1152H, 1717-1G->A, 621+1G->T, 3120+1G->A, 1898+1G->A, 711+1G->T, 2622+1G->A, 405+1G->A, 406-1G->A, 4005+1G->A, 1812-1G->A, 1525-1G->A, 712-1G->T, 1248+1G->A, 1341+1G->A, 3121-1G->A, 4374+1G->T, 3850-1G->A, 2789+5G->A, 3849+10kbC->T, 3272-26A->G, 711+5G->A, 3120G->A, 1811+1.6kbA->G, 711+3A->G, 1898+3A->G, 1717-8G->A, 1342-2A->C, 405+3A->C, 1716G/A, 1811+1G->C,

1898+5G->T, 3850-3T->G, IVS14b+5G->A, 1898+1G->T, 4005+2T->C, and 621+3A->G, and a human CFTR mutation selected from Δ F508, R117H, and G551D.

[0514] In one aspect, the present invention is directed to a method of treating, lessening the severity of, or symptomatically treating cystic fibrosis in a patient comprising administering an effective amount of the spray dried dispersion or pharmaceutical composition of the invention to the patient, preferably a mammal, wherein the patient possesses the CFTR genetic mutation selected from G178R, G551S, G970R, G1244E, S1255P, G1349D, S549N, S549R, S1251N, E193K, F1052V, and G1069R, and a human CFTR mutation selected from Δ F508, R117H, and G551D. In one aspect, the present invention is directed to a method of treating, lessening the severity of, or symptomatically treating cystic fibrosis in a patient comprising administering an effective amount of the spray dried dispersion or pharmaceutical composition of the invention to the patient, preferably a mammal, wherein the patient possesses the CFTR genetic mutation selected from G178R, G551S, G970R, G1244E, S1255P, G1349D, S549N, S549R, and S1251N, and a human CFTR mutation selected from Δ F508, R117H, and G551D. In one aspect, the present invention is directed to a method of treating, lessening the severity of, or symptomatically treating cystic fibrosis in a patient comprising administering an effective amount of the spray dried dispersion or pharmaceutical composition of the invention to the patient, preferably a mammal, wherein the patient possesses the CFTR genetic mutation selected from E193K, F1052V, and G1069R, and a human CFTR mutation selected from Δ F508, R117H, and G551D. In some embodiments of this aspect, the method produces a greater than 10-fold increase in chloride transport relative to baseline chloride transport.

[0515] In one aspect, the present invention is directed to a method of treating, lessening the severity of, or symptomatically treating cystic fibrosis in a patient comprising administering an effective amount of the spray dried dispersion or pharmaceutical composition of the invention to the patient, preferably a mammal, wherein the patient possesses the CFTR genetic mutation selected from R117C, D110H, R347H, R352Q, E56K, P67L, L206W, A455E, D579G, S1235R, S945L, R1070W, F1074L, D110E, D1270N, and D1152H, and a human CFTR mutation selected from Δ F508, R117H, and G551D. In one embodiment of this aspect, the method produces an increase in chloride transport which is greater or equal to 10% above the baseline chloride transport.

[0516] In one aspect, the present invention is directed to a method of treating, lessening the severity of, or symptomatically treating cystic fibrosis in a patient comprising administering an effective amount of the spray dried dispersion or pharmaceutical composition of the invention to the patient, preferably a mammal, wherein the patient possesses the CFTR genetic mutation selected from 1717-1G->A, 621+1G->T, 3120+1G->A, 1898+1G->A, 711+1G->T, 2622+1G->A, 405+1G->A, 406-1G->A, 4005+1G->A, 1812-1G->A, 1525-1G->A, 712-1G->T, 1248+1G->A, 1341+1G->A, 3121-1G->A, 4374+1G->T, 3850-1G->A, 2789+5G->A, 3849+10kbC->T, 3272-26A->G, 711+5G->A, 3120G->A, 1811+1.6kbA->G, 711+3A->G, 1898+3A->G, 1717-8G->A, 1342-2A->C, 405+3A->C, 1716G/A, 1811+1G->C, 1898+5G->T, 3850-3T->G, IVS14b+5G->A, 1898+1G->T, 4005+2T->C, and 621+3A->G, and a human CFTR mutation selected from Δ F508, R117H, and G551D. In one aspect, the present invention is directed to a method of treating, lessening the severity of, or symptomatically treating cystic fibrosis in a patient comprising administering an effective amount of the spray dried dispersion or pharmaceutical composition of the invention to the patient, preferably a mammal, wherein the patient possesses the CFTR genetic mutation selected from 1717-1G->A, 1811+1.6kbA->G, 2789+5G->A, 3272-26A->G, and 3849+10kbC->T, and a human CFTR mutation selected from Δ F508, R117H, and G551D. In one aspect, the present invention is directed to a method of treating, lessening the severity of, or symptomatically treating cystic fibrosis in a patient comprising administering an effective amount of the spray dried dispersion or pharmaceutical composition of the invention to the patient, preferably a mammal, wherein the patient possesses the CFTR genetic mutation selected from 2789+5G->A and 3272-26A->G, and a human CFTR mutation selected from Δ F508, R117H.

[0517] In one aspect, the present invention is directed to a method of treating, lessening the severity of, or symptomatically treating cystic fibrosis in a patient comprising administering an effective amount of the spray dried dispersion or pharmaceutical composition of the invention to the patient, preferably a mammal, wherein the patient possesses the CFTR genetic mutation selected from G178R, G551S, G970R, G1244E, S1255P, G1349D, S549N, S549R, S1251N, E193K, F1052V, G1069R, R117C, D110H, R347H, R352Q, E56K, P67L, L206W, A455E, D579G, S1235R, S945L, R1070W, F1074L, D110E, D1270N, D1152H, 1717-1G->A, 621+1G->T, 3120+1G->A, 1898+1G->A, 711+1G->T, 2622+1G->A, 405+1G->A, 406-1G->A, 4005+1G->A, 1812-1G->A, 1525-1G->A, 712-1G->T, 1248+1G->A, 1341+1G->A, 3121-1G->A, 4374+1G->T, 3850-1G->A, 2789+5G->A, 3849+10kbC->T, 3272-26A->G, 711+5G->A, 3120G->A, 1811+1.6kbA->G, 711+3A->G, 1898+3A->G, 1717-8G->A, 1342-2A->C, 405+3A->C, 1716G/A, 1811+1G->C, 1898+5G->T, 3850-3T->G, IVS14b+5G->A, 1898+1G->T, 4005+2T->C, and 621+3A->G, and a human CFTR mutation selected from Δ F508, R117H, and G551D.

[0518] In one aspect, the present invention is directed to a method of treating, lessening the severity of, or symptomatically treating cystic fibrosis in a patient comprising administering an effective amount of the spray dried dispersion or pharmaceutical composition of the invention to the patient, preferably a mammal, wherein the patient possesses the CFTR genetic mutation selected from G178R, G551S, G970R, G1244E, S1255P, G1349D, S549N, S549R, S1251N, E193K, F1052V, and G1069R. In one aspect, the present invention is directed to a method of treating, lessening the severity of, or symptomatically treating cystic fibrosis in a patient comprising administering an effective amount of the

spray dried dispersion or pharmaceutical composition of the invention to the patient, preferably a mammal, wherein the patient possesses the CFTR genetic mutation selected from G178R, G551S, G970R, G1244E, S1255P, G1349D, S549N, S549R, and S1251N. In one aspect, the present invention is directed to a method of treating, lessening the severity of, or symptomatically treating cystic fibrosis in a patient comprising administering an effective amount of the spray dried dispersion or pharmaceutical composition of the invention to the patient, preferably a mammal, wherein the patient possesses the CFTR genetic mutation selected from E193K, F1052V, and G1069R. In some embodiments of this aspect, the method produces a greater than 10-fold increase in chloride transport relative to baseline chloride transport.

[0519] In one aspect, the present invention is directed to a method of treating, lessening the severity of, or symptomatically treating cystic fibrosis in a patient comprising administering an effective amount of the spray dried dispersion or pharmaceutical composition of the invention to the patient, preferably a mammal, wherein the patient possesses the CFTR genetic mutation selected from R117C, D110H, R347H, R352Q, E56K, P67L, L206W, A455E, D579G, S1235R, S945L, R1070W, F1074L, D110E, D1270N, and D1152H. In one embodiment of this aspect, the method produces an increase in chloride transport which is greater or equal to 10% above the baseline chloride transport.

[0520] In one aspect, the present invention is directed to a method of treating, lessening the severity of, or symptomatically treating cystic fibrosis in a patient comprising administering an effective amount of the spray dried dispersion or pharmaceutical composition of the invention to the patient, preferably a mammal, wherein the patient possesses the CFTR genetic mutation selected from 1717-1G->A, 621+1G->T, 3120+1G->A, 1898+1G->A, 711+1G->T, 2622+1G->A, 405+1G->A, 406-1G->A, 4005+1G->A, 1812-1G->A, 1525-1G->A, 712-1G->T, 1248+1G->A, 1341+1G->A, 3121-1G->A, 4374+1G->T, 3850-1G->A, 2789+5G->A, 3849+10kbC->T, 3272-26A->G, 711+5G->A, 3120G->A, 1811+1.6kbA->G, 711+3A->G, 1898+3A->G, 1717-8G->A, 1342-2A->C, 405+3A->C, 1716G/A, 1811+1G->C, 1898+5G->T, 3850-3T->G, IVS14b+5G->A, 1898+1G->T, 4005+2T->C, and 621+3A->G. In one aspect, the present invention is directed to a method of treating, lessening the severity of, or symptomatically treating cystic fibrosis in a patient comprising administering an effective amount of the spray dried dispersion or pharmaceutical composition of the invention to the patient, preferably a mammal, wherein the patient possesses the CFTR genetic mutation selected from 1717-1G->A, 1811+1.6kbA->G, 2789+5G->A, 3272-26A->G, and 3849+10kbC->T. In one aspect, the present invention is directed to a method of treating, lessening the severity of, or symptomatically treating cystic fibrosis in a patient comprising administering an effective amount of the spray dried dispersion or pharmaceutical composition of the invention to the patient, preferably a mammal, wherein the patient possesses the CFTR genetic mutation selected from 2789+5G->A and 3272-26A->G.

[0521] In one aspect, the present invention is directed to a method of treating, lessening the severity of, or symptomatically treating cystic fibrosis in a patient comprising administering an effective amount of the spray dried dispersion or pharmaceutical composition of the invention to the patient, preferably a mammal, wherein the patient possesses the CFTR genetic mutation selected from G178R, G551S, G970R, G1244E, S1255P, G1349D, S549N, S549R, S1251N, E193K, F1052V, G1069R, R117C, D110H, R347H, R352Q, E56K, P67L, L206W, A455E, D579G, S1235R, S945L, R1070W, F1074L, D110E, D1270N, D1152H, 1717-1G->A, 621+1G->T, 3120+1G->A, 1898+1G->A, 711+1G->T, 2622+1G->A, 405+1G->A, 406-1G->A, 4005+1G->A, 1812-1G->A, 1525-1G->A, 712-1G->T, 1248+1G->A, 1341+1G->A, 3121-1G->A, 4374+1G->T, 3850-1G->A, 2789+5G->A, 3849+10kbC->T, 3272-26A->G, 711+5G->A, 3120G->A, 1811+1.6kbA->G, 711+3A->G, 1898+3A->G, 1717-8G->A, 1342-2A->C, 405+3A->C, 1716G/A, 1811+1G->C, 1898+5G->T, 3850-3T->G, IVS14b+5G->A, 1898+1G->T, 4005+2T->C, and 621+3A->G, and a human CFTR mutation selected from Δ F508, R117H, and G551D, and one or more human CFTR mutations selected from Δ F508, R117H, and G551D.

[0522] In one aspect, the present invention is directed to a method of treating, lessening the severity of, or symptomatically treating cystic fibrosis in a patient comprising administering an effective amount of the spray dried dispersion or pharmaceutical composition of the invention to the patient, preferably a mammal, wherein the patient possesses the CFTR genetic mutation selected from G178R, G551S, G970R, G1244E, S1255P, G1349D, S549N, S549R, S1251N, E193K, F1052V, and G1069R, and one or more human CFTR mutations selected from Δ F508, R117H, and G551D. In one aspect, the present invention is directed to a method of treating, lessening the severity of, or symptomatically treating cystic fibrosis in a patient comprising administering an effective amount of the spray dried dispersion or pharmaceutical composition of the invention to the patient, preferably a mammal, wherein the patient possesses the CFTR genetic mutation selected from G178R, G551S, G970R, G1244E, S1255P, G1349D, S549N, S549R, and S1251N, and one or more human CFTR mutations selected from Δ F508, R117H, and G551D. In one aspect, the present invention is directed to a method of treating, lessening the severity of, or symptomatically treating cystic fibrosis in a patient comprising administering an effective amount of the spray dried dispersion or pharmaceutical composition of the invention to the patient, preferably a mammal, wherein the patient possesses the CFTR genetic mutation selected from E193K, F1052V, and G1069R, and one or more human CFTR mutations selected from Δ F508, R117H, and G551D. In some embodiments of this aspect, the method produces a greater than 10-fold increase in chloride transport relative to baseline chloride transport.

[0523] In one aspect, the present invention is directed to a method of treating, lessening the severity of, or symptomatically treating cystic fibrosis in a patient comprising administering an effective amount of the spray dried dispersion or pharmaceutical composition of the invention to the patient, preferably a mammal, wherein the patient possesses the CFTR genetic mutation selected from R117C, D110H, R347H, R352Q, E56K, P67L, L206W, A455E, D579G, S1235R, S945L, R1070W, F1074L, D110E, D1270N, and D1152H, and one or more human CFTR mutations selected from Δ F508, R117H, and G551D. In one embodiment of this aspect, the method produces an increase in chloride transport which is greater or equal to 10% above the baseline chloride transport.

[0524] In one aspect, the present invention is directed to a method of treating, lessening the severity of, or symptomatically treating cystic fibrosis in a patient comprising administering an effective amount of the spray dried dispersion or pharmaceutical composition of the invention to the patient, preferably a mammal, wherein the patient possesses the CFTR genetic mutation selected from 1717-1G->A, 621+1G->T, 3120+1G->A, 1898+1G->A, 711+1G->T, 2622+1G->A, 405+1G->A, 406-1G->A, 4005+1G->A, 1812-1G->A, 1525-1G->A, 712-1G->T, 1248+1G->A, 1341+1G->A, 3121-1G->A, 4374+1G->T, 3850-1G->A, 2789+5G->A, 3849+10kbc->T, 3272-26A->G, 711+5G->A, 3120G->A, 1811+1.6kba->G, 711+3A->G, 1898+3A->G, 1717-8G->A, 1342-2A->C, 405+3A->C, 1716G/A, 1811+1G->C, 1898+5G->T, 3850-3T->G, IVS14b+5G->A, 1898+1G->T, 4005+2T->C, and 621+3A->G, and one or more human CFTR mutations selected from Δ F508, R117H, and G551D. In one aspect, the present invention is directed to a method of treating, lessening the severity of, or symptomatically treating cystic fibrosis in a patient comprising administering an effective amount of the spray dried dispersion or pharmaceutical composition of the invention to the patient, preferably a mammal, wherein the patient possesses the CFTR genetic mutation selected from 1717-1G->A, 1811+1.6kba->G, 2789+5G->A, 3272-26A->G, and 3849+10kbc->T, and one or more human CFTR mutations selected from Δ F508, R117H, and G551D. In one aspect, the present invention is directed to a method of treating, lessening the severity of, or symptomatically treating cystic fibrosis in a patient comprising administering an effective amount of the spray dried dispersion or pharmaceutical composition of the invention to the patient, preferably a mammal, wherein the patient possesses the CFTR genetic mutation selected from 2789+5G->A and 3272-26A->G, and one or more human CFTR mutations selected from Δ F508, R117H, and G551D.

1. Homozygous Mutations

[0525] In some implementations, the patient is homozygous in any of the mutations recited above.

[0526] In some implementations, the patient is homozygous in the Δ F508 human CFTR mutation.

[0527] In some implementations, the patient is homozygous in a human mutation other than the Δ F508 CFTR mutation.

2. Heterozygous Mutations

[0528] In some implementations, the patient is heterozygous in any of the mutations recited above.

[0529] In some implementations, the patient is heterozygous in the Δ F508 human CFTR mutation. For example, the patient is heterozygous in the Δ F508 human CFTR mutation and a gating mutation selected from G551D, G178R, S549N, S549R, G551S, G970R, G1244E, S1251N, S1255P, and G1349D.

[0530] In some implementations, the patient is heterozygous in the Δ F508 human CFTR mutation and a residual function mutation selected from R117H, A455E, D1152H, L206W, R347H, P67L, R117C, S945L, S1235R, I1027T, R668C, R352Q, G576A, M470V, D110H, D1270N, L997F, R75Q, R74W, D579G, R1070Q, F1052V, R1070W, R31C, D614G, S977F, G1069R, R1162L, E56K, F1074L, D110E, F1074L, E56K, D110E, A1067T, E193K, or K1060T.

[0531] In some implementations, the patient is heterozygous in the human CFTR mutation Δ F508 and residual mutation R117H.

[0532] In some implementations, the patient is heterozygous in the human CFTR mutation Δ F508 and a splice mutation selected from 2789+5G->A, 3120G->A, 5T, 711+3A->G, 711+5G->A, 7T, 1717-8G->A, 1898+3A->G, 1811+1.6kba->G, 3272-26A->G, and 3849+10kbc->T.

[0533] In some implementations, the patient is heterozygous in a mutation other than Δ F508 and a gating mutation selected from G551D, G178R, S549N, S549R, G551S, G970R, G1244E, S1251N, S1255P, and G1349D.

[0534] In some implementations, the patient is heterozygous in a mutation other than Δ F508 and a residual function mutation selected from R117H, A455E, D1152H, L206W, R347H, P67L, R117C, S945L, S1235R, I1027T, R668C, R352Q, G576A, M470V, D110H, D1270N, L997F, R75Q, R74W, D579G, R1070Q, F1052V, R1070W, R31C, D614G, S977F, G1069R, R1162L, E56K, F1074L, D110E, F1074L, E56K, D110E, A1067T, E193K, or K1060T. For example, the patient is heterozygous in a mutation other than Δ F508 and residual mutation R117H.

[0535] In some implementations, the patient is heterozygous in a mutation other than Δ F508 and a splice mutation selected from 2789+5G->A, 3120G->A, 5T, 711+3A->G, 711+5G->A, 7T, 1717-8G->A, 1898+3A->G, 1811+1.6kba->G, 3272-26A->G, or 3849+10kbc->T.

B. Dosage Regime

[0536] In one embodiment, 50 mg of substantially amorphous Compound 1 and 150 mg of substantially amorphous Compound 2 may be administered to a subject in need thereof. In these embodiments, the dosage amounts may be achieved by administration of one or more tablets of the invention. For example, administration of 50 mg of substantially amorphous Compound 1 and 150 mg of substantially amorphous Compound 2 may be achieved by administering one tablet containing 50 mg of substantially amorphous Compound 1, and 150 mg of substantially amorphous Compound 2. The duration of administration may continue until amelioration of the disease is achieved or until a subject's physician advises, e.g. duration of administration may be less than a week, 1 week, 2 weeks, 3 weeks, four weeks (28 days), or a month or longer. In one embodiment, two tablets each comprising 50 mg of substantially amorphous Compound 1, and 150 mg of substantially amorphous Compound 2 may be administered to the patient per day. In a further embodiment, the two tablets may be administered at the same time or at different times during the day. In a further embodiment, one tablet is administered daily (qd). In a further embodiment, one tablet is administered twice per day (bid). In a further embodiment, one tablet is administered every 12 hours (q12h). In a further embodiment, two tablets are administered daily (qd). In a further embodiment, two tablets are administered twice per day (bid). In a further embodiment, two tablets are administered every 12 hours (q12h).

[0537] In another embodiment, administration of a pharmaceutical composition of the present invention, such as, for example, a tablet, may be supplemented by addition of either Compound 1 or Compound 2 prior, subsequent, or concurrent with the pharmaceutical composition. For example, a tablet of the present invention may be administered followed by the administration of Compound 1 or Compound 2 alone. In one embodiment, a tablet of the present invention is administered once daily (qd) followed by the administration of 150 mg of Compound 2 once daily (qd). In one embodiment, a tablet of the present invention is administered once daily (qd) followed by the administration of a tablet of Kalydeco™ once daily (qd).

[0538] In another embodiment, an effective amount of the compositions of the present invention may be administered to a patient wherein the patient is 1 to 5 years old. In another embodiment, the patient is 6 to 11 years old. In another embodiment, the patient is 12 to 18 years old. In another embodiment, the patient is 18 years old or older. In another embodiment, the patient in the previous embodiments is taking an effective amount of the compositions of the present invention for the treatment of cystic fibrosis.

VI. KITS

[0539] Another aspect of the present invention provides a kit comprising a pharmaceutical composition of the present invention and instructions for use thereof.

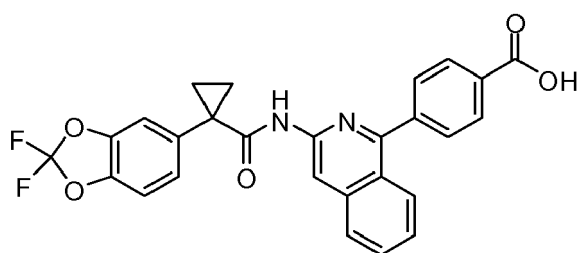
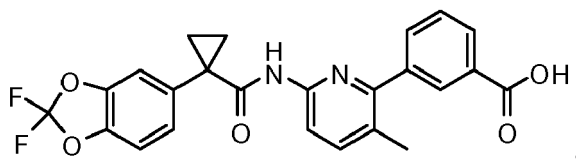
[0540] In some embodiments, the kit further comprises an additional therapeutic agent that is absent from the spray dried dispersion or the pharmaceutical composition described above.

[0541] In some embodiments, the additional therapeutic agent is selected from any of the additional therapeutic agents described above.

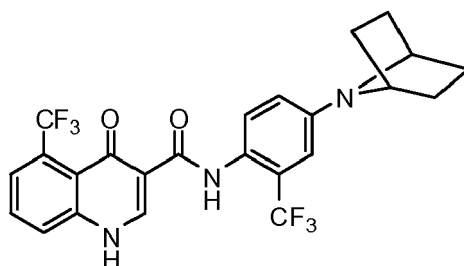
[0542] In some embodiments, the additional therapeutic agent is another CFTR corrector different from the first agent.

[0543] In some embodiments, the additional therapeutic agent is another CFTR potentiator different from the second agent.

[0544] And, in some embodiments, the additional therapeutic agent is selected from



or



[0545] In some embodiments, the additional therapeutic agent and the pharmaceutical composition of the present invention are stored in the same container. In some examples, the pharmaceutical composition of the present invention and the additional therapeutic agent are stored in the same container, and the container is a bottle, vial, or blister pack.

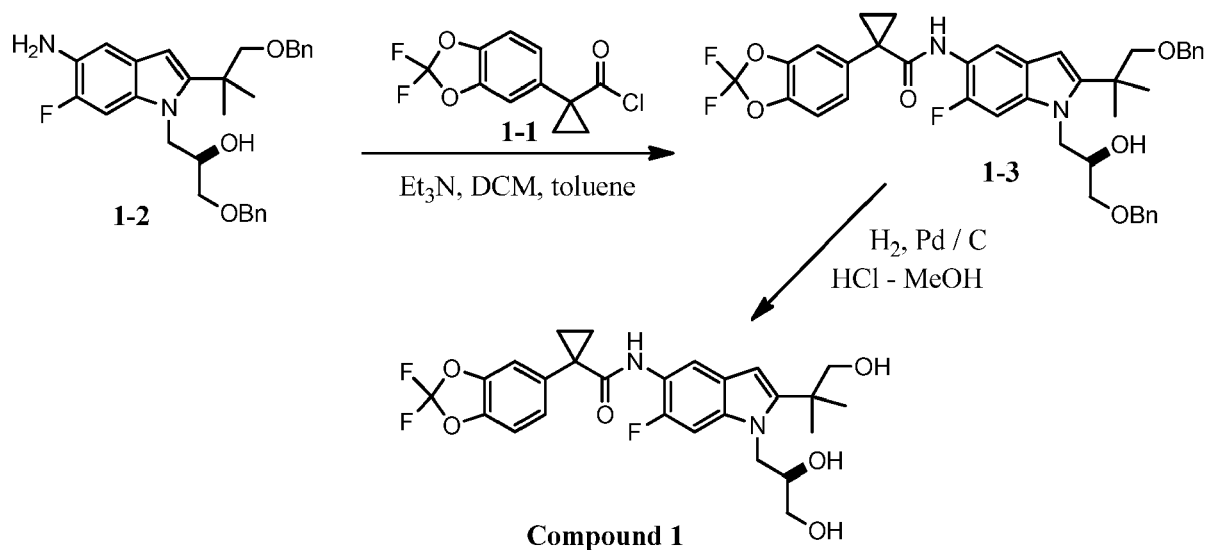
[0546] In other embodiments, the additional therapeutic agent and the pharmaceutical composition of the present invention are stored in separate containers. For example, the pharmaceutical composition of the present invention is stored in a bottle, vial, or blister pack, and the additional therapeutic agent is stored in a separate bottle, vial, or blister pack.

VII. GENERAL SYNTHETIC SCHEMES

[0547] Compound 1 may be prepared by coupling the acid halide moiety **1-1** with the amine moiety **1-2** to form compound **1-3** followed by deprotection according to Scheme 1.

Scheme 1: Preparation of Compound 1.

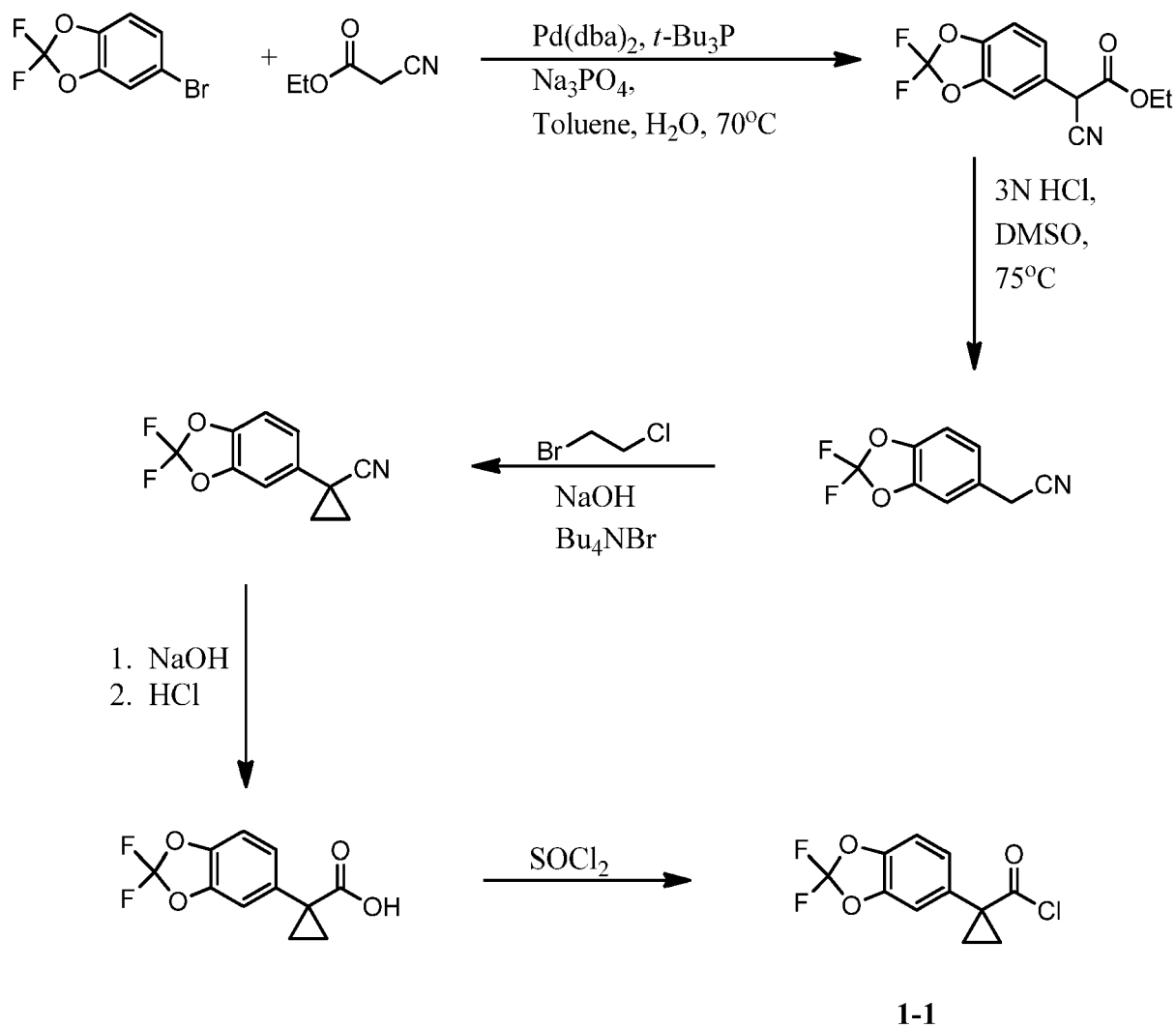
[0548]



[0549] Compound **1-1** is prepared according to Scheme 2.

Scheme 2: Preparation of Compound **1-1**.

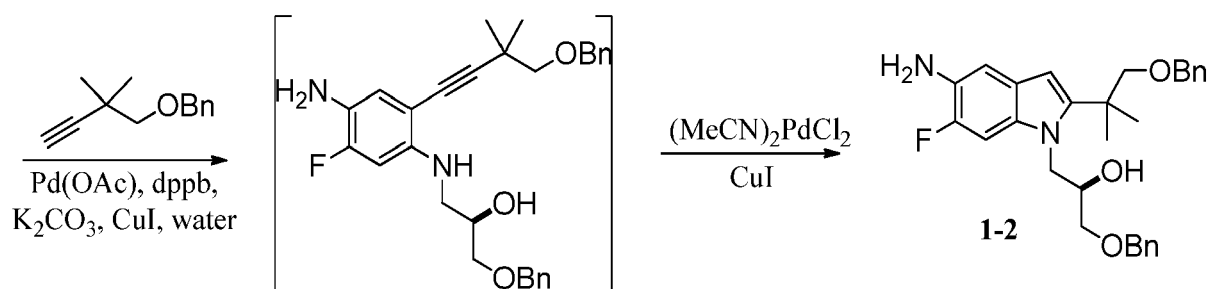
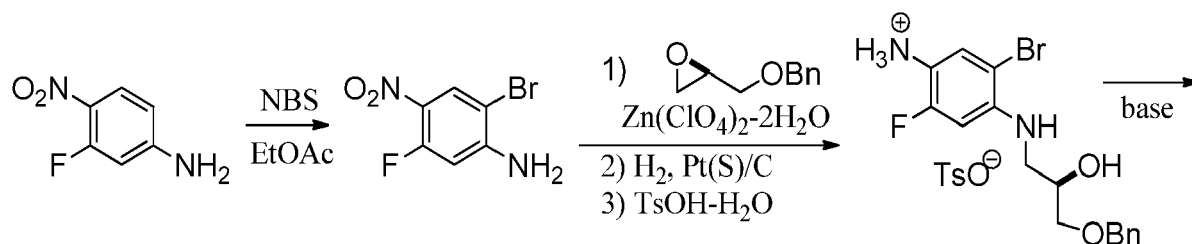
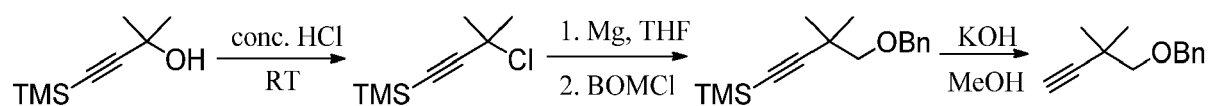
[0550]



[0551] Compound **1-2** is prepared according to Scheme 3.

Scheme 3: Preparation of Compound **1-2**.

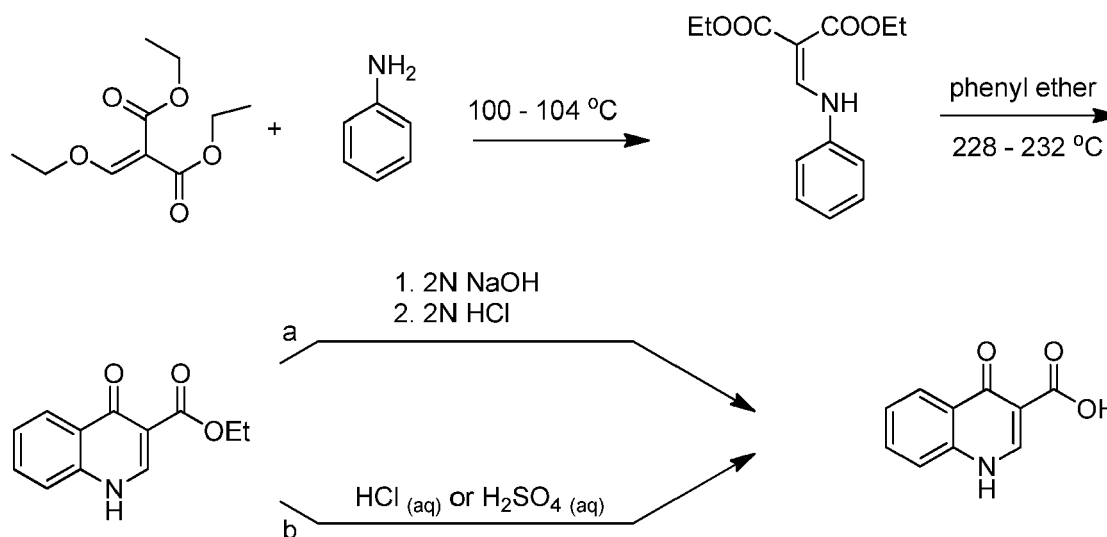
[0552]



[0553] Compound 2 can be prepared by coupling a 4-oxo-dihydroquinoline carboxylic acid moiety with an amine moiety according to Schemes 4-6.

Scheme 4: Synthesis of the 4-oxo- dihydroquinoline carboxylic acid moiety.

[0554]



Scheme 5: Synthesis of the amine moiety.

[0555]



[0556]



45

Analytical Methods

[0557] Referring to Figures 2 and 7, the differential scanning calorimetry (DSC) data of spray dried dispersions of the present invention were collected using a DSC Q2000 (TA Instruments, New Castle, DE). Temperature was calibrated with indium and heat capacity was calibrated with sapphire. Samples of 8-15 mg were weighed into T-zero aluminum pans that were crimped using lids with 1 pin hole. The samples were scanned from 20 °C to 250 °C at a heating rate of 2° C/min and with a nitrogen gas purge of 50 ml/min. The reported numbers represent single analyses.

2. Thermogravimetric analysis (TGA)

[0558] Thermal gravimetric analysis (TGA) was performed with a TGA Q500 V6.3 Build 189 (TA Instruments, New Castle, DE). Temperature was equilibrated by Curie point with nickel. Samples of 10-20 mg were scanned from 25 °C to 350 °C at a heating rate of 10 °C/min. A nitrogen gas balance purge of 10 ml/min and a sample purge of 90 ml/min were used. Data were collected by Thermal Advantage Q Series™ software version 2.2.0.248 and analyzed by Universal Analysis software version 4.1D (TA Instruments, New Castle, DE). The reported numbers represent single analyses.

3. XRPD (X-ray Powder Diffraction)

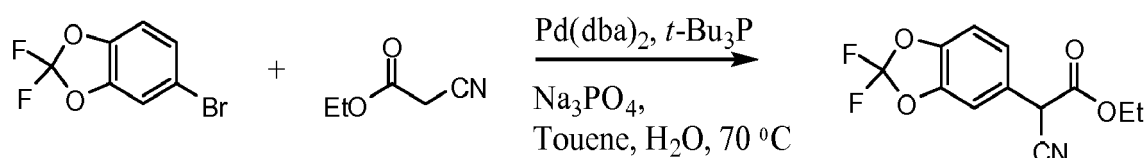
[0559] Referring to Figures 1 and 6, the X-Ray diffraction (XRD) data of spray dried dispersions of the present invention were collected on a Bruker Advance with Vantec-1 detector. Cu sealed tube with K α radiation was used at 40 kV, 40mA. The samples were placed on zero-background silicon wafers at 25 °C. For each sample, the 2 θ angles ranged from: 3° to 40° for a total of 12 minute scan times.

Example 1: Synthesis of Compound 1: (R)-1-(2,2-difluorobenzo[d][1,3]dioxol-5-yl)-N-(1-(2,3-dihydroxypropyl)-6-fluoro-2-(1-hydroxy-2-methylpropan-2-yl)-1H-indol-5-yl)cyclopropanecarboxamide.

Acid Moiety

Synthesis of (2,2-difluoro-1,3-benzodioxol-5-yl)-1-ethylacetate-acetonitrile


[0560]



[0561] A reactor was purged with nitrogen and charged with 900 mL of toluene. The solvent was degassed via nitrogen sparge for no less than 16 h. To the reactor was then charged Na₃PO₄ (155.7 g, 949.5 mmol), followed by bis(dibenzylideneacetone) palladium (0) (7.28 g, 12.66 mmol). A 10% w/w solution of tert-butylphosphine in hexanes (51.23 g, 25.32 mmol) was charged over 10 min at 23° C from a nitrogen purged addition funnel. The mixture was allowed to stir for 50 min, at which time 5-bromo-2,2-difluoro-1,3-benzodioxole (75 g, 316.5 mmol) was added over 1 min. After stirring for an additional 50 min, the mixture was charged with ethyl cyanoacetate (71.6 g, 633.0 mmol) over 5 min followed by water (4.5 mL) in one portion. The mixture was heated to 70° C over 40 min and analyzed by HPLC every 1 - 2 h for the percent conversion of the reactant to the product. After complete conversion was observed (typically 100% conversion after 5 - 8 h), the mixture was cooled to 20 - 25° C and filtered through a celite pad. The celite pad was rinsed with toluene (2 × 450 mL) and the combined organics were concentrated to 300 mL under vacuum at 60 - 65° C. The concentrate was charged with 225mL DMSO and concentrated under vacuum at 70 - 80° C until active distillation of the solvent ceased. The solution was cooled to 20 - 25° C and diluted to 900 mL with DMSO in preparation for Step 2. ¹H NMR (500 MHz, CDCl₃) δ 7.16 - 7.10 (m, 2H), 7.03 (d, J = 8.2 Hz, 1H), 4.63 (s, 1H), 4.19 (m, 2H), 1.23 (t, J = 7.1 Hz, 3H).

Synthesis of (2,2-difluoro-1,3-benzodioxol-5-yl)-acetonitrile.

[0562]

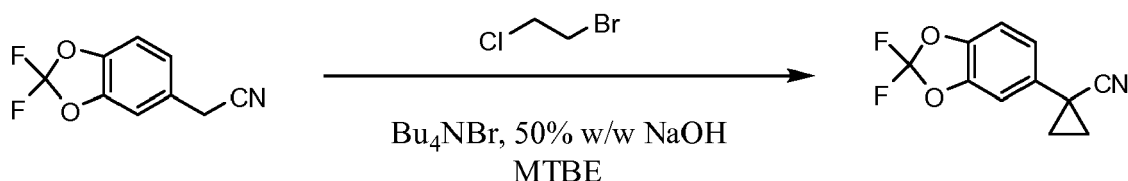


[0563] The DMSO solution of (2,2-difluoro-1,3-benzodioxol-5-yl)-1-ethylacetate-acetonitrile from above was charged with 3 N HCl (617.3 mL, 1.85 mol) over 20 min while maintaining an internal temperature < 40° C. The mixture was then heated to 75° C over 1 h and analyzed by HPLC every 1 - 2 h for percent conversion. When a conversion of >99% was observed (typically after 5 - 6 h), the reaction was cooled to 20 - 25° C and extracted with MTBE (2 × 525 mL), with

sufficient time to allow for complete phase separation during the extractions. The combined organic extracts were washed with 5% NaCl (2×375 mL). The solution was then transferred to equipment appropriate for a 1.5 - 2.5 Torr vacuum distillation that was equipped with a cooled receiver flask. The solution was concentrated under vacuum at $< 60^\circ$ C to remove the solvents. (2,2-Difluoro-1,3-benzodioxol-5-yl)-acetonitrile was then distilled from the resulting oil at $125 - 130^\circ$ C (oven temperature) and 1.5 - 2.0 Torr. (2,2-Difluoro-1,3-benzodioxol-5-yl)-acetonitrile was isolated as a clear oil in 66% yield from 5-bromo-2,2-difluoro-1,3-benzodioxole (2 steps) and with an HPLC purity of 91.5% AUC (corresponds to a w/w assay of 95%). ^1H NMR (500 MHz, DMSO) δ 7.44 (br s, 1H), 7.43 (d, $J = 8.4$ Hz, 1H), 7.22 (dd, $J = 8.2, 1.8$ Hz, 1H), 4.07 (s, 2H).

Synthesis of (2,2-difluoro-1,3-benzodioxol-5-yl)-cyclopropanecarbonitrile.

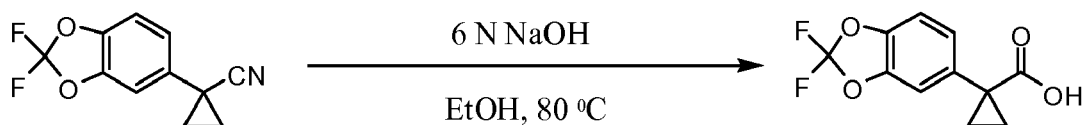
[0564]



[0565] A stock solution of 50% w/w NaOH was degassed via nitrogen sparge for no less than 16 h. An appropriate amount of MTBE was similarly degassed for several hours. To a reactor purged with nitrogen was charged degassed MTBE (143 mL) followed by (2,2-difluoro-1,3-benzodioxol-5-yl)-acetonitrile (40.95 g, 207.7 mmol) and tetrabutylammonium bromide (2.25 g, 10.38 mmol). The volume of the mixture was noted and the mixture was degassed via nitrogen sparge for 30 min. Enough degassed MTBE is charged to return the mixture to the original volume prior to degassing. To the stirring mixture at 23° C was charged degassed 50% w/w NaOH (143 mL) over 10 min followed by 1-bromo-2-chloroethane (44.7 g, 311.6 mmol) over 30 min. The reaction was analyzed by HPLC in 1 h intervals for % conversion. Before sampling, stirring was stopped and the phases allowed to separate. The top organic phase was sampled for analysis. When a percent conversion of $>99\%$ was observed (typically after 2.5 - 3 h), the reaction mixture was cooled to 10° C and was charged with water (461 mL) at such a rate as to maintain a temperature $< 25^\circ$ C. The temperature was adjusted to $20 - 25^\circ$ C and the phases separated. Note: sufficient time should be allowed for complete phase separation. The aqueous phase was extracted with MTBE (123 mL), and the combined organic phase was washed with 1 N HCl (163 mL) and 5% NaCl (163 mL). The solution of (2,2-difluoro-1,3-benzodioxol-5-yl)-cyclopropanecarbonitrile in MTBE was concentrated to 164 mL under vacuum at $40 - 50^\circ$ C. The solution was charged with ethanol (256 mL) and again concentrated to 164 mL under vacuum at $50 - 60^\circ$ C. Ethanol (256 mL) was charged and the mixture concentrated to 164 mL under vacuum at $50 - 60^\circ$ C. The resulting mixture was cooled to $20 - 25^\circ$ C and diluted with ethanol to 266 mL in preparation for the next step. ^1H NMR (500 MHz, DMSO) δ 7.43 (d, $J = 8.4$ Hz, 1H), 7.40 (d, $J = 1.9$ Hz, 1H), 7.30 (dd, $J = 8.4, 1.9$ Hz, 1H), 1.75 (m, 2H), 1.53 (m, 2H).

Synthesis of 1-(2,2-difluoro-1,3-benzodioxol-5-yl)-cyclopropanecarboxylic acid.

[0566]

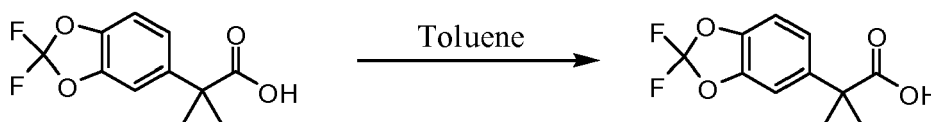


[0567] The solution of (2,2-difluoro-1,3-benzodioxol-5-yl)-cyclopropanecarbonitrile in ethanol from the previous step was charged with 6 N NaOH (277 mL) over 20 min and heated to an internal temperature of $77 - 78^\circ$ C over 45 min. The reaction progress was monitored by HPLC after 16 h. Note: the consumption of both (2,2-difluoro-1,3-benzodioxol-5-yl)-cyclopropanecarbonitrile and the primary amide resulting from partial hydrolysis of (2,2-difluoro-1,3-benzodioxol-5-yl)-cyclopropanecarbonitrile were monitored. When a percent conversion of $> 99\%$ was observed (typically 100% conversion after 16 h), the reaction mixture was cooled to 25° C and charged with ethanol (41 mL) and DCM (164 mL). The solution was cooled to 10° C and charged with 6 N HCl (290 mL) at such a rate as to maintain a temperature $< 25^\circ$ C. After warming to $20 - 25^\circ$ C, the phases were allowed to separate. The bottom organic phase was collected and the top aqueous phase was back extracted with DCM (164 mL). Note: the aqueous phase was somewhat cloudy before

and after the extraction due to a high concentration of inorganic salts. The organics were combined and concentrated under vacuum to 164 mL. Toluene (328 mL) was charged and the mixture condensed to 164 mL at 70 - 75° C. The mixture was cooled to 45° C, charged with MTBE (364 mL) and stirred at 60° C for 20 min. The solution was cooled to 25° C and polish filtered to remove residual inorganic salts. MTBE (123 mL) was used to rinse the reactor and the collected solids. The combined organics were transferred to a clean reactor in preparation for the next step.

Isolation of 1-(2,2-difluoro-1,3-benzodioxol-5-yl)-cyclopropanecarboxylic acid.

[0568]

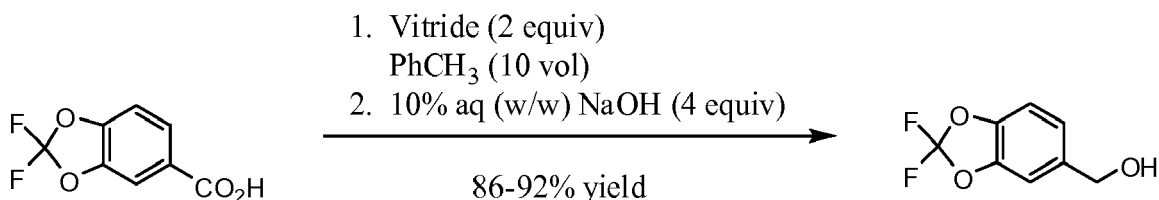


[0569] The solution of 1-(2,2-difluoro-1,3-benzodioxol-5-yl)-cyclopropanecarboxylic acid from the previous step is concentrated under vacuum to 164 mL, charged with toluene (328 mL) and concentrated to 164 mL at 70 - 75° C. The mixture was then heated to 100 - 105° C to give a homogeneous solution. After stirring at that temperature for 30 min, the solution was cooled to 5° C over 2 hours and maintained at 5° C for 3 hours. The mixture was then filtered and the reactor and collected solid washed with cold 1:1 toluene/n-heptane (2 × 123 mL). The material was dried under vacuum at 55° C for 17 hours to provide 1-(2,2-difluoro-1,3-benzodioxol-5-yl)-cyclopropanecarboxylic acid as an off-white crystalline solid. 1-(2,2-difluoro-1,3-benzodioxol-5-yl)-cyclopropanecarboxylic acid was isolated in 79% yield from (2,2-difluoro-1,3-benzodioxol-5-yl)-acetonitrile (3 steps including isolation) and with an HPLC purity of 99.0% AUC. ESI-MS *m/z* calc. 242.04, found 241.58 (M+1)⁺; ¹H NMR (500 MHz, DMSO) δ 12.40 (s, 1H), 7.40 (d, *J* = 1.6 Hz, 1H), 7.30 (d, *J* = 8.3 Hz, 1H), 7.17 (dd, *J* = 8.3, 1.7 Hz, 1H), 1.46 (m, 2H), 1.17 (m, 2H).

Alternative Synthesis of the Acid Moiety

Synthesis of (2,2-difluoro-1,3-benzodioxol-5-yl)-methanol.

[0570]



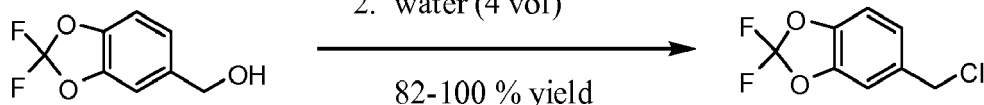
[0571] Commercially available 2,2-difluoro-1,3-benzodioxole-5-carboxylic acid (1.0 eq) is slurried in toluene (10 vol). Vitride® (2 eq) is added via addition funnel at a rate to maintain the temperature at 15-25 °C. At the end of addition the temperature is increased to 40 °C for 2 h then 10% (w/w) aq. NaOH (4.0 eq) is carefully added via addition funnel maintaining the temperature at 40-50 °C. After stirring for an additional 30 minutes, the layers are allowed to separate at 40 °C. The organic phase is cooled to 20 °C then washed with water (2 × 1.5 vol), dried (Na₂SO₄), filtered, and concentrated to afford crude (2,2-difluoro-1,3-benzodioxol-5-yl)-methanol that is used directly in the next step.

Synthesis of 5-chloromethyl-2,2-difluoro-1,3-benzodioxole.

[0572]

EP 3 424 534 A1

1. SOCl_2 (1.5 equiv)
DMAP (0.01 equiv)
MTBE (5 vol)
2. water (4 vol)

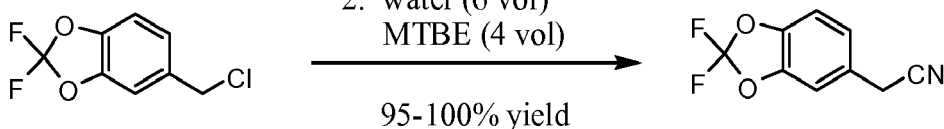


10 **[0573]** (2,2-difluoro-1,3-benzodioxol-5-yl)-methanol (1.0 eq) is dissolved in MTBE (5 vol). A catalytic amount of DMAP (1 mol %) is added and SOCl_2 (1.2 eq) is added via addition funnel. The SOCl_2 is added at a rate to maintain the temperature in the reactor at 15-25 °C. The temperature is increased to 30 °C for 1 hour then cooled to 20 °C then water (4 vol) is added via addition funnel maintaining the temperature at less than 30 °C. After stirring for an additional 30 minutes, the layers are allowed to separate. The organic layer is stirred and 10% (w/v) aq. NaOH (4.4 vol) is added. After stirring for 15 to 20 minutes, the layers are allowed to separate. The organic phase is then dried (Na_2SO_4), filtered, and concentrated to afford crude 5-chloromethyl-2,2-difluoro-1,3-benzodioxole that is used directly in the next step.

Synthesis of (2,2-difluoro-1,3-benzodioxol-5-yl)-acetonitrile.

20 **[0574]**

1. NaCN (1.4 equiv)
DMSO (3 vol)
30-40 degrees C
2. water (6 vol)
MTBE (4 vol)




30 **[0575]** A solution of 5-chloromethyl-2,2-difluoro-1,3-benzodioxole (1 eq) in DMSO (1.25 vol) is added to a slurry of NaCN (1.4 eq) in DMSO (3 vol) maintaining the temperature between 30-40 °C. The mixture is stirred for 1 hour then water (6 vol) is added followed by MTBE (4 vol). After stirring for 30 min, the layers are separated. The aqueous layer is extracted with MTBE (1.8 vol). The combined organic layers are washed with water (1.8 vol), dried (Na_2SO_4), filtered, and concentrated to afford crude (2,2-difluoro-1,3-benzodioxol-5-yl)-acetonitrile (95%) that is used directly in the next step.

35 **[0576]** The remaining steps are the same as described above for the synthesis of the acid moiety.

40 Amine Moiety

Synthesis of 2-bromo-5-fluoro-4-nitroaniline.

45 **[0577]**

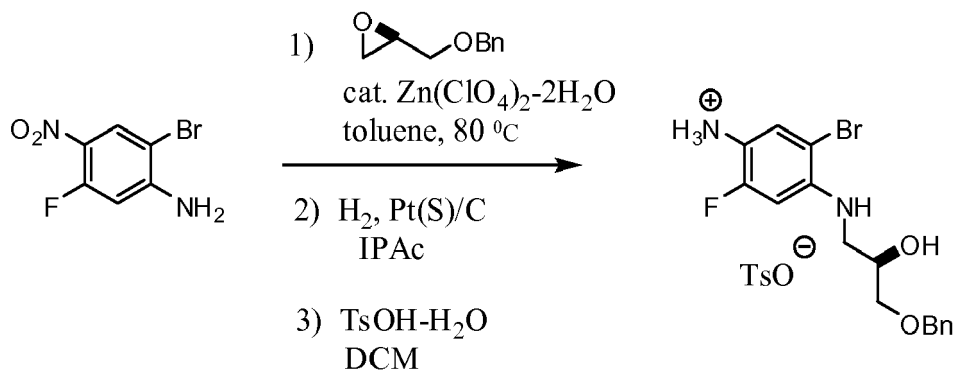


55 **[0578]** A flask was charged with 3-fluoro-4-nitroaniline (1.0 equiv) followed by ethyl acetate (10 vol) and stirred to dissolve all solids. N-Bromosuccinimide (1.0 equiv) was added as a portion-wise as to maintain internal temperature of 22 °C. At the end of the reaction, the reaction mixture was concentrated *in vacuo* on a rotavap. The residue was slurried in distilled water (5 vol) to dissolve and remove succinimide. (The succinimide can also be removed by water workup procedure.) The water was decanted and the solid was slurried in 2-propanol (5 vol) overnight. The resulting slurry was filtered and the wetcake was washed with 2-propanol, dried in vacuum oven at 50 °C overnight with N_2 bleed until constant weight was achieved. A yellowish tan solid was isolated (50% yield, 97.5% AUC). Other impurities were a

bromo-regioisomer (1.4% AUC) and a di-bromo adduct (1.1% AUC). ^1H NMR (500 MHz, DMSO) δ 8.19 (1 H, d, J = 8.1 Hz), 7.06 (br. s, 2 H), 6.64 (d, 1 H, J = 14.3 Hz).

Synthesis of *p*-toluenesulfonic acid salt of (R)-1-((4-amino-2-bromo-5-fluorophenyl)amino)-3-(benzyloxy)propan-2-ol.

[0579]



[0580] A thoroughly dried flask under N_2 was charged with the following: Activated powdered 4A molecular sieves (50 wt% based on 2-bromo-5-fluoro-4-nitroaniline), 2-Bromo-5-fluoro-4-nitroaniline (1.0 equiv), zinc perchlorate dihydrate (20 mol%), and toluene (8 vol). The mixture was stirred at room temperature for NMT 30 min. Lastly, (R)-benzyl glycidyl ether (2.0 equiv) in toluene (2 vol) was added in a steady stream. The reaction was heated to 80 °C (internal temperature) and stirred for approximately 7 hours or until 2-bromo-5-fluoro-4-nitroaniline was <5% AUC.

[0581] The reaction was cooled to room temperature and Celite (50 wt%) was added, followed by ethyl acetate (10 vol). The resulting mixture was filtered to remove Celite and sieves and washed with ethyl acetate (2 vol). The filtrate was washed with ammonium chloride solution (4 vol, 20% w/v). The organic layer was washed with sodium bicarbonate solution (4 vol \times 2.5% w/v). The organic layer was concentrated *in vacuo* on a rotovap. The resulting slurry was dissolved in isopropyl acetate (10 vol) and this solution was transferred to a Buchi hydrogenator.

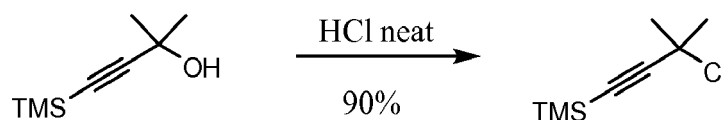
[0582] The hydrogenator was charged with 5 wt% Pt(S)/C (1.5 mol%) and the mixture was stirred under N_2 at 30 °C (internal temperature). The reaction was flushed with N_2 followed by hydrogen. The hydrogenator pressure was adjusted to 1 bar of hydrogen and the mixture was stirred rapidly (>1200 rpm). At the end of the reaction, the catalyst was filtered through a pad of Celite and washed with dichloromethane (10 vol). The filtrate was concentrated *in vacuo*. Any remaining isopropyl acetate was chased with dichloromethane (2 vol) and concentrated on a rotavap to dryness.

[0583] The resulting residue was dissolved in dichloromethane (10 vol). *p*-Toluenesulfonic acid monohydrate (1.2 equiv) was added and stirred overnight. The product was filtered and washed with dichloromethane (2 vol) and suction dried. The wetcake was transferred to drying trays and into a vacuum oven and dried at 45 °C with N_2 bleed until constant weight was achieved. *p*-Toluenesulfonic acid salt of (R)-1-((4-amino-2-bromo-5-fluorophenyl)amino)-3-(benzyloxy)propan-2-ol was isolated as an off-white solid.

Chiral purity was determined to be >97 % ee.

Synthesis of (3-Chloro-3-methylbut-1-ynyl)trimethylsilane.

[0584]

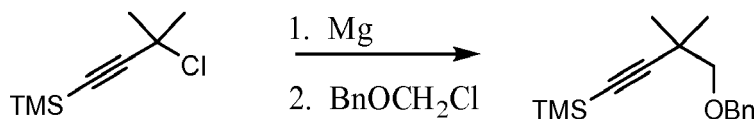


[0585] Propargyl alcohol (1.0 equiv) was charged to a vessel. Aqueous hydrochloric acid (37%, 3.75 vol) was added and stirring begun. During dissolution of the solid alcohol, a modest endotherm (5-6 °C) is observed. The resulting mixture was stirred overnight (16 h), slowly becoming dark red. A 30 L jacketed vessel is charged with water (5 vol) which is then cooled to 10° C. The reaction mixture is transferred slowly into the water by vacuum, maintaining the internal temperature of the mixture below 25° C. Hexanes (3 vol) is added and the resulting mixture is stirred for 0.5 h. The phases were settled and the aqueous phase (pH < 1) was drained off and discarded. The organic phase was

concentrated *in vacuo* using a rotary evaporator, furnishing the product as red oil.

Synthesis of (4-(Benzyloxy)-3,3-dimethylbut-1-ynyl)trimethylsilane.

[0586]



Method 1A.

[0587] All equivalent and volume descriptors in this part are based on a 250g reaction. Magnesium turnings (69.5 g, 2.86 mol, 2.0 equiv) were charged to a 3 L 4-neck reactor and stirred with a magnetic stirrer under nitrogen for 0.5 h. The reactor was immersed in an ice-water bath. A solution of the propargyl chloride (250 g, 1.43 mol, 1.0 equiv) in THF (1.8 L, 7.2 vol) was added slowly to the reactor, with stirring, until an initial exotherm (~10° C) was observed. The Grignard reagent formation was confirmed by IPC using ¹H-NMR spectroscopy. Once the exotherm subsided, the remainder of the solution was added slowly, maintaining the batch temperature <15° C. The addition required ~3.5 h. The resulting dark green mixture was decanted into a 2 L capped bottle.

[0588] All equivalent and volume descriptors in this part are based on a 500g reaction. A 22 L reactor was charged with a solution of benzyl chloromethyl ether (95%, 375 g, 2.31 mol, 0.8 equiv) in THF (1.5 L, 3 vol). The reactor was cooled in an ice-water bath. Two Grignard reagent batches prepared as described above were combined and then added slowly to the benzyl chloromethyl ether solution *via* an addition funnel, maintaining the batch temperature below 25° C. The addition required 1.5 h. The reaction mixture was stirred overnight (16 h).

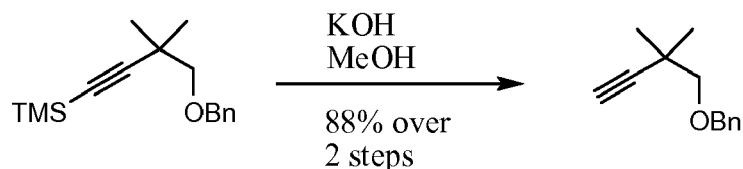
[0589] All equivalent and volume descriptors in this part are based on a 1 kg reaction. A solution of 15% ammonium chloride was prepared in a 30 L jacketed reactor (1.5 kg in 8.5 kg of water, 10 vol). The solution was cooled to 5° C. Two Grignard reaction mixtures prepared as described above were combined and then transferred into the ammonium chloride solution *via* a header vessel. An exotherm was observed in this quench, which was carried out at a rate such as to keep the internal temperature below 25° C. Once the transfer was complete, the vessel jacket temperature was set to 25° C. Hexanes (8 L, 8 vol) was added and the mixture was stirred for 0.5 h. After settling the phases, the aqueous phase (pH 9) was drained off and discarded. The remaining organic phase was washed with water (2 L, 2 vol). The organic phase was concentrated *in vacuo* using a 22 L rotary evaporator, providing the crude product as an orange oil.

Method 1B.

[0590] Magnesium turnings (106 g, 4.35 mol, 1.0 eq) were charged to a 22 L reactor and then suspended in THF (760 mL, 1 vol). The vessel was cooled in an ice-water bath such that the batch temperature reached 2° C. A solution of the propargyl chloride (760 g, 4.35 mol, 1.0 equiv) in THF (4.5 L, 6 vol) was added slowly to the reactor. After 100 mL was added, the addition was stopped and the mixture stirred until a 13° C exotherm was observed, indicating the Grignard reagent initiation. Once the exotherm subsided, another 500 mL of the propargyl chloride solution was added slowly, maintaining the batch temperature <20° C. The Grignard reagent formation was confirmed by IPC using ¹H-NMR spectroscopy. The remainder of the propargyl chloride solution was added slowly, maintaining the batch temperature <20° C. The addition required ~1.5 h. The resulting dark green solution was stirred for 0.5 h. The Grignard reagent formation was confirmed by IPC using ¹H-NMR spectroscopy. Neat benzyl chloromethyl ether was charged to the reactor addition funnel and then added dropwise into the reactor, maintaining the batch temperature below 25° C. The addition required 1.0 h. The reaction mixture was stirred overnight. The aqueous work-up and concentration was carried out using the same procedure and relative amounts of materials as in Method A to give the product as an orange oil.

Synthesis of 4-Benzyloxy-3,3-dimethylbut-1-yne.

[0591]



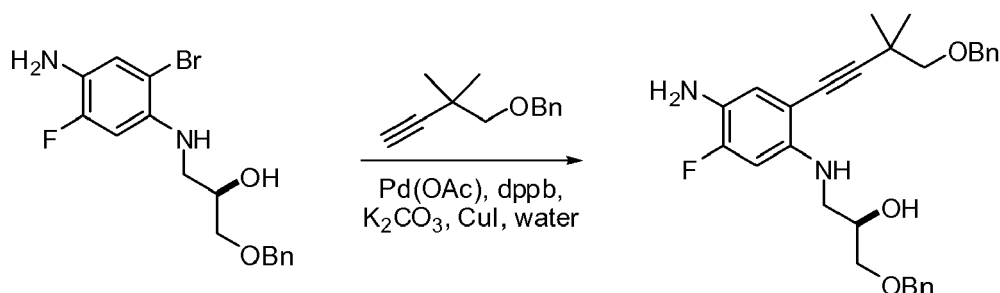
[0592] A 30 L jacketed reactor was charged with methanol (6 vol) which was then cooled to 5° C. Potassium hydroxide (85%, 1.3 equiv) was added to the reactor. A 15-20° C exotherm was observed as the potassium hydroxide dissolved. The jacket temperature was set to 25° C. A solution of 4-benzyloxy-3,3-dimethyl-1-trimethylsilylbut-1-yne (1.0 equiv) in methanol (2 vol) was added and the resulting mixture was stirred until reaction completion, as monitored by HPLC. Typical reaction time at 25° C is 3-4 h. The reaction mixture is diluted with water (8 vol) and then stirred for 0.5 h. Hexanes (6 vol) was added and the resulting mixture was stirred for 0.5 h. The phases were allowed to settle and then the aqueous phase (pH 10-11) was drained off and discarded. The organic phase was washed with a solution of KOH (85%, 0.4 equiv) in water (8 vol) followed by water (8 vol). The organic phase was then concentrated down using a rotary evaporator, yielding the title material as a yellow-orange oil. Typical purity of this material is in the 80% range with primarily a single impurity present. ¹H NMR (400 MHz, C₆D₆) δ 7.28 (d, 2 H, J = 7.4 Hz), 7.18 (t, 2 H, J = 7.2 Hz), 7.10 (d, 1H, J = 7.2 Hz), 4.35 (s, 2 H), 3.24 (s, 2 H), 1.91 (s, 1 H), 1.25 (s, 6H).

Synthesis of N-benzylglycolated-5-amino-2-(2-benzyloxy-1,1-dimethylethyl)-6-fluoroindole.

Method 1C.

Synthesis of (R)-1-((4-amino-2-(4-(benzyloxy)-3,3-dimethylbut-1-yn-1-yl)-5-fluorophenyl)amino)-3-(benzyloxy)propan-2-ol.

[0593]

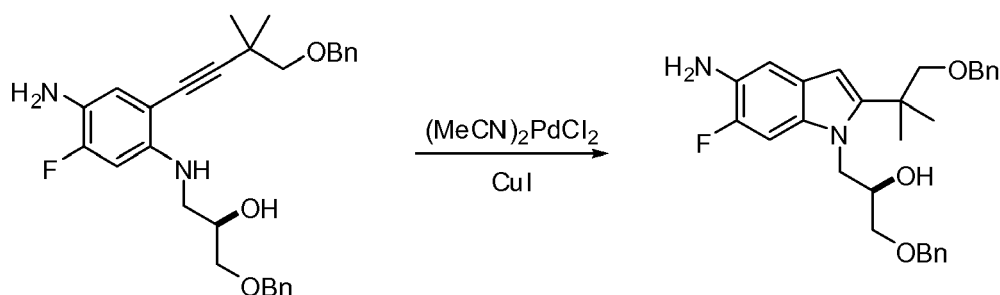


[0594] *p*-Toluenesulfonic acid salt of (R)-1-((4-amino-2-bromo-5-fluorophenyl)amino)-3-(benzyloxy)propan-2-ol was freebased by stirring the solid in dichloromethane (5 vol) and saturated NaHCO₃ solution (5 vol) until clear organic layer was achieved. The resulting layers were separated and the organic layer was washed with saturated NaHCO₃ solution (5 vol) followed by brine and concentrated *in vacuo* to obtain (R)-1-((4-amino-2-bromo-5-fluorophenyl)amino)-3-(benzyloxy)propan-2-ol free base as an oil.

[0595] Palladium acetate (0.01 eq), dppb (0.015 eq), Cul (0.015 eq) and potassium carbonate (3 eq) are suspended in acetonitrile (1.2 vol). After stirring for 15 minutes, a solution of 4-benzyloxy-3,3-dimethylbut-1-yne (1.1 eq) in acetonitrile (0.2 vol) is added. The mixture is sparged with nitrogen gas for 1 h and then a solution of (R)-1-((4-amino-2-bromo-5-fluorophenyl)amino)-3-(benzyloxy)propan-2-ol free base (1 eq) in acetonitrile (4.1 vol) is added. The mixture is sparged with nitrogen gas for another hour and then is heated to 80° C. Reaction progress is monitored by HPLC and the reaction is usually complete within 3-5 h. The mixture is cooled to room temperature and then filtered through Celite. The cake is washed with acetonitrile (4 vol). The combined filtrates are azeotroped to dryness and then the mixture is polish filtered into the next reactor. The acetonitrile solution of (R)-1-((4-amino-2-(4-(benzyloxy)-3,3-dimethylbut-1-yn-1-yl)-5-fluorophenyl)amino)-3-(benzyloxy)propan-2-ol thus obtained is used directly in the next procedure (cyclization) without further manipulation.

Synthesis of N-benzylglycolated-5-amino-2-(2-benzyloxy-1,1-dimethylethyl)-6-fluoroindole.

[0596]

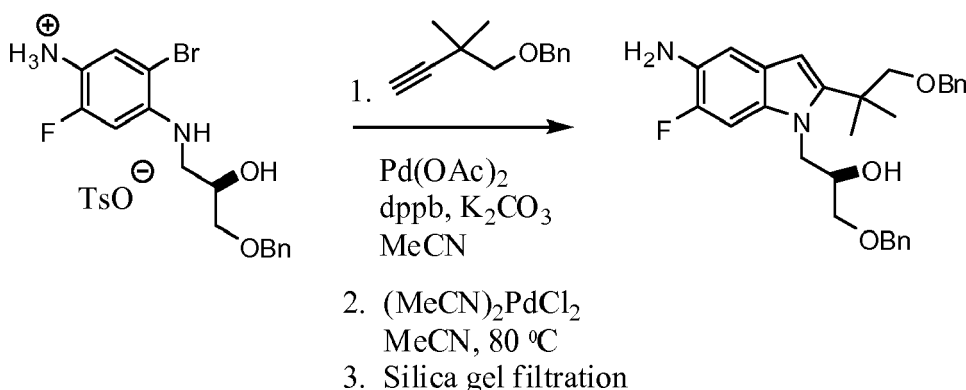


[0597] Bis-acetonitriledichloropalladium (0.1 eq) and CuI (0.1 eq) are charged to the reactor and then suspended in a solution of (R)-1-((4-amino-2-(4-(benzyloxy)-3,3-dimethylbut-1-yn-1-yl)-5-fluorophenyl)amino)-3-(benzyloxy)propan-2-ol obtained above (1 eq) in acetonitrile (9.5 vol total). The mixture is sparged with nitrogen gas for 1 h and then is heated to 80° C. The reaction progress is monitored by HPLC and the reaction is typically complete within 1-3 h. The mixture is filtered through celite and the cake is washed with acetonitrile. A solvent swap into ethyl acetate (7.5 vol) is performed. The ethyl acetate solution is washed with aqueous NH₃-NH₄Cl solution (2 × 2.5 vol) followed by 10% brine (2.5 vol). The ethyl acetate solution is then stirred with silica gel (1.8 wt eq) and Si-TMT (0.1 wt eq) for 6 h. After filtration, the resulting solution is concentrated down. The residual oil is dissolved in DCM / heptane (4 vol) and then purified by column chromatography. The oil thus obtained is then crystallized from 25% EtOAc / heptane (4 vol). Crystalline (R)-1-(5-amino-2-(1-(benzyloxy)-2-methylpropan-2-yl)-6-fluoro-1H-indol-1-yl)-3-(benzyloxy)propan-2-ol is typically obtained in 27-38% yield. ¹H NMR (400 MHz, DMSO) δ 7.38-7.34 (m, 4 H), 7.32-7.23 (m, 6 H), 7.21 (d, 1 H, J = 12.8 Hz), 6.77 (d, 1 H, J = 9.0 Hz), 6.06 (s, 1 H), 5.13 (d, 1 H, J = 4.9 Hz), 4.54 (s, 2 H), 4.46 (br. s, 2 H), 4.45 (s, 2 H), 4.33 (d, 1 H, J = 12.4 Hz), 4.09-4.04 (m, 2 H), 3.63 (d, 1 H, J = 9.2 Hz), 3.56 (d, 1 H, J = 9.2 Hz), 3.49 (dd, 1 H, J = 9.8, 4.4 Hz), 3.43 (dd, 1 H, J = 9.8, 5.7 Hz), 1.40 (s, 6 H).

Synthesis of N-benzylglycolated-5-amino-2-(2-benzyloxy-1,1-dimethylethyl)-6-fluoroindole.

Method 1D.

[0598]



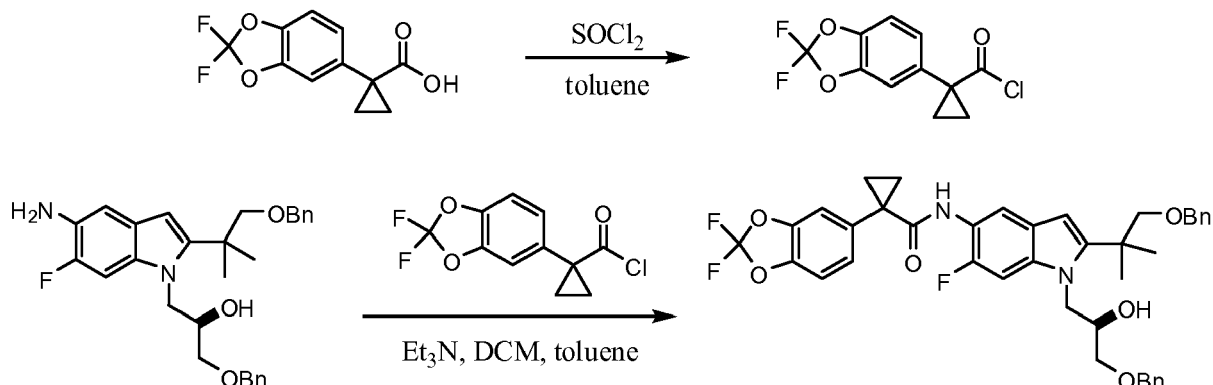
[0599] Palladium acetate (33 g, 0.04 eq), dppb (94 g, 0.06 eq), and potassium carbonate (1.5 kg, 3.0 eq) are charged to a reactor. The free based oil benzylglycolated 4-ammonium-2-bromo-5-fluoroaniline (1.5 kg, 1.0 eq) was dissolved in acetonitrile (8.2 L, 4.1 vol) and then added to the reactor. The mixture was sparged with nitrogen gas for NLT 1 h. A solution of 4-benzyloxy-3,3-dimethylbut-1-yne (70%, 1.1 kg, 1.05 eq) in acetonitrile was added to the mixture which was then sparged with nitrogen gas for NLT 1 h. The mixture was heated to 80° C and then stirred overnight. IPC by HPLC is carried out and the reaction is determined to be complete after 16 h. The mixture was cooled to ambient temperature and then filtered through a pad of celite (228 g). The reactor and celite pad were washed with acetonitrile (2 × 2 L, 2 vol). The combined phases are concentrated on a 22 L rotary evaporator until 8 L of solvent have been collected, leaving the crude product in 7 L (3.5 vol) of acetonitrile.

[0600] Bis-acetonitriledichloropalladium (144 g, 0.15 eq) was charged to the reactor. The crude solution was transferred back into the reactor and the roto-vap bulb was washed with acetonitrile (4 L, 2 vol). The combined solutions were sparged with nitrogen gas for NLT 1 h. The reaction mixture was heated to 80° C for NLT 16 h. In process control by

HPLC shows complete consumption of starting material. The reaction mixture was filtered through celite (300 g). The reactor and filter cake were washed with acetonitrile (3 L, 1.5 vol). The combined filtrates were concentrated to an oil by rotary evaporation. The oil was dissolved in ethyl acetate (8.8 L, 4.4 vol). The solution was washed with 20% ammonium chloride (5 L, 2.5 vol) followed by 5% brine (5 L, 2.5 vol). Silica gel (3.5 kg, 1.8 wt. eq.) of silica gel was added to the organic phase, which was stirred overnight. Deloxan THP II metal scavenger (358 g) and heptane (17.6 L) were added and the resulting mixture was stirred for NLT 3 h. The mixture was filtered through a sintered glass funnel. The filter cake was washed with 30% ethyl acetate in heptane (25 L). The combined filtrates were concentrated under reduced pressure to give *N*-benzylglycolated-5-amino-2-(2-benzyloxy-1,1-dimethylethyl)-6-fluoroindole as a brown paste (1.4 kg).

Synthesis of benzyl protected Compound 1.

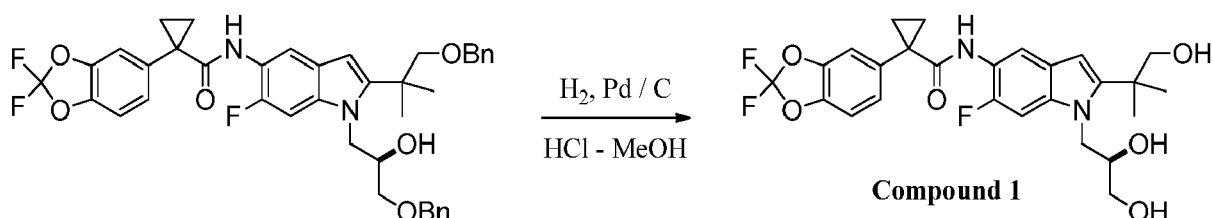
[0601]



[0602] 1-(2,2-Difluoro-1,3-benzodioxol-5-yl)-cyclopropanecarboxylic acid (1.3 equiv) was slurried in toluene (2.5 vol, based on 1-(2,2-difluoro-1,3-benzodioxol-5-yl)-cyclopropanecarboxylic acid). Thionyl chloride (SOCl_2 , 1.7 equiv) was added *via* addition funnel and the mixture was heated to 60 °C. The resulting mixture was stirred for 2 h. The toluene and the excess SOCl_2 were distilled off using rotavap. Additional toluene (2.5 vol, based on 1-(2,2-difluoro-1,3-benzodioxol-5-yl)-cyclopropanecarboxylic acid) was added and the mixture was distilled down to 1 vol of toluene. A solution of (*R*)-1-(5-amino-2-(1-(benzyloxy)-2-methylpropan-2-yl)-6-fluoro-1H-indol-1-yl)-3-(benzyloxy)propan-2-ol (1 eq) and triethylamine (3 eq) in DCM (4 vol) is cooled to 0° C. The acid chloride solution in toluene (1 vol) is added while maintaining the batch temperature below 10° C. The reaction progress is monitored by HPLC, and the reaction is usually complete within minutes. After warming to 25° C, the reaction mixture is washed with 5% NaHCO_3 (3.5 vol), 1 M NaOH (3.5 vol) and 1 M HCl (5 vol). A solvent swap to into methanol (2 vol) is performed and the resulting solution of (*R*)-*N*-(1-(3-(benzyloxy)-2-hydroxypropyl)-2-(1-(benzyloxy)-2-methylpropan-2-yl)-6-fluoro-1H-indol-5-yl)-1-(2,2-difluorobenzo[d][1,3]dioxol-5-yl)cyclopropanecarboxamide in methanol is used without further manipulation in the next step (hydrogenolysis).

Synthesis of Compound 1.

[0603]



[0604] 5% palladium on charcoal (~50% wet, 0.01 eq) is charged to an appropriate hydrogenation vessel. The (*R*)-*N*-(1-(3-(benzyloxy)-2-hydroxypropyl)-2-(1-(benzyloxy)-2-methylpropan-2-yl)-6-fluoro-1H-indol-5-yl)-1-(2,2-difluorobenzo[d][1,3]dioxol-5-yl)cyclopropanecarboxamide solution in methanol (2 vol) obtained above is added carefully, followed by a 3 M solution of HCl in methanol. The vessel is purged with nitrogen gas and then with hydrogen gas. The mixture is stirred vigorously until the reaction is complete, as determined by HPLC analysis. Typical reaction time is 3-5 h. The reaction mixture is filtered through celite and the cake is washed with methanol (2 vol). A solvent swap into

isopropanol (3 vol) is performed. Crude compound 1 is crystallized from 75% IPA-heptane (4 vol, *i.e.* 1 vol heptane added to the 3 vol of IPA) and the resulting crystals are matured in 50% IPA-heptane (*i.e.* 2 vol of heptane added to the mixture). Typical yields of compound 4 from the two-step acylation/hydrogenolysis procedure range from 68% to 84%. Compound 4 can be recrystallized from IPA-heptane following the same procedure just described.

[0605] Compound 1 may also be prepared by one of several synthetic routes disclosed in US published patent application US20090131492, incorporated herein by reference.

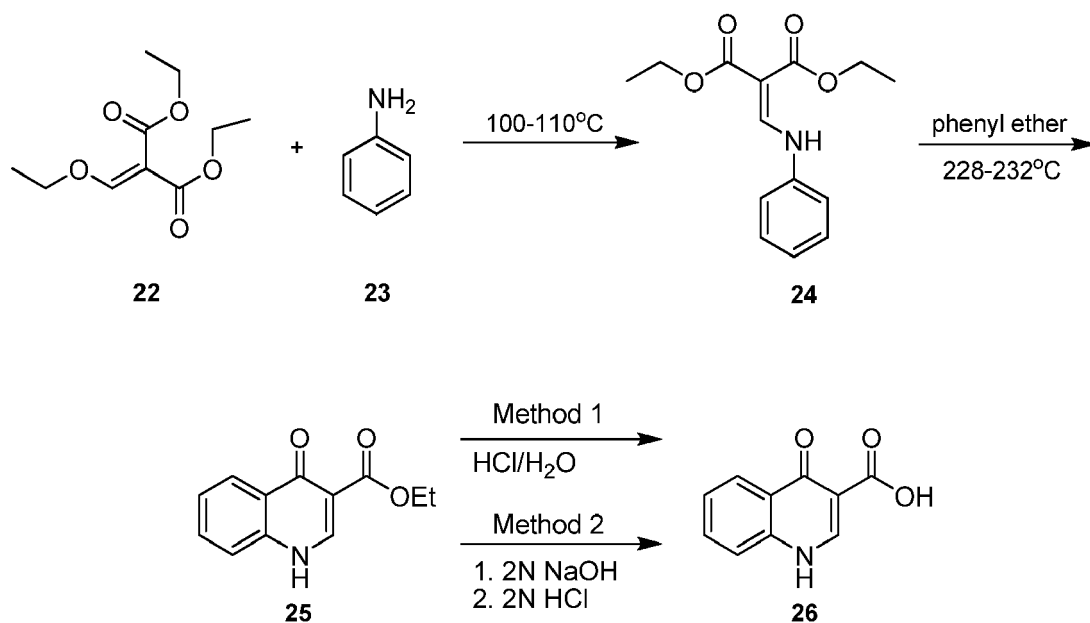
Table 7. Physical data for Compound 1.

Cmpd. No.	LC/MS M+1	LC/RT min	NMR
1	521.5	1.69	¹ H NMR (400.0 MHz, CD ₃ CN) δ 7.69 (d, J = 7.7 Hz, 1H), 7.44 (d, J = 1.6 Hz, 1H), 7.39 (dd, J = 1.7, 8.3 Hz, 1H), 7.31 (s, 1H), 7.27 (d, J = 8.3 Hz, 1H), 7.20 (d, J = 12.0 Hz, 1H), 6.34 (s, 1H), 4.32 (d, J = 6.8 Hz, 2H), 4.15 - 4.09 (m, 1H), 3.89 (dd, J = 6.0, 11.5 Hz, 1H), 3.63 - 3.52 (m, 3H), 3.42 (d, J = 4.6 Hz, 1H), 3.21 (dd, J = 6.2, 7.2 Hz, 1H), 3.04 (t, J = 5.8 Hz, 1H), 1.59 (dd, J = 3.8, 6.8 Hz, 2H), 1.44 (s, 3H), 1.33 (s, 3H) and 1.18 (dd, J = 3.7, 6.8 Hz, 2H) ppm.

Example 2: Synthesis of Compound 2: N-[2,4-bis(1,1-dimethylethyl)-5-hydroxyphenyl]-1,4-dihydro-4-oxoquinoline-3-carboxamide.

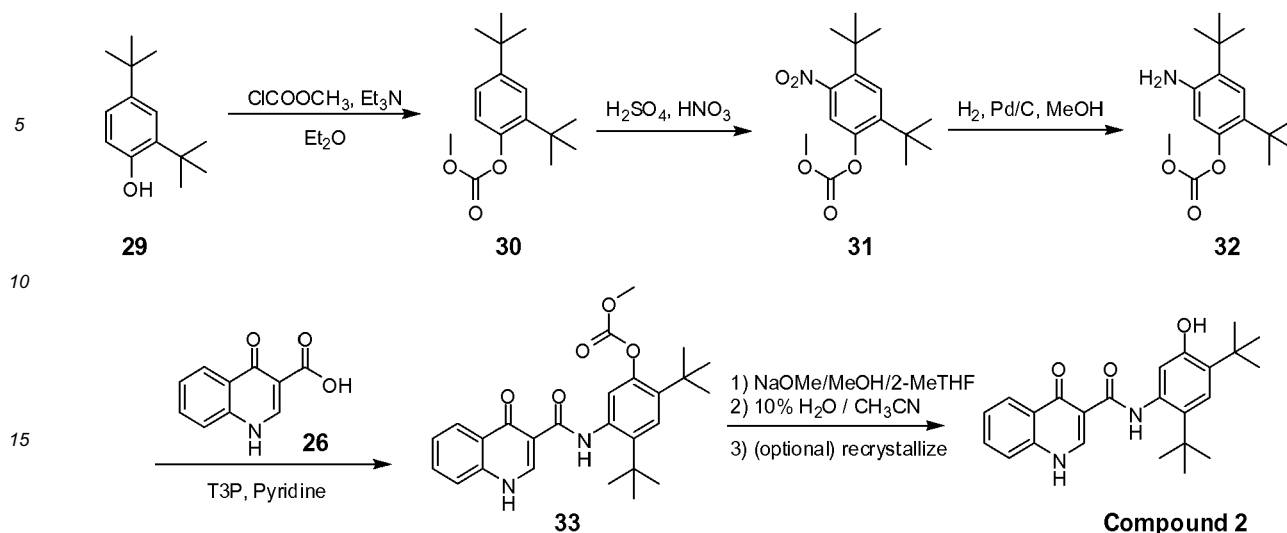
Synthesis of 4-oxo-1,4-dihydroquinoline-3-carboxylic acid (26).

[0606]



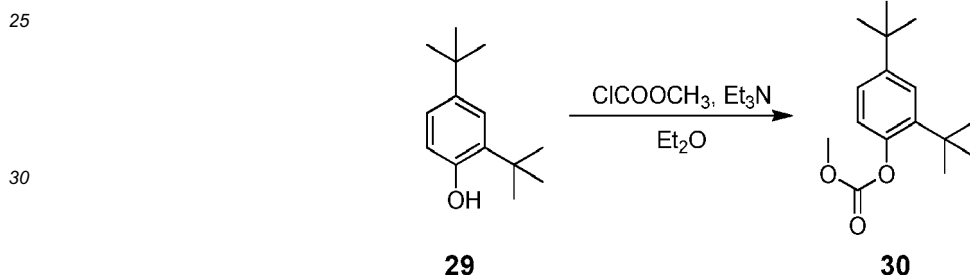
Procedure for the preparation of ethyl 4-oxo-1,4-dihydroquinoline-3-carboxylate (25).

[0607]



20 Procedure for the preparation of 2,4-di-tert-butylphenyl methyl carbonate (30).

[0613]



35 Method 2C.

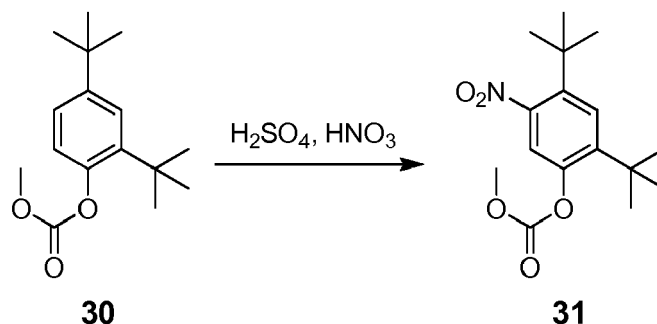
[0614] To a solution of 2,4-di-tert-butyl phenol, **29**, (10 g, 48.5 mmol) in diethyl ether (100 mL) and triethylamine (10.1 mL, 72.8 mmol), was added methyl chloroformate (7.46 mL, 97 mmol) dropwise at 0 °C. The mixture was then allowed to warm to room temperature and stir for an additional 2 hours. An additional 5 mL triethylamine and 3.7 mL methyl chloroformate was then added and the reaction stirred overnight. The reaction was then filtered, the filtrate was cooled to 0 °C, and an additional 5 mL triethylamine and 3.7 mL methyl chloroformate was then added and the reaction was allowed to warm to room temperature and then stir for an addition 1 hours. At this stage, the reaction was almost complete and was worked up by filtering, then washing with water (2×), followed by brine. The solution was then concentrated to produce a yellow oil and purified using column chromatography to give compound **30**. ^1H NMR (400 MHz, $\text{DMSO}-d_6$) δ 7.35 (d, J = 2.4 Hz, 1H), 7.29 (dd, J = 8.4, 2.4 Hz, 1H), 7.06 (d, J = 8.4 Hz, 1H), 3.85 (s, 3H), 1.30 (s, 9H), 1.29 (s, 9H).

Method 2D.

[0615] To a reactor vessel charged with 4-dimethylaminopyridine (DMAP, 3.16 g, 25.7 mmol) and 2,4-di-tert-butyl phenol (compound **29**, 103.5 g, 501.6 mmol) was added methylene chloride (415 g, 313 mL) and the solution was agitated until all solids dissolved. Triethylamine (76 g, 751 mmol) was then added and the solution was cooled to 0 - 5 °C. Methyl chloroformate (52 g, 550.3 mmol) was then added dropwise over 2.5 - 4 hours, while keeping the solution temperature between 0 - 5 °C. The reaction mixture was then slowly heated to 23 - 28 °C and stirred for 20 hours. The reaction was then cooled to 10 - 15 °C and charged with 150 mL water. The mixture was stirred at 15 - 20 °C for 35 - 45 minutes and the aqueous layer was then separated and extracted with 150 mL methylene chloride. The organic layers were combined and neutralized with 2.5% HCl (aq) at a temperature of 5 - 20 °C to give a final pH of 5 - 6. The organic layer was then washed with water and concentrated *in vacuo* at a temperature below 20 °C to 150 mL to give compound **30** in methylene chloride.

Procedure for the preparation of 5-nitro-2,4-di-tert-butylphenyl methyl carbonate (31).

[0616]



Method 2E.

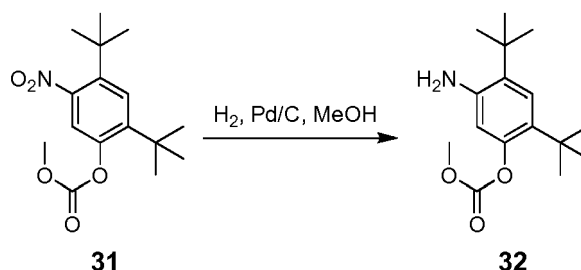
[0617] To a stirred solution of compound **30** (6.77g, 25.6 mmol) was added 6 mL of a 1:1 mixture of sulfuric acid and nitric acid at 0 °C dropwise. The mixture was allowed to warm to room temperature and stirred for 1 hour. The product was purified using liquid chromatography (ISCO, 120 g, 0-7% EtOAc/Hexanes, 38 min) producing about an 8:1 - 10:1 mixture of regioisomers of compound **31** as a white solid. ¹H NMR (400 MHz, DMSO-*d*₆) δ 7.63 (s, 1H), 7.56 (s, 1H), 3.87 (s, 3H), 1.36 (s, 9H), 1.32 (s, 9H). HPLC ret. time 3.92 min 10-99% CH₃CN, 5 min run; ESI-MS 310 m/z (MH)⁺.

Method 2F.

[0618] To compound **30** (100g, 378 mmol) was added DCM (540 g, 408 mL). The mixture was stirred until all solids dissolved, and then cooled to -5 - 0 °C. Concentrated sulfuric acid (163 g) was then added dropwise, while maintaining the initial temperature of the reaction, and the mixture was stirred for 4.5 hours. Nitric acid (62 g) was then added dropwise over 2-4 hours while maintaining the initial temperature of the reaction, and was then stirred at this temperature for an additional 4.5 hours. The reaction mixture was then slowly added to cold water, maintaining a temperature below 5 °C. The quenched reaction was then heated to 25 °C and the aqueous layer was removed and extracted with methylene chloride. The combined organic layers were washed with water, dried using Na₂SO₄, and concentrated to 124 - 155 mL. Hexane (48 g) was added and the resulting mixture was again concentrated to 124 - 155 mL. More hexane (160 g) was subsequently added to the mixture. The mixture was then stirred at 23 - 27 °C for 15.5 hours, and was then filtered. To the filter cake was added hexane (115 g), the resulting mixture was heated to reflux and stirred for 2 - 2.5 hours. The mixture was then cooled to 3 - 7 °C, stirred for an additional 1 - 1.5 hours, and filtered to give compound **31** as a pale yellow solid.

Procedure for the preparation of 5-amino-2,4-di-tert-butylphenyl methyl carbonate (32).

[0619]



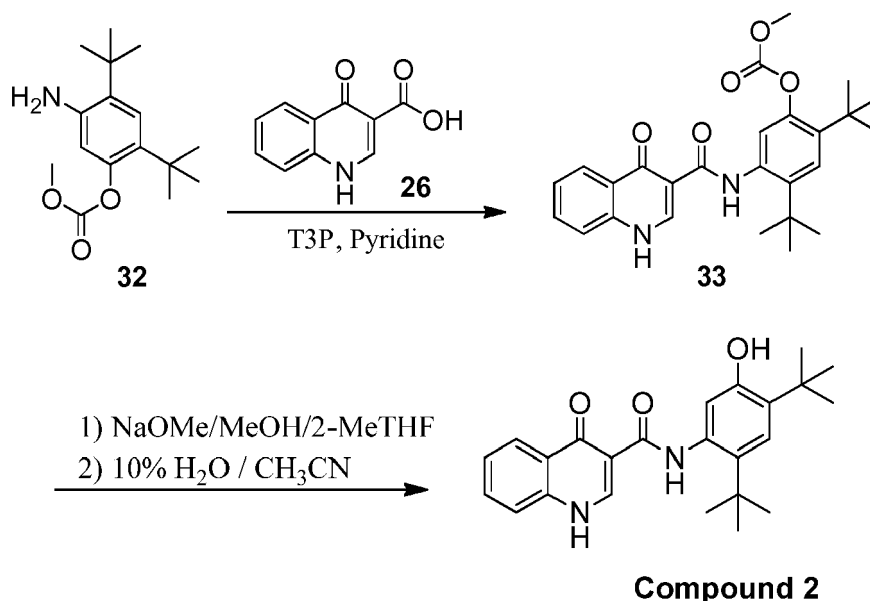
[0620] 2,4-Di-tert-butyl-5-nitrophenyl methyl carbonate (1.00 eq) was charged to a suitable hydrogenation reactor, followed by 5% Pd/C (2.50 wt% dry basis, Johnson-Matthey Type 37). MeOH (15.0 vol) was charged to the reactor, and the system was closed. The system was purged with N₂ (g), and was then pressurized to 2.0 Bar with H₂ (g). The reaction was performed at a reaction temperature of 25 °C +/- 5 °C. When complete, the reaction was filtered, and the reactor/cake was washed with MeOH (4.00 vol). The resulting filtrate was distilled under vacuum at no more than 50 °C to 8.00 vol.

Water (2.00 vol) was added at 45 °C +/- 5 °C. The resultant slurry was cooled to 0 °C +/- 5 °C. The slurry was held at 0 °C +/- 5 °C for no less than 1 hour, and filtered. The cake was washed once with 0 °C +/- 5 °C MeOH/H₂O (8:2) (2.00 vol). The cake was dried under vacuum (-0.90 bar and -0.86 bar) at 35 °C - 40 °C to give compound **32**. ¹H NMR (400 MHz, DMSO-*d*₆) δ 7.05 (s, 1H), 6.39 (s, 1H), 4.80 (s, 2H), 3.82 (s, 3H), 1.33 (s, 9H), 1.23 (s, 9H).

[0621] Once the reaction was complete, the resulting mixture was diluted with from about 5 to 10 volumes of MeOH (e.g., from about 6 to about 9 volumes of MeOH, from about 7 to about 8.5 volumes of MeOH, from about 7.5 to about 8 volumes of MeOH, or about 7.7 volumes of MeOH), heated to a temperature of about 35 ± 5 °C, filtered, washed, and dried, as described above.

Preparation of N-(2,4-di-tert-butyl-5-hydroxyphenyl)-4-oxo-1,4-dihydroquinoline-3-carboxamide (Compound 2).

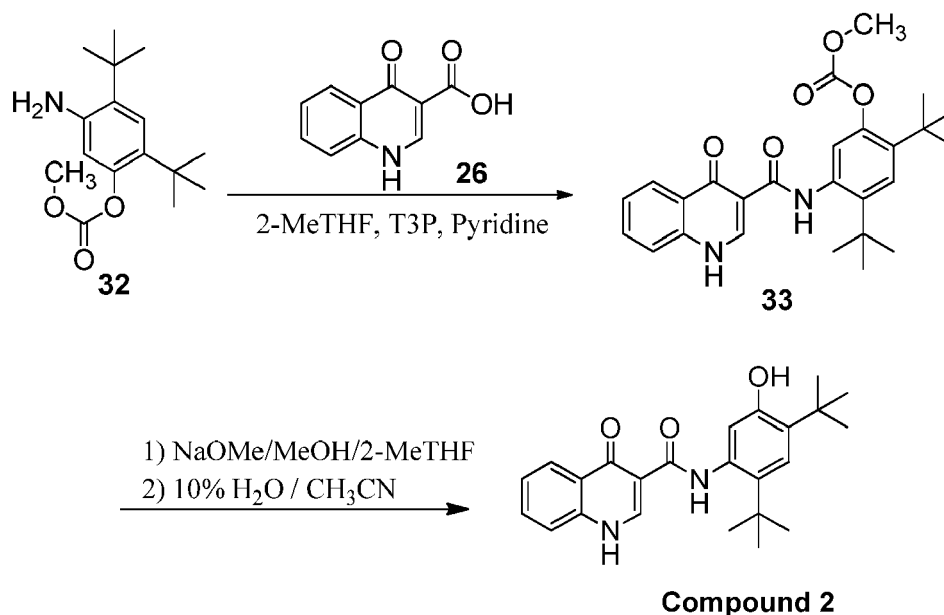
[0622]



[0623] 4-Oxo-1,4-dihydroquinoline-3-carboxylic acid, **26**, (1.0 eq) and 5-amino-2,4-di-tert-butylphenyl methyl carbonate, **32**, (1.1 eq) were charged to a reactor. 2-MeTHF (4.0 vol, relative to the acid) was added followed by T3P® 50% solution in 2-MeTHF (1.7 eq). The T3P charged vessel was washed with 2-MeTHF (0.6 vol). Pyridine (2.0 eq) was then added, and the resulting suspension was heated to 47.5 +/- 5.0 °C and held at this temperature for 8 hours. A sample was taken and checked for completion by HPLC. Once complete, the resulting mixture was cooled to 25.0 °C +/- 2.5 °C. 2-MeTHF was added (12.5 vol) to dilute the mixture. The reaction mixture was washed with water (10.0 vol) 2 times. 2-MeTHF was added to bring the total volume of reaction to 40.0 vol (~16.5 vol charged). To this solution was added NaOMe/MeOH (1.7 equiv) to perform the methanolysis. The reaction was stirred for no less than 1.0 hour, and checked for completion by HPLC. Once complete, the reaction was quenched with 1 N HCl (10.0 vol), and washed with 0.1 N HCl (10.0 vol). The organic solution was polish filtered to remove any particulates and placed in a second reactor. The filtered solution was concentrated at no more than 35 °C (jacket temperature) and no less than 8.0 °C (internal reaction temperature) under reduced pressure to 20 vol. CH₃CN was added to 40 vol and the solution concentrated at no more than 35 °C (jacket temperature) and no less than 8.0 °C (internal reaction temperature) to 20 vol. The addition of CH₃CN and concentration cycle was repeated 2 more times for a total of 3 additions of CH₃CN and 4 concentrations to 20 vol. After the final concentration to 20 vol, 16.0 vol of CH₃CN was added followed by 4.0 vol of H₂O to make a final concentration of 40 vol of 10% H₂O/CH₃CN relative to the starting acid. This slurry was heated to 78.0 °C +/- 5.0 °C (reflux). The slurry was then stirred for no less than 5 hours. The slurry was cooled to 0.0 °C +/- 5 °C over 5 hours, and filtered. The cake was washed with 0.0 °C +/- 5.0 °C CH₃CN (5 vol) 4 times. The resulting solid (Compound 2) was dried in a vacuum oven at 50.0 °C +/- 5.0 °C. ¹H NMR (400 MHz, DMSO-*d*₆) δ 12.8 (s, 1H), 11.8 (s, 1H), 9.2 (s, 1H), 8.9 (s, 1H), 8.3 (s, 1H), 7.2 (s, 1H), 7.9 (t, 1H), 7.8 (d, 1H), 7.5 (t, 1H), 7.1 (s, 1H), 1.4 (s, 9H), 1.4 (s, 9H).

Alternative Preparation of *N*-(2,4-di-*tert*-butyl-5-hydroxyphenyl)-4-oxo-1,4-dihydroquinoline-3-carboxamide (Compound 2).

[0624]

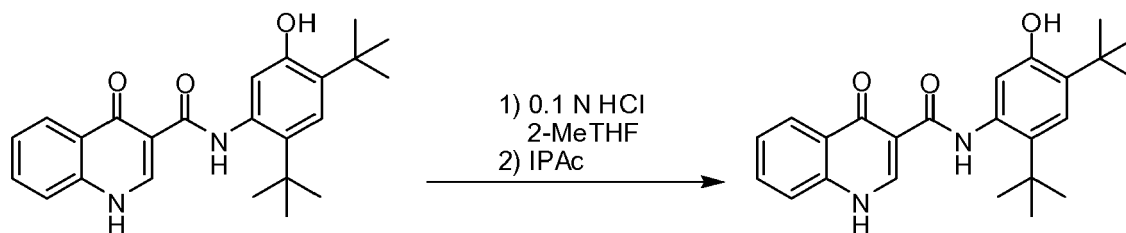


[0625] 4-Oxo-1,4-dihydroquinoline-3-carboxylic acid, **26**, (1.0 eq) and 5-amino-2,4-di-*tert*-butylphenyl methyl carbonate, **32**, (1.1 eq) were charged to a reactor. 2-MeTHF (4.0 vol, relative to the acid) was added followed by T3P® 50% solution in 2-MeTHF (1.7 eq). The T3P charged vessel was washed with 2-MeTHF (0.6 vol). Pyridine (2.0 eq) was then added, and the resulting suspension was heated to 47.5 +/- 5.0 °C and held at this temperature for 8 hours. A sample was taken and checked for completion by HPLC. Once complete, the resulting mixture was cooled to 20 °C +/- 5 °C. 2-MeTHF was added (12.5 vol) to dilute the mixture. The reaction mixture was washed with water (10.0 vol) 2 times and 2-MeTHF (16.5 vol) was charged to the reactor. This solution was charged with 30% w/w NaOMe/MeOH (1.7 equiv) to perform the methanolysis. The reaction was stirred at 25.0 °C +/- 5.0 °C for no less than 1.0 hour, and checked for completion by HPLC. Once complete, the reaction was quenched with 1.2 N HCl/H₂O (10.0 vol), and washed with 0.1 N HCl/H₂O (10.0 vol). The organic solution was polish filtered to remove any particulates and placed in a second reactor.

[0626] The filtered solution was concentrated at no more than 35 °C (jacket temperature) and no less than 8.0 °C (internal reaction temperature) under reduced pressure to 20 vol. CH₃CN was added to 40 vol and the solution concentrated at no more than 35 °C (jacket temperature) and no less than 8.0 °C (internal reaction temperature) to 20 vol. The addition of CH₃CN and concentration cycle was repeated 2 more times for a total of 3 additions of CH₃CN and 4 concentrations to 20 vol. After the final concentration to 20 vol, 16.0 vol of CH₃CN was charged followed by 4.0 vol of H₂O to make a final concentration of 40 vol of 10% H₂O/CH₃CN relative to the starting acid. This slurry was heated to 78.0 °C +/- 5.0 °C (reflux). The slurry was then stirred for no less than 5 hours. The slurry was cooled to 20 to 25 °C over 5 hours, and filtered. The cake was washed with CH₃CN (5 vol) heated to 20 to 25 °C 4 times. The resulting solid (Compound 2) was dried in a vacuum oven at 50.0 °C +/- 5.0 °C. ¹H NMR (400 MHz, DMSO-*d*₆) δ 12.8 (s, 1H), 11.8 (s, 1H), 9.2 (s, 1H), 8.9 (s, 1H), 8.3 (s, 1H), 7.2 (s, 1H), 7.9 (t, 1H), 7.8 (d, 1H), 7.5 (t, 1H), 7.1 (s, 1H), 1.4 (s, 9H), 1.4 (s, 9H).

Procedure for the recrystallization of *N*-(2,4-di-*tert*-butyl-5-hydroxyphenyl)-4-oxo-1,4-dihydroquinoline-3-carboxamide (Compound 2).

[0627]



[0628] Compound 2 (1.0 eq) was charged to a reactor. 2-MeTHF (20.0 vol) was added followed by 0.1N HCl (5.0 vol). The biphasic solution was stirred and separated and the top organic phase was washed twice more with 0.1N HCl (5.0 vol). The organic solution was polish filtered to remove any particulates and placed in a second reactor. The filtered solution was concentrated at no more than 35 °C (jacket temperature) and no more than 8.0 °C (internal reaction temperature) under reduced pressure to 10 vol. Isopropyl acetate (IPAc) (10 vol) was added and the solution concentrated at no more than 35 °C (jacket temperature) and no more than 8.0 °C (internal reaction temperature) to 10 vol. The addition of IPAc and concentration was repeated 2 more times for a total of 3 additions of IP Ac and 4 concentrations to 10 vol. After the final concentration, 10 vol of IP Ac was charged and the slurry was heated to reflux and maintained at this temperature for 5 hours. The slurry was cooled to 0.0 °C +/- 5 °C over 5 hours and filtered. The cake was washed with IPAc (5 vol) once. The resulting solid was dried in a vacuum oven at 50.0 °C +/- 5.0 °C.

Example 3: Preparation of Solid Dispersion of Amorphous Compound 1 and Amorphous Compound 2 (1:1) Substantially Free of Polymer.

[0629] 56.5 g of Compound 1 and 56.5 g Compound 2 were added to 895.9 g of 90:10 methyl ethyl ketone (MEK): water in a 2 L amber bottle. The material was stirred until both compounds had dissolved and was spray dried using a Buchi Mini Spray Dryer set to the parameters described below in Table 8:

Table 8: 50/50 Spray dried dispersion processing parameters.

Formulation Description:	Compound 1/Compound 2 (50/50)
T inlet (setpoint)	115 °C
T outlet (start)	56 °C
T outlet (end)	42 °C
Nitrogen Pressure	120 psi
Aspirator	100 %
Pump	40%
Rotometer	40 mm
Filter Pressure	-60 mbar
Condenser Temp	-20 °C
Run Time	1 h 17 min

[0630] The material was secondary dried in a vacuum oven with nitrogen purge for 2 hours at 60 °C and overnight at 80 °C. Figure 5 presents an SEM image of this spray dried dispersion. Referring to Figures 1 and 2, the amorphous form was confirmed by XRPD and DSC, showing a glass transition temperature of 124 °C.

[0631] Referring to Figure 3, the spray dried dispersion underwent solid state NMR analysis for ¹H-¹H spin diffusion on Compound 1 and Compound 2. For the NMR spectrum in Figure 3, the following solid state NMR parameters were used:

¹⁹F T₁ (spin lattice relaxation time): 7-9 seconds

Spinning: 12.5kHz

Temp (K): 275

EP 3 424 534 A1

Reference: 29.5 ppm adamantane

D20: 0.1 - 50 ms

5 **[0632]** As illustrated in the solid state NMR spectrum in Figure 3, Compound 1 and Compound 2 contact at a molecular level.

[0633] Referring to Figure 4, ^{19}F and ^{13}C solid state NMR spectra were recorded for the spray dried dispersion of Compound 1 and Compound 2. Figure 4 (top) is an overlay of Peak A and Peak B. Figure 4 (bottom) is peak C.

10 PEAK A: ^{13}C CPMAS

[0634]

Sample Prep: Compound 1 and Compound 2 were cryoground/cryomilled for 100 min.

15 $^1\text{HT}_1$: 0.85 s

Spinning: 12.0 kHz

20 Reference: 29.5 ppm adamantane

Temp (K): 275

PEAK B: ^{13}C CPMAS

25 **[0635]**

Sample Prep: spray dried dispersion was dried for 72 hr.

30 $^1\text{HT}_1$: 0.85 s

Spinning: 12.0 kHz

Reference: 29.5 ppm adamantane

35 Temp (K): 275

PEAK C: ^{19}F MAS

40 **[0636]**

Sample Prep: spray dried dispersion was dried for 72 hr.

45 ^{19}F T_1 : 7-9 s

Spinning: 12.5 kHz

Reference: 29.5 ppm adamantane

50 Temp (K): 275

RD: 2 s

55 **[0637]** Thermogravimetric analyses were performed on the spray dried dispersion that underwent the following processing:

Sample A: 3 days at 90 °C under vacuum, followed by N_2 purge.

Sample B: 3 days at 40 °C.

[0638] Figure 5 presents an SEM image of this spray dried dispersion.

Example 4: Preparation of Solid Dispersion of Amorphous Compound 1 and Amorphous Compound 2 (1:3) Substantially Free of Polymer.

[0639] 29.94 g of Compound 1 and 90.01 g Compound 2 were added to 955.7 g of 90:10 methyl ethyl ketone (MEK): water in a 2 L amber bottle. The material was stirred until both compounds had dissolved and was spray dried using a Buchi mini spray drier set to the parameters described below in Table 9:

Table 9: 25/75 Spray dried dispersion processing parameters.

Formulation Description:	Compound 1/Compound 2 (25/75)
T inlet (setpoint)	115 °C
T outlet (start)	57° C
T outlet (end)	47° C
Nitrogen Pressure	120 psi
Aspirator	100 %
Pump	40 %
Rotometer	40 mm
Filter Pressure	-45 mbar
Condenser Temp	0 °C
Run Time	25 min

[0640] 700 g of solution was spray dried. The material was secondary dried in a vacuum oven with nitrogen purge overnight at 80 °C. Approximately 20 g of amorphous Compound 1 and Compound 2 (26% yield) was recovered. Figure 8 presents an SEM image of this spray dried dispersion. Referring to Figures 6 and 7, the amorphous form was confirmed by XRPD and DSC showing a glass transition temperature of 155 °C.

Example 5: Preparation of Solid Dispersion of Amorphous Compound 1 and Amorphous Compound 2 (1:10) Substantially Free of Polymer.

[0641] 2.03 g of Compound 1 and 20.08 g Compound 2 were added to 234.1 g of 90:10 methyl ethyl ketone (MEK): water in a 0.5 L amber bottle. The material was stirred until both compounds had dissolved and was spray dried using a Buchi mini spray dried set to the parameters described below in Table 10:

Table 10: 9/91 Spray dried dispersion processing parameters.

Formulation Description:	Compound 1/Compound 2 (9/91)
T inlet (setpoint)	120 °C
T outlet (start)	57° C
T outlet (end)	56° C
Nitrogen Pressure	120 psi
Aspirator	100 %
Pump	35 %
Rotometer	40 mm
Filter Pressure	-50 mbar
Condenser Temp	2 °C

EP 3 424 534 A1

(continued)

Formulation Description:	Compound 1/Compound 2 (9/91)
Run Time	21 min

[0642] Approximately 15 g of amorphous Compound 1 and Compound 2 (68% yield) was recovered. The material was secondary dried in a vacuum oven at 60 °C for 3 days.

Example 6: Preparation of Solid Dispersion of Amorphous Compound 1 and Amorphous Compound 2 (10:1) Substantially Free of Polymer.

[0643] 20.03 g of Compound 1 and 2.04 g Compound 2 were added to 231.1 g of 90:10 methyl ethyl ketone (MEK): water in a 0.5 L amber bottle. The material was stirred until both compounds had dissolved and was spray dried using a Buchi mini spray dried set to the parameters described below in Table 11:

Table 11: 9/91 Spray drying dispersion processing parameters.

Formulation Description:	Compound 1/Compound 2 (91/9)
T inlet (setpoint)	105 °C
T outlet (start)	48° C
T outlet (end)	44° C
Nitrogen Pressure	150 psi
Aspirator	100 %
Pump	35 %
Rotometer	35 mm
Filter Pressure	-50 mbar
Condenser Temp	2 °C
Run Time	20 min

[0644] Approximately 11 g of amorphous Compound 1 and Compound 2 (50% yield) was recovered. The material was secondary dried in a vacuum oven at 60 °C for 3 days. Amorphous form was confirmed by XRPD and DSC.

Example 7: Preparation of Solid Dispersion of Amorphous Compound 1 and Amorphous Compound 2 (1:3) via hot pressure / hot temperature method.

[0645] Compound 1 and compound 2 were spray dried in a 1:3 ratio (25 wt% Compound 1 / 75 wt% Compound 2) using a solvent system consisting of methanol. The resulting mixture contained 5% solids load. The actual amounts of materials used in this process are listed in Table 12.

Table 12: Spray dry materials and amounts.

Material	Amount (g)
Compound 1	140
Compound 2	46.7
Methanol	3553.0

[0646] Compound 1 and Compound 2 were added to methanol to form a suspension at room temperature in an appropriately sized vessel. This suspension was delivered to a heat exchanger via a high pressure pump. The solids then dissolve at the target temperature in the heat exchanger before entering the nozzle.

[0647] The resulting suspension was spray dried on a PSD1 spray dryer using a Bend research flash atomizer. Spray

dryer operating parameters are listed in Table 13.

Table 13: Spray dryer operating parameters.

Function	Parameter Setting
Atomizer Sheath Gas Pressure (psi)	50
Feed Pressure (psi)	283
Feed Rate (g/min)	129
Inlet Temp (°C)	130
Outlet Temp (°C)	51

[0648] Wet SDD was collected and placed in a vacuum tray dryer with a nitrogen sweep gas due to possible oxidation risks. The residual levels of Methanol were tested for over 24 hr until low levels were detected (<10 ppm). Dried material was analyzed for bulk density and particle size resulting in values of 0.24 g/mL and a D50 of 6 µm, respectively.

Example 8: Preparation of a Solid Dispersion Comprising Substantially Amorphous Compound 1 and HPMC Polymer.

[0649] A solvent system of dichloromethane (DCM) and methanol (MeOH), is formulated according to the ratio 80 wt% DCM / 20 wt% MeOH, in an appropriately sized container, equipped with a magnetic stirrer and stir plate. Into this solvent system, hypromellose polymer (HPMC, E15 grade) and Compound 1 were added according to the ratio 20 wt% hypromellose / 80 wt% Compound 1. The resulting mixture contained 12.5 wt% solids. The actual amounts of ingredients and solvents used to generate this mixture are recited in Table 14, below:

Table 14: Solid spray dispersion ingredients for amorphous Compound 1.

	Units	Batch
Compound 1	g	2400
HPMC	g	600
Total Solids	g	3000
DCM	g	16800
MeOH	g	4200
Total Solvents	g	21000
Total Spray Solution Weight	g	24000

[0650] The mixture was mixed until it was substantially homogenous and all components were substantially dissolved.

[0651] A spray drier, Anhydro MS-35 Spray Drier, fitted with two fluid 0.8mm nozzle (Schlick series 970/0 S4), was used under normal spray drying mode, following the dry spray process parameters recited in Table 15, below.

Table 15: Spray drying dispersion processing parameters to generate solid spray dispersion of amorphous Compound 1.

Parameter:	Value:
Process Gas Flow Rate	34 Kg/hr
Nozzle Gas Flow Rate	4.2 Kg/hr
Feed Flow Rate	2 Kg/hr
Inlet Temperature	96-108° C
Outlet Temperature	40° C
Vacuum Dryer Temperature	45° C
Vacuum Drying Time	24-72 hours

[0652] A high efficiency cyclone separated the wet product from the spray gas and solvent vapors. The wet product was transferred into trays and placed in vacuum dryer for drying to reduce residual solvents to a level of less than about 3000 ppm for MeOH and less than 600ppm of DCM and to generate dry spray dry dispersion of amorphous Compound 1, containing <0.02% MeOH and <0.06% DCM.

Example 9: Preparation of a Solid Dispersion Comprising Substantially Amorphous Compound 2 and HPMCAS Polymer.

[0653] A solvent system of MEK and DI water, formulated according to the ratio 90 wt% MEK / 10 wt% DI water, was heated to a temperature of 20 - 30 °C in a reactor, equipped with a magnetic stirrer and thermal circuit. Into this solvent system, hypromellose acetate succinate polymer (HPMCAS)(HG grade), SLS, and Compound 2 were added according to the ratio 19.5 wt% hypromellose acetate succinate / 0.5 wt% SLS / 80 wt% Compound 2. The resulting mixture contained 10.5 wt% solids. The actual amounts of ingredients and solvents used to generate this mixture are recited in Table 16, below.

Table 16: Solid spray dispersion ingredients for amorphous compound 2.

	Units	Batch
Compound 2	Kg	70.0
HPMCAS	Kg	17.1
SLS	Kg	0.438
Total Solids	Kg	87.5
MEK	Kg	671
Water	Kg	74.6
Total Solvents	Kg	746
Total Spray Solution Weight	Kg	833

[0654] The mixture temperature was adjusted to a range of 20 - 45 °C and mixed until it was substantially homogenous and all components were substantially dissolved.

[0655] A spray drier, Niro PSD4 Commercial Spray Dryer, fitted with pressure nozzle (Spray Systems Maximum Passage series SK-MFP having orifice/core size 54/21) equipped with anti-bearding cap, was used under normal spray drying mode, following the dry spray process parameters recited in Table 17, below.

Table 17: Spray drying dispersion processing parameters to generate solid spray dispersion of amorphous Compound 2.

Parameter:	Value:
Feed Pressure	20 bar
Feed Flow Rate	92 - 100 Kg/hr
Inlet Temperature	93 - 99° C
Outlet Temperature	53 - 57° C
Vacuum Dryer Temperature	80° C for 2 hours then 110° C (+/-5 °C)
Vacuum Drying Time	20 - 24 hours

[0656] A high efficiency cyclone separated the wet product from the spray gas and solvent vapors. The wet product contained 8.5 - 9.7% MEK and 0.56 - 0.83% water and had a mean particle size of 17 - 19 µm and a bulk density of 0.27 - 0.33 g/cc. The wet product was transferred to a 4000 L stainless steel double cone vacuum dryer for drying to reduce residual solvents to a level of less than about 5000 ppm and to generate dry spray dry dispersion of amorphous Compound 2, containing <0.03% MEK and 0.3% water.

Example 10: Preparation of Solid Dispersion of Amorphous Compound 1 and Amorphous Compound 2 (1:1).

[0657] Compound 1 and Compound 2 were spray dried in a 1:1 ratio (40 wt% Compound 1 / 40 wt% Compound 2) along with 20 wt% hypromellose acetate succinate polymer (HPMCAS, HG grade) using a solvent system consisting of 90 wt% methyl ethyl ketone (MEK) / 10 wt% DI water. The resulting mixture contained 11% solids load. The actual amounts of materials used in this process are listed in Table 18.

Table 18: Spray dry materials and amounts.

Material	Amount (g)
Compound 1	30.1
Compound 2	30
HPMCAS-HG	15
MEK	546.1
Water	60.7

[0658] MEK and water were mixed at room temperature in an appropriately sized vessel using a magnetic stir bar. Compound 2 was added to the MEK/water mixture and allowed to stir until dissolved. Compound 1 was then added and stirred until dissolved. Lastly, HPMCAS-HG was added and stirred until dissolved.

[0659] The resulting mixture was spray dried on a Buchi B-290 spray dryer using a 2 fluid nozzle, 1.5 mm. Spray dryer operating parameters are listed in Table 19.

Table 19: Spray dryer operating parameters.

Function	Parameter Setting
Inlet Temp (°C)	122
Outlet Temp (°C)*	52
Rotometer (mm)	30
Solution Pump (%)	60
Filter Pressure (psi)*	-10
Nitrogen Pressure (psi)	120
Aspirator (%)	100
Condenser Temp (°C)	2
*Observed condition, not a set parameter.	

[0660] Wet SDD was collected and placed in a vacuum oven at ambient temperature and allowed to dry until residual MEK levels were <5000 ppm. Dried material was analyzed for bulk density and particle size resulting in values of 0.33 g/mL and a D50 of 4.092 μ m, respectively.

Example 11: Preparation of Solid Dispersion of Amorphous Compound 1 and Amorphous Compound 2 (2:1).

[0661] Compound 1 and Compound 2 were spray dried in a 2:1 ratio (53 wt% Compound 1 / 27 wt% Compound 2) along with 20 wt% hypromellose acetate succinate polymer (HPMCAS, HG grade) using a solvent system consisting of 90 wt% methyl ethyl ketone (MEK) / 10 wt% DI water. The resulting mixture contained 11% solids load. The actual amounts of materials used in this process are listed in Table 20.

Table 20: Spray dry materials and amounts.

Material	Amount (g)
Compound 1	40

EP 3 424 534 A1

(continued)

Material	Amount (g)
Compound 2	20
HPMCAS-HG	15
MEK	546.1
Water	60.7

[0662] MEK and water were mixed at room temperature in an appropriately sized vessel using a magnetic stir bar. Compound 2 was added to the MEK/water mixture and allowed to stir until dissolved. Compound 1 was then added and stirred until dissolved. Lastly, HPMCAS-HG was added and stirred until dissolved.

[0663] The resulting mixture was spray dried on a Buchi B-290 spray dryer using a 2 fluid nozzle, 1.5 mm. Spray dryer operating parameters are listed in Table 21.

Table 21: Spray dryer operating parameters.

Function	Parameter Setting
Inlet Temp (°C)	119
Outlet Temp (°C)*	54
Rotometer (mm)	40
Solution Pump (%)	60
Filter Pressure (psi)*	-10
Nitrogen Pressure (psi)	120
Aspirator (%)	100
Condenser Temp (°C)	2
*Observed condition, not a set parameter.	

[0664] Wet SDD was collected and placed in a vacuum oven at ambient temperature and allowed to dry until residual MEK levels were <5000 ppm. Dried material was analyzed for bulk density and particle size resulting in values of 0.35 g/mL and a D50 of 4.682 μ m, respectively.

Example 12: Preparation of a Tablet Formulation from Dry Granulation Roller Compaction.

Equipment:

[0665] Turbula blender, V-shell blender or a bin blender, Gerteis Roller Compactor, Piccola tablet press.

Screening/Weighing:

[0666] The solid dispersion comprising substantially amorphous Compound 1, the solid dispersion comprising substantially amorphous Compound 2, and excipients may be screened prior to or after weigh-out. Appropriate screen sizes are mesh 30, or mesh 60.

Blending:

[0667] The solid dispersion comprising substantially amorphous Compound 1, the solid dispersion comprising substantially amorphous Compound 2, and excipients may be added to the blender in different order. Additional lubing step might be required. The blending and lubing may be performed in a Turbula blender, a v-shell blender, or a bin blender. The components may be blended for 10 or may be lubed for 4 minutes.

Dry Granulation:

[0668] The blend may be granulated using a Gerteis roller compactor. The blend may be granulated using combined smooth/smooth rolls and with the integrated 0.8 mm mesh milling screen with pocketed rotor and paddle agitator. The Gerteis roller compactor may be operated with a roll gap of 2 mm, roll pressure of 4 kNcm, roll speed of 2 rpm, agitator speed 15 rpm, granulation speed clockwise/counterclockwise of 80/80 rpm, and oscillation clockwise/counterclockwise of 330/360 degrees. The ribbons produced may be milled with integrated mill equipped with 0.8mm mesh screen.

Blending:

[0669] The roller compacted granules may be blended with extra-granular excipients such as filler, disintegrant and, if needed lubricant using a Turbula blender, V-shell blender or a bin blender. The blending time may be 10 or may be lubed for 4 minutes.

Compression:

[0670] The compression blend may be compressed into tablets using a single station or rotary tablet presses, such as the Piccola press, using Tooling Size D Caplet Tooling (0.568" × 0.2885"). The weight of the tablets for a dose of 50 mg of substantially amorphous Compound 1 and 150 mg of substantially amorphous Compound 2 may be about 400 or 600 mg.

Table 22. Tablet comprising 50 mg Compound 1 and 150 mg Compound 2.

	Ingredient	Amount per tablet (mg)
Intra-granular	Compound 1 SDD	62.5
	Compound 2 SDD	187.5
	Microcrystalline cellulose	116.35
	Croscarmellose Sodium	17.31
	Magnesium Stearate	0.96
	Total	384.62
Extra-granular	Microcrystalline cellulose	87.74
	Croscarmellose Sodium	7.21
	Magnesium Stearate	1.20
	Total	96.15

Example 13: Preparation of a 100mg Compound 1 and 150mg Compound 2 Tablet Formulation from Dry Granulation Roller Compaction.Equipment:

[0671] Turbula blender, V-shell blender or a bin blender, Gerteis Roller Compactor, MTS Universal Testing System

Screening/Weighing:

[0672] The solid dispersion comprising substantially amorphous Compound 1, the solid dispersion comprising substantially amorphous Compound 2, and excipients may be screened prior to or after weigh-out. Appropriate screen sizes are mesh 30, or mesh 60.

Blending:

[0673] The solid dispersion comprising substantially amorphous Compound 1, the solid dispersion comprising substantially amorphous Compound 2, and excipients may be added to the blender in different order. Additional lubing step might be required. The blending and lubing may be performed in a Turbula blender, a v-shell blender, or a bin blender.

EP 3 424 534 A1

The components may be blended for 10 or may be lubed for 4 minutes.

Dry Granulation:

[0674] The blend may be granulated using a Gerteis roller compactor. The blend may be granulated using combined smooth/smooth rolls and with the integrated 0.8 mm mesh milling screen with pocketed rotor and paddle agitator. The Gerteis roller compactor may be operated with a roll gap of 2 mm, roll pressure of 4 kNcm, roll speed of 2 rpm, agitator speed 15 rpm, granulation speed clockwise/counterclockwise of 80/80 rpm, and oscillation clockwise/counterclockwise of 330/360 degrees. The ribbons produced may be milled with integrated mill equipped with 0.8 mm mesh screen.

Blending:

[0675] The roller compacted granules may be blended with extra-granular excipients such as filler, disintegrant and, if needed lubricant using a Turbula blender, V-shell blender or a bin blender. The blending time may be 10 or may be lubed for 4 minutes.

Compression:

[0676] The compression blend may be compressed into tablets using a single station or rotary tablet presses, such as the MTS Universal Testing System, using Tooling Size D Caplet Tooling (0.65" × 0.33"). The weight of the tablets for a dose of 100 mg of substantially amorphous Compound 1 and 150 mg of substantially amorphous Compound 2 may be about 500 to 700 mg.

Table 23. Tablet comprising 100 mg Compound 1 and 150 mg Compound 2.

	Ingredient	Amount per tablet (mg)
Intra-granular	Compound 1 SDD	125
	Compound 2 SDD	187.5
	Microcrystalline cellulose	145.45
	Croscarmellose Sodium	21.65
	Magnesium Stearate	1.20
	Total	480.80
Extra-granular	Microcrystalline cellulose	109.68
	Croscarmellose Sodium	9.02
	Magnesium Stearate	1.50
	Total	120.20

Example 14: Preparation of a 100 mg Compound 1 and 150 mg Compound 2 Tablet Formation from Dry Granulation Roller Compaction.

Equipment:

[0677] Turbula blender, V-shell blender or a bin blender, Gerteis Roller Compactor, Courtoy tablet press, Omega coating system

Screening/Weighing:

[0678] The solid dispersion comprising substantially amorphous Compound 1, the solid dispersion comprising substantially amorphous Compound 2, and excipients may be screened prior to or after weigh-out. Appropriate screen sizes are 24R, or mesh 60.

Blending:

[0679] The solid dispersion comprising substantially amorphous Compound 1, the solid dispersion comprising substantially amorphous Compound 2, and excipients may be added to the blender in different order. The blending may be performed in a Turbula blender, a v-shell blender, or a bin blender. The components may be blended for 25 minutes.

Dry Granulation:

[0680] The blend may be granulated using a Gerteis roller compactor. The blend may be granulated using combined smooth/smooth rolls and with the integrated 0.8 mm mesh milling screen with pocketed rotor and paddle agitator. The Gerteis roller compactor may be operated with a roll gap of 3mm, roll pressure of 10 kNcm, roll speed of 8 rpm, agitator speed 15 rpm, granulation speed clockwise/counterclockwise of 150/150 rpm, and oscillation clockwise/counterclockwise of 375/375 degrees. The ribbons produced may be milled with integrated mill equipped with 0.8mm mesh screen.

Blending:

[0681] The roller compacted granules may be blended with extra-granular excipients such as filler and, if needed lubricant using a Turbula blender, V-shell blender or a bin blender. The blending time may be 7 minutes or may be lubed for 5 minutes.

Compression:

[0682] The compression blend may be compressed into tablets using a single station or rotary tablet presses, such as the Courtoy tablet press, using Tooling Size D Caplet Tooling (0.625" × 0.334"). The weight of the tablets for a dose of 100 mg of substantially amorphous Compound 1 and 150 mg of substantially amorphous Compound 2 may be about 500 to 700 mg.

Coating:

[0683] The core tablets are film coated using a continuous pan Omega coater. The film coat suspension is prepared by adding the Opadry yellow 20A120010 powder to purified water. The required amount of film coating suspension (3% of the tablet weight) is sprayed onto the tablets to achieve the desired weight gain.

Table 24. Tablet Comprising 100 mg Compound 1 and 150 mg Compound 2.

	Ingredient	Amount per tablet (mg)
Intra-granular	Compound 1 SDD	125
	Compound 2 SDD	187.5
	Microcrystalline cellulose	131.4
	Croscarmellose Sodium	29.6
	Total	473.5
Extra-granular	Microcrystalline cellulose	112.5
	Magnesium Stearate	5.9
	Total	118.4
Total uncoated Tablet		591.9
Film coat	Opadry	17.7
Total coated Tablet		609.6

OTHER EMBODIMENTS

[0684] All publications and patents referred to in this disclosure are incorporated herein by reference to the same extent as if each individual publication or patent application were specifically and individually indicated to be incorporated by reference. Should the meaning of the terms in any of the patents or publications incorporated by reference conflict

with the meaning of the terms used in this disclosure, the meaning of the terms in this disclosure are intended to be controlling. Furthermore, the foregoing discussion discloses and describes merely exemplary embodiments of the invention. One skilled in the art will readily recognize from such discussion and from the accompanying drawings and claims, that various changes, modifications and variations can be made therein without departing from the spirit and scope of the invention as defined in the following claims.

[0685] The invention is further defined with reference to the following clauses:

1. A spray dried dispersion comprising a plurality of therapeutic agents, wherein the dispersion is substantially free of a polymer.

2. The spray dried dispersion of clause 1, wherein the plurality of therapeutic agents consists of a first therapeutic agent and a second therapeutic agent.

3. The spray dried dispersion of clause 2, wherein the ratio of the first agent to the second agent is from about 1:10 to about 10:1 by weight.

4. The spray dried dispersion of clause 3, wherein the ratio of the first agent to the second agent is about 1:1 by weight.

5. The spray dried dispersion of clause 3, wherein the ratio of the first agent to the second agent is about 1:3 by weight.

6. The spray dried dispersion of clause 3, wherein the ratio of the first agent to the second agent is about 1:6 by weight.

7. The spray dried dispersion of clause 3, wherein the ratio of the first agent to the second agent is about 2:3 by weight.

8. The spray dried dispersion of any of clauses 2-7, wherein the first agent is a CFTR corrector.

9. The spray dried dispersion of any of clauses 2-7, wherein the second agent is a CFTR potentiator.

10. The spray dried dispersion of any of clauses 2-7, wherein the first agent is a CFTR corrector and the second agent is a CFTR potentiator.

11. The spray dried dispersion of any of clauses 2-10, wherein the first agent is (*R*)-1-(2,2-difluorobenzo[d][1,3]dioxol-5-yl)-N-(1-(2,3-dihydroxypropyl)-6-fluoro-2-(1-hydroxy-2-methylpropan-2-yl)-1H-indol-5-yl)cyclopropanecarboxamide.

12. The spray dried dispersion of any of clauses 2-10, wherein the second agent is N-[2,4-bis(1,1-dimethylethyl)-5-hydroxyphenyl]-1,4-dihydro-4-oxoquinoline-3-carboxamide.

13. The spray dried dispersion of any of clauses 2-10, wherein the first agent is (*R*)-1-(2,2-difluorobenzo[d][1,3]dioxol-5-yl)-N-(1-(2,3-dihydroxypropyl)-6-fluoro-2-(1-hydroxy-2-methylpropan-2-yl)-1H-indol-5-yl)cyclopropanecarboxamide, and the second agent is N-[2,4-bis(1,1-dimethylethyl)-5-hydroxyphenyl]-1,4-dihydro-4-oxoquinoline-3-carboxamide.

14. The spray dried dispersion of any of clauses 1-13, having T_g of from about 80 °C to about 180 °C.

15. The spray dried dispersion of any of clauses 1-14, wherein the spray dried dispersion is substantially amorphous.

16. A spray dried dispersion consisting of a plurality of therapeutic agents.

17. The spray dried dispersion of clause 16, wherein there are two therapeutic agents, a first therapeutic agent and a second therapeutic agent.

18. The spray dried dispersion of clause 17, wherein the ratio of the first agent to the second agent is from about 1:10 to about 10:1 by weight.

19. The spray dried dispersion of clause 18, wherein the ratio of the first agent to the second agent is about 1:1 by weight.

20. The spray dried dispersion of clause 18, wherein the ratio of the first agent to the second agent is about 1:3 by weight.

21. The spray dried dispersion of clause 18, wherein the ratio of the first agent to the second agent is about 1:6 by weight.

22. The spray dried dispersion of clause 18, wherein the ratio of the first agent to the second agent is about 2:3 by weight.

23. The spray dried dispersion of any of clauses 17-22, wherein the first agent is a CFTR corrector.

24. The spray dried dispersion of any of clauses 17-22, wherein the second agent is a CFTR potentiator.

25. The spray dried dispersion of any of clauses 17-22, wherein the first agent is a CFTR corrector and the second agent is a CFTR potentiator.

26. The spray dried dispersion of any of clauses 17-25, wherein the first agent is (*R*)-1-(2,2-difluorobenzo[d][1,3]dioxol-5-yl)-N-(1-(2,3-dihydroxypropyl)-6-fluoro-2-(1-hydroxy-2-methylpropan-2-yl)-1H-indol-5-yl)cyclopropanecarboxamide.

27. The spray dried dispersion of any of clauses 17-25, wherein the second agent is N-[2,4-bis(1,1-dimethylethyl)-5-hydroxyphenyl]-1,4-dihydro-4-oxoquinoline-3-carboxamide.

28. The spray dried dispersion of any of clauses 17-25, wherein the first agent is (*R*)-1-(2,2-difluorobenzo[d][1,3]dioxol-5-yl)-N-(1-(2,3-dihydroxypropyl)-6-fluoro-2-(1-hydroxy-2-methylpropan-2-yl)-1H-indol-5-yl)cyclopropanecarboxamide; and the second agent is N-[2,4-bis(1,1-dimethylethyl)-5-hydroxyphenyl]-1,4-dihydro-4-oxoquinoline-3-carboxamide.

29. A spray dried dispersion comprising a particle, wherein the particle comprises a plurality of therapeutic agents, and the particle is substantially free of a polymer.

30. The spray dried dispersion of clause 29, wherein the particle consists essentially of a first agent and a second agent.

31. The spray dried dispersion of clause 30, wherein the ratio of the first agent to the second agent is from about 1:10 to about 10:1 by weight.

32. The spray dried dispersion of clause 31, wherein the ratio of the first agent to the second agent is about 1:1 by weight.

33. The spray dried dispersion of clause 31, wherein the ratio of the first agent to the second agent is about 1:3 by weight.

34. The spray dried dispersion of clause 31, wherein the ratio of the first agent to the second agent is about 1:6 by weight.

35. The spray dried dispersion of clause 31, wherein the ratio of the first agent to the second agent is about 2:3 by weight.

36. The spray dried dispersion of any of clauses 31-35, wherein the first agent is a CFTR corrector.

37. The spray dried dispersion of any of clauses 31-35, wherein the second agent is a CFTR potentiator.

38. The spray dried dispersion of any of clauses 30-35, wherein the first agent is a CFTR corrector and the second agent is a CFTR potentiator.

39. The spray dried dispersion of any of clauses 30-35, wherein the first agent is (*R*)-1-(2,2-difluorobenzo[d][1,3]dioxol-5-yl)-N-(1-(2,3-dihydroxypropyl)-6-fluoro-2-(1-hydroxy-2-methylpropan-2-yl)-1H-indol-5-yl)cyclopropanecarboxamide.

40. The spray dried dispersion of any of clauses 30-35, wherein the second agent is N-[2,4-bis(1,1-dimethylethyl)-5-hydroxyphenyl]-1,4-dihydro-4-oxoquinoline-3-carboxamide.

41. The spray dried dispersion of any of clauses 30-35, wherein the first agent is (*R*)-1-(2,2-difluorobenzo[d][1,3]dioxol-5-yl)-N-(1-(2,3-dihydroxypropyl)-6-fluoro-2-(1-hydroxy-2-methylpropan-2-yl)-1H-indol-5-yl)cyclopropanecarboxamide, and the second agent is N-[2,4-bis(1,1-dimethylethyl)-5-hydroxyphenyl]-1,4-dihydro-4-oxoquinoline-3-carboxamide.

42. The spray dried dispersion of any of clauses 29-41, wherein the particle has a mean particle diameter of about 15 microns.

43. The spray dried dispersion of any of clauses 29-42, having a T_g of from about 80 °C to about 180 °C.

44. The spray dried dispersion of any of clauses 29-43, wherein the spray dried dispersion is substantially amorphous.

45. A pharmaceutical composition comprising the spray dried dispersion of any of clauses 1-44.

46. The pharmaceutical composition of clause 45, wherein the pharmaceutical composition comprises a tablet.

47. The pharmaceutical composition of clause 46, wherein the tablet comprises from about 25 mg to about 125 mg of Compound 1.

48. The pharmaceutical composition of either of clauses 46 or 47, wherein the tablet comprises from about 100 mg to about 200 mg of Compound 2.

49. The pharmaceutical composition of any of clauses 46-48, wherein the tablet comprises one or more excipients selected from a filler, a disintegrant, a lubricant, or any combination thereof.

50. The pharmaceutical composition of clause 49, wherein the tablet comprises from about 100 mg to about 300 mg of a filler.

51. The pharmaceutical composition of clause 50, wherein the filler comprises microcrystalline cellulose.

52. The pharmaceutical composition of any of clauses 46-51, wherein the tablet comprises from about 12 mg to about 36 mg of a disintegrant.

53. The pharmaceutical composition of clause 52, wherein the disintegrant comprises croscarmellose sodium.

54. The pharmaceutical composition of any of clauses 46-53, wherein the tablet comprises from about 1 mg to about 5 mg of a lubricant.

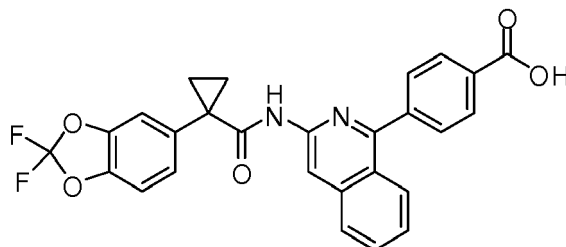
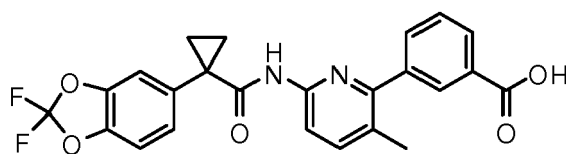
55. The pharmaceutical composition of clause 54, wherein the lubricant comprises magnesium stearate.

56. The pharmaceutical composition of any of clauses 45-55, further comprising an additional therapeutic agent.

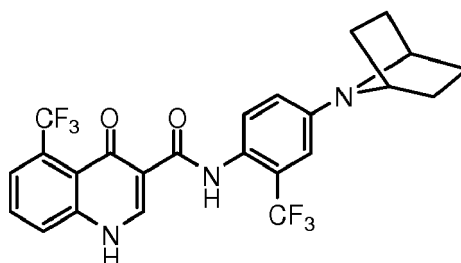
57. The pharmaceutical composition of clause 56, wherein the additional therapeutic agent is another CFTR corrector different from Compound 1.

58. The pharmaceutical composition of clause 56, wherein the additional therapeutic agent is another CFTR potentiator different from Compound 2.

59. The pharmaceutical composition of clause 56, wherein the additional therapeutic agent is selected from



or



60. A pharmaceutical composition comprising

an amorphous form of Compound 1, and
an amorphous form of Compound 2.

61. The pharmaceutical composition of clause 60, wherein the pharmaceutical composition is a tablet.

62. The pharmaceutical composition of clause 61, wherein the tablet comprises from about 25 mg to about 125 mg of Compound 1.

63. The pharmaceutical composition of clause 61, wherein the tablet comprises from about 100 mg to about 200 mg of Compound 2.

64. The pharmaceutical composition of clause 60, wherein the ratio of Compound 1 to Compound 2 is from about 1:10 to about 10:1 by weight.

65. The pharmaceutical composition of clause 64, wherein the ratio of Compound 1 to Compound 2 is about 1:1 by weight.

66. The pharmaceutical composition of clause 64, wherein the ratio of Compound 1 to Compound 2 is about 1:3 by weight.

67. The pharmaceutical composition of clause 64, wherein the ratio of Compound 1 to Compound 2 is about 1:6 by weight.

68. The pharmaceutical composition of clause 64, wherein the ratio of Compound 1 to Compound 2 is about 2:3 by weight.

69. The pharmaceutical composition of clause 60, comprising from about 5 wt% to about 15 wt% of Compound 1.

70. The pharmaceutical composition of clause 60, comprising from about 15 wt% to about 45 wt% of Compound 2.

71. The pharmaceutical composition of any of clauses 60-70, further comprising one or more excipients selected from a filler, a disintegrant, a lubricant, or any combination thereof.

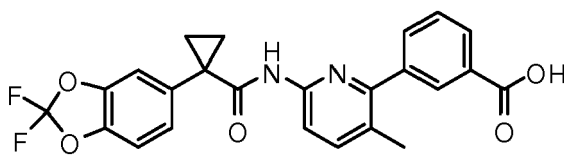
72. The pharmaceutical composition of clause 71, comprising from about 30 wt% to about 50 wt% of a filler.

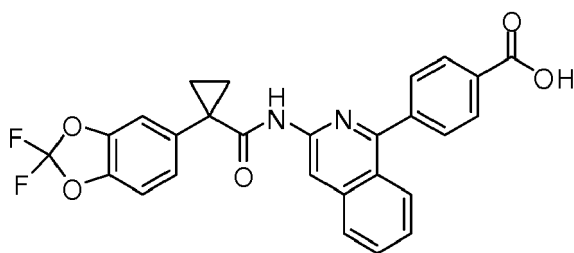
73. The pharmaceutical composition of clause 71, wherein the filler comprises microcrystalline cellulose.

74. The pharmaceutical composition of any of clauses 60-73, comprising from about 1 wt% to about 10 wt% of a disintegrant.

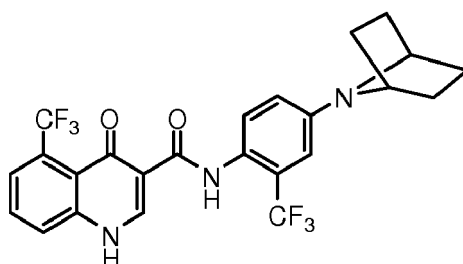
75. The pharmaceutical composition of clause 74, wherein the disintegrant comprises croscarmellose sodium.

76. The pharmaceutical composition of any of clauses 60-75, comprising about 1 wt% of a lubricant.
77. The pharmaceutical composition of clause 76, wherein the lubricant comprises magnesium stearate.
78. A pharmaceutical composition comprising
 a first spray dried dispersion and a second spray dried dispersion, wherein the first spray dried dispersion comprises
 an amorphous form of Compound 1, and the second spray dried dispersion comprises an amorphous form of
 Compound 2.
79. The pharmaceutical composition of clause 78, wherein the first spray dried dispersion further comprises a polymer.
80. The pharmaceutical composition of clause 78, wherein the first spray dried dispersion comprises from about 70
 wt% to about 90 wt% of Compound 1 and from about 10 wt% to about 30 wt% of the polymer.
81. The pharmaceutical composition of clause 79 or 80, wherein the polymer comprises hydroxypropyl methylcel-
 lulose.
82. The pharmaceutical composition of clause 78, wherein the second spray dried dispersion further comprises a
 polymer.
83. The pharmaceutical composition of clause 82, wherein the second spray dried dispersion comprises from about
 70 wt% to about 90 wt% of Compound 2 and from about 10 wt% to about 30 wt% of the polymer.
84. The pharmaceutical composition of any of clauses 78-83, comprising from about 5 wt% to about 20 wt% of the
 first spray dried dispersion.
85. The pharmaceutical composition of any of clauses 78-84, comprising from about 15 wt% to about 60 wt% of the
 second spray dried dispersion.
86. The pharmaceutical composition of any of clauses 78-85, wherein the pharmaceutical composition is a tablet.
87. The pharmaceutical composition of clause 86, wherein the tablet comprises about 25 mg to 125 mg of Compound
 1.
88. The pharmaceutical composition of clause 86, wherein the tablet comprises about 100 mg to 200 mg of Compound
 2.
89. The pharmaceutical composition of clause 86, comprising one or more excipients selected from a filler, a disin-
 tegrant, a lubricant, or any combination thereof.
90. The pharmaceutical composition of clause 86, comprising from about 30 wt% to about 50 wt% of a filler.
91. The pharmaceutical composition of clause 90, wherein the filler comprises microcrystalline cellulose.
92. The pharmaceutical composition of any of clauses 86-91, comprising from about 1 wt% to about 10 wt% of a
 disintegrant.
93. The pharmaceutical composition of clause 92, wherein the disintegrant comprises croscarmellose sodium.
94. The pharmaceutical composition of any of clauses 86-93, comprising about 1 wt% of a lubricant.
95. The pharmaceutical composition of clause 94, wherein the lubricant comprises magnesium stearate.
96. The pharmaceutical composition of clause 86, wherein the tablet comprises from about 30 mg to about 85 mg
 of the first spray dried dispersion.
97. The pharmaceutical composition of either of clauses 86 or 96, wherein the tablet comprises from about 150 mg
 to about 250 mg of the second spray dried dispersion.
98. The pharmaceutical composition of any of clauses 86-97, wherein the tablet comprises from about 100 mg to
 about 300 mg of a filler.
99. The pharmaceutical composition of any of clauses 86-98, wherein the tablet comprises from about 12 mg to
 about 36 mg of a disintegrant.
100. The pharmaceutical composition of any of clauses 86-99, wherein the tablet comprises from about 1 mg to
 about 5 mg of a lubricant.
101. The pharmaceutical composition of any of clauses 86-100, further comprising an additional therapeutic agent.
102. The pharmaceutical composition of clause 101, wherein the additional therapeutic agent is another CFTR
 corrector different from Compound 1.
103. The pharmaceutical composition of clause 101, wherein the additional therapeutic agent is another CFTR
 potentiator different from Compound 2.
104. The pharmaceutical composition of clause 101, wherein the additional therapeutic agent is selected from





or



105. A method of treating cystic fibrosis in a patient comprising administering to the patient the spray dried dispersion of any of clauses 1-44 or the pharmaceutical composition of any of clauses 45-104.

106. The method of clause 105, wherein the patient is orally administered the spray dried dispersion or pharmaceutical composition.

107. The method of either of clauses 105 or 106, further comprising administering to the patient an additional therapeutic agent.

108. The method of clause 107, wherein the additional therapeutic agent is administered before, after, or concurrently with the spray dried dispersion of any of clauses 1-44 or the pharmaceutical composition of any of clauses 45-104.

109. The method of any of clauses 105-108, wherein the patient is homozygous in the $\Delta F508$ CFTR mutation.

110. The method of any of clauses 105-108, wherein the patient is heterozygous in the $\Delta F508$ CFTR mutation.

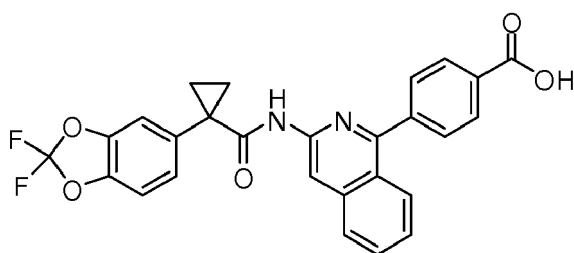
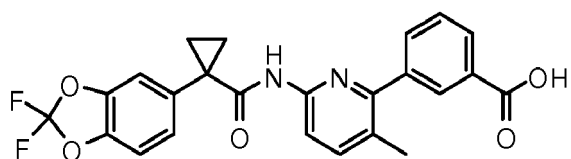
111. A kit comprising the spray dried dispersion of any of clauses 1-44 or the pharmaceutical composition of any of clauses 45-104.

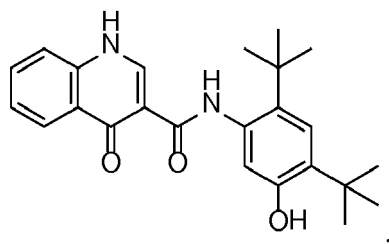
112. The kit of clause 111, further comprising an additional therapeutic agent.

113. The kit of clause 112, wherein the additional therapeutic agent is a CFTR corrector.

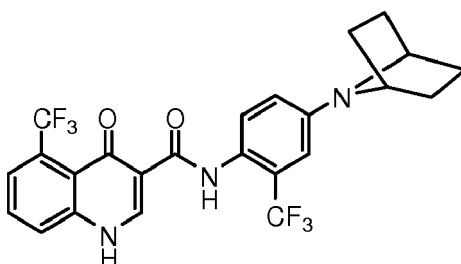
114. The kit of clause 112, wherein the additional therapeutic agent is a CFTR potentiator.

115. The kit of clause 112, wherein the additional therapeutic agent is selected from





or



116. The kit of any of clauses 112-115, wherein the additional therapeutic agent and the spray dried dispersion of any of clauses 1-44 or the pharmaceutical composition of any of clauses 45-104 are stored in separate containers.

117. The kit of any of clauses 112-115, wherein the additional therapeutic agent and the spray dried dispersion of any of clauses 1-44 or the pharmaceutical composition of any of clauses 45-104 are stored in the same container.

118. The kit of either of clauses 116 or 117, wherein the container is a bottle, vial, blister pack, or any combination thereof.

119. A method of generating a spray dried dispersion comprising:

providing a mixture of a plurality of therapeutic agents and a solvent, wherein the mixture is substantially free of polymer; and
forcing the mixture through a nozzle under spray drying conditions to generate the spray dried dispersion.

120. The method of clause 119, wherein the plurality of therapeutic agents consists of a first agent and a second agent.

121. The method of clause 120, wherein the ratio of the first agent to the second agent in the mixture is from about 1:10 to about 10:1 by weight.

122. The method of clause 121, wherein the ratio of the first agent to the second agent in the mixture is about 1:1 by weight.

123. The method of clause 121, wherein the ratio of the first agent to the second agent is about 1:3 by weight.

124. The method of clause 121, wherein the ratio of the first agent to the second agent in the mixture is about 1:6 by weight.

125. The method of clause 121, wherein the ratio of the first agent to the second agent in the mixture is about 2:3 by weight.

126. The method of any of clauses 119-125, wherein the first agent is a CFTR corrector.

127. The method of any of clauses 119-125, wherein the second agent is a CFTR potentiator.

128. The method of any of clauses 119-125, wherein the first agent is a CFTR corrector and the second agent is a CFTR potentiator.

129. The method of any of clauses 119-125, wherein the first agent is (R)-1-(2,2-difluorobenzo[d][1,3]dioxol-5-yl)-N-(1-(2,3-dihydroxypropyl)-6-fluoro-2-(1-hydroxy-2-methylpropan-2-yl)-1H-indol-5-yl)cyclopropanecarboxamide.

130. The method of any of clauses 119-125, wherein the second agent is N-[2,4-bis(1,1-dimethylethyl)-5-hydroxyphenyl]-1,4-dihydro-4-oxoquinoline-3-carboxamide.

131. The method of any one of clauses 119-130, wherein the solvent comprises a polar organic solvent.

132. The method of clause 131, wherein the polar organic solvent comprises methylethyl ketone, methyltertbutyl ether, methanol, IPA, THF, DCM, or any combination thereof.

133. The method of either of clauses 131 or 132, wherein the solvent further comprises water.

134. The method of clause 133, wherein the ratio of the polar organic solvent to water is from about 70:30 to about 95:5 by volume.

135. The method of clause 133, wherein the ratio of the polar organic solvent to water is about 90:10 by volume.

136. A spray dried dispersion comprising a plurality of particles that are substantially free of polymer, wherein

the particles comprise both a CFTR corrector and a CFTR potentiator, wherein the ratio of CFTR corrector to CFTR potentiator is from about 10:1 to about 1:10;

the particles have a mean particle diameter of about 15 microns or greater; the particles have a T_g of from about 80 °C to about 180 °C;

the particles are substantially amorphous; and

the plurality of particles is substantially free of a polymer.

137. A spray dried dispersion generated by

providing a mixture that consists essentially of a plurality of therapeutic agents and a solvent; and

forcing the mixture through a nozzle under spray drying conditions to generate the spray dried dispersion,

wherein the mixture is substantially free of a polymer.

138. A biological medium comprising Compound 1 and Compound 2.

139. The biological medium of clause 138, wherein the biological medium is an *in vitro* biological medium.

140. The biological medium of clause 138, wherein the biological medium is an *in vivo* biological medium.

Claims

1. A solid dispersion comprising substantially amorphous (R)-1-(2,2-difluorobenzo[d][1,3]dioxol-5-yl)-N-(1-(2,3-dihydroxypropyl)-6-fluoro-2-(1-hydroxy-2-methylpropan-2-yl)-1H-indol-5-yl)cyclopropanecarboxamide (Compound 1) and substantially amorphous N-(5-hydroxy-2,4-di-tert-butyl-phenyl)-4-oxo-1H-quinoline-3-carboxamide (Compound 2), wherein the substantially amorphous Compound 1 comprises less than about 15% crystalline Compound 1, and wherein the substantially amorphous Compound 2 comprises less than about 15% crystalline Compound 2.

2. The solid dispersion of claim 1, wherein Compound 1 and Compound 2 are co-spray dried with a solvent.

3. The solid dispersion of claim 1, wherein the solid dispersion comprises from about 35 wt% to about 60 wt% of substantially amorphous Compound 1, and/or wherein the solid dispersion comprises from about 20 wt% to about 45 wt% of substantially amorphous Compound 2.

4. The solid dispersion of claim 1, wherein the ratio of Compound 1 to Compound 2 is about 2:3 by weight.

5. The solid dispersion of any one of claims 1 to 4, wherein the solid dispersion is substantially free of polymer.

6. The solid dispersion of claim 5, wherein the solid dispersion is substantially amorphous.

7. The solid dispersion of claim 5 or 6, wherein the solid dispersion further comprises a surfactant, preferably wherein the surfactant comprises sodium lauryl sulfate in an amount from about 0.5 wt% to about 5 wt% relative to the total weight of the solid dispersion.

8. The solid dispersion of any one of claims 1 to 4, wherein the solid dispersion further comprises a polymer, preferably wherein the polymer is selected from hydroxypropyl methylcellulose acetate succinate and hydroxypropyl methylcellulose.

9. A pharmaceutical composition comprising the solid dispersion of any one of claims 1 to 8, preferably wherein the pharmaceutical composition is a tablet.

10. The pharmaceutical composition of claim 9, wherein the pharmaceutical composition comprises from about 5 wt% to about 15 wt% of substantially amorphous Compound 1 relative to the total weight of the pharmaceutical composition, and/or wherein the pharmaceutical composition comprises from about 15 wt% to about 45 wt% of substantially amorphous Compound 2 relative to the total weight of the pharmaceutical composition.

11. The pharmaceutical composition of claim 9 or 10, wherein the pharmaceutical composition further comprises one

or more excipients selected from a filler, a glidant, a diluent, a disintegrant, a lubricant, a binder, a surfactant, or any combination thereof.

5 **12.** The pharmaceutical composition of claim 11, wherein the pharmaceutical composition comprises from about 30 wt% to about 50 wt% of a filler, from about 1 wt% to about 10 wt% of a disintegrant, and/or about 1 wt% of a lubricant.

13. The pharmaceutical composition of claim 11 or 12, wherein the filler comprises microcrystalline cellulose, wherein the disintegrant comprises croscarmellose sodium, and/or wherein the lubricant comprises magnesium stearate.

10 **14.** The pharmaceutical composition of any one of claims 9 to 13, wherein the pharmaceutical composition further comprises an additional therapeutic agent, preferably wherein the additional therapeutic agent is selected from a mucolytic agent, bronchodilator, an antibiotic, an anti-infective agent, a CFTR modulator, or an antiinflammatory agent, more preferably wherein the additional therapeutic agent is a CFTR modulator.

15 **15.** A pharmaceutical composition of any one of claims 9 to 14 for use in a method of treating cystic fibrosis in a patient.

20

25

30

35

40

45

50

55

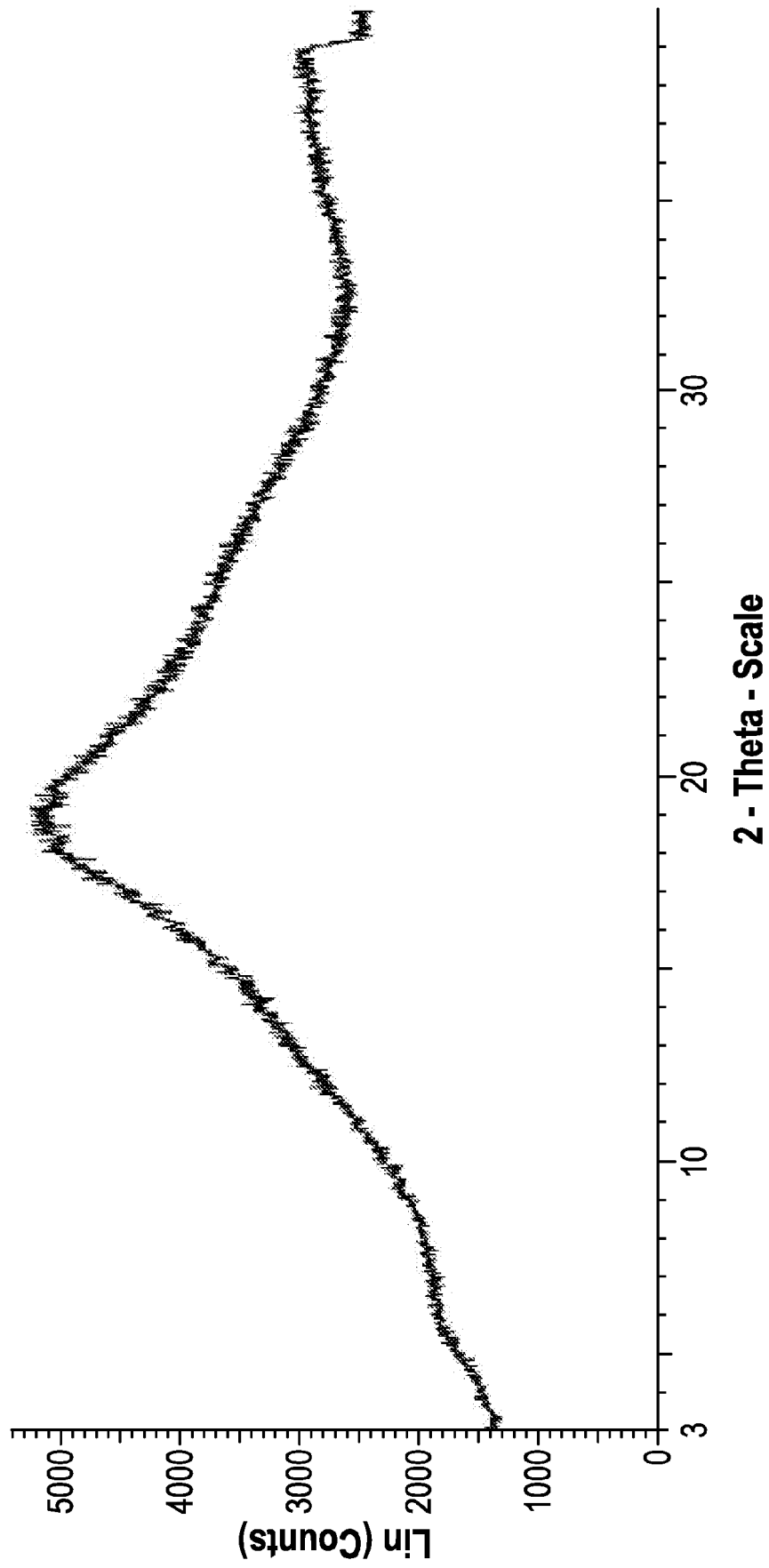


FIG. 1

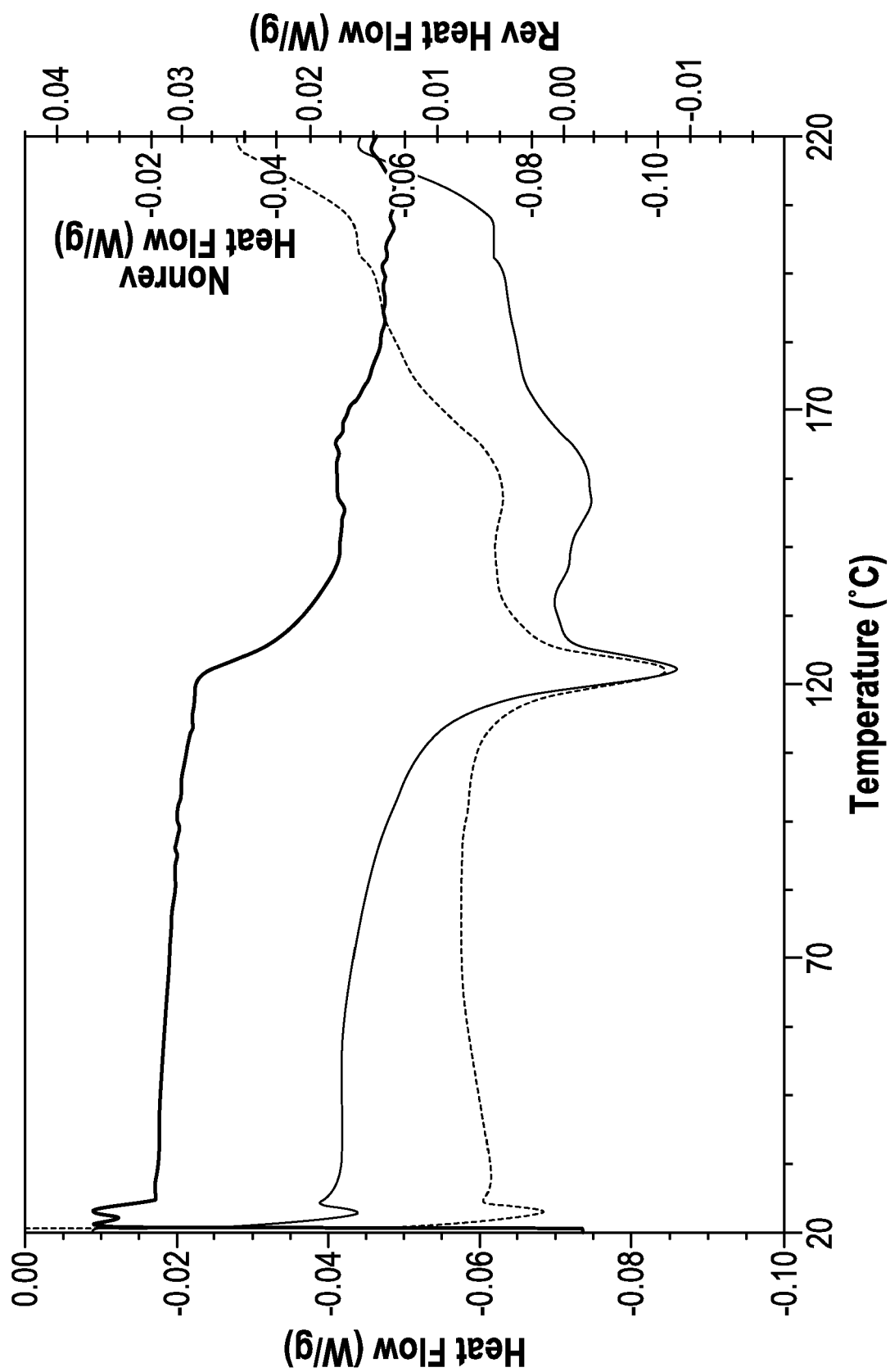


FIG. 2

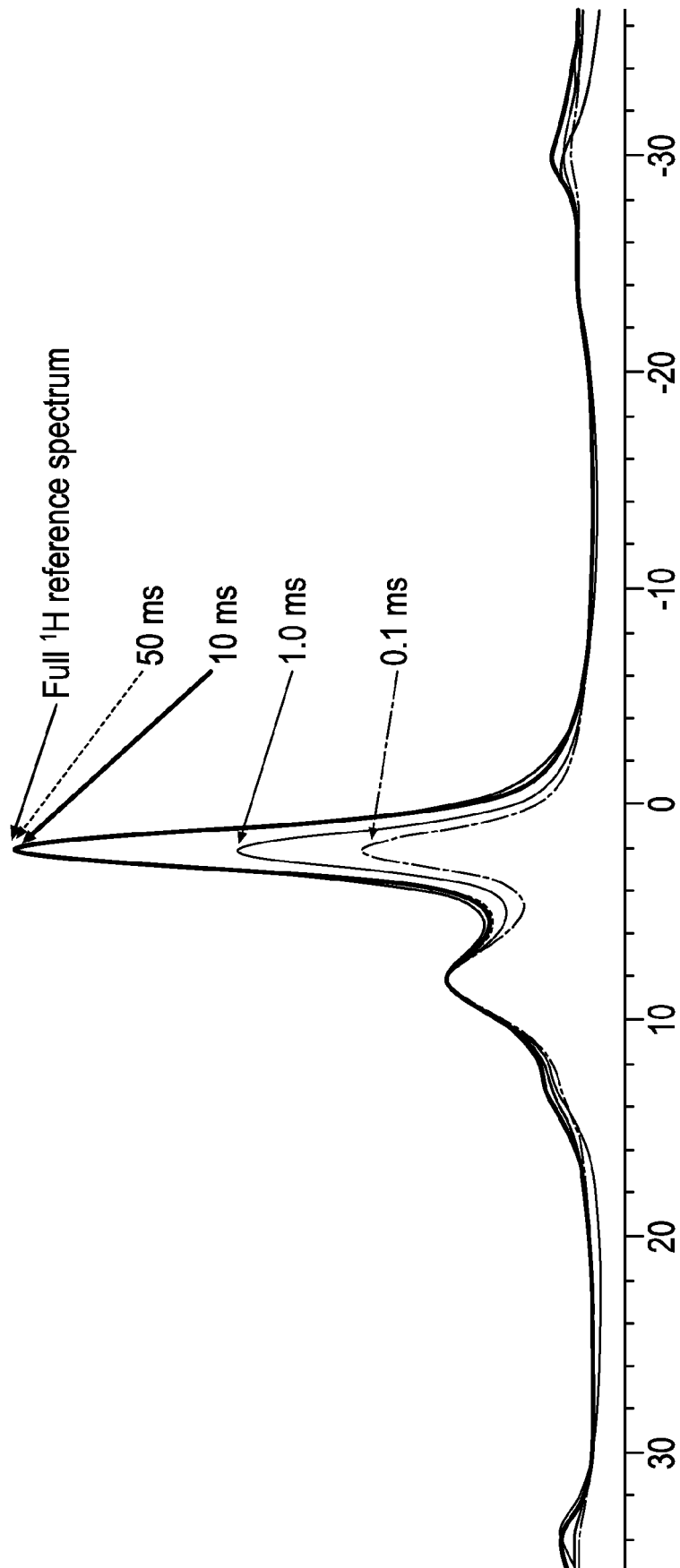


FIG. 3A

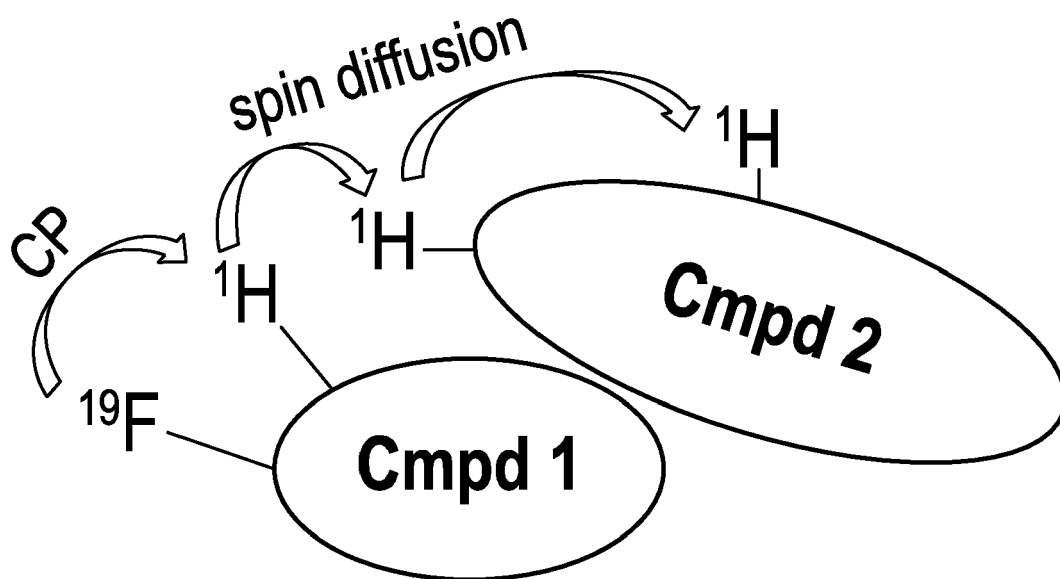


FIG. 3B

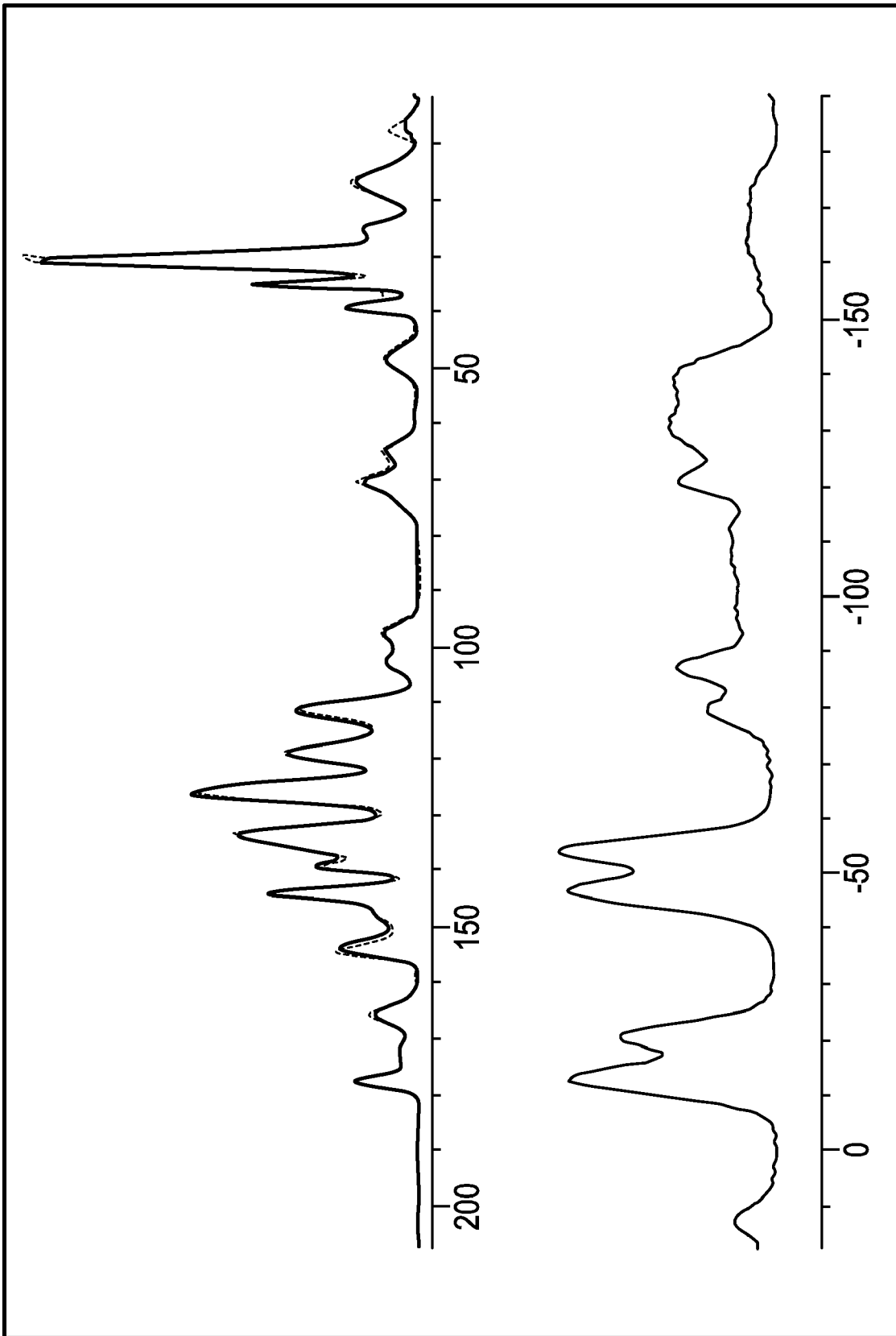


FIG. 4




FIG. 5

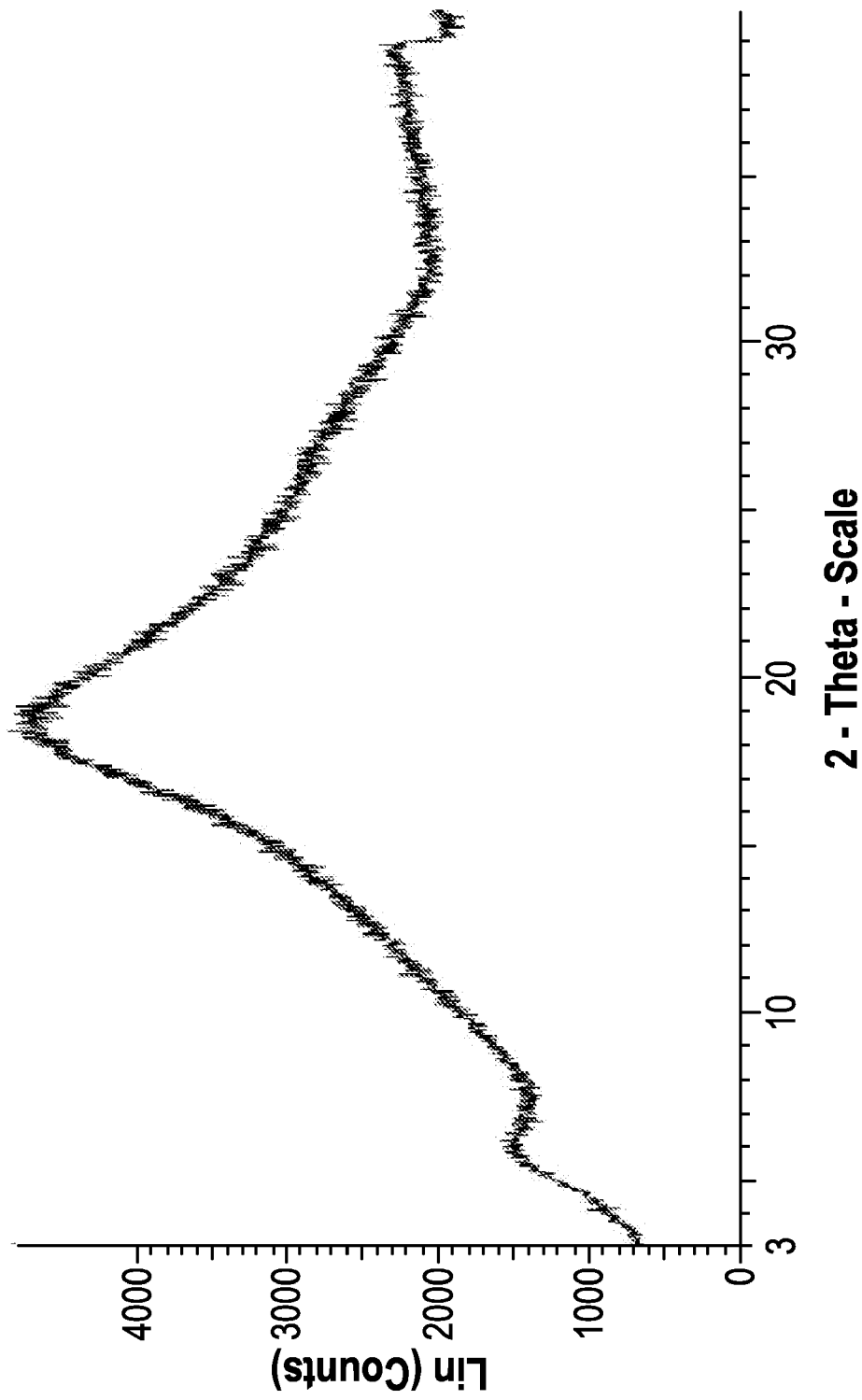


FIG. 6

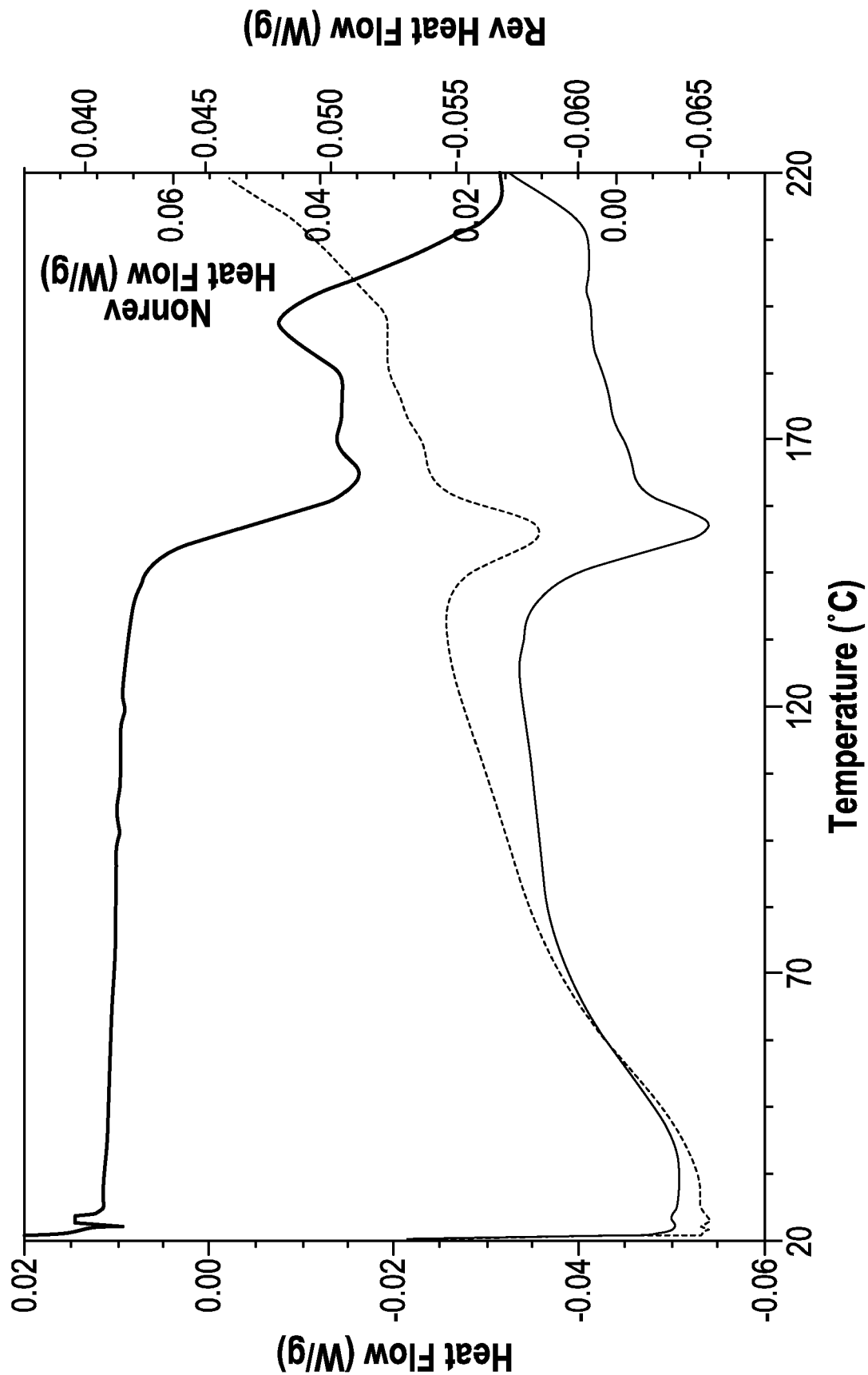


FIG. 7

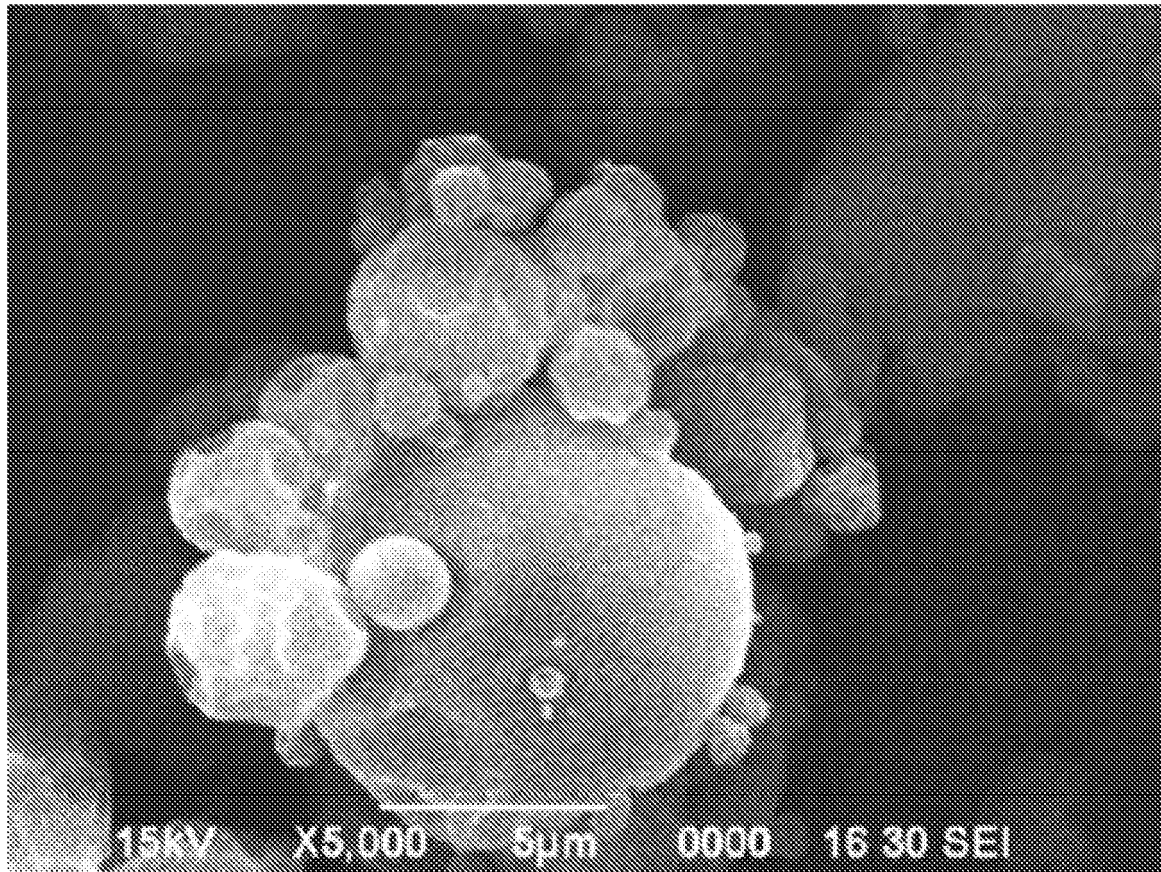


FIG. 8

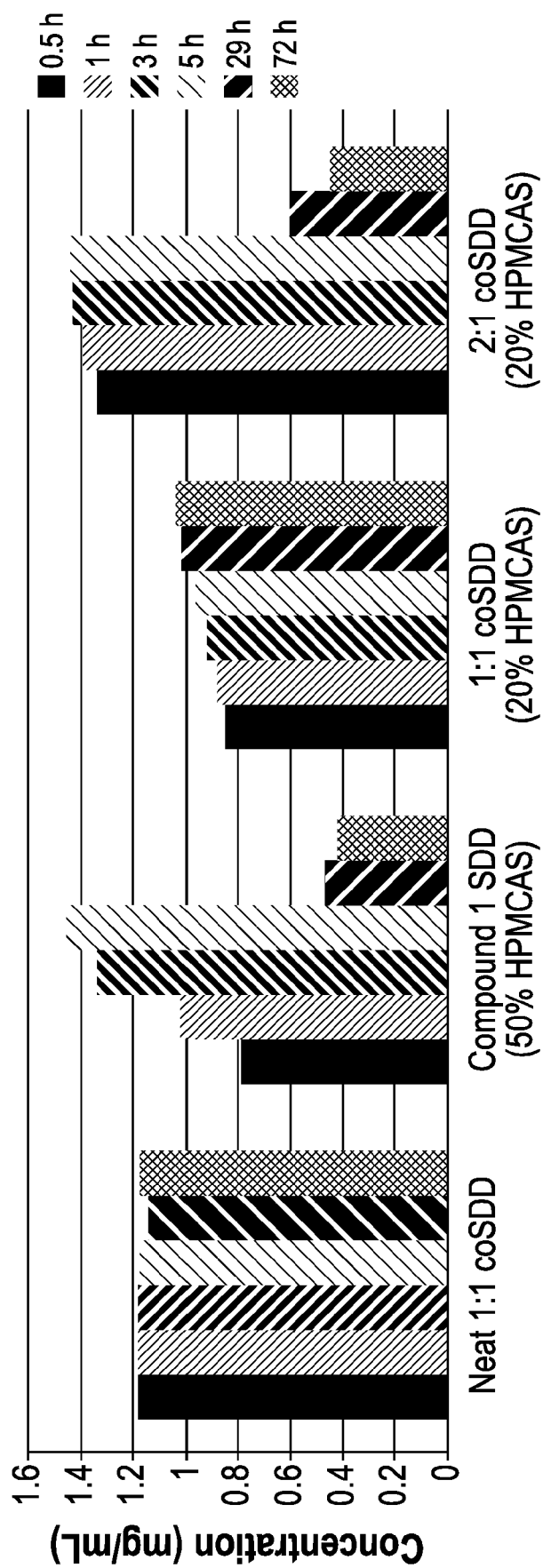


FIG. 9

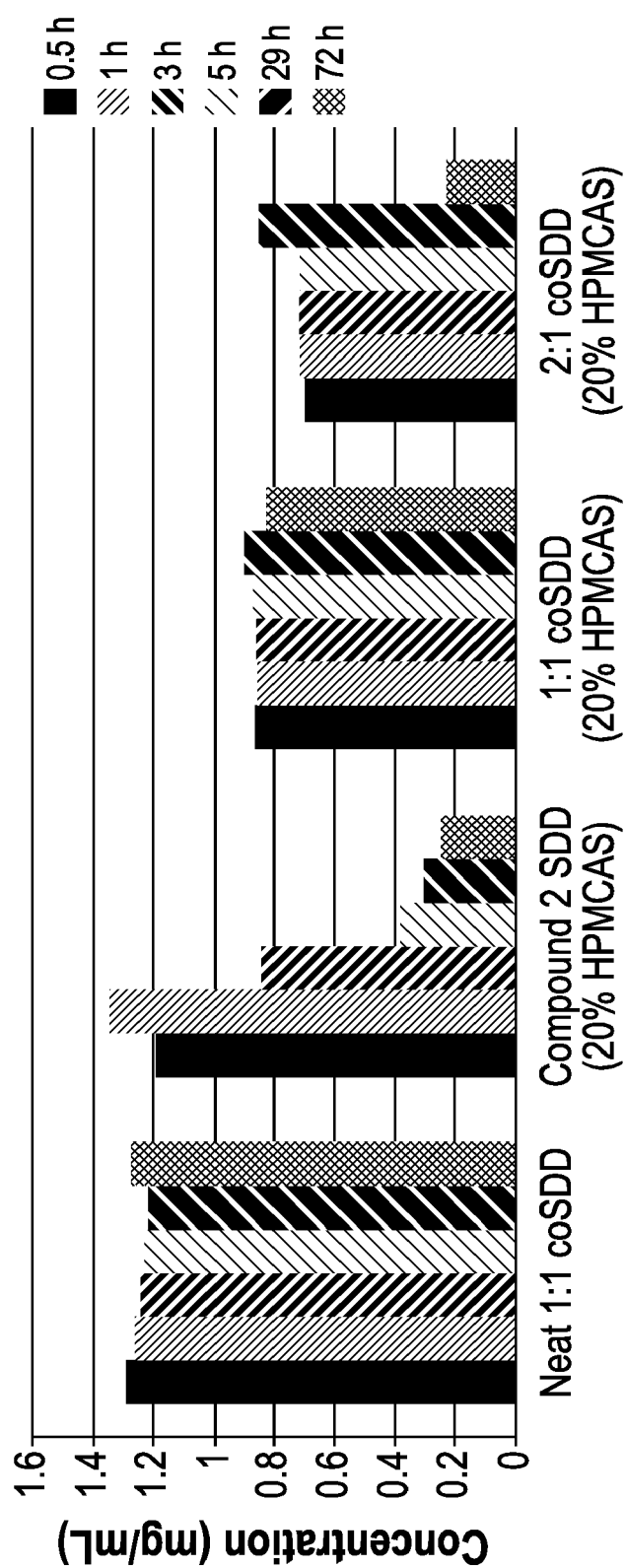


FIG. 10

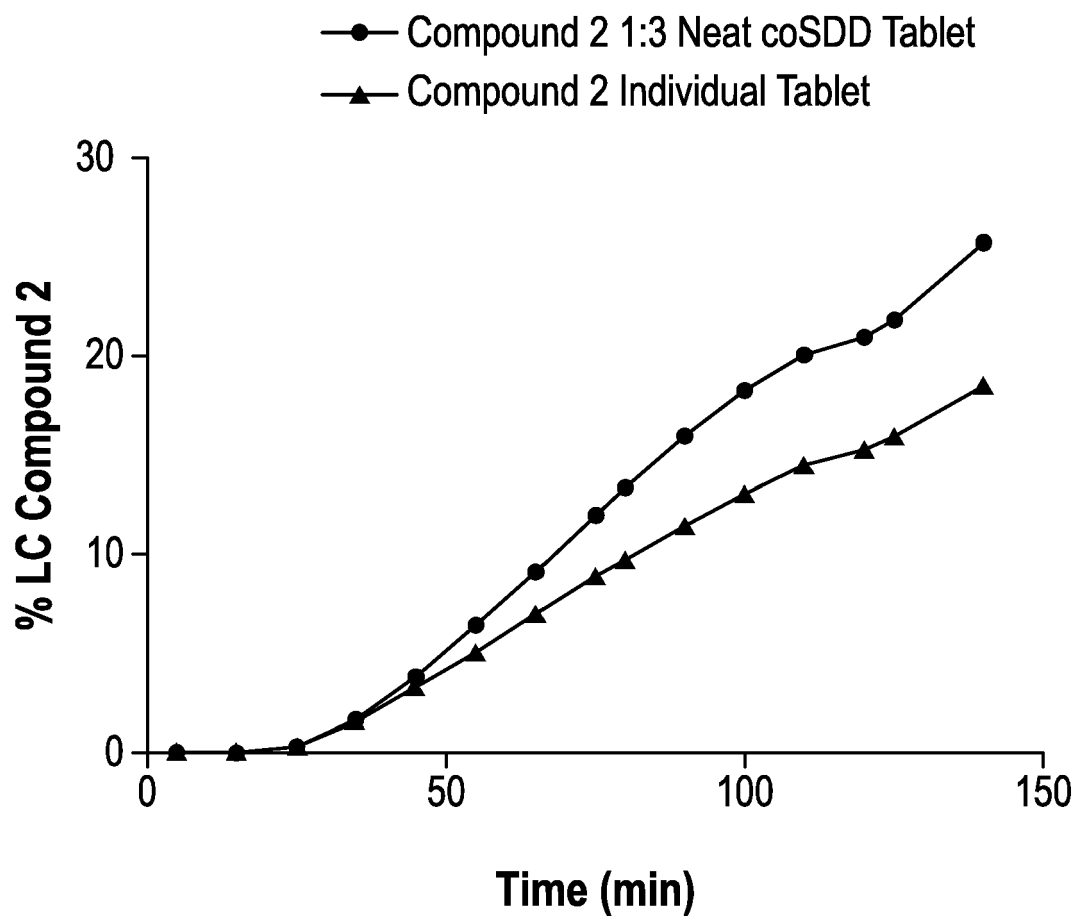


FIG. 11

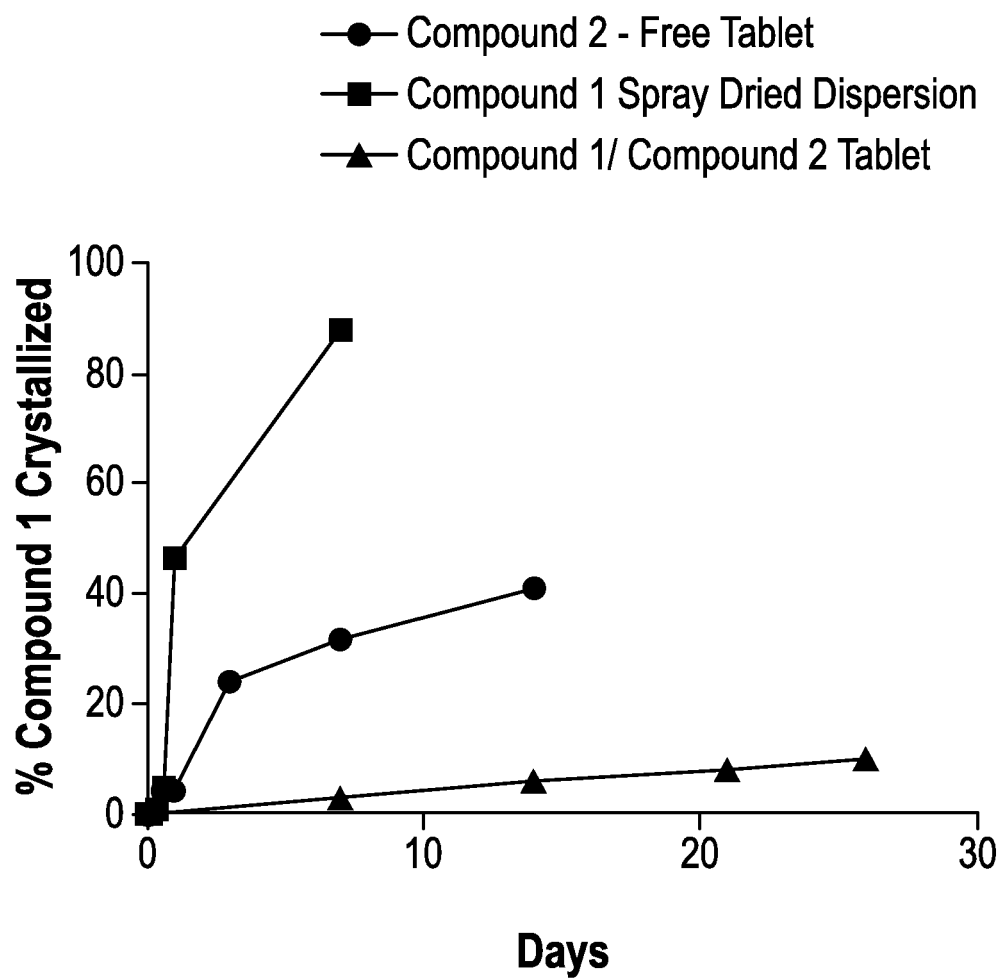


FIG. 12

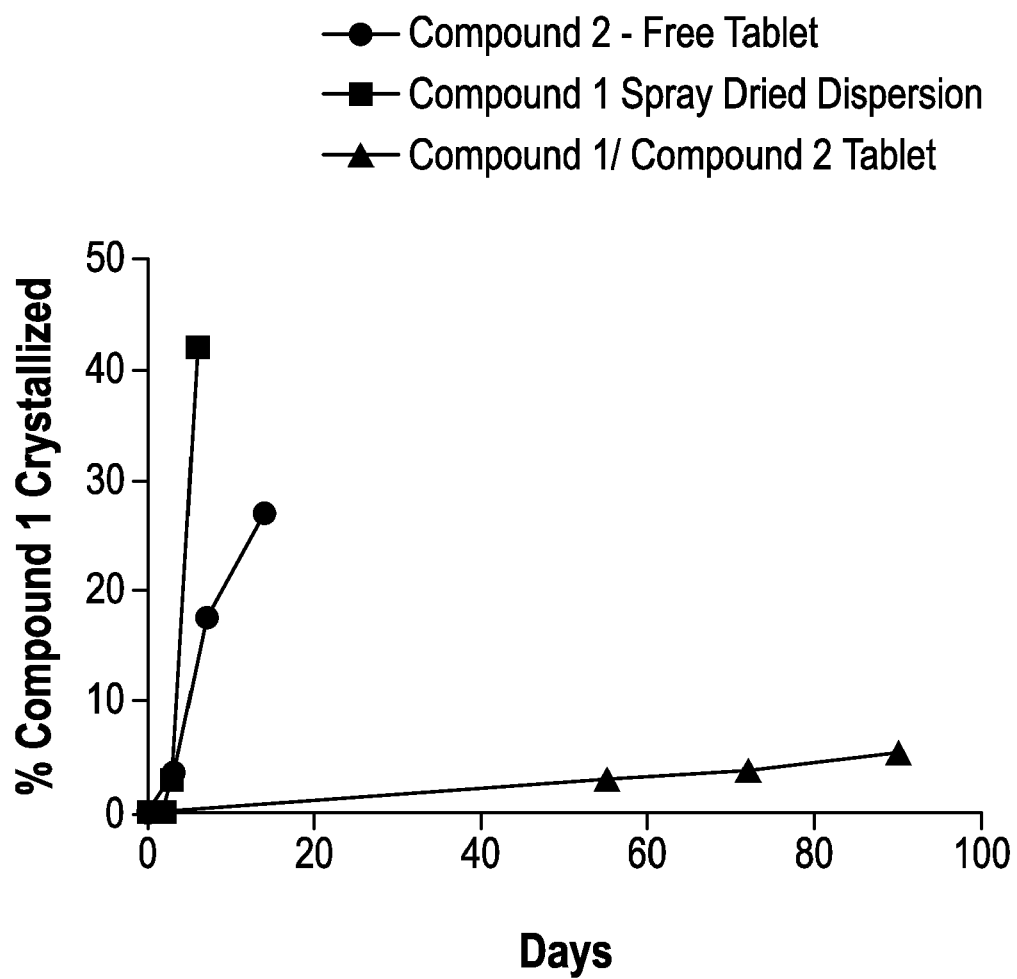


FIG. 13

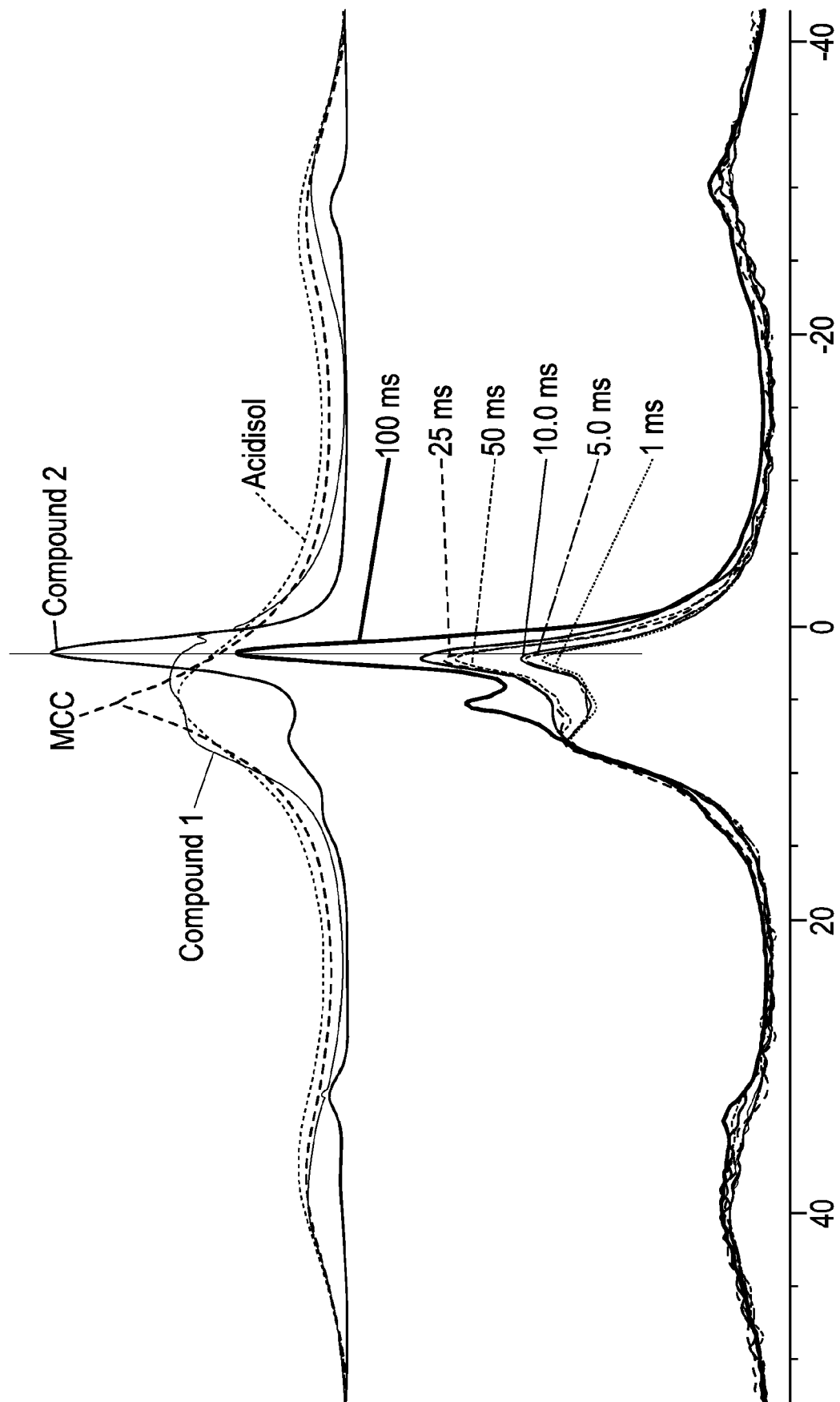


FIG. 14



EUROPEAN SEARCH REPORT

 Application Number
 EP 18 17 3500

5

10

15

20

25

30

35

40

45

50

55

1

EPO FORM 1503 03.82 (P04C01)

DOCUMENTS CONSIDERED TO BE RELEVANT			
Category	Citation of document with indication, where appropriate, of relevant passages	Relevant to claim	CLASSIFICATION OF THE APPLICATION (IPC)
X	WO 2013/185112 A1 (VERTEX PHARMA [US]) 12 December 2013 (2013-12-12) * examples *	1-15	INV. A61K45/06 A61K31/404 A61K31/47
A	WO 2014/014841 A1 (VERTEX PHARMA [US]) 23 January 2014 (2014-01-23) * examples *	1-15	C07D215/00 C07D209/04 A61K9/14 A61K9/16 A61K9/20
A	WO 2011/119984 A1 (VERTEX PHARMA [US]; KESHA VARZ-SHOKRI ALI [US]; ZHANG BEILI [US]; ALCAC) 29 September 2011 (2011-09-29) * paragraphs [0292] - [0295] *	1-15	
A	"Study of VX-661 Alone and in Combination With VX-770 in Subjects Homozygous to the F508del-CFTR Mutation", INTERNET CITATION, 18 July 2013 (2013-07-18), pages 1-4, XP002729415, Retrieved from the Internet: URL: http://clinicaltrials.gov/archive/NCT01531673/2013_07_18 [retrieved on 2014-09-08] * the whole document *	1-15	TECHNICAL FIELDS SEARCHED (IPC) A61K C07D
The present search report has been drawn up for all claims			
Place of search Munich		Date of completion of the search 25 October 2018	Examiner Giménez Miralles, J
CATEGORY OF CITED DOCUMENTS X : particularly relevant if taken alone Y : particularly relevant if combined with another document of the same category A : technological background O : non-written disclosure P : intermediate document		T : theory or principle underlying the invention E : earlier patent document, but published on, or after the filing date D : document cited in the application L : document cited for other reasons & : member of the same patent family, corresponding document	

**ANNEX TO THE EUROPEAN SEARCH REPORT
ON EUROPEAN PATENT APPLICATION NO.**

EP 18 17 3500

5

This annex lists the patent family members relating to the patent documents cited in the above-mentioned European search report.
The members are as contained in the European Patent Office EDP file on
The European Patent Office is in no way liable for these particulars which are merely given for the purpose of information.

25-10-2018

10

15

20

25

30

35

40

45

50

55

Patent document cited in search report		Publication date	Patent family member(s)	Publication date
WO 2013185112	A1	12-12-2013	AU 2013270681 A1	18-12-2014
			CA 2874851 A1	12-12-2013
			EP 2858645 A1	15-04-2015
			US 2015080431 A1	19-03-2015
			WO 2013185112 A1	12-12-2013

WO 2014014841	A1	23-01-2014	AR 092857 A1	06-05-2015
			AU 2013290444 A1	29-01-2015
			AU 2018208694 A1	09-08-2018
			CA 2878057 A1	23-01-2014
			EP 2872122 A1	20-05-2015
			HK 1209318 A1	01-04-2016
			TW 201408295 A	01-03-2014
			US 2014088160 A1	27-03-2014
			US 2015182517 A1	02-07-2015
			US 2017266176 A1	21-09-2017
			WO 2014014841 A1	23-01-2014

WO 2011119984	A1	29-09-2011	AU 2011230508 A1	18-10-2012
			AU 2016208341 A1	18-08-2016
			AU 2018203149 A1	24-05-2018
			CA 2794559 A1	29-09-2011
			CA 3016080 A1	29-09-2011
			CN 102892764 A	23-01-2013
			CN 106083832 A	09-11-2016
			EP 2563778 A1	06-03-2013
			EP 2826776 A1	21-01-2015
			EP 3181561 A1	21-06-2017
			ES 2604105 T3	03-03-2017
			IL 222117 A	28-02-2018
			JP 5734410 B2	17-06-2015
			JP 6326570 B2	23-05-2018
			JP 2013523655 A	17-06-2013
			JP 2015127334 A	09-07-2015
			JP 2017008120 A	12-01-2017
			JP 2018048207 A	29-03-2018
			MX 345541 B	03-02-2017
			MX 347804 B	15-05-2017
			NZ 602665 A	31-10-2014
			NZ 700556 A	29-04-2016
			NZ 718018 A	27-10-2017
			RU 2012145295 A	27-04-2014
			US 2011251253 A1	13-10-2011
			WO 2011119984 A1	29-09-2011

EPO FORM P0459

For more details about this annex : see Official Journal of the European Patent Office, No. 12/82

REFERENCES CITED IN THE DESCRIPTION

This list of references cited by the applicant is for the reader's convenience only. It does not form part of the European patent document. Even though great care has been taken in compiling the references, errors or omissions cannot be excluded and the EPO disclaims all liability in this regard.

Patent documents cited in the description

- US 61979848 PCT [0001]
- US 62059287 B [0001]
- US 20040006237 A [0094]
- US 20040105820 A [0136]
- US 20030144257 A [0136]
- US 7407976 B [0320]
- US 7645789 B [0320]
- US 7659268 B [0320]
- US 7671221 B [0320]
- US 7691902 B [0320]
- US 7741321 B [0320]
- US 7754739 B [0320]
- US 7776905 B [0320]
- US 7973169 B [0320]
- US 7977322 B [0320]
- US 7999113 B [0320]
- US 8227615 B [0320]
- US 8299099 B [0320]
- US 20060052358 A [0320]
- US 20090143381 A [0320]
- US 20090170905 A [0320]
- US 20090253736 A [0320]
- US 20110263654 A [0320]
- US 20110251253 A [0320]
- WO 2008141119 A [0320]
- US 11047361 B [0320]
- US 20130116238 A [0320]
- US 20050113423 A [0326]
- US 20050059687 A [0326]
- US 7598412 B [0326]
- US 7495103 B [0326]
- US 8354427 B [0326]
- US 20070105833 A [0326]
- US 8242149 B [0326]
- US 8314256 B [0326]
- US 8399479 B [0326]
- US 8188283 B [0326]
- US 20100249180 A [0326]
- US 20110008259 A [0326]
- US 8367660 B [0326]
- WO 2004028480 A [0336]
- WO 2004110352 A [0336]
- WO 2005094374 A [0336]
- WO 2005120497 A [0336]
- WO 2006101740 A [0336]
- US 7202262 B [0336]
- US 6992096 B [0336]
- US 20060148864 A [0336]
- US 20060148863 A [0336]
- US 20060035943 A [0336]
- US 20050164973 A [0336]
- WO 2006110483 A [0336]
- WO 2006044456 A [0336]
- WO 2006044682 A [0336]
- WO 2006044505 A [0336]
- WO 2006044503 A [0336]
- WO 2006044502 A [0336]
- WO 2004091502 A [0336]
- WO 2004080972 A [0336]
- WO 2004111014 A [0336]
- WO 2005035514 A [0336]
- WO 2005049018 A [0336]
- WO 2006099256 A [0336]
- WO 2006127588 A [0336]
- WO 2007044560 A [0336]
- US 8247436 B [0338]
- WO 2011113894 A [0338]
- US 20130316981 A [0338]
- WO 0152902 A [0349]
- US 20090131492 A [0605]

Non-patent literature cited in the description

- CUTTING, G. R. et al. *Nature*, 1990, vol. 346, 366-369 [0005]
- DEAN, M. et al. *Cell*, 1990, vol. 61 (863), 870 [0005]
- KEREM, B-S. et al. *Science*, 1989, vol. 245, 1073-1080 [0005]
- KEREM, B-S et al. *Proc. Natl. Acad. Sci. USA*, 1990, vol. 87, 8447-8451 [0005]
- QUINTON, P. M. *FASEB J.*, 1990, vol. 4, 2709-2727 [0006]
- DALEMANS et al. *Nature Lond.*, 1991, vol. 354, 526-528 [0006]
- PASYK ; FOSKETT. *J. Cell. Biochem.*, 1995, vol. 270, 12347-50 [0006]
- VAN GOOR, F. ; HADIDA S. ; GROOTENHUIS P. Pharmacological Rescue of Mutant CFTR function for the Treatment of Cystic Fibrosis. *Top. Med. Chem.*, 2008, vol. 3, 91-120 [0076]
- LLOYD. *The Art, Science and Technology of Pharmaceutical Compounding*, 1999 [0086]

EP 3 424 534 A1

- **PERRY'S.** Chemical Engineering Handbook. McGraw-Hill book co, 1984 **[0137]**
- **MARSHALL.** Atomization and Spray-Drying. *Chem. Eng. Prog. Monogr. Series*, 1954, vol. 50, 2 **[0137]**
- Remington: The Science and Practice of Pharmacy. Lippincott Williams & Wilkins, 2005 **[0303]**
- Encyclopedia of Pharmaceutical Technology. Marcel Dekker, 1988 **[0303]**
- **D. GUAY et al.** *Bioorg. Med. Chem. Lett.*, 1998, vol. 8, 453-458 **[0343]**
- Dissolution. United States Pharmacopoeia. United States Pharmacopeial Convention, Inc, 2005, vol. 29 **[0387]**