



(11) Publication number : **0 608 033 A1**

(12) **EUROPEAN PATENT APPLICATION**

(21) Application number : **94200117.3**

(51) Int. Cl.⁵ : **A47F 5/11**

(22) Date of filing : **18.01.94**

(30) Priority : **19.01.93 NL 9300094**

(43) Date of publication of application :
27.07.94 Bulletin 94/30

(84) Designated Contracting States :
BE DE DK ES FR GB IT NL

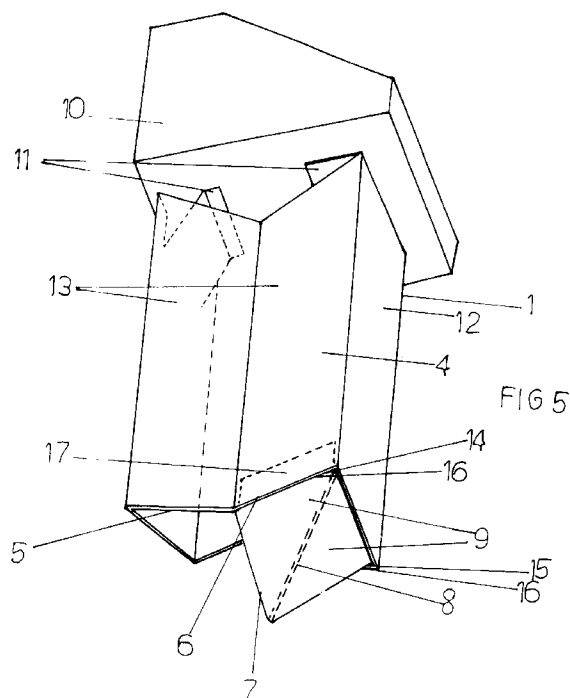
(71) Applicant : **PASO DISPLAY CENTRE BV**
Weerterbeekweg 8
NL-6001 VH Weert (NL)

(72) Inventor : **Grobbehaar, Richard Gerardus**
Begoniastraat 49
NL-1614 Ittervoort (NL)

(74) Representative : **Koomen, Jan, Ir.**
Kennemerstraatweg 35-37
NL-1814 GB Alkmaar (NL)

(54) **Standing element or stand.**

(57) Standing element or standard, formed by a number of standard folding parts, each of which, along two opposite sides in the form of folding lines, is connected to another, which standard folding parts may be folded along the folding lines from a folded up position, in which the surfaces of the standard folding parts are situated on top of or against one another, to an unfolded position, in which the surfaces of the standard folding parts are situated at a distance from each other, thus enabling the standard to stand, whereby at the bottom side or placing side of the standard near the edge parts of at least two standard folding parts a supporting part is connected, formed by at least two supporting folding parts, whereby the supporting folding parts may be unfolded along one or more folding lines from a folded up position to an unfolded position, such that the supporting folding parts in the unfolded position lie in one plane with the placing side of the standard.



The invention relates to a standing element or a standard, formed by a number of standard folding parts, each of which, along two opposite sides in the form of folding lines, is connected to another, which standard folding parts may be folded along the folding lines from a folded up position, in which the surfaces of the standard folding parts are situated on top of or against one another, to an unfolded position, in which the surfaces of the standard folding parts are situated at a distance from each other, thus enabling the standard to stand.

Such a standard is known.

On such a standard a part, such as a top or a display, may be mounted, for the use in for instance shops. The standard usually is formed by cardboard, and is delivered to the user in folded up form, after which the user unfolds the standard and places this down onto the floor. Because the standard, before its delivery, often has been in its folded up form for quite some time, this standard has a tendency, after it has been unfolded, to return to its former, folded up position, which negatively affects the stability of the standard.

With a known standard, the standard folding parts are retained in the unfolded position by means of rubber bands. After a while however these rubber bands tend to break. Further, these rubber bands give the standard an appearance that is not particularly attractive.

It is an object of the present invention to improve the known standard.

The standard according to the invention thereto is characterized in that at the bottom side or placing side of the standard near the edge parts of at least two standard folding parts a supporting part is connected, formed by at least two supporting folding parts, whereby the supporting folding parts may be unfolded along one or more folding lines from a folded up position to an unfolded position, such that the supporting folding parts in the unfolded position lie in one plane with the placing side of the standard.

According to a further characteristic of the standard according to the invention the supporting part is connected to the edge parts of at least two, in the unfolded position opposite each other situated, standard folding parts.

According to another characteristic of the standard according to the invention, the supporting folding parts are connected to the edge parts of the standard folding parts, such that the supporting folding parts in the folded up position protrude outside or underneath in the direction of the placing side of the standard.

According to yet another characteristic of the standard according to the invention, the standard in the unfolded position in top view has a rectangular section, and is formed by six rectangular standard folding parts, while two standard folding parts are sit-

uated opposite each other, and two pairs of standard folding parts are situated opposite each other, and wherein the supporting part has a rectangular shape and is connected with two opposite ends to two, opposite each other situated, parts of the edge parts of the two pairs of standard folding parts, while the supporting part by means of two or more folding lines is divided into three or more supporting folding parts.

The invention will be further explained by way of example with reference to the accompanying drawings of two embodiments.

The figures 1, 2 and 3 show side views of an embodiment of a standing element or standard according to the invention in folded up position, half unfolded position and unfolded position respectively.

The figures 4, 5 and 6 show side views of another embodiment of a standing element or standard according to the invention in folded up position, half unfolded position and unfolded position respectively, wherein the standing element or standard is provided with a display.

The figures 7, 8 and 9 show partly, in top a side view, and below a bottom view, successive folding positions of the embodiment according to the figures 4 to 6.

As is shown in the figures 1 to 3, the standing element or standard 1 is formed by standard folding parts 2, which along folding lines 3 may be unfolded, from a folded up position (figure 1), in which the surfaces 4 of the standard folding parts 2 are situated on top of or against each other, to an unfolded position (figures 2 and 3), in which the surfaces 4 of the standard folding parts are situated at a distance from each other, such that the standard may stand with its placing side or bottom side 5 on the floor.

At the bottom side 5 of at least two standard folding parts 2, near the edge parts 6, a supporting part 7 is connected, which is formed by two supporting folding parts 9, which are divided by a folding line 8. In figure 1 the supporting part 7 is shown in the folded up position, and in figure 2 in half unfolded position. In figure 3 the supporting part 7 is positioned in one plane with the placing side 5 and the floor of the shop.

While placing the standard down onto the floor the supporting part 7, which protrudes outside and underneath, after this comes into contact with the floor, is forced in the unfolded position by the floor, such that the supporting folding parts 9 come to lie in one plane with the floor of the shop and the placing side 5 of the standard 1, while at the same time the standard folding parts 2 which are connected to the supporting part 7 are forced away from each other.

As is shown in the embodiment according to figures 4, 5 and 6, a display 10 may be mounted onto the standard.

This may be mounted onto one or more folding parts 11 which are connected to the standard folding parts 12.

As is shown in figure 9, the embodiment according to the figures 4 to 9 has in its unfolded position a rectangular section, while two standard folding parts 12 are situated opposite each other, and two pairs of standard folding parts 13 are situated opposite each other. The supporting part 7 has, as is shown in the unfolded position in figure 9, a rectangular section, and is connected with two opposite ends 14 and 15 to two opposite parts 16 of the edge parts 6 of the standard folding parts 13. The supporting part is divided by means of two folding lines 8 into three supporting folding parts 9, such that the supporting part 7 in the folded up position of the standard is folded up protruding outside and underneath.

When the standard is placed down, the folded supporting part 7 (figures 4, 5 and 6) will come into contact with the floor, by which the supporting part is forced open and the total of the supporting folding parts 9 will come to lie in one plane with the floor and the placing surface 5 of the standard, while at the same time the standard folding parts 13 are forced away from each other, such that these, as long as the standard remains on the floor, cannot move back into the folded up position.

In a favourable manner the supporting part 7 is provided with another folding part 17 which may be glued to the inside of the edge parts 6 of the standard folding parts 13, and in this manner pushes the standard folding parts 13 away from each other.

Claims

1. Standing element or standard, formed by a number of standard folding parts, each of which, along two opposite sides in the form of folding lines, is connected to another, which standard folding parts may be folded along the folding lines from a folded up position, in which the surfaces of the standard folding parts are situated on top of or against one another, to an unfolded position, in which the surfaces of the standard folding parts are situated at a distance from each other, thus enabling the standard to stand, characterized in that at the bottom side or placing side of the standard near the edge parts of at least two standard folding parts a supporting part is connected, formed by at least two supporting folding parts, whereby the supporting folding parts may be unfolded along one or more folding lines from a folded up position to an unfolded position, such that the supporting folding parts in the unfolded position lie in one plane with the placing side of the standard.
2. Standing element or standard according to claim 1, characterized in that the supporting part is connected to the edge parts of at least two, in the

unfolded position opposite each other situated, standard folding parts.

3. Standing element or standard according to claim 1 or 2, characterized in that the supporting folding parts are connected to the edge parts of the standard folding parts, such that the supporting folding parts in the folded up position protrude outside or underneath in the direction of the placing side of the standard.
4. Standing element or standard according to claim 1 to 3, characterized in that the standard in the unfolded position in top view has a rectangular section, and is formed by six rectangular standard folding parts, while two standard folding parts are situated opposite each other, and two pairs of standard folding parts are situated opposite each other, and wherein the supporting part has a rectangular shape and is connected with two opposite ends to two, opposite each other situated, parts of the edge parts of the two pairs of standard folding parts, while the supporting part by means of two or more folding lines is divided into three or more supporting folding parts.
5. Standing element or standard according to claim 1 to 4, characterized in that the supporting part is mounted to the inner side of the edge parts of the standard folding parts, by means of one or more folding parts connected to the supporting part.
6. Standing element or standard according to one or more of the preceding claims, characterized in that at the upper side a part, such as a top or a display, is or may be mounted.
7. Standing element or standard according to claim 6, characterized in that the part, such as a top or a display, is mounted by means of one or more folding parts connected to the upper side of one or more standard folding parts, onto which the part is fixed.
8. Standing element or standard according to claim 7, characterized in that the part is glued to the folding part or folding parts.
9. Standing element or standard according to one of the preceding claims, characterized in that it is formed by cardboard, more in particular corrugated board.
10. Standing element or standard according to one of the preceding claims, characterized in that it may be provided with a text or other print.

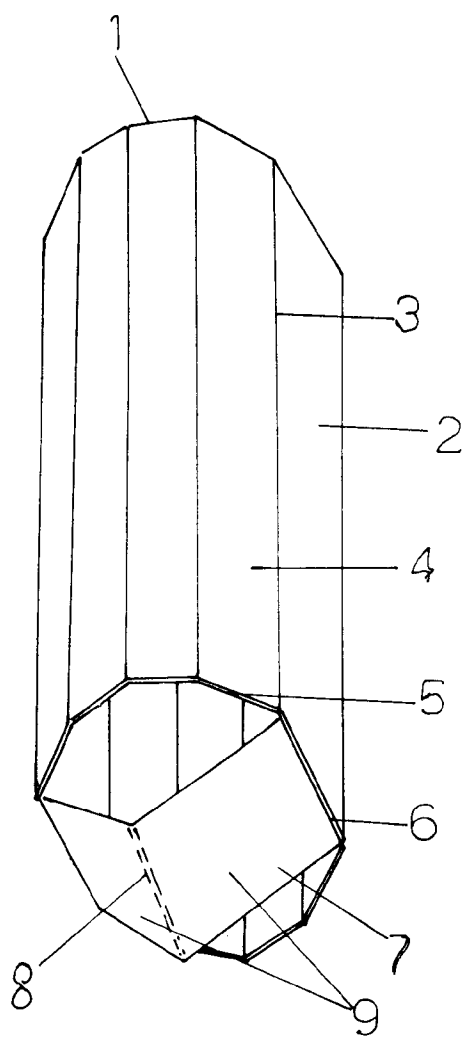
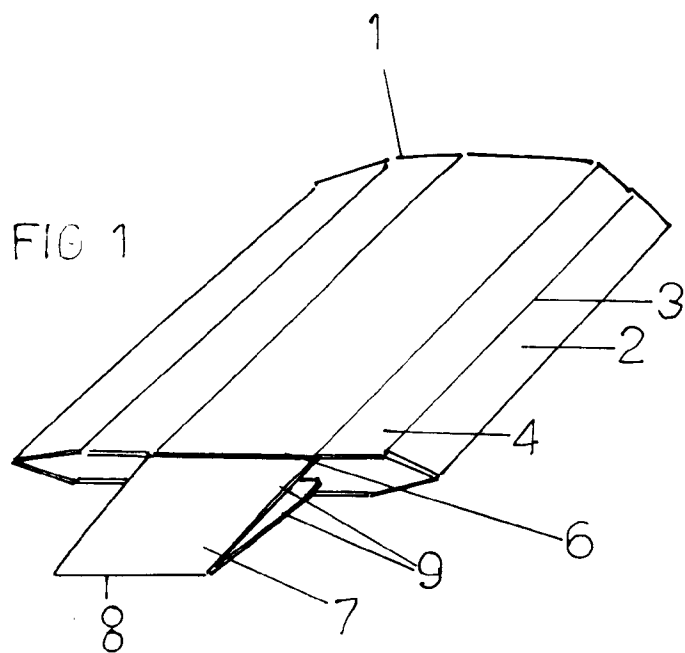


FIG 2

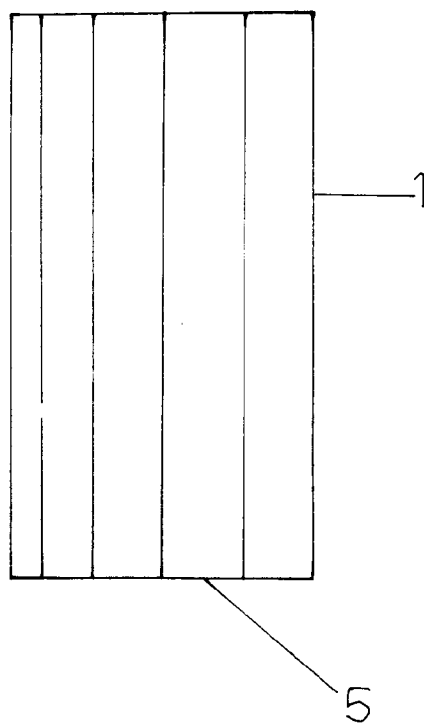


FIG 3

FIG 4

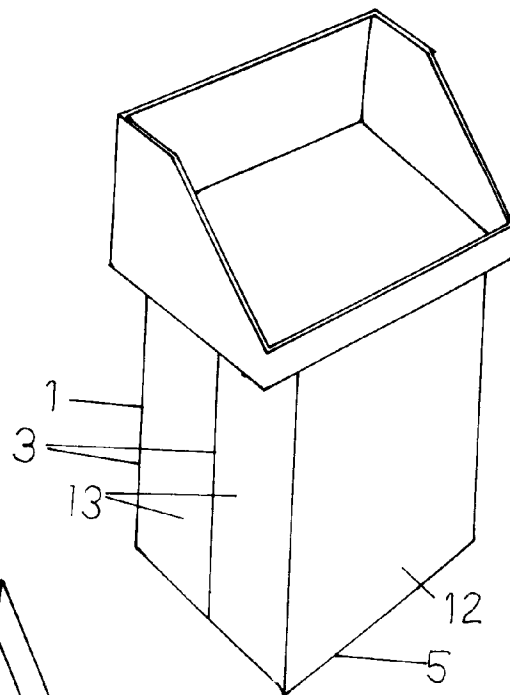
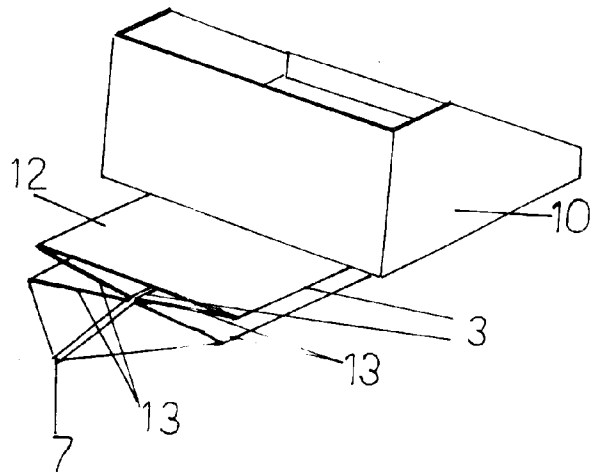


FIG 6

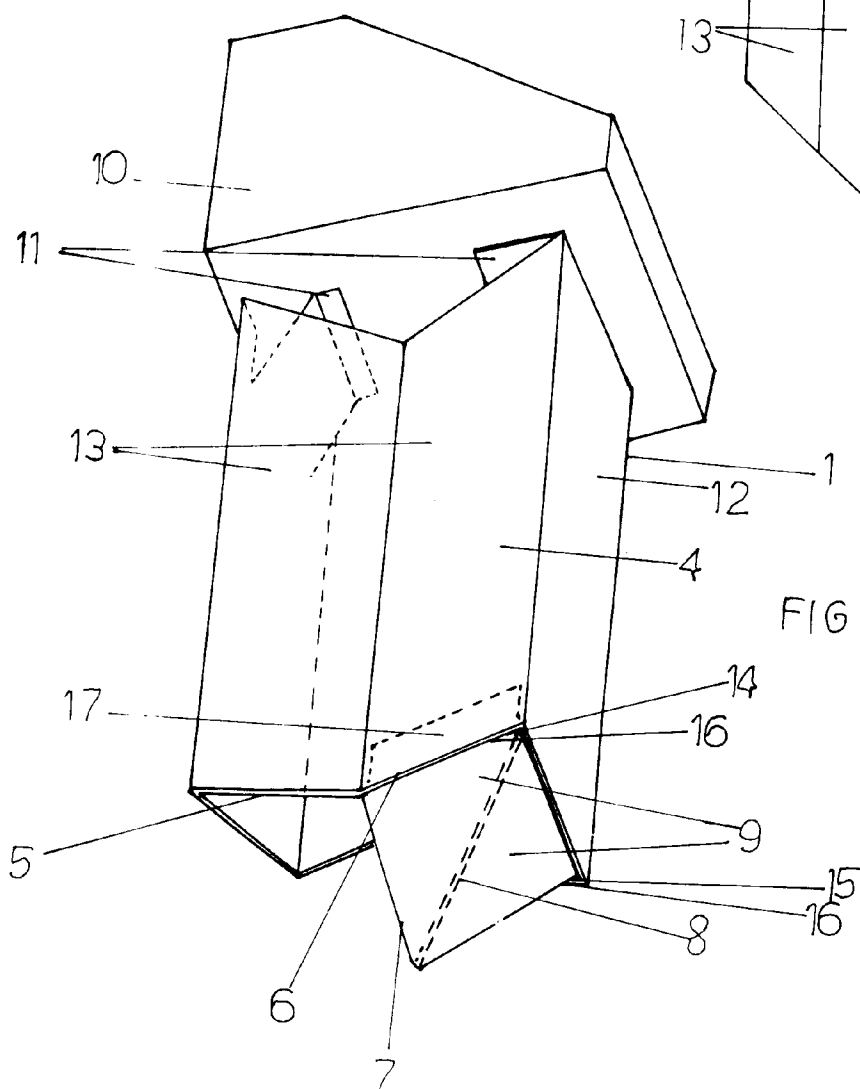
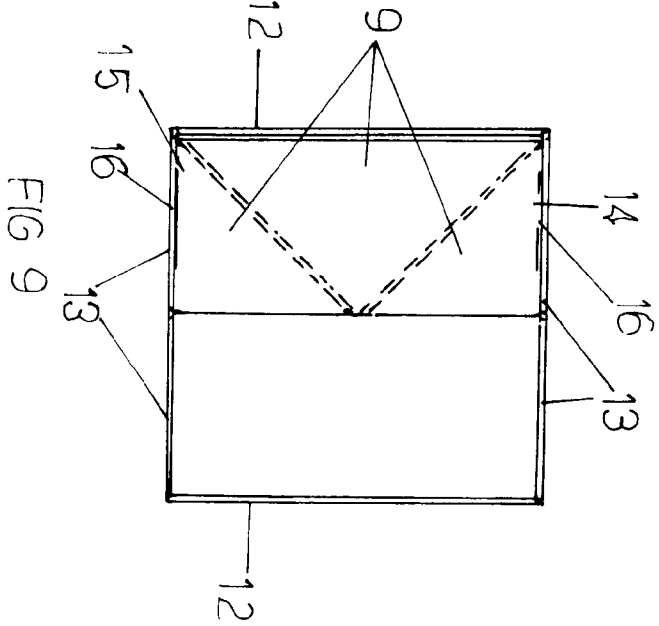
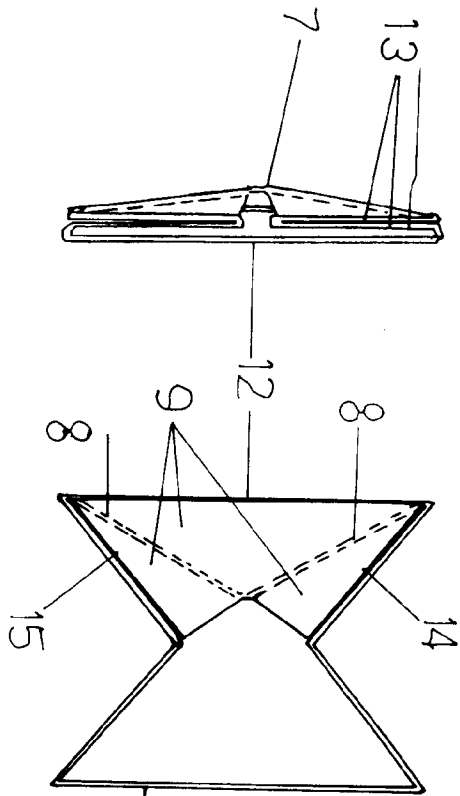
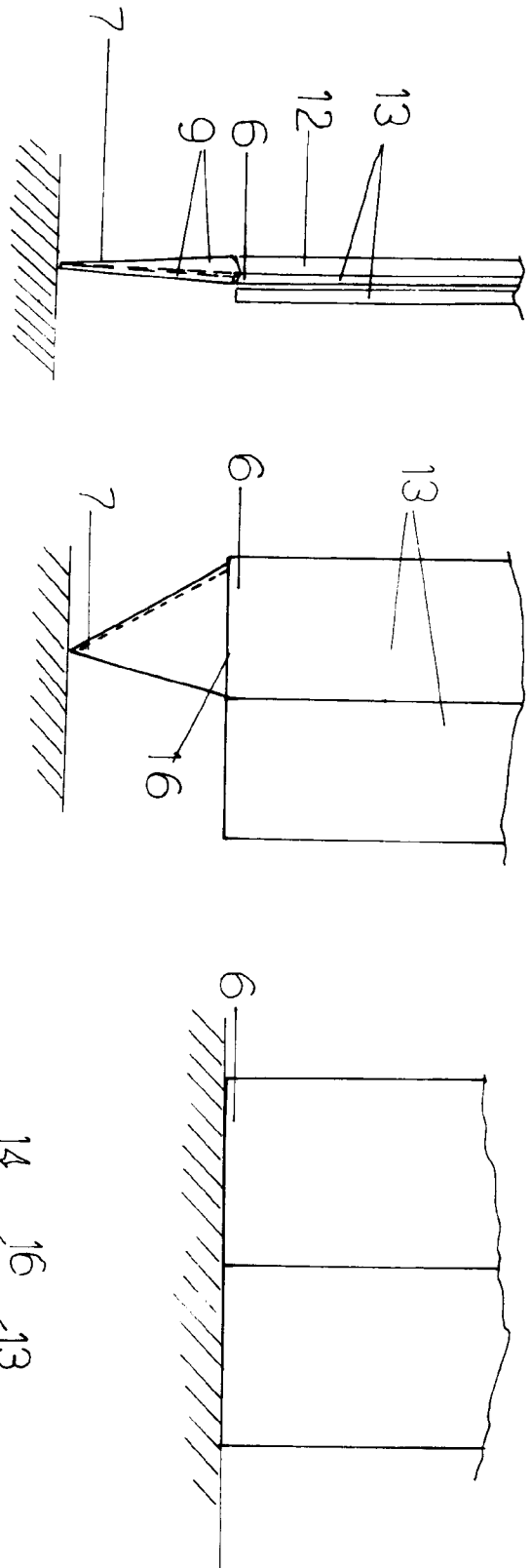


FIG 5





EUROPEAN SEARCH REPORT

Application Number
EP 94 20 0117

DOCUMENTS CONSIDERED TO BE RELEVANT			
Category	Citation of document with indication, where appropriate, of relevant passages	Relevant to claim	CLASSIFICATION OF THE APPLICATION (Int.Cl.5)
X	EP-A-0 291 080 (SCHRÖTER + BAKE GMBH & CO. KG)	1-3,6-9	A47F5/11
A	* abstract; figures 1-5 * * column 5, line 46 - column 6, line 29 * * column 7, line 8 - line 18 * ---	4,5	
A	DE-U-89 01 601 (CDE COMMERCE DISPLAY EICHLER GMBH) * page 1, paragraph 1; figures 1,2 * * page 5, paragraph 3 * -----	4,6	
			TECHNICAL FIELDS SEARCHED (Int.Cl.5)
			A47F A47B
The present search report has been drawn up for all claims			
Place of search THE HAGUE		Date of completion of the search 25 April 1994	Examiner Jones, C
CATEGORY OF CITED DOCUMENTS X : particularly relevant if taken alone Y : particularly relevant if combined with another document of the same category A : technological background O : non-written disclosure P : intermediate document		T : theory or principle underlying the invention E : earlier patent document, but published on, or after the filing date D : document cited in the application L : document cited for other reasons & : member of the same patent family, corresponding document	