



Europäisches Patentamt
European Patent Office
Office européen des brevets



(11) **EP 1 213 432 B1**

(12) **EUROPEAN PATENT SPECIFICATION**

(45) Date of publication and mention
of the grant of the patent:
09.04.2003 Bulletin 2003/15

(51) Int Cl.7: **E06B 9/13**, E06B 9/17,
E06B 9/171, E06B 9/58

(21) Application number: **02075922.1**

(22) Date of filing: **24.07.1998**

(54) **Roll-up overhead door for sanitary applications**

Aufrollbare Tür für sanitäre Anwendungen

Porte-rideau destiné à des applications en milieu protégé

(84) Designated Contracting States:
**AT BE CH CY DE DK ES FI FR GB GR IE IT LI LU
MC NL PT SE**
Designated Extension States:
AL LT LV MK RO SI

(30) Priority: **25.07.1997 US 54149 P**

(43) Date of publication of application:
12.06.2002 Bulletin 2002/24

(62) Document number(s) of the earlier application(s) in
accordance with Art. 76 EPC:
98937085.3 / 0 998 618

(73) Proprietor: **Rytec Corporation
Jackson, WI 53037-0403 (US)**

(72) Inventors:
• **Drifka, Brian
Hartland, WI 53029 (US)**
• **Kalempa, Walenty
Slenge, WI 53086 (US)**

(74) Representative:
**Collingwood, Anthony Robert et al
LLoyd Wise, McNeight & Lawrence,
Regent House
Heaton Lane
Stockport, Cheshire SK4 1BS (GB)**

(56) References cited:
DE-A- 3 511 473 DE-A- 4 308 052
DE-U- 29 615 102 NL-C- 63 898

Note: Within nine months from the publication of the mention of the grant of the European patent, any person may give notice to the European Patent Office of opposition to the European patent granted. Notice of opposition shall be filed in a written reasoned statement. It shall not be deemed to have been filed until the opposition fee has been paid. (Art. 99(1) European Patent Convention).

Description

[0001] The invention relates to industrial doors, and in particular to doors used in conjunction with sanitary, sterile or germ free applications.

BACKGROUND OF THE INVENTION

[0002] With the growing public concern over the safety of consumers goods, such as food and pharmaceutical products the government has implemented strict regulations for industries which require sanitary, sterile, or germ free applications. The design of prior roll-up overhead door assemblies for use in such applications have several drawbacks. The most notable drawback of prior designs is the lack of access to the door assembly components for cleaning. For example, access to the door panel and overhead drum for cleaning in prior designs is limited. In addition, prior designs did not allow for removal of the door panel from the drum to completely expose the door panel and drum for cleaning. As a result, mildew and germs would form between the door panel and drum which is not acceptable for sanitary applications.

[0003] Prior designs of roll-up overhead doors such as that disclosed in FR-A-2 380 400 did not provide for collecting residue, contaminants or food particles which may accumulate on the door panel or drum. As a result when the door assemblies were cleaned the residue, contaminants and food particles would be reintroduced into the immediate work area or atmosphere. Such a design is undesirable for sanitary applications.

[0004] Side columns used to guide roll-up overhead doors up and down to open and close an opening provide areas where moisture and contaminants may collect allowing germs and mildew to prosper. Access to these areas for cleaning is restricted in prior designs. The present invention provides a roll-up overhead door for sanitary applications which solves these and other problems.

SUMMARY OF THE INVENTION

[0005] The present invention provides a roll-up overhead door assembly which is selectively moved up and down to open and close an opening and which is guided along channel in side columns at opposed edges of the opening, the door having an open position, a closed position and a cleaning position. The door has a drum positioned proximate the top of the opening and a flexible door panel connected to the drum. The door panel is connected to the drum such that when the door assembly is in an open position the door panel is wound around the drum.

[0006] The door panel may be further sized such that when the door assembly is in the cleaning position the door panel is connected to a point on the drum so that the door panel does not significantly overlap the drum,

thereby exposing the drum and the door panel for cleaning.

[0007] According to another optional aspect of the present invention, the door panel is connected to the drum such that when the door assembly is in an open position the door panel is wound around the drum; when the door assembly is in the closed position the point at which the door panel is connected to the drum forms a first angle α with an axis, A, which is perpendicular to and extends through the opening; and when the door assembly is in the cleaning position the point at which the door panel is connected to the drum forms a second angle β to the axis A, the second angle β being greater than the first angle α .

[0008] According to yet another optional aspect of the present invention, columns are positioned on opposed sides of the opening. Each of the side columns has a backplate and a cover plate removably attached to the backplate, respectively. The backplate and cover plate cooperate to form channels for guiding the door assembly up and down. The cover plate can be removed from the backplate to expose the edges of the door panel and the surfaces of the side columns which form the channel for cleaning.

[0009] According to the present invention, the door assembly further includes a drainage trough attached to a bottom portion of the door panel for collecting moisture failing from the door panel. The drainage trough is configured such that the collected moisture flows toward at least one end of the trough.

[0010] Other optional features and advantages of the invention will be apparent from the following specification taken in conjunction with the following drawings.

BRIEF DESCRIPTION OF THE DRAWINGS

[0011]

FIG. 1 is a top view of a roll-up overhead door assembly according to the present invention;

FIG. 2 is a side view of a roll-up overhead door assembly according to the present invention;

FIG. 3 is a front view of a roll-up overhead door assembly according to the present invention;

FIG. 4 is schematic side view illustrating the location of the point of attachment of the door panel to the drum for different positions of the door assembly;

FIG. 5 is schematic side view illustrating an alternative embodiment of the location of the point of attachment of the door panel to the drum for different positions of the door assembly;

FIG. 6 is a side view of the door assembly of the present invention showing the drip guard in a closed position;

FIG. 7 is a side view of the door assembly of the present invention showing the drip guard in an open position;

FIG. 8 is a front view of a drainage trough attached

to the door panel according to the present invention; FIG. 9 is a front view of a preferred embodiment of the present invention showing a hinge for attaching the door panel to the drum;

FIG. 10 is a side view illustrating the hinge for attaching the door panel to the drum in the preferred closed position;

FIG. 10A is a side view illustrating the hinge for attaching the door panel to the drum in the open position;

FIG. 11 is a front view of the side columns according to the present invention;

FIG. 12 is a cross-sectional view of the side columns taken through the line 12-12 of FIG. 11; and FIG. 13 is a cross-sectional view of the side columns taken through the line 12-12 of FIG. 11 including a door panel and breakaway mechanism.

DETAILED DESCRIPTION OF THE INVENTION

[0012] While this invention is susceptible of embodiment in many different forms, there is shown in the drawings and will herein be described in detail preferred embodiments of the invention with the understanding that the present disclosure is to be considered as an exemplification of the principles of the invention and is not intended to limit the broad aspect of the invention to the embodiments illustrated.

[0013] FIGS. 1-13 illustrate a roll-up overhead door assembly 1 according to the present invention. The roll-up overhead door assembly is selectively moved up and down to open and close an opening and is guided along sides of the opening by columns 12. The door assembly 1 has an open position, a closed position and a cleaning position.

[0014] As shown in FIGS. 1-3 the door assembly 1 generally includes a drum 2 positioned proximate the top of the opening and a flexible door panel 4 connected to the drum 2 at a top portion 41 of the door panel 4. As illustrated in FIG. 10A, in the open position, the door panel 4 is wound around the drum, covering the entire surface of the drum 2. The door panel 4 is sized such that when the door assembly 1 is in the closed position, the door panel 4 is connected to the drum 2 at a point 51 so that the door panel 4 does not significantly cover the drum 2. This configuration is illustrated in FIGS. 4, 5 and 10. This prevents food particles and residue from becoming trapped between the drum 2 and the door panel 4 and also prevents the buildup of mildew when the door assembly is in the closed position for long periods of time. In the cleaning position 52, the drum 2 is rotated further in the closed direction (shown by the arrow labelled C in FIGS. 4-5) exposing the door panel 4 and the drum 2 and allowing both to be easily cleaned. FIGS. illustrate the door panel 4 as it is attached to the drum 2. Furthermore, the door panel 4 is sized such that when the door assembly 1 is in the cleaning position 52, the door panel 4 projects downwardly from the drum 2,

thereby exposing the drum 2 and both sides of the door panel 4.

[0015] In the closed position, the door panel 4 is connected to the drum 2 at a point that is located at first angle α with an axis, A, which is perpendicular to and extends through the opening. However, in the cleaning position 52, the drum 2 is further rotated toward the closed direction (shown by the arrow labelled C in FIGS. 4-5), the door panel 4 projects downwardly from the drum 2, allowing door panel 4 to hang "freely" from the drum 2. In the over rotated closed position, or cleaning position 52, the door panel 4 is connected to the drum 2 at a point that forms a second angle β to the axis A. The second angle β is greater than the first angle α . This allows the entire door panel 4 and the entire surface of the drum 2 to be exposed for easy access and cleaning. In a preferred embodiment the angle γ is at a point on the drum 2 such that the door panel projects downwardly from the drum 2 and does not significantly overlap or cover the surface of the drum 2. This configuration prevents the buildup bacteria, mildew or other contaminants from forming on the surface of the drum 2 and on the upper portion 41 of the door panel 4.

[0016] In the preferred embodiment, shown in FIGS. 9 and 10, the door panel 4 is connected to the drum 2 by a hinge 6. One end of the hinge 6 is attached to the drum 2 while the other end of the hinge 6 is attached to the top portion 41 of the door panel 4.

[0017] In particular, the door panel 4 is connected by a piano hinge 6. However, any connection that allows the door panel 4 to pivot away from the drum 2 when the drum 2 is rotated further in the closed direction, into the cleaning position 52, can be used in the present invention. For example, the door panel may be attached to the drum 2 by fasteners that pivot, industrial glue, or stitching that allows pivoting of the door panel 4 from the drum 2.

[0018] According to one preferred embodiment of the present invention illustrated in FIGS. 6-7, the door assembly 1 further includes a drip guard 8 that is positioned and sized to catch residue falling from the drum 2 or panel overhead. Preferably, the drip guard 8 is connected to mounting brackets 55 which are in turn mounted above the opening. The drip guard is rotatable about a member 10 so that the drip guard 8 may assume a closed position (FIG. 6) and an open position (FIG. 7). When the drip guard 8 is in its closed position, it partially surrounds the drum 2. The drip guard 8 may then be rotated about the member 10 so that the drum 2 and the underside of the drip guard 8 is exposed for cleaning. In an alternative embodiment not shown, the drip guard 8 may be rotated about either end to expose the drum 2 and the underside of the drip guard 8.

[0019] As shown in FIGS. 3 and 11-13, the roll-up overhead door assembly 1 also includes columns 12 on opposed sides of the opening. The columns 12 form a channel 60 which acts to guide the assembly, and particularly opposed edges 4a, 4b of the door panel 4, up

and down to open and close the opening. Each column 12 includes a backplate 16 and a cover plate 14. The backplate 16 is attached to a opposed surfaces 18 adjacent the opening, respectively. The cover plate 14 is removably attached to the backplate 16, respectively. The cover plate 14 may be attached by any conventional connecting devices, including snaps, hooks, and interlocking tabs. In a preferred embodiment, the backplate 16 is provided with thumbscrews and the cover plate 14 is provided with corresponding slots or openings which fit over the thumbscrews and then the cover plate 14 is slid into a resting position. As illustrated in FIGS. 12-13, the backplate 16 cooperates with the cover plate 14 to form the channel 60.

[0020] In the preferred embodiment, the door assembly 1 further includes a drainage trough 20 for collecting moisture falling from the door. Generally, the trough 20 is attached to a bottom portion 42 of the door panel 4 and has a first end 20a and a second end 20b. The trough 20 may also be connected to a bottom bar 24 attached to the bottom portion 42 of the door panel 4 and extend upwardly and angularly away from the door panel 4. For example, the drainage trough 20 may be configured such that any collected moisture flows toward at least one end of the trough 20. The drainage may be directed by slanting at least the bottom of the trough 20 downwardly toward one end.

[0021] Alternatively, at least the bottom of the drainage trough 20 may be steepled so that the drainage is directed to both ends 20a, 20b of the trough 20. It is also contemplated that the trough 20 assume any other configuration that accommodates the drainage of excess moisture from the door panel 4.

[0022] As may be seen in FIG. 8, the door assembly 1 may further include a bottom bar 24 and a breakaway mechanism 22 connected to at least one end of a bottom bar 24. The breakaway mechanism 22 may be any conventional breakaway mechanism 22 currently used with overhead doors. Alternatively, conventional breakaway tabs may be used.

[0023] In a preferred embodiment of the present invention, the drum 2 is connected to a motor 80 for rotating the drum 2 between the open, closed and cleaning positions.

[0024] Preferably, the motor 80 cooperates with an optical encoder for controlling the rotation of the drum 2, and ultimately for controlling the range of the door panel 4 travel. A conventional controller may be used to set automatic limits for the closed, open and cleaning positions. In this regard, a user may select between these predetermined positions and the drum 2 will automatically rotate to the desired position. Accordingly, the user may easily alternate between the closed, open and cleaning positions.

[0025] While the specific embodiment has been illustrated and described, numerous modifications come to mind, including the following aspects, which do not necessarily fall within the scope of the appended claims.

Aspect 1. A roll-up overhead door assembly which is selectively moved up and down to open and close an opening and which is guided along a channel in side columns at opposed edges of the opening, the assembly having an open position, a closed position and a cleaning position, the assembly comprising: a drum positioned proximate the top of the opening; a flexible door panel connected to the drum such that when the door assembly is in the open position the door panel is wound around the drum; and, a drip guard partially surrounding the drum, the drip guard being positioned and sized to catch residue falling from the drum or the door panel.

Aspect 2. The roll-up overhead door assembly of Aspect 1 wherein the drip guard is rotatable from a first position to a second position, in the first position the drip guard partially surrounds the drum and in the second position the drip guard exposes the drum for cleaning.

Aspect 3. The roll-up overhead door assembly of Aspect 1 wherein in the cleaning position the entire door panel projects downwardly from the drum, thereby exposing the drum.

Aspect 4. The roll-up overhead door assembly of Aspect 1 wherein in the closed position the point at which the door panel is connected to the drum forms a first angle α with an axis, A, which is perpendicular to and extends through the opening, and in the cleaning position the point at which the door panel is connected to the drum forms second angle β to the axis A, the second angle β being greater than the first angle α .

Aspect 5. The roll-up overhead door assembly of Aspect 1 wherein the door panel is connected to the drum by a hinge.

Aspect 6. The roll-up overhead door assembly of Aspect 1 wherein the side columns comprise a backplate and a cover plate removably attached to the backplate, respectively, the backplate and cover plate cooperating to form the channel for guiding the door assembly up and down.

Aspect 7. The roll-up overhead door assembly of Aspect 1 wherein the door panel is sized such that when the door assembly is in the closed position the door panel is connected to a point on the drum so that the door panel does not significantly cover the drum.

Aspect 8. The roll-up overhead door assembly of Aspect 1 further including a drainage trough connected to a bottom portion of the door panel for collecting moisture falling from the door panel and being configured such that the collected moisture flows toward at least one end of the trough.

Aspect 9. The roll-up overhead door assembly of Aspect 8 wherein a bottom bar is attached to the bottom portion of the door panel, the trough being connected to the bottom bar and extending upward-

ly and angularly away from the door panel.

Aspect 10. The roll-up overhead door assembly of Aspect 1 further including a bottom bar connected to a bottom portion of the door panel, the bottom bar having a breakaway mechanism connected to at least one end of the bottom bar.

Aspect 11. A roll-up overhead door assembly which is selectively moved up and down to open and close an opening and which is guided along a channel in side columns at opposed edges of the opening, the assembly having an open position, a closed position and a cleaning position, the assembly comprising: a drum positioned proximate the top of the opening; and a flexible door panel connected to the drum such that when the door assembly is in the cleaning position the door panel projects downwardly from the drum, thereby exposing the door panel and the drum.

Aspect 12. The roll-up overhead door assembly of Aspect 11 wherein in the closed position the point at which the door panel is connected to the drum forms a first angle α with an axis, A, which is perpendicular to and extends through the opening, and in the cleaning position the point at which the door panel is connected to the drum forms a second angle β to the axis, A, the second angle β being greater than the first angle α . Aspect 13. The roll-up overhead door assembly of Aspect 11 wherein the door panel is connected to the drum by a hinge.

Aspect 14. The roll-up overhead door assembly of Aspect 11 wherein the side columns comprise a backplate and a cover plate removably attached to the backplate, respectively, the backplate and cover plate cooperating to form the channel for guiding the door assembly up and down.

Aspect 15. The roll-up overhead door assembly of Aspect 11 further including a drip guard partially surrounding the drum, the drip guard being positioned and sized to catch residue accumulated overhead and having a closed position and an open position. in the closed position the drip guard extends below the drum and in the open position the drip guard is rotated away from the drum, thus exposing the drum for cleaning.

Aspect 16. The roll-up overhead door assembly of Aspect 11 further including a drainage trough connected to a bottom portion of the door panel for collecting moisture and being configured such that the collected moisture flows toward at least one end of the drainage trough.

Aspect 17. The roll-up overhead door assembly of Aspect 11 further including a bottom bar connected to the bottom portion of the door panel, the bottom bar having a breakaway mechanism connected to at least one end of the bottom bar.

Aspect 18. A roll-up overhead door assembly which is selectively moved up and down to open and close an opening and which is guided along a channel in

side columns at opposed edges of the opening, the assembly having an open position, a closed position and a cleaning position, the assembly comprising: a drum positioned proximate the top of the opening; a flexible door panel connected to the drum such that when the door assembly is in the open position the door panel is wound around the drum, the door panel being sized such that when the door assembly is in the closed position the door panel is connected to a point on the drum so that the door panel does not significantly overlap the drum; and wherein the side columns comprise a backplate and a cover plate removably attached to the backplate, respectively, the backplate and cover plate cooperating to form the channel for guiding the door assembly up and down.

Aspect 19. The roll-up overhead door assembly of Aspect 18 wherein in the cleaning position the door panel projects downwardly from the drum, thereby exposing the door panel and the drum for cleaning.

Aspect 20. The roll-up overhead door assembly of Aspect 18 wherein in the closed position the point at which the door panel is connected to the drum forms a first angle α with an axis, A, which is perpendicular to and extends through the opening, and in the cleaning position the point at which the door panel is connected to the drum forms a second angle β to the axis A, the second angle β being greater than the first angle α .

Aspect 21. The roll-up overhead door assembly of Aspect 18 wherein the door panel is connected to the drum by a hinge.

Aspect 22. The roll-up overhead door assembly of Aspect 18 further including a drip guard partially surrounding the drum, the drip guard being positioned and sized to catch residue falling from the drum or the door panel.

Aspect 23. The roll-up overhead door assembly of Aspect 22 wherein the drip guard is rotatable from a first position to a second position, in the first position the drip guard extends below the drum and in the second position the drip guard is rotated away from the drum, thereby exposing the drum.

Aspect 24. The roll-up overhead door assembly of Aspect 18 further including a drainage trough attached to a bottom portion of the door panel for collecting moisture falling from the door panel and being configured such that the collected moisture flows toward at least one end of the trough.

Aspect 25. The roll-up overhead door assembly of Aspect 18 further including a bottom bar attached to a bottom portion of the door panel, the bottom bar having a breakaway mechanism connected to at least one end of the bottom bar.

Aspect 26. A roll-up overhead door assembly which is selectively moved up and down to open and close an opening and which is guided along a channel in side columns at opposed edges of the opening, the

assembly having an open position, a closed position and a cleaning position, the assembly comprising: a drum positioned proximate the top of the opening; a flexible door panel connected to the drum such that when the door assembly is in the open position the door panel is wound around the drum; and a drainage trough attached to a bottom portion of the door panel for collecting moisture falling from the door panel and being configured such that the collected moisture flows toward at least one end of the trough.

Aspect 27. The roll-up overhead door assembly of Aspect 26 wherein in the cleaning position the door panel projects downwardly from the drum, thereby exposing the door panel and the drum for cleaning.

Aspect 28. The roll-up overhead door assembly of Aspect 26 wherein in the closed position the point at which the door panel is connected to the drum forms a first angle α with an axis, A, which is perpendicular to and extends through the opening, and in the cleaning position the point at which the door panel is connected to the drum forms a second angle β to the axis A, the second angle β being greater than the first angle α . Aspect 29. The roll-up overhead door assembly of Aspect 26 wherein the door panel is connected to the drum by a hinge.

Aspect 30. The roll-up overhead door assembly of Aspect 26 further including a drip guard partially surrounding the drum, the drip guard being positioned and sized to catch residue falling from the drum or the door panel.

Aspect 31. The roll-up overhead door assembly of Aspect 30 wherein the drip guard has a first position and a second position, in the first position the drip guard extends below the drum for catching residue falling from the drum or the door panel and in the second position the drip guard is rotated away from the drum, thereby exposing the drum and the door panel for cleaning.

Aspect 32. The roll-up overhead door assembly of Aspect 26 wherein the side columns comprise a backplate and a cover plate removably attached to the backplate, respectively, the backplate and cover plate cooperating to form the channel for guiding the door assembly up and down.

Aspect 33. The roll-up overhead door assembly of Aspect 26 further including a bottom bar attached to a bottom portion of the door panel, the bottom bar having a breakaway mechanism connected to at least one end of the bottom bar.

Aspect 34. A roll-up overhead door assembly which is selectively moved up and down to open and close an opening and which is guided along a channel in side columns at opposed edges of the opening, the assembly having an open position, a closed position and a cleaning position, the assembly comprising: a drum having a surface and being positioned proximate the top of the opening; a flexible door

panel connected to the drum such that when the door assembly is in the open position the door panel is wound around the drum, covering the entire surface of the drum, and being sized such that when the door assembly is in the closed position, the door panel projects downwardly from the drum and the door panel does not significantly cover the surface of the drum.

Aspect 35. A roll-up overhead door assembly which is selectively moved up and down to open and close an opening and which is guided along a channel in side columns at opposed edges of the opening, the assembly having predetermined open, closed and cleaning positions, the assembly comprising: a drum having a surface and being positioned proximate the top of the opening; a motor for rotating the drum to the predetermined open, closed and cleaning positions; a flexible door panel having a top and bottom portion, the top portion being connected to the drum such that when the door assembly is in the open position the door panel is wound around the drum, the door panel being sized such that when the door assembly is in the closed position the door panel projects downwardly from the drum and does not significantly cover the surface of the drum; the side columns comprising a backplate and a cover plate removably connected to the backplate, respectively, the backplate and cover plate cooperating to form the channel for guiding the door assembly up and down; a drip guard partially surrounding the drum, the drip guard being positioned and sized to catch residue falling from the drum or the door panel; and a drainage trough attached to the bottom portion of the door panel for collecting moisture falling from the door panel and being configured such that the collected moisture flows toward at least one end of the trough.

Claims

1. A roll-up overhead door assembly (1) which is selectively moved up and down to open and close an opening and which is guided along a channel (60) in side columns (12) at opposed edges of the opening, the assembly having an open position, a closed position and a cleaning position, the assembly further having a drum (2) positioned proximate the top of the opening, and a flexible door panel (4) connected to the drum (2) such that when the door assembly (1) is in the open position the door panel (4) is wound around the drum (2), **characterised in that** the door assembly (1) further includes a drainage trough (20) attached to a bottom portion (42) of the door panel (4) for collecting moisture falling from the door panel (4) and being configured such that the collected moisture flows toward at least one end of the trough.

2. The roll-up overhead door assembly (1) of Claim 1 wherein in the cleaning position (52) the door panel (4) projects downwardly from the drum (2), thereby exposing the door panel (4) and the drum (2) for cleaning.
3. The roll-up overhead door assembly (1) of Claim 1 wherein the door panel (4) is connected to the drum (2) by a hinge (6).
4. The roll-up overhead door assembly (1) of Claim 1 further including a bottom bar (24) attached to a bottom portion (42) of the door panel (4), the bottom bar (24) having a breakaway mechanism (22) connected to at least one end of the bottom bar (24).

Patentansprüche

1. Eine hängende Aufroll-Türanordnung (1), die selektiv auf- und abwärts bewegt wird, um eine Öffnung zu öffnen und zu schließen, und die entlang eines Kanals (60) in Seitensäulen (12) an gegenüberliegenden Kanten der Öffnung geführt ist, welche Anordnung eine offene Stellung, eine geschlossene Stellung und eine Reinigungsstellung hat und welche Anordnung weiterhin eine Trommel (2), die nahe der Oberseite der Öffnung angeordnet ist, und ein flexibles Türblatt (4) hat, das so mit der Trommel (2) verbunden, daß, wenn die Türanordnung (1) in der offenen Stellung ist, das Türblatt (4) um die Trommel (2) herum gewickelt ist, **dadurch gekennzeichnet, dass** die Türanordnung (1) weiterhin eine Drainagerinne (20) enthält, die an einem unteren Bereich (42) des Türblatts (4) befestigt ist zum Sammeln von von dem Türblatt (4) fallender Feuchtigkeit, und die so ausgebildet ist, daß die gesammelte Feuchtigkeit zu zumindest einem Ende der Rinne fließt.
2. Die hängende Aufroll-Türanordnung (1) nach Anspruch 1, worin das Türblatt (4) in der Reinigungsstellung (52) von der Trommel (2) nach unten vorsteht, wodurch das Türblatt (4) und die Trommel (2) für das Reinigen freigegeben sind.
3. Die hängende Aufroll-Türanordnung (1) nach Anspruch 1, worin das Türblatt (4) durch ein Scharnier (6) mit der Trommel verbunden ist.
4. Die hängende Aufroll-Türanordnung (1) nach Anspruch 1, weiterhin enthaltend eine Bodenstange (24), die an dem unteren Bereich (42) des Türblatts (4) befestigt ist, welche Bodenstange (24) einen Abbrechmechanismus (22) hat, der mit zumindest einem Ende der Bodenstange (24) verbunden ist.

Revendications

1. Ensemble de porte à enroulement sur tambour horizontal (1) qui est déplacée de manière sélective vers le haut et vers le bas pour ouvrir et fermer une ouverture et qui est guidée le long d'un canal (60) situé dans des colonnes latérales (12) au niveau de bords opposés de l'ouverture, l'ensemble ayant une position ouverte, une position fermée et une position de nettoyage, l'ensemble ayant de plus un tambour (2) positionné à proximité de la partie supérieure de l'ouverture, et un panneau de porte souple (4) relié au tambour (2) de telle sorte que lorsque l'ensemble de porte (1) est dans la position ouverte, le panneau de porte (4) est enroulé autour du tambour (2), **caractérisé en ce que** l'ensemble de porte (1) comporte de plus une goulotte d'évacuation (20) reliée à la partie inférieure (42) du panneau de porte (4) pour recueillir l'humidité tombant à partir du panneau de porte (4) et configurée de telle sorte que l'humidité recueillie s'écoule en direction d'au moins une extrémité de la goulotte.
2. Ensemble de porte à enroulement sur tambour horizontal (1) selon la revendication 1, dans lequel dans la position de nettoyage (52) le panneau de porte (4) fait saillie vers le bas à partir du tambour (2), exposant ainsi le panneau de porte (4) et le tambour (2) pour le nettoyage.
3. Ensemble de porte à enroulement sur tambour horizontal (1) selon la revendication 1, dans lequel le panneau de porte (4) est relié au tambour (2) par une charnière (6).
4. Ensemble de porte à enroulement sur tambour horizontal (1) selon la revendication 1, comportant de plus une barre inférieure (24) reliée à une partie inférieure (42) du panneau de porte (4), la barre inférieure (24) ayant un mécanisme brisable (22) relié à au moins une extrémité de la barre inférieure (24).

FIG. 1




FIG. 2

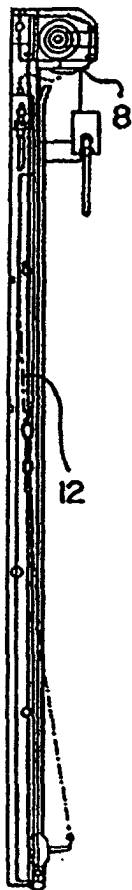
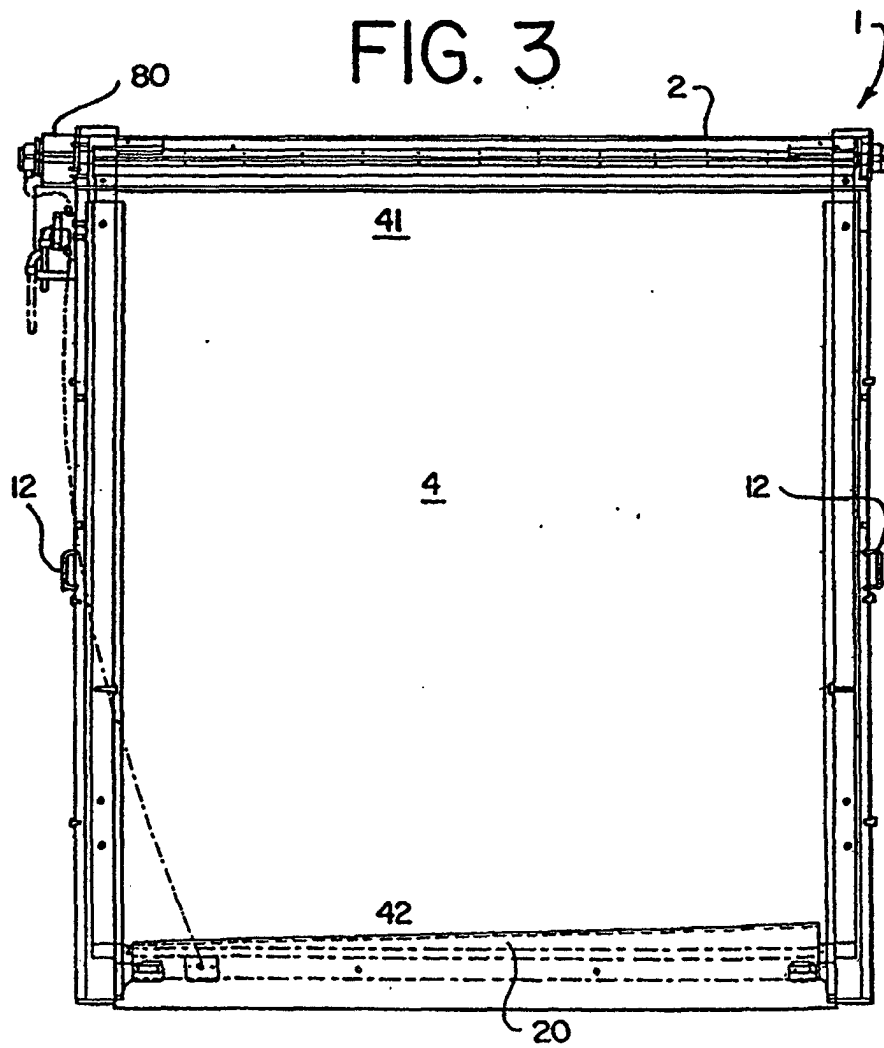


FIG. 3



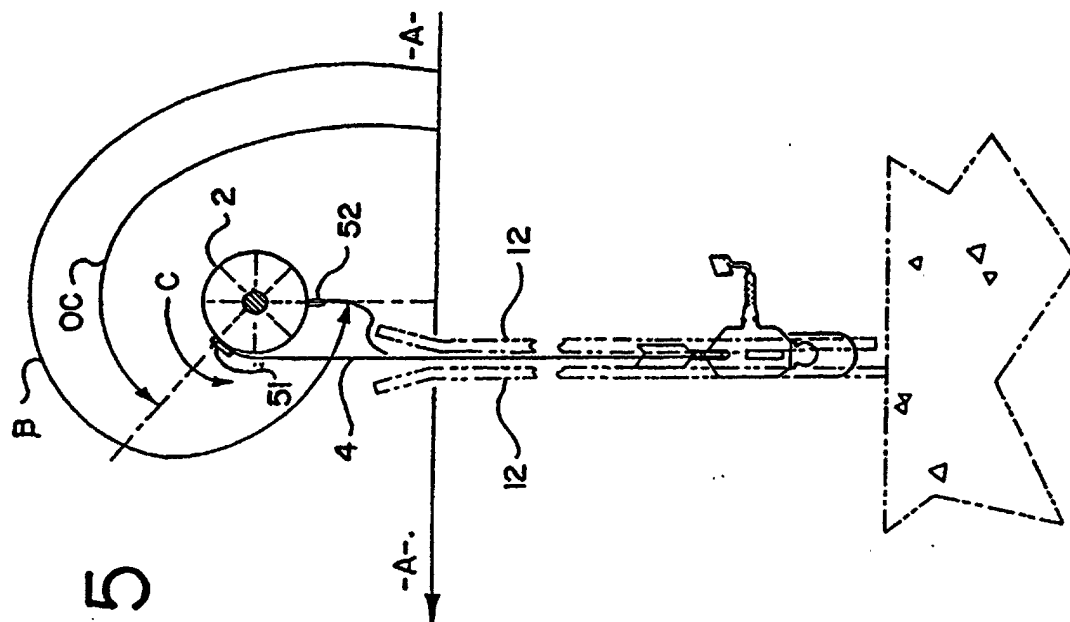


FIG. 5

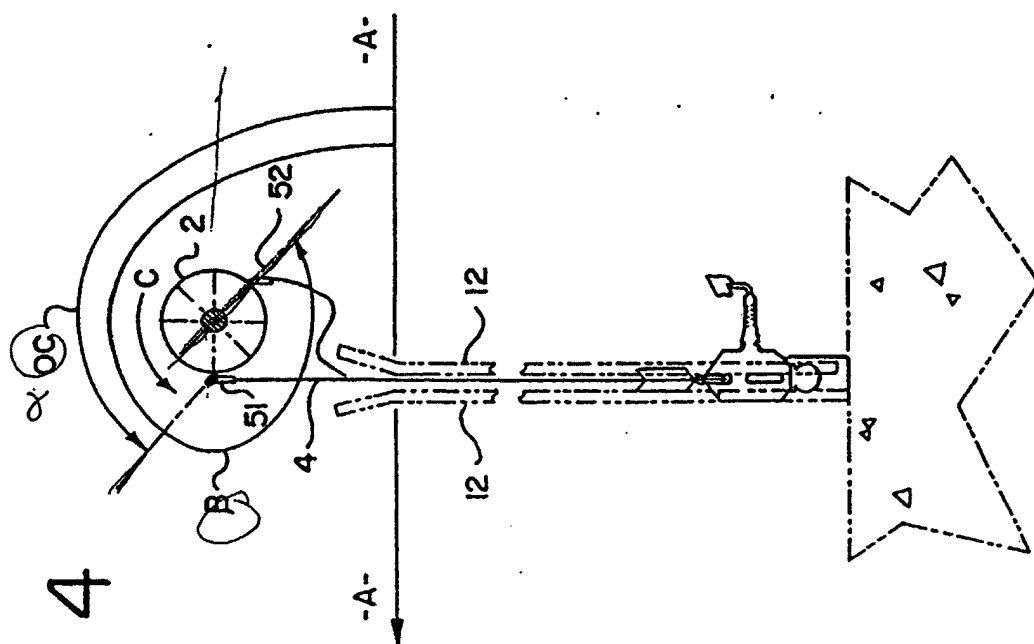


FIG. 4

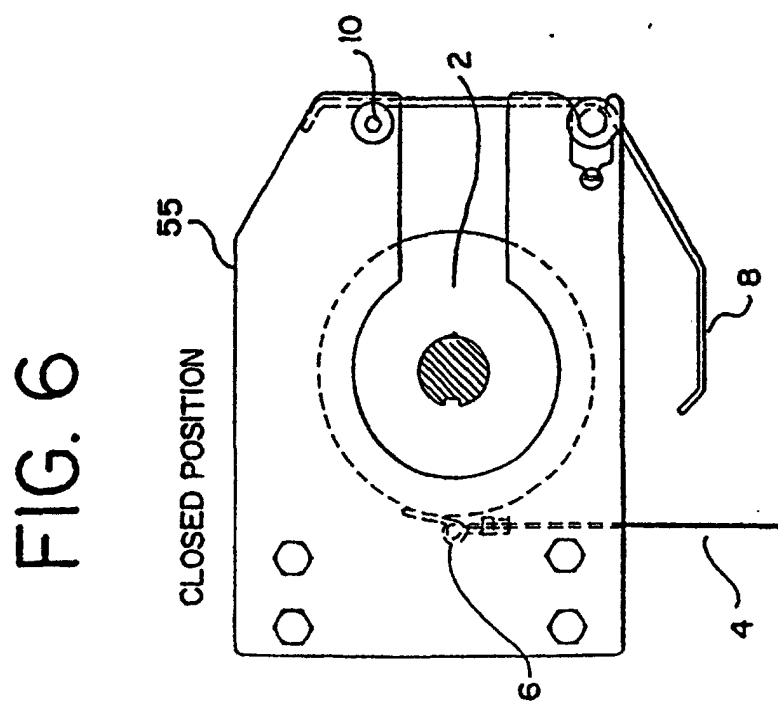
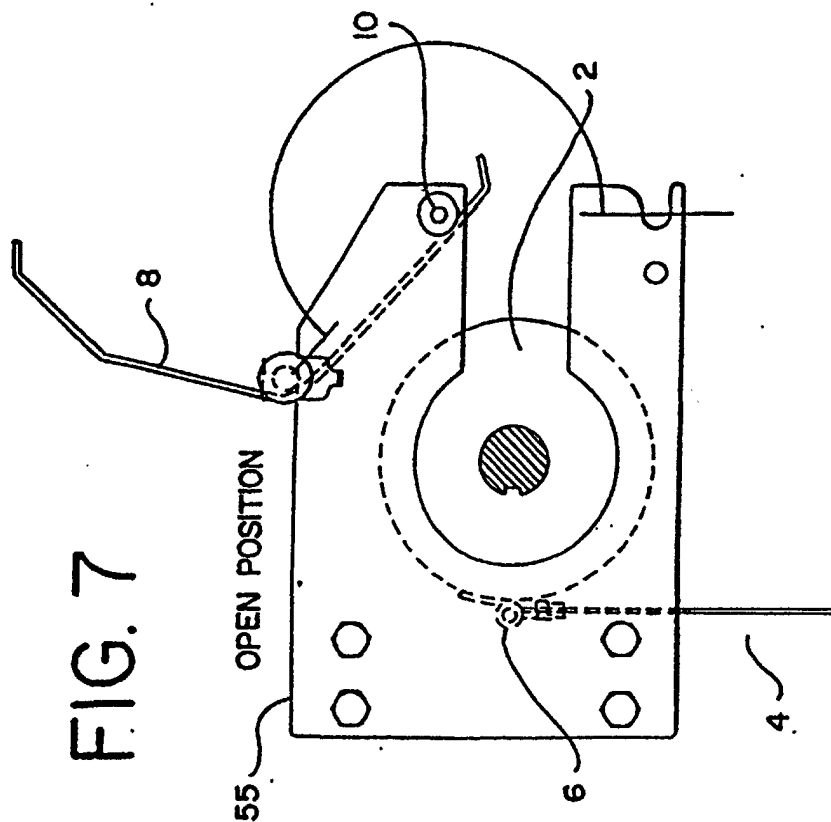


FIG. 8

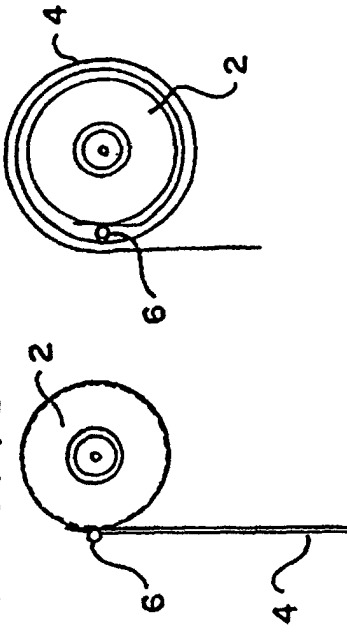
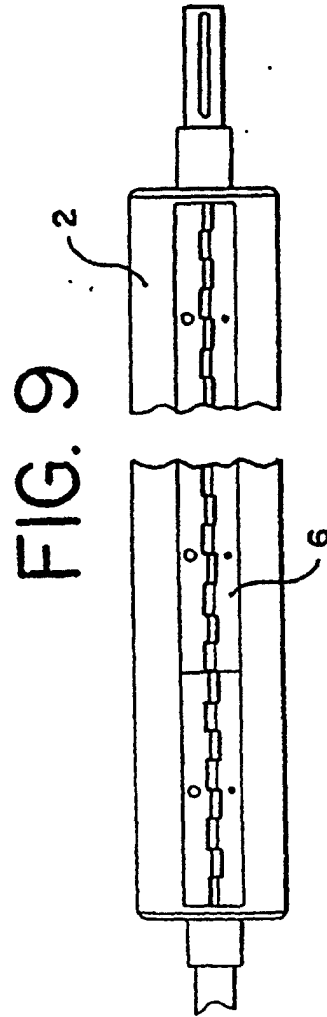
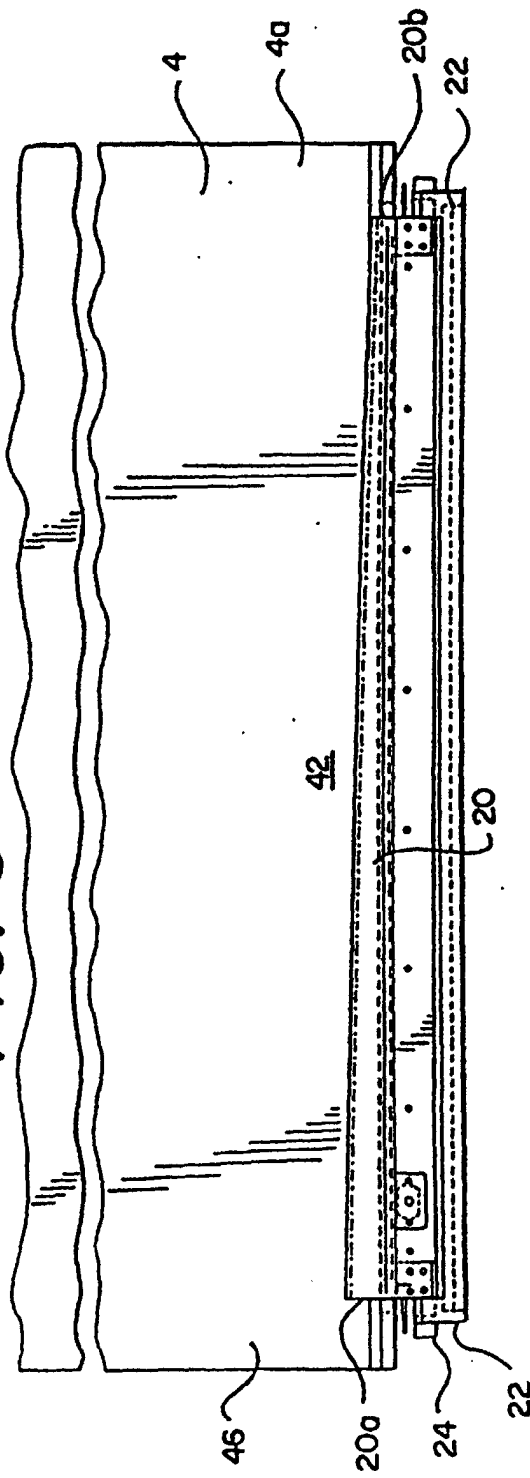


FIG. 10

FIG. 10A

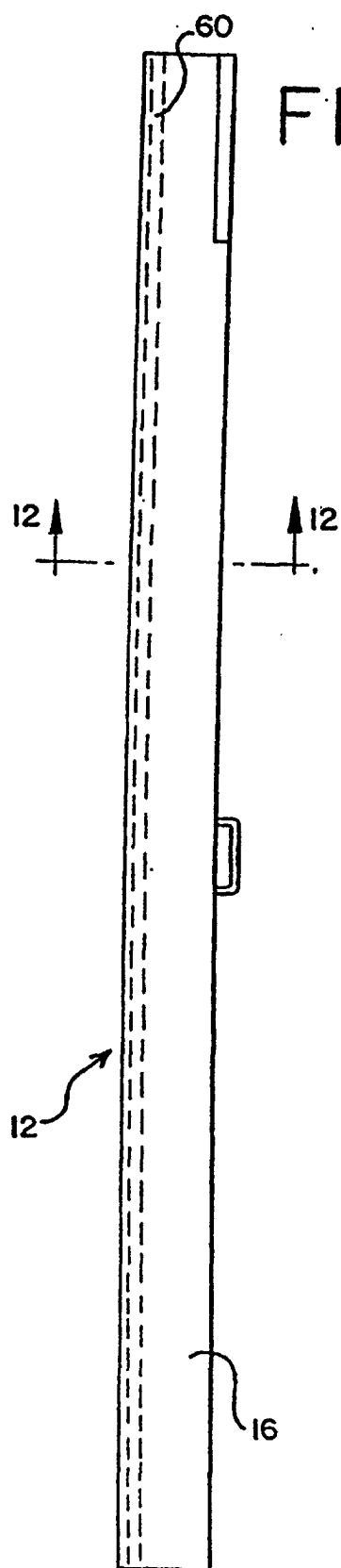


FIG. 11

FIG. 12

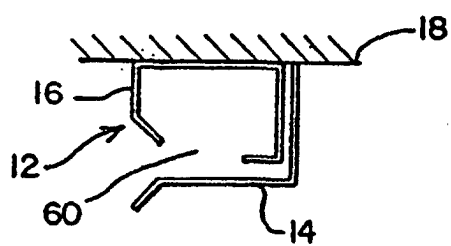


FIG. 13

