



(12) **EUROPEAN PATENT APPLICATION**

(88) Date of publication A3:  
**25.01.2006 Bulletin 2006/04**

(51) Int Cl.:  
**E04B 1/70 (2006.01)**

(43) Date of publication A2:  
**01.09.2004 Bulletin 2004/36**

(21) Application number: **04250911.7**

(22) Date of filing: **20.02.2004**

(84) Designated Contracting States:  
**AT BE BG CH CY CZ DE DK EE ES FI FR GB GR  
HU IE IT LI LU MC NL PT RO SE SI SK TR**  
Designated Extension States:  
**AL LT LV MK**

(30) Priority: **24.02.2003 GB 0304123**

(71) Applicants:  
• **Hobson, Daniel Gordon**  
**82370 Nohic (FR)**  
• **Eagland, Richard Timothy**  
**82370 Nohic (FR)**  
• **Hobson, Gordon Anthony**  
**Poynton,**  
**Cheshire SK12 1HN (GB)**  
• **Ohandjanian, Demis Armen**  
**Stockport,**  
**Cheshire SK7 3LH (GB)**

(72) Inventors:  
• **Hobson, Daniel Gordon**  
**82370 Nohic (FR)**  
• **Eagland, Richard Timothy**  
**82370 Nohic (FR)**  
• **Hobson, Gordon Anthony**  
**Poynton,**  
**Cheshire SK12 1HN (GB)**  
• **Ohandjanian, Demis Armen**  
**Stockport,**  
**Cheshire SK7 3LH (GB)**

(74) Representative: **Robertson, James Alexander et al**  
**Lloyd Wise, McNeight & Lawrence**  
**c/o Commonwealth House**  
**1-19 New Oxford Street**  
**London WC1A 1LW (GB)**

(54) **Device for extracting moisture from a wall**

(57) A device (10) to abstract moisture from a wall (20,30) or similar comprising a housing (70) having an air guide means (40), an at least one removable fan, an at least one motor (60) to drive the at least one removable fan (50), characterised in that said device can be applied in a hole (90) in a wall, said hole having a front at its exterior portion and a back at its interior portion, said air guide means defining an air guide channel (100) between at least first and second openings, said at least one fan being positioned in said at least first and second openings, such that air driven by said first fan through said first opening flows through said air guide channel and through said second opening, thereby carrying off moisture originating from said wall.

Figure 1A

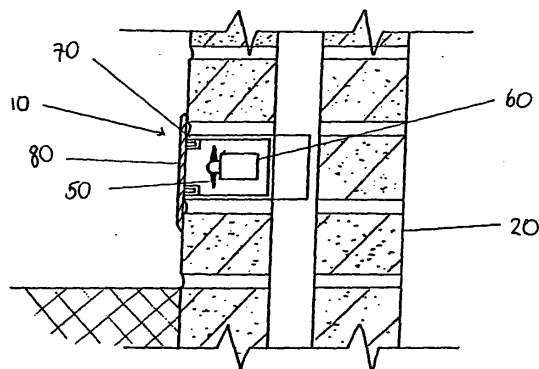


Figure 1B

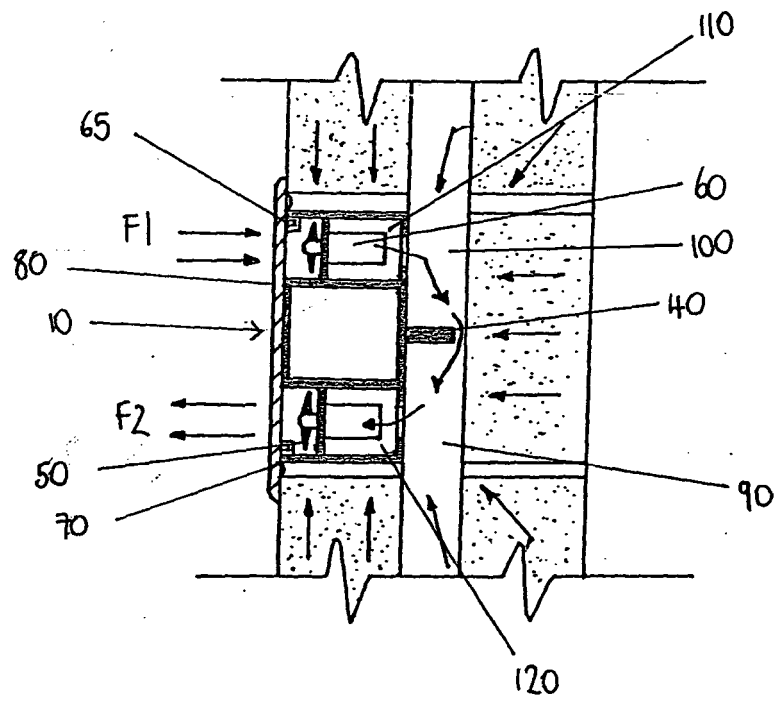
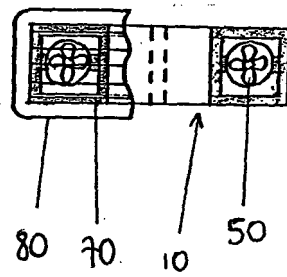


Figure 1C





European Patent  
Office

# EUROPEAN SEARCH REPORT

Application Number  
EP 04 25 0911

DOCUMENTS CONSIDERED TO BE RELEVANT			
Category	Citation of document with indication, where appropriate, of relevant passages	Relevant to claim	CLASSIFICATION OF THE APPLICATION (IPC)
X	US 5 881 951 A (CARPENTER ET AL) 16 March 1999 (1999-03-16)	1,8	E04B1/70
Y	* abstract; figures 1-4 *	2,4-7,9,10,13	
X	----- PATENT ABSTRACTS OF JAPAN vol. 1998, no. 10, 31 August 1998 (1998-08-31) & JP 10 121647 A (NABESHIMA YUKIO; SENJU KAZU), 12 May 1998 (1998-05-12)	1,8	
Y	* abstract; figures 1-3 *	3,11,12,14	
Y,D	----- EP 0 829 587 A (SCHRIJVER SYSTEEM VOCHTBESTRIJDING N.V., NAAMLOZE VENNOOTSCHAP) 18 March 1998 (1998-03-18) * the whole document *	2-7,9-14	
A	----- DE 199 14 846 A1 (DOERLE, ALFRED) 26 October 2000 (2000-10-26) * abstract; figure 1 *	1,13,14	TECHNICAL FIELDS SEARCHED (IPC)
			E04B E04C F24F E04F
The present search report has been drawn up for all claims			
Place of search Munich		Date of completion of the search 7 December 2005	Examiner Khera, D
<p>CATEGORY OF CITED DOCUMENTS</p> <p>X : particularly relevant if taken alone Y : particularly relevant if combined with another document of the same category A : technological background O : non-written disclosure P : intermediate document</p> <p>T : theory or principle underlying the invention E : earlier patent document, but published on, or after the filing date D : document cited in the application L : document cited for other reasons ..... &amp; : member of the same patent family, corresponding document</p>			

1  
EPO FORM 1503 03/82 (P04001)

**ANNEX TO THE EUROPEAN SEARCH REPORT  
ON EUROPEAN PATENT APPLICATION NO.**

EP 04 25 0911

This annex lists the patent family members relating to the patent documents cited in the above-mentioned European search report.  
The members are as contained in the European Patent Office EDP file on  
The European Patent Office is in no way liable for these particulars which are merely given for the purpose of information.

07-12-2005

Patent document cited in search report	Publication date	Patent family member(s)	Publication date
US 5881951 A	16-03-1999	US 6145750 A	14-11-2000
JP 10121647 A	12-05-1998	NONE	
EP 0829587 A	18-03-1998	AT 234398 T	15-03-2003
		BE 1010625 A3	03-11-1998
		DE 69719643 D1	17-04-2003
		DE 69719643 T2	30-10-2003
		ES 2196254 T3	16-12-2003
		PT 829587 T	31-07-2003
DE 19914846 A1	26-10-2000	NONE	