

EUROPEAN PATENT SPECIFICATION

- (45) Date of publication of patent specification: **26.08.81** (51) Int. Cl.³: **A 47 B 39/02**
(21) Application number: **79300210.6**
(22) Date of filing: **12.02.79**

(54) **School desk, work desk or the like.**

- | | |
|--|--|
| <p>(30) Priority: 20.02.78 NO 780587</p> <p>(43) Date of publication of application: 05.09.79 Bulletin 79/18</p> <p>(45) Publication of the grant of the European patent: 26.08.81 Bulletin 81/34</p> <p>(84) Designated Contracting States: BE CH DE FR GB IT LU NL SE</p> <p>(56) References cited: CH - A - 550 563 DE - C - 22 105 FR - A - 341 766 FR - A - 406 665 FR - A - 683 719 GB - A - 7153 (1913) US - A - 1 355 681</p> | <p>(73) Proprietor: Opsvik, Peter Hogtunveien 12 D-1370 Asker (NO)</p> <p>(72) Inventor: Opsvik, Peter Hogtunveien 12 D-1370 Asker (NO)</p> <p>(74) Representative: Ruffles, Graham Keith MARKS & CLERK 57-60 Lincoln's Inn Fields London WC2A 3LS (GB)</p> |
|--|--|

Note: Within nine months from the publication of the mention of the grant of the European patent, any person may give notice to the European Patent Office of opposition to the European patent granted. Notice of opposition shall be filed in a written reasoned statement. It shall not be deemed to have been filed until the opposition fee has been paid. (Art. 99(1) European patent convention).

School desk, work desk or the like

This invention relates to a school desk, work desk or the like in which the desk is provided with backrest, seat, table-top and footboard connected with a common desk frame and in which the seat and the footboard are adjustable in position.

Adjustable school desks of the kind in which table and chair are joined together as a single unit are known. Common to these is the fact that the desks are difficult or inconvenient to adjust. It takes too long to adjust them for example between one school lesson and the next where pupils of different physical size are to use the same desk for the respective lessons. Moreover these known arrangements do not provide for adjustment of important dimensions such as depth of seat and height of back above the seat. Furthermore, adjustment of such desks is usually fortuitous and incorrect because adjustment is stepless and is therefore effected at random in order to divert the least possible amount of time from the lesson. Such desks are known inter alia from FR - A - 925.392, FR - A - 992.519 and NO Patent Specification 69.502. In order to ensure secure locking of the seat and table-top special tools for the adjustment are usually required. Such desks are known inter alia from FR - A - 985.033, FR - A - 1.025.052 and FR - A - 1.049.792. Here, the desks will most often have to be adjusted by the school janitor, which is obviously impracticable and usually has the consequence that the pupils in actual fact either sit at previously incorrectly adjusted desks or try to find a desk which more or less fits. Step by step adjustment of table and seat heights is known inter alia from FR - A - 899.707, US - A - 1.731.375 and NO Patent Specification 76.662. On the whole the same considerations apply to the devices set forth here.

DE - C - 52886 relates to a school desk having adjustable seat and backrest and further having a footboard being adjustable in position along two pairs of inclined guide means, one pair on each side of the desk. Adjustments are made by means of nuts and bolts engaging said guide means in a releasable fashion. However, adjustments are time consuming and cumbersome, in particular because special tools are required, and adjustments must be made on both sides of the desk.

DE - C - 90.642 relates to a school desk having a seat which is horizontally slidable and a backrest which is adjustable in height along an inclined path provided by a gear wheel and toothed bar. Further, the desk includes a footboard and a table-top which are mechanically linked and adjustable, so that when the table-top is shifted by means of another gear wheel and toothed bar assembly, the footboard follows its vertical motion with a fixed distance therebetween. Therefore, this

prior art desk does not solve the objects of the present invention.

DE - C - 22105 describes a child's desk having a back rest, seat, table top and foot board connected together. The positions of both the seat and the foot board are adjustable stepwise for height, and the table top is horizontally displaceable relative to that part of the frame carrying the seat and the back rest. There is however no provision for adjustment of the effective depth of the seat ie the horizontal distance from the back rest to leading edge of the seat is constant.

FR - A - 40665 is concerned with school benches, and describes a construction wherein the seats are mounted on a cross-bar whose ends are slidable in slots formed in uprights. The slots slant forwardly-upwardly, so that movement of the seat upwards also causes movement of the seat away from the back rest. As such, raising the seat position increases the seat depth.

The purpose of this invention is to provide a desk whose advantages over existing desks include:

1. FIELD OF APPLICATION

Independent if fixed seating of the pupils in the classrooms.

2. ERGONOMICS

All four functional dimensions can be changed.

3. PSYCHOLOGY

Small pupils are seated high, big pupils are seated low.

4. GROUP INSTRUCTION

All table-tops at the same height.

5. ADJUSTMENT

Effected by the pupils themselves, without tools, in the course of 5—10 seconds.

6. PURCHASE AND MAINTENANCE

The same desk size and spare parts for the desks for the whole school.

FIELD OF APPLICATION

As previously discussed as regards adjustable school desks, these are currently designed with a view to adjustment once or twice a year for a specific pupil. In the case of the desk described below the aim is that this should be so simple to adjust that the pupil himself can do so before each class or school day, only a short time, preferably about 5—10 seconds, being required per adjustment, and no form of tools being necessary. This is especially desirable in the case of open-plan schools where pupils move around without having a specified seat, in special classrooms where the complement of pupils changes several times per day; and not least a desk of this kind will make it possible within a school to achieve optimum utilization of classrooms, it being possible to move classes to other rooms without having to

take into consideration the sizes of chairs and tables. The desks are also suitable for adult classes, parent-teacher meetings and the like.

ERGONOMICS

In order that persons of different sizes shall be able to use the same chair and table, four dimensions should be adjustable:

A. Seat height (over the support for the feet).

B. Seat depth (from front edge of seat to backrest).

C. Difference between seat height and table-top height.

D. Height between backrest and seat.

In the present desks having table-top and backrest of fixed height, in contrast to known desks for which the floor is the fixed point, it is thus possible by means of only two moveable parts to provide correct adjustment of all four above mentioned functional dimensions for persons from the age of 6 to adulthood.

The seat being made movable at an angle, functional dimensions B, C and D change correctly in relation to each other when the seat is adjusted.

Functional dimension A is adjusted by moving the footboard, as described below.

It is important here that the table-top can be pulled in towards the body in the writing and work position, and that it can be pushed away to enter and leave the desk.

PSYCHOLOGY

Existing school furniture, adjustable or of various fixed sizes, functions in such a manner that small pupils have low seats and big pupils in the same classroom have high seats. From the psychological point of view this is very undesirable for the pupils, and the present invention is based on the opposite, i.e. that small pupils are seated on higher seats than big pupils. All the pupils in the class have the same elbow height, all table-tops being of the same height.

GROUP INSTRUCTION

In the case of group instruction these desks have advantages over previously known types of desks, the table-tops when pushed together being of the same height. The fact that all pupils thus have desks of the same height affords substantial psychological advantages to pupils who are short of stature.

ADJUSTMENT OF THE DESK

It is an important characteristic of the invention that the table-top and backrest are of fixed height, because the tabletop must always be at the height of the user's elbows, and the support for the small of the back must also be at the height of the user's elbows. For this reason the seat is adjusted first, so that the user's elbows are at table-height, and thereupon the footboard is adjusted so that the height of the seat above the footboard is correct. By this

means, as mentioned, it is possible to find the pupil's or user's "code", e.g. D3. In a preferred but non-limiting embodiment for example 13 adjustment steps are provided both for the seat and for the footboard. It is usual to provide five or six steps for the adjustment of chair sizes, and it will therefore be obvious that the present invention provides far greater dimensional precision in adjustment.

An especially important characteristic of the present invention is that in adjusting the desk it is not necessary for the user or pupil to watch two things at the same time, as is the case with for example seats which are adjustable in guides at each side of the desk. Moreover, only two parts of the desk require to be moved in order to achieve these functionally important dimensions in a proper manner, namely seat depth, seat height above the footboard, table height above the seat and backrest height above the seat.

Since no rapidly adjustable desks exist, "open schools" today use only one size of table and chair for the whole elementary school, because the pupils continuously move from place to place. The desk according to the present invention will therefore provide a substantial improvement as regards the avoidance of faulty posture in children. Faulty posture in children, caused by incorrect seating, is currently a major problem.

PURCHASING AND MAINTENANCE

As regards purchasing and maintenance it is an advantage to use one and the same type of desk everywhere within a school. This also allows the selection of desks of one and the same colour for the individual classroom, irrespective of the position of the desk when in use. It is especially important that the desk shall have no loose parts which can be removed by the pupils.

The present invention thus intends to overcome the disadvantages exhibited by the prior art desks.

The present desk e.g. school desk, work desk or the like is characterized in that the seat is adjustable stepwise for height and depth by adjustment means at one side of the desk, the seat being attached to a slide member arranged to slide along a forwardly-downwardly inclined guide fixed to the desk frame at the said one side of the desk and below and parallel to the guide there being fixed to the desk frame a positioning member having stepped positions with which engagement means fixed to the seat can selectively engage; the table top is horizontally displaceable relative to the desk frame; and the foot board is adjustable stepwise for height, there being engagement means fixed to the foot board and selectively engageable with stepped positions on the desk frame at a side of the desk.

Inclining the guide forwardly and downwardly produces the result that, as the

seat is raised to allow a small child to use a table at the same height as that of a large child, the seat depth is reduced to accommodate better the small child.

Preferably the engagement means fixed to the seat comprises a welded-on projection, and the stepped position of the positioning member comprise recesses with which the projection can engage. Adjustment of the seat position in a quick manner and without the need for special tools can then be ensured.

As an aid for each pupil or other user of the desks of the invention, the positioning member can be provided with a series of symbols, with one symbol at each recess.

Suitably the seat has a frame of generally triangular shape extending generally at right angles from the inclined guide and being fixed to the slide member which is itself preferably a sleeve.

In preferred constructions, the depth of the seat is determined solely by movement of the seat, the back rest for the seat being fixed to the rear part of the desk frame.

The table top typically has sliding means for horizontal sliding of the table top relative to the table frame member of the desk frame, the sliding means preferably having means for optional locking of the table top relative to the table frame member.

The foot board can have a foot board frame with a part generally of inverted U-shape extending upward from the foot board, the vertical branches of the stirrup-shaped part having hook means towards the top and guiding means towards the bottom. The hook means are intended to engage stepwise as desired with notches on vertical parts of the desk frame and the guiding means form guides for the foot board along the vertical parts of the table frame. On at least one of the vertical parts of the table frame is preferably arranged a series of symbols with one symbol at each of the notches.

The invention will now be further described by way of a preferred, but non-limiting example of an embodiment thereof, with reference to the drawings, in which:—

Figure 1 shows a desk according to the invention,

Figure 2 illustrates how the desk can be adjusted,

Figure 3 illustrated the adjustment of the desk foot-board,

Figure 4 is a detail from figure 3,

Figure 5 shows the desk according to the invention, used by a child,

Figure 6 shows the situation illustrated in figure 5, seen from the rear,

Figure 7 shows the desk used by an adult, and

Figure 8 shows the situation illustrated in figure 7, seen from the rear.

Figure 1 shows a desk according to the invention, consisting of a table-top 1, the underside of which is provided with a sliding

means 2 which can slide relative to upper horizontal parts of the table frame member 14. The desk frame has base frame members 11, 12 and a rear frame member 6 to which by means of fastening means 4 is fixed a backrest 3. A desk seat 5 is fixed to an underlying preferably triangular seat frame 7 and one side of this frame is connected to a sliding member 8, e.g. in the form of a sleeve which can slide along an inclined tube or rod 9. The tube 9 extends between the right-hand rear frame member 6 and a vertical table frame member 13 arranged at the rear edge of the table. As shown in figure 1 the tube extends slantwise forward and downward. Parallel with the tube 9 and below this is similarly arranged a tube or rod 10 provided on its side nearest frame 7 with slots (not shown) which can engage with a connecting means in the form of e.g. a projection 19, welded in position, on the seat frame 7. Corresponding with the mentioned apertures in tube 10, letters 22, for example, are marked in sequence so that when the seat frame 7 is turned out of engagement with tube 10, see figure 2, in the direction of arrow I, the seat frame can slide along the tube 9 and then upon lowering the seat down the projection 19 will engage with a different slot in the tube 10 in accordance with the required seating height.

The desk according to the invention moreover comprises a footboard 15 which is adjustable for height. The footboard frame 16 has a part generally of inverted U-shape provided at its lower end with guiding means 20 which grip around the vertical members 13 and 14 of the table frame on the right-hand side of the desk. The footboard is held at the required height by means of the hook means 18 which engage with notches or indentations 17 in the vertical members 13 and 14 of the table frame on the right-hand side of the desk, as shown in figures 1 and 2. The said slots in the tube 10 can be of a type corresponding to the notches or the like 17 in figure 4. A digit 21 can be arranged opposite each notch or the like in a similar manner to that described for tube 10. When the footboard is to be raised or lowered the frame 16 is pulled as shown in figure 3 in the direction of arrow II'. At the same time a movement in the direction of one of the arrows II is effected as shown in figure 2. When the required footboard height is attained the hook means 18 is again allowed to fall into the said notches or similar means 17.

As indicated in figure 2 the table-top can be pushed to and fro longitudinally. When the pupil sits down at the desk after effecting the necessary height adjustments of seat and footboard the table-top is pushed forward to afford sufficient space to sit down. When the pupil has sat down on the seat 5 the table-top can be pulled towards the pupil, to the desired position. If desired the sliding means 2 can be provided with locking devices, for example of the type shown in figure 4 or similar in order to

maintain the table-top in the desired position.

As shown in figures 5 and 6 the seat may be set for example in position A and the footboard in position 1. Thus the pupil knows that when he visits a classroom in which his desk is not in accordance with his seating position he can easily adjust the desk to the correct position, which can be determined annually or semi-annually for each pupil, for example in collaboration with the school's health personnel. It will be noted from figures 5 and 6 that the pupil achieves the correct seat height and that the depth of the seat is correct. Similarly the back is well supported with the backrest at the correct height. In figures 7 and 8 the desk is occupied by an adult and in this case the seat is located in its lowest position, symbolized for example by the letter P (not shown). The footboard is also shown in its lowest position, e.g. position 11, 12. In this case too the backrest 3 will provide good support for the back, at the correct height, and the increased seat depth affords good seating.

It is evident from figure 1 that the desk is designed with its left-hand side open, and thus a rear table frame member 13 is lacking on the left-hand side of the desk. This design is intended to allow for easy entry to and exit from the desk and so that the pupil can also rise and stand erect on the footboard when the table-top is pushed forward.

As indicated in figure 2 the seat is adjusted by pulling it a few centimetres upwards whereupon the seat frame 7 disengages from the notches or slots in tube 10. The said notches or slots in tube 10 may for example be stamped out. As previously mentioned, the footboard is adjusted by pulling the generally inverted U-shape of the footboard frame 16 from the outside whereby the hook means 18 are pulled out of the stamped-out slots or notches 17 on the outsides of the table legs. If the stirrup is released the hooks 18 will enter the nearest holes in the legs. The guiding means 20 are welded to the footboard frame so that the footboard cannot possibly stand slantwise or get stuck.

The advantages offered by the described desk are that the seat and the footboard are adjustable by means arranged on one side of the desk frame, said means not requiring any tools for the adjustment and thus enabling swift and individual adjustments of the desk to suit the proper sitting position of the desk occupant. Means are provided to let each chair occupant have assigned "code" values for the height/depth of the seat and the height of footboard, respectively.

The table-top is at a fixed level, but is adjustable in the horizontal plane, thus providing equal levels of table-tops in a lecture room and easing entering and leaving of the desks, while through the said adjustability of the seat and footboard providing the physically correct sitting position for the desk occupant.

The maintenance is simple and there are no parts of the desk which can be easily removed or damaged.

5 Claims

1. A school desk, work desk or the like desk, which is provided with a back rest (3), a seat (5), a table top (1) and a footboard (15) connected by a common desk frame (11, 12, 13, 14) and in which the seat (5) and the foot board (15) are adjustable in position, characterized in that: the seat (5) is adjustable step-wise for height and depth by adjustment means (8, 9, 10, 19) at one side of the desk, the seat being attached to a slide member (8) arranged to slide along a forwardly-downwardly inclined guide (9) fixed to the desk frame at the said one side of the desk (5) and below and parallel to the guide (9) there being fixed to the desk frame a positioning member (10) having stepped positions with which engagement means (19) fixed to the seat (5) can selectively engage; the table top (1) is horizontally displaceable relative to the desk frame; and the foot board (15) is adjustable stepwise for height, there being engagement means (18, 20) fixed to the foot board (15) and selectively engageable with stepped positions on the desk frame at a side of the desk.

2. A desk according to Claim 1, characterised in that the engagement means (19) fixed to the seat comprises a welded-on projection, and the stepped positions of the positioning member (10) comprise recesses with which the projection can engage.

3. A desk according to Claim 1 or 2, characterised in that the positioning member (10) is provided with a series (22) of symbols, with one symbol at each recess.

4. A desk according to any preceding claim, characterised in that the seat (5) has a frame (7) of generally triangular shape extending generally at right angles from the inclined guide (9) and being fixed to the slide member (8).

5. A desk according to Claim 4, characterised in that the slide member (8) is a sleeve.

6. A desk according to any preceding claim, characterised in that the depth of the seat (5) is adjusted solely by movement of the seat (5), the back rest (3) for the seat (5) being fixed to the rear part (6) of the desk frame.

7. A desk according to any preceding claim, characterised in that the table top (1) has sliding means (2) for horizontal sliding of the table top relative to the table frame member (14) of the desk frame.

8. A desk according to Claim 7, characterised in that the sliding means (2) has means for optional locking of the table top (1) relative to the table frame member (14).

9. A desk according to any preceding claim, characterised in that the foot board (15) has a foot board frame (16) with a part generally of inverted U-shape extending upward from the foot board (15), the vertical branches of the

stirrup-shaped part having hook means (18) towards the top and guiding means (20) towards the bottom, the hook means (18) being intended to engage stepwise as desired with notches (17) on vertical parts of the desk frame (13, 14) and the guiding means (20) forming guides for the foot board (16) along the vertical parts of the table frame.

10. A desk according to claim 9, characterised in that on at least one of the vertical parts of the table frame is arranged a series (21) of symbols with one symbol at each of the notches (17).

Revendications

1. Un bureau d'écolier, table de travail ou pupitre similaire qui comporte un dossier (3), un siège (5), un plateau de table (1) et un repose-pieds (15) réunis par un bâti de pupitre commun (11, 12, 13, 14) et dans lequel le siège 5 et le repose-pieds (15) sont réglables en position, caractérisé en ce que le siège (5) est réglable par paliers en hauteur et profondeur par des moyens de réglage (8, 9, 10, 19) sur un côté de pupitre, le siège étant fixé sur un élément coulissant (8) le long d'un guide (9) incliné vers l'avant et vers le bas, fixé sur le bâti du siège sur ledit côté du pupitre, un élément de positionnement (10) comportant des parties en gradins avec lesquelles peut coopérer sélectivement un moyen d'engagement (19) fixé sur le siège (5), étant fixé sur le bâti du siège en dessous et parallèlement au guide 9, le plateau de table (1) est déplaçable horizontalement par rapport au bâti du pupitre et le repose-pieds (15) est réglable en hauteur par paliers, des moyens d'engagement (18, 20) fixés sur le repose-pieds (15) étant prévus lesquels sont engageables sélectivement avec les positions en gradin sur le bâti du pupitre sur un côté du pupitre.

2. Un pupitre selon la revendication 1, caractérisé en ce que les moyens d'engagement (19) fixés sur le siège sont constitués par une saillie rapportée par soudure et les positions étiquetées de l'élément de positionnement (10) sont constituées par des cavités dans lesquelles peut s'engager la saillie.

3. Un pupitre selon l'une quelconque des revendications 1 et 2, caractérisé en ce que l'élément de positionnement (10) est muni d'une série de symboles (22), un symbole correspondant à chaque cavité.

4. Un pupitre selon l'une quelconque des revendications 1 à 3, caractérisé en ce que le siège (5) comporte un bâti (7) de forme sensiblement triangulaire s'étendant sensiblement perpendiculairement à partir du guide incliné (9) lequel est fixé sur l'élément coulissant (8).

5. Un pupitre selon la revendication 4, caractérisé en ce que l'élément coulissant (8) est un manchon.

6. Un pupitre selon l'une quelconque des revendications précédentes, caractérisé en ce

que la profondeur du siège (5) est réglée uniquement par le déplacement du siège (5), le dossier (3) du siège (5) étant fixé sur la partie arrière (6) du bâti du pupitre.

7. Un pupitre selon l'une quelconque des revendications précédentes caractérisé en ce que le plateau de table (1) comporte des moyens de coulissement (2) permettant un coulissement horizontal du plateau de la table par rapport à l'élément de bâti de table (14) du bâti de pupitre.

8. Un pupitre selon la revendication 7, caractérisé en ce que les moyens de coulissement (2) comportent des moyens pour un blocage éventuel du plateau de table (1) par rapport à l'élément de bâti de table (14).

9. Un pupitre selon l'une quelconque des revendications précédentes, caractérise en ce que le repose-pieds (15) comporte un cadre de repose-pieds (16) avec une partie généralement en forme de U inversé s'étendant vers le haut à partir du repose-pieds (15), les branches verticales de la partie en U inversé comportant des moyens d'accrochage (18) vers le sommet et des moyens de guidage (20) vers le fond, les moyens d'accrochage (18) étant destinés à engager à volanté par paliers les crans (17) sur les parties verticales du bâti de pupitre (13—14) et les moyens de guidage (20) formant des guides pour le repose-pieds (16) le long des parties verticales du bâti de la table.

10. Un pupitre selon la revendication 9, caractérisé en ce que sur au moins une des parties verticales du bâti de table, est disposée une série de symboles (21) avec un symbole pour chacun des crans (17).

Patentansprüche

1. Schulbank-Arbeitstisch oder dergleichen Tisch, welcher mit einer Rückenlehne (3), einem Sitz (5), einer Tischplatte (1) und einer Fußtafel (15) versehen ist, welche Teile durch einen üblichen Tischrahmen (11, 12, 13, 14) verbunden sind, wobei der Sitz (5) und die Fußtafel (15) hinsichtlich ihrer Lage einstellbar sind, dadurch gekennzeichnet, daß der Sitz (5) durch an einer Seite der Bank befindliche Einstellmittel (8, 9, 10, 19) für die Höhe und Tiefe stufenweise einstellbar ist, wobei der Sitz an einem Gleitglied (8) angebracht ist, welches so angeordnet ist, daß es entlang einer nach vorne und nach unten geneigten Führung (9) verschiebbar ist, welche Führung (9) an der genannten einen Seite der Bank (5) des Tischrahmens befestigt ist und wobei unterhalb und parallel zur Führung (9) am Tischrahmen ein Positionierungsglied (10) mit abgestuften Positionen befestigt ist, welche abgestuften Positionen mit am Sitz (5) befestigten Eingriffsmitteln (19) selektiv in Eingriff bringbar sind, daß die Tischplatte (1) relativ zum Tischrahmen horizontal verschiebbar ist und daß die Fußtafel (15) stufenweise für die Höhe einstellbar ist, wobei an der Fußtafel (15) befestigte Eingriffs-

mittel (18, 20) selektiv mit den abgestuften Positionen am Tischrahmen auf einer Seite der Bank in Eingriff bringbar sind.

2. Bank nach Anspruch 1, dadurch gekennzeichnet, daß die am Sitz befestigten Eingriffsmittel (19) einen angeschweißten Vorsprung umfassen und daß die abgestuften Positionen des Positionsgliedes (10) Ausnehmungen umfassen, welche mit dem Vorsprung in Eingriff bringbar sind.

3. Bank nach Anspruch 1 oder 2, dadurch gekennzeichnet, daß das Positionierglied (10) mit einer Reihe (22) von Symbolen versehen ist, wobei ein Symbol jeweils einer Ausnehmung entspricht.

4. Bank nach einem der vorhergehenden Ansprüche, dadurch gekennzeichnet, daß der Sitz (5) einen im wesentlichen dreieckförmigen Rahmen (7) hat, welcher im wesentlichen im rechten Winkel zur geneigten Führung (9) verläuft und am Gleitglied (8) befestigt ist.

5. Bank nach Anspruch 4, dadurch gekennzeichnet, daß das Gleitglied (8) eine Hülse ist.

6. Bank nach einem vorhergehenden Ansprüche, dadurch gekennzeichnet, daß die Tiefe des Sitzes (5) nur durch Bewegung des Sitzes (5) eingestellt ist und daß die Rückenlehne (3) des Sitzes (5) am hinteren Teil (6) des Tischrahmens befestigt ist.

7. Bank nach einem der vorhergehenden Ansprüche, dadurch gekennzeichnet, daß die

Tischplatte (1) ein Gleitmittel (2) zum horizontalen Verschieben der Tischplatte relativ zum Tischrahmenteil (14) des Tischrahmens aufweist.

8. Bank nach Anspruch 7, dadurch gekennzeichnet, daß die Gleitmittel (2) mit weiteren Mitteln zum möglichen Verriegeln der Tischplatte (1) relativ zum Tischrahmenteil (14) versehen sind.

9. Bank nach einem der vorhergehenden Ansprüche, dadurch gekennzeichnet, daß die Fußtafel (15) einen mit einem im wesentlichen die Form eines umgekehrten U-aufweisenden Teil versehenen Fußtafelrahmen (16) umfaßt, welches Teil an der Fußtafel (15) nach oben vorsetzt und dessen vertikale Schenkel zum oberen Ende zu hakenartige Mittel (18) und zum unteren Ende zu Führungsmittel (20) aufweist, daß die hakenartigen Mittel (18) dazu bestimmt sind, je nach Wunsch stufenweise mit Kerben (17) an vertikalen Teilen des Tischrahmens (13, 14) in Eingriff zu gelangen und daß die Führungsmittel (20) für die Fußtafel (16) entlang den vertikalen Teilen des Tischrahmens Führungen bilden.

10. Bank nach Anspruch 9, dadurch gekennzeichnet, daß an zumindest einem der vertikalen Teile des Tischrahmens eine Reihe (21) von Symbolen angeordnet sind, von denen jedes einer Kerbe (17) zugeordnet ist.

35

40

45

50

55

60

65

7

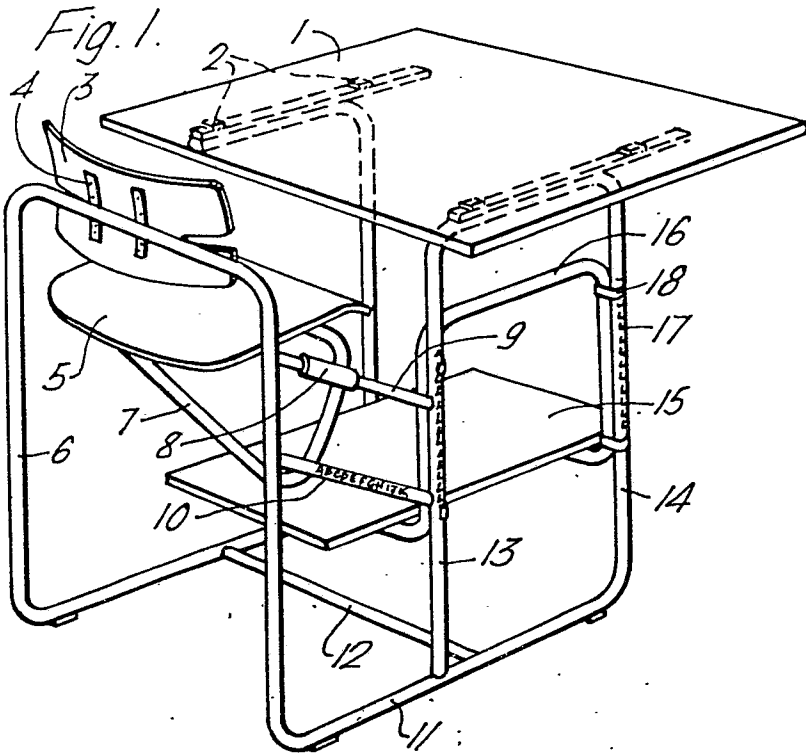


Fig. 2.

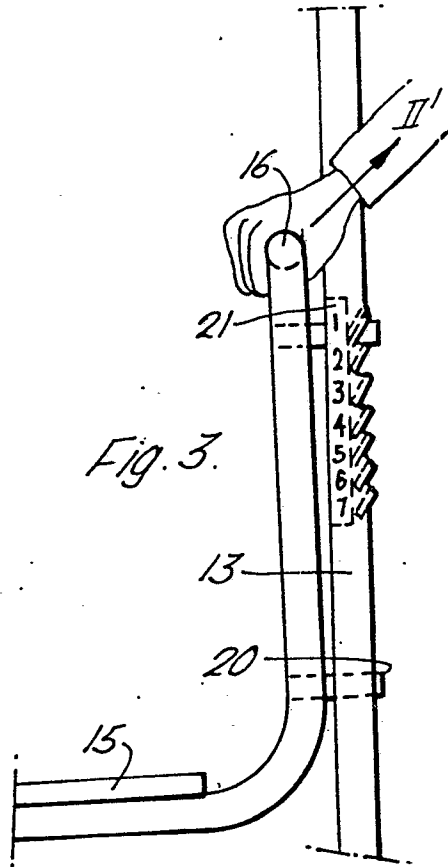
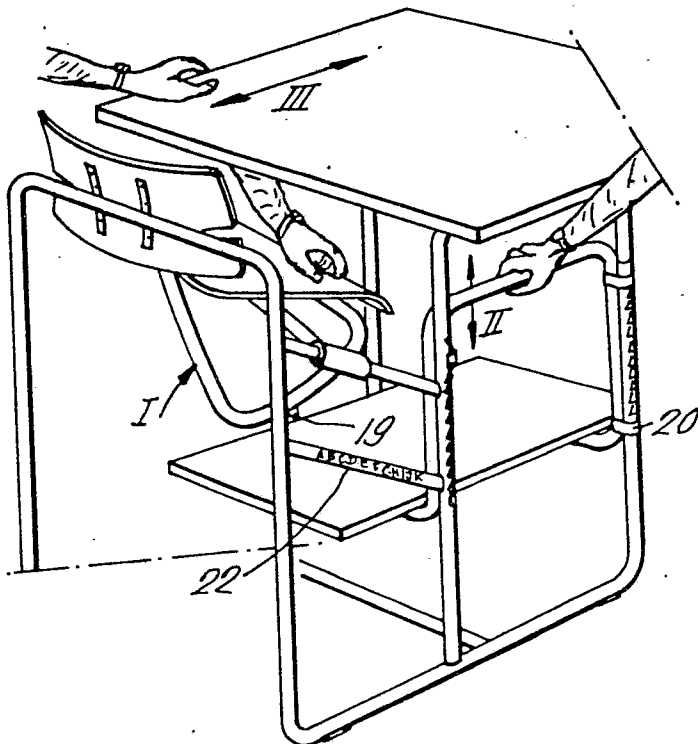


Fig. 4.

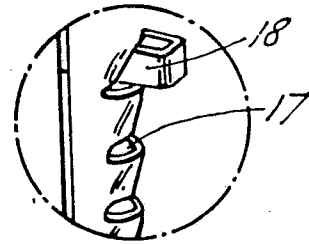


Fig. 5.

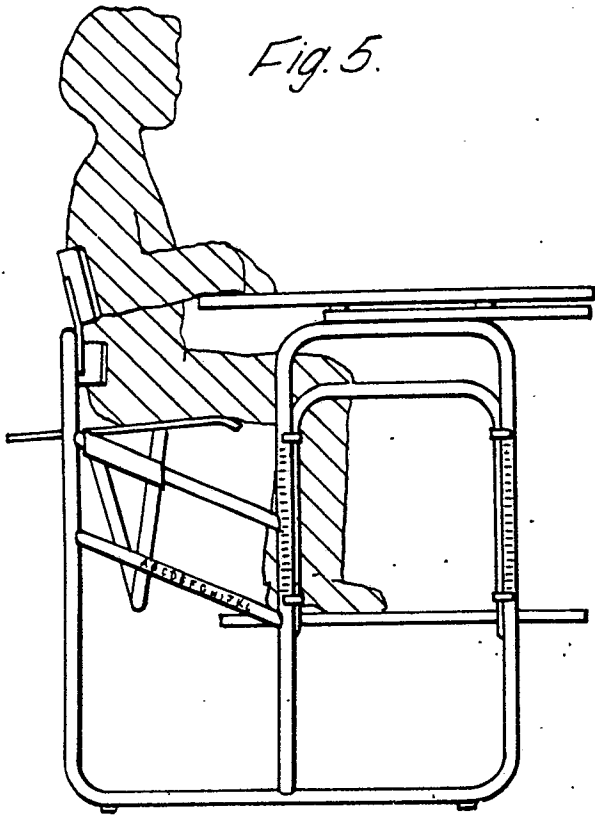


Fig. 6.

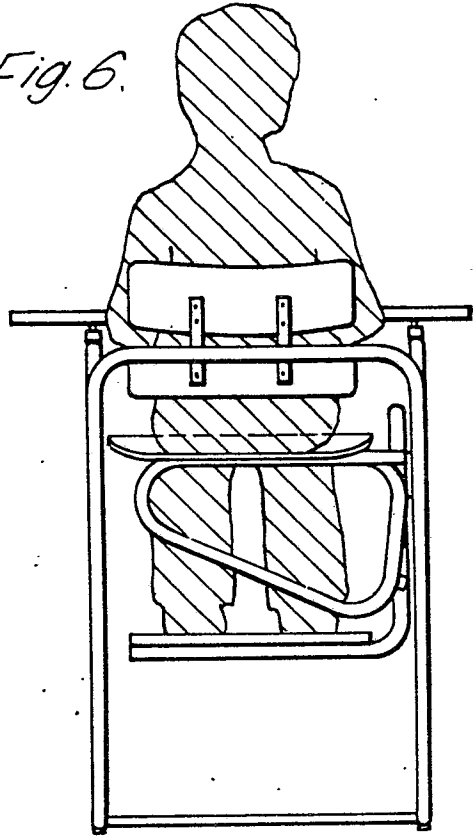


Fig. 7.

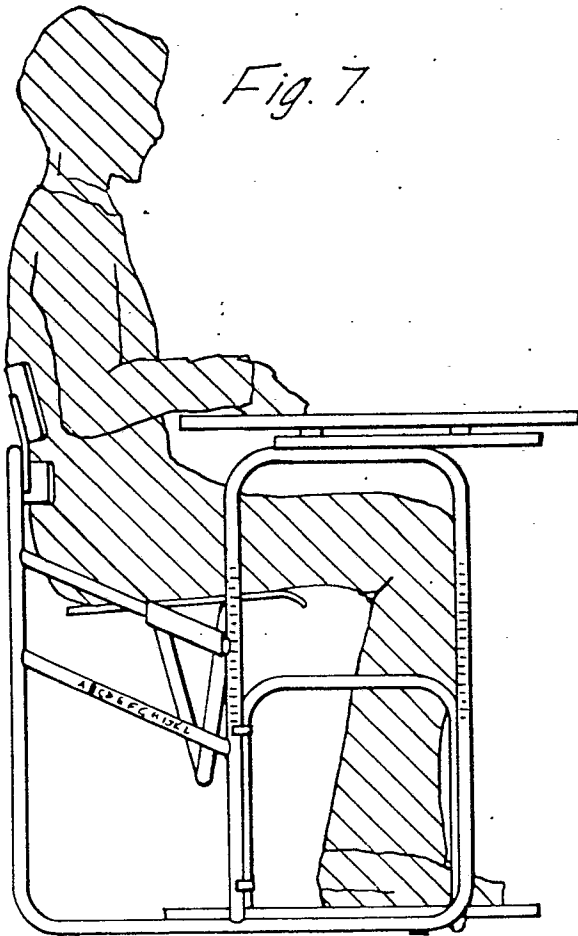


Fig. 8.

