

(19)



Europäisches Patentamt  
European Patent Office  
Office européen des brevets

(11) Publication number:

**0 062 746**  
**A1**

(12)

# EUROPEAN PATENT APPLICATION

(21) Application number: 82101274.7

(51) Int. Cl.<sup>3</sup>: **A 45 D 31/00**  
**A 45 D 29/00, A 44 C 25/00**

(22) Date of filing: 19.02.82

(30) Priority: 10.04.81 JP 51503/81 U

(43) Date of publication of application:  
20.10.82 Bulletin 82/42

(84) Designated Contracting States:  
AT CH DE FR GB IT LI

(71) Applicant: **ATELIER PRIPA COMPANY LIMITED**  
No. 9-20, 2-chome, Tomigaya  
Shibuya-ku, Tokyo(JP)

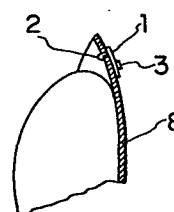
(72) Inventor: **Numata, Masami**  
No. 15-13, 1-chome Kamiikedai  
Ohta-ku Tokyo(JP)

(74) Representative: **Klingseisen, Franz, Dipl.-Ing. et al,**  
**Dr. F. Zumstein sen. Dr. E. Assmann Dr. R.**  
**Koenigsberger Dr. F. Zumstein jun. Dipl.-Ing. F.**  
**Klingseisen Bräuhausstrasse 4**  
**D-8000 München 2(DE)**

(54) **Fingernail accessory.**

(57) An accessory to be attached to fingernails comprises an ornament plate (1) having fashionability and a fitting bar (2) secured on the rear side of the plate. The fitting bar has a means (4-7) to prevent slipping out from the fingernails.

## FIG. 4



**EP 0 062 746 A1**

## FINGERNAIL ACCESSORY

## BACKGROUND OF THE INVENTION

This invention is concerned with accessory puttin on fingernails growing long.

## DESCRIPTION OF THE PRIOR ART

Dressing-up is demands of all the women, and they enjoy adornments around themselves on any parts with various kinds of accessories. Paying attention to the adornment on finger tips, accessories suitable to the fingernails are found little other than painting manicure.

## SUMMARY OF THE INVENTION

The present invention is to offer fingernail accessories for enjoying adornments.

The invention is to offer fingernail accessories not easily slipping out..

Other and further objects, features and advantages of the invention will appear more fully from the following description.

## BRIEF DESCRIPTION OF THE DRAWING

Fig. 1 is a front view of one embodiment according to the invention,

Fig. 2 is a side view of the above,

Fig. 3 is a front view showing attachment on the nail tip,

Fig. 4 is a vertical cross sectional view of the above,

Fig. 5 is a side view of the other embodiment according to the invention, and

Fig. 6 is a further embodiment according to the invention.

#### DETAILED DESCRIPTION OF THE INVENTION

The present invention is fingernail accessory comprising a fitting bar 2 fixed to an ornament plate 1 on its rear side and a means for preventing the bar 2 from slipping off. The plate 1 is made of metal, plastics, glass or wood, and shaped into heart, stars or other pretty forms, and if required, it is enriched in fashionability with patterns, colours and others. The plate 1 may be thin or thick, and arranged with jewels on the surface. The fitting bar 2 is integrally formed on the rear side of the plate 1 at appropriate portion, or an independent bar is secured on it. There may be assumed various types of means for preventing the bar 2 from slipping off from the nails.

#### FIRST EMBODIMENT (Figs.1 to 4)

The fitting bar 2 is so shaped that it is thin in diameter at its end portion and becomes thicker toward a root, having a step 4. For fitting, the fingernail growing long is made a hole of the same diameter as that of the fitting bar 2 in size, into which the bar 2 is fitted. Once the step 4 passes the hole, the bar 2 is not slipped out. But it is pushed at its end by force, and it will come out. The hole is made with a mini-drill by rotating with the finger tips (mini-drill on market will do).

#### SECOND EMBODIMENT (Fig. 5)

The fitting bar 2 is defined with a screw for a female screw 5. This is the easiest and most exact way.

## THIRD EMBODIMENT (Fig. 6)

The fitting bar 2 is defined with a neck 6 on which a fitting member 7 is fitted from the inside of the nail 8. The member 7 may be ring shaped.

As mentioned above, the present invention has the most simple structure which may be put on the nails, particularly the hand fingernails. Every body will enjoy finery on the nail tips which have never appear up to now, and it does not slip out in the normal using manner.

## WHAT IS CLAIMED IS:

1. Fingernail accessory, having a fitting bar on a rear side of an ornament plate and a slip prevention member.
2. Fingernail accessory as claimed in Claim 1, arranging jewels on the surface of the ornament plate.
3. Fingernail accessory as claimed in Claim 1 or 2, making the fitting bar thin in diameter at its end and having a step at its center.
4. Fingernail accessory as claimed in Claim 1 or 2, defining a screw on the fitting bar for securing it with a female screw.
5. Fingernail accessory as claimed in Claim 1 or 2, defining a neck on the fitting bar on which a fitting member is to be fitted for securing the fitting bar.

1/1

FIG. 1

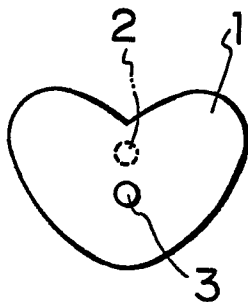


FIG. 2

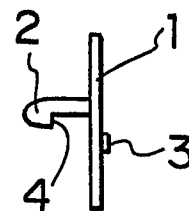


FIG. 3

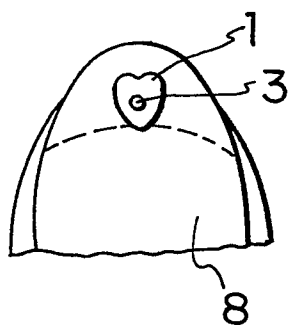


FIG. 4

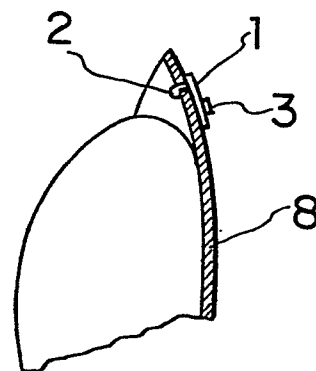


FIG. 5

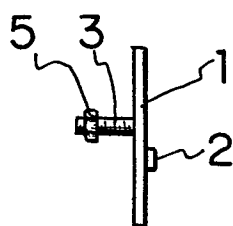
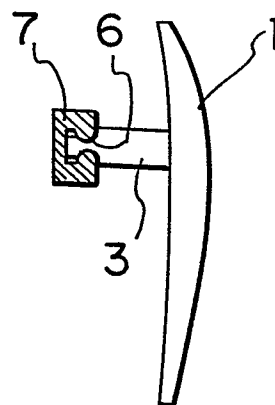


FIG. 6





European Patent  
Office

# EUROPEAN SEARCH REPORT

0062746

Application number

EP 82 10 1274

DOCUMENTS CONSIDERED TO BE RELEVANT			
Category	Citation of document with indication, where appropriate, of relevant passages	Relevant to claim	CLASSIFICATION OF THE APPLICATION (Int. Cl. <sup>3</sup> )
X	DE-A-2 719 378 (MICHELS)  *Page 4, line 8 - page 5, line 16; figures 1-3*	1, 2, 4, 5	A 45 D 31/00 A 45 D 29/00 A 44 C 25/00
A	BE-A- 419 415 (SINAY) *Page 2, lines 5-27; figure 1*	1, 2, 4	
A	US-A-2 013 290 (ROHRBACH) *Figures 1-6*	2	
A	FR-A-1 067 070 (LEOSTIC)  -----		
			TECHNICAL FIELDS SEARCHED (Int. Cl. <sup>3</sup> )
			A 45 D A 44 C
The present search report has been drawn up for all claims			
Place of search THE HAGUE		Date of completion of the search 19-07-1982	Examiner SIGWALT C.
CATEGORY OF CITED DOCUMENTS			
X : particularly relevant if taken alone Y : particularly relevant if combined with another document of the same category A : technological background O : non-written disclosure P : intermediate document		T : theory or principle underlying the invention E : earlier patent document, but published on, or after the filing date D : document cited in the application L : document cited for other reasons  & : member of the same patent family, corresponding document	