



Europäisches Patentamt
European Patent Office
Office européen des brevets

(11) Publication number:

**0 093 605
A3**

(12)

EUROPEAN PATENT APPLICATION

(21) Application number: 83302467.2

(51) Int. Cl.³: B 60 R 21/10

(22) Date of filing: 29.04.83

(30) Priority: 04.05.82 AU 3848/82
09.12.82 AU 7203/82

(43) Date of publication of application:
09.11.83 Bulletin 83/45

(88) Date of deferred publication of search report: 28.03.84

(64) Designated Contracting States:
BE CH DE FR GB IT LI NL SE

(71) Applicant: REPCO LIMITED
630, St. Kilda Road
Melbourne Victoria 3004(AU)

(72) Inventor: Kilpatrick, Ewen Phillip
85 Brougham Street
Eftam Victoria 3095(AU)

(74) Representative: Moss, Bernard Joseph et al,
D.Young & Co. 10 Staple Inn
London, WC1V 7RD(GB)

(54) Emergency locking reels for belts.

(57) A reel of the kind having a frame (1) which is securable to a support, a spool (3) rotatably mounted on that frame (1), and locking means operable to prevent rotation of that spool in a belt unwinding direction. The locking means comprises a toothed ring (19) secured to the frame (1) and a pawl (20) rotatable with the spool (3) and movable relative thereto to engage the ring (19). According to the invention, an inertia plate (64) is provided separate from the pawl (20) and is mounted on the spool spindle (8) for limited relative rotation therewith and carries a detent (66) which responds to relative rotation between the wheel (29) and inertia plate (64) to stop rotation of the wheel (29) and thereby cause the pawl (20) to engage the ring (19). A spring (74) resists that relative rotation between the wheel (29) and inertia plate (64). The housing (5) for the locking means (19, 20) is symmetrical about a plan (63) which contains the spindle axis (25) and a sensor (49) responsive to vehicle deceleration is also located on that plane (63). The sensor (49) is securable to the housing (5) in any of a plurality of positions without disturbing the aforementioned symmetry. Furthermore, each tooth (22) of the locking ring (19) is symmetrical about a plane (24) containing the spindle axis (25). An end plate (17) of the housing (5) has, as integral parts, a bearing (14) for the spindle (8) and locating means (61, 56) for the locking ring (19) and sensor (49) respectively, thereby simplifying assem-

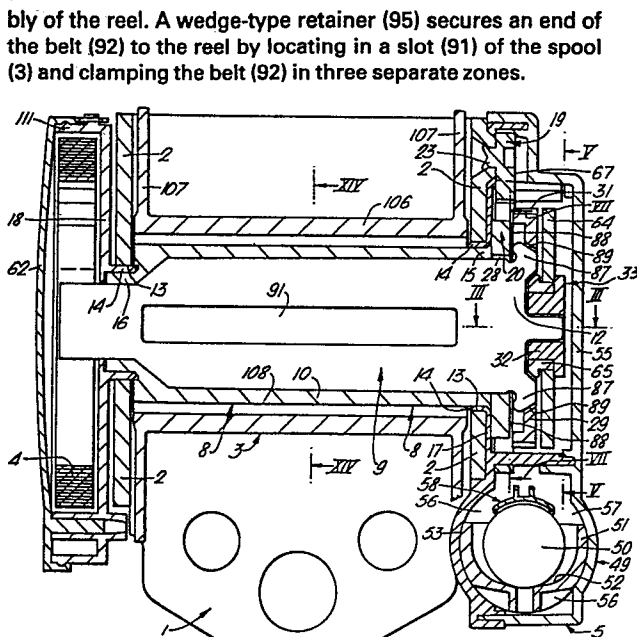


Fig. 2

./...

EP 0 093 605 A3

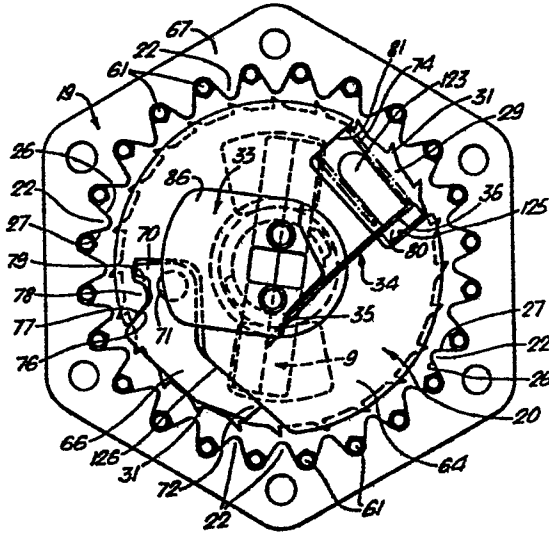


Fig. 5.

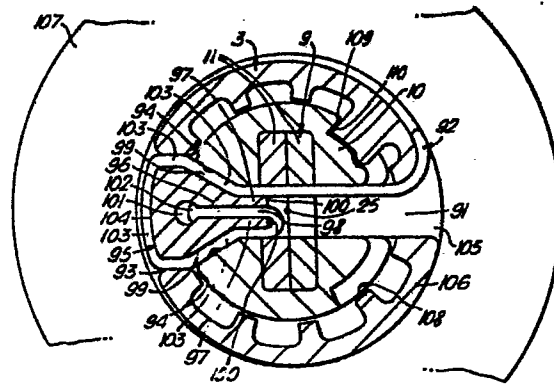


Fig. 14.



DOCUMENTS CONSIDERED TO BE RELEVANT			
Category	Citation of document with indication, where appropriate, of relevant passages	Relevant to claim	CLASSIFICATION OF THE APPLICATION (Int. Cl. ³)
X	DE-A-2 817 214 (AUTOFLUG) * the whole document *	1-7,10	B 60 R 21/10
Y	FR-A-2 426 475 (ALLIED CHEMICAL CORP.) * the whole document *	1-6,18,19	
Y	US-A-4 300 733 (NSK-WARNER) * the whole document *	1	
Y	FR-A-2 428 606 (REPA)	1,2,14	
P,Y	GB-A-2 090 119 (AUTOFLUG) * the whole document *	1	
			TECHNICAL FIELDS SEARCHED (Int. Cl. ³)
			B 60 R A 62 B
The present search report has been drawn up for all claims			
Place of search THE HAGUE		Date of completion of the search 07-12-1983	Examiner HEROUAN E.
<p>CATEGORY OF CITED DOCUMENTS</p> <p>X : particularly relevant if taken alone Y : particularly relevant if combined with another document of the same category A : technological background O : non-written disclosure P : intermediate document</p> <p>T : theory or principle underlying the invention E : earlier patent document, but published on, or after the filing date D : document cited in the application L : document cited for other reasons</p> <p>& : member of the same patent family, corresponding document</p>			