

(12) **EUROPEAN PATENT APPLICATION**

(21) Application number: 83304866.3

(51) Int. Cl.³: **E 01 F 9/01**
E 04 H 12/22

(22) Date of filing: 23.08.83

(30) Priority: 24.08.82 NZ 201689

(43) Date of publication of application:
14.03.84 Bulletin 84/11

(84) Designated Contracting States:
AT BE CH DE FR GB IT LI NL SE

(71) Applicant: **REPCO ENGINEERING (NZ) LIMITED**
Jellicoe Road
Panmure Auckland(NZ)

(72) Inventor: **Davidson, Murray John**
37 Allum Street
St. Heliers Auckland(NZ)

(72) Inventor: **Chetland, John Eaton**
53 Beach Road
Howick Auckland(NZ)

(74) Representative: **Brown, John David et al,**
FORRESTER & BOEHMERT Widenmayerstrasse 4/1
D-8000 München 22(DE)

(54) Improvements in or relating to post mounts and/or methods of mounting posts.

(57) A post mount assembly (5, 30) is described for mounting a post (8, 41) on a mounting base (6, 30). The link is provided by a resilient connector (7, 31) which, when the post (8, 41) is subjected to a displacing force that would normally damage the post (8, 41), deforms to allow the post (8, 41) to fall clear of the base (6, 30). The connector (7, 31) thereafter recovers to allow the post (8, 41) to be remounted on the base (6, 30).

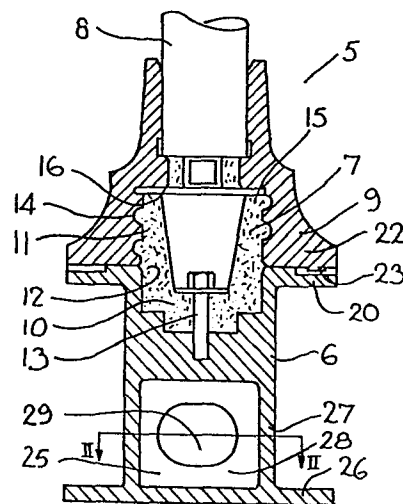


FIG. 1

- 1 -

Improvements in or relating to post mounts
and/or methods of mounting posts

This invention relates to post mounts and/or methods of mounting posts.

It is an object of the present invention to provide a connecting member for a post mount, a post mount assembly
5 and/or a method of mounting a post which will at least provide the public with a useful choice.

Accordingly in one aspect the invention consists in connecting means for placement between a post and a post mounting base, said connecting means being constructed and
10 arranged to, in use, hold said post in substantially fixed association with respect to said base but being elastically deformable to release said post from association with said base, thereafter recovering to allow re-association of said post with said base.

15 In a further aspect the invention consists in a post mounting assembly comprising a post mounting base; and a post mount connecting means for attachment between said base and one end of a post, said connecting means being constructed and arranged to hold said post in substantially
20 fixed association with said base but being elastically deformable to release said post from association with said base, thereafter recovering to allow re-association of said post with said base.

0102803

In still a further aspect the invention consists in a method of mounting a post, said method comprising the steps of fixing a post mounting base at the desired location of said post; and connecting a post to said base by means of post mount connecting means constructed and arranged to hold said post in substantially fixed association with respect to said base but being elastically deformable such that, when a displacing force is applied to said post said connecting means deforms to release said post from said base, the connecting means thereafter recovering to allow re-association of said post with said base.

To those skilled in the art to which the invention relates, many changes in construction and widely differing embodiments and applications of the invention will suggest themselves without departing from the scope of the invention as defined in the appended claims. The disclosures and the descriptions herein are purely illustrative and are not intended to be in any sense limiting.

The invention will now be described with reference to the accompanying drawings in which:

Figure 1 shows a cross sectional elevational view of one embodiment of post mounting assembly according to the invention;

Figure 2 shows a view along the line II-II in figure 1;

Figure 3 shows a plan view of the base included in the assembly shown in figure 1;

Figure 4 shows a section along line IV-IV in figure 3; and

Figure 5 shows a cross sectional elevational view of an alternative embodiment of post mounting assembly according to the invention.

Referring firstly to figures 1 to 5 of the drawings, a post mount assembly 5 is depicted comprising a post mount base 6, and post mount connecting means 7 for maintaining a

post 8 in fixed association with the base 6. In the embodiment depicted the post 8 is provided with end fitting 9 to receive connecting means 7.

5 According to the invention the post mount connecting means 7 is elastically deformable so that when so deformed the association between the post end fitting 9 and the base 6 is released but after recovery of the connecting means 7 the post end fitting 9 may be re-associated with the base 6.

10 As can be seen the post mount connecting means 7 is preferably in the form of a spigot having a base section 10 and an annular engagement section 11. The base section 10 is received in an annular socket 12 formed in the base 6 and, in the embodiment depicted, is affixed thereto by
15 means of a bolt or like fastener 13.

The outer periphery of the annular engagement section 11 is preferably provided with radially outwardly extending projections 14 which engage in corresponding recesses 15 provided on the inner surface of a further socket 16 formed
20 in the post end fitting 9. In the embodiment depicted in figure 1 the radial projections 14 are provided as the male part of a screw thread extending about the periphery of the section 11 of the connecting means 7 and the recesses 15 provided in the post end fitting are provided as the
25 corresponding female section of the thread. Thus post 8 with attached end fitting 9 is simply screwed onto the connecting means 7.

The post mount connecting means 7 is preferably formed from a resilient plastics, rubber or composite
30 plastic/rubber material and the profile of the thread forming the screw fitting between the connecting means 7 and the post end fitting 9 is so configured as to avoid tearing or other fracture of the connecting means 7 when the same is elastically deformed to allow disassociation of
35 the post 8 from the base 6. We have found that a plastics material sold under the trade mark LURETHANE is a

0102803

particularly suitable material for the post mount connecting means 7.

5 The base member 6 is provided with an annular flange 20 which defines the upper surface thereof and surrounds socket section 12. The upper face of flange 20 is provided with a ramped teeth 21 (figures 3 and 4).

A flange 22 of similar dimensions defines the lower edge of post end member 9, flange 22 being provided with downward projection 23.

10 Thus when post 8 is engaged with connecting means 9, the downward projection 23 engages with teeth 21 to prevent reverse rotation between post end member 9 and base 6.

15 It will also be noted from figures 1 and 2 that base 6 has a substantially hollow lower section 25 which assists effective embedding of the base 6 in the ground. The lower section 25 is defined by a circular plate 26 formed integrally with or fixed to the lower end of spaced side plates 27. Flange 28 having a central aperture 29 therein links the plates 26, 27 and the lower end surface of that part of base 6 defining the socket 12 to strengthen the structure.

The post end fitting 9 is as shown preferably press fitted to post 8 but may be fitted in any suitable manner.

25 In use, the base 6 is permanently fixed in the desired location of the post, for example by embedding the base 6 in concrete. The base is preferably fixed in position so that the upper surface of flange 20 lies at or adjacent ground surface.

30 With the post mount connecting means 7 fixed to the base 6 by means of fastener 13, the post 8 with attached end fitting 9 is associated with the base 6 by screwing the fitting 9 to the engagement section 11 of the post mount connecting means 8. Once in position screw disengagement is prevented by downward projection 23 interlocking with teeth 21.

35 When a displacing force is applied to the post 8 which would, in normal circumstances, bend or otherwise damage

the post, the post mount connecting means 7 is constrained to elastically deform and thereby allow the fitting 9 to fall clear of the base 6. Thereafter the connecting means 7 elastically recovers to its original configuration allowing the post with attached end fitting 9 to be reconnected thereto.

One alternative embodiment of the invention is depicted in figure 5 which has a similar post mount base 30 but includes an alternative configuration of post mount connecting means indicated by reference numeral 31 and an alternative configuration of post end fitting indicated by reference numeral 32.

In this embodiment the post mount connecting means 31 once again includes a base section 33 which is retained in socket 34 in the base 30 by means of fastener 35 and the connecting means 31 further includes an annular engagement section 36 having a radial projection 37 about the periphery thereof. In this embodiment however a retaining plate 38 is provided in association with the post end fitting 32 and as can be seen the plate 38 provides a re-entrant lip 39 which, when the fitting 32 is in position on the base 30, is retained beneath the radial projection 37 on the connecting means 31. A plurality of set screws or like fasteners 40 fixes the plate 38 onto the lower end of the post end fitting 32.

On a displacing force being applied to post 41 retained in the end fitting 32, the projection 37 on the post mount connecting means 31 is elastically deformed or displaced which allows the end fitting 32 to fall clear of the base 30 prior to any substantial damage being inflicted on the post 41. The connecting means 31 then recovers to its original shape.

The plate 38 is preferably formed in a plurality of sections and to re-associate the end fitting 32 with the base 30 the sections forming the plate 38 are removed from the end fitting 32 and placed in position beneath the

radial projection 37 on the connecting means 31. The end fitting 32 is then re-attached to the plate by means of fasteners 40.

5 It will thus be appreciated that the present invention provides a simple yet effective means of mounting a post which, at least in the preferred embodiment described, has the following advantages.

1. When the posts are subjected to a displacing force which, under normal circumstances would damage the
10 post, the post merely disassociates itself from its base and can thereafter be simply fixed back into position.
2. The act of displacing the post from its mount does not damage any of the mounting components.
- 15 3. Because the linking member is resilient some minor displacement of the post can occur without damage or disassociation occurring.

The features disclosed in the foregoing description, in the following claims and/or in the accompanying drawings may, both separately and in any combination thereof, be material for realising the invention in diverse forms thereof.

Claims

1. Connecting means (7,31) for placement between a post (8,41) and a post mounting base (6,30) to hold said post and said base in fixed association, said connecting means (7,31) being characterised in that the same is elastically deformable to allow said post (8,41) to be released from association with said base (6,30), thereafter recovering to allow re-association of said post (8,41) with said base (6,30).
2. Connecting means (7,31) as claimed in claim 1 when constructed and arranged for fixing to said base (6,30) and being further constructed and arranged for releasable association with said post (8,41).
3. Connecting means (7,31) as claimed in claim 2 including a base section (10,33) for reception into a socket (12,34) attached to or included in said post (8,41) and an annular engagement section (11,36) having a deformable or displaceable radial projection (14,37) for engagement in a suitable recess (15,39) on the interior surface of said post (8,41).
4. Connecting means as claimed in claim 3 wherein said radial projection (15) comprises a male screw thread (15).
5. A post mounting assembly (5,30) comprising a post mounting base (6,30); and a post mount connecting means (7,31) for attachment between said base (6,30) and one end of a post (8,41) to hold said post (8,41) in substantially fixed association with said base (6,30) said assembly being characterised in that said post mount connecting means (7,31) is elastically deformable to allow the release of said post (8,41) from said base (6,30) and thereafter recover to allow re-association of said post (8,41) with said base (6,30).
6. An assembly as claimed in claim 5 further including a post end fitting (9,32) attachable to said one end of said

post (8,41), said post end fitting (9,32) being constructed and arranged to receive and engage said post mounting connecting means (7,31).

5 7. An assembly as claimed in claim 6 wherein said connecting means (7,31) includes a base section (10,33) fixed to said base (6,30) and an annular engagement section (11,36) receivable within a socket (16) provided in said post end fitting (9,32).

10 8. An assembly as claimed in claim 7 wherein said annular engagement section (11) and the interior surface of said socket (16) are provided with complimentary male (14) and female (15) sections of a screw thread.

15 9. An assembly as claimed in any one of claims 6 to 8 wherein said post end fitting (9) and said base (6) include surfaces (21,23) which mate when said post end fitting (9) is fully engaged with said connecting means (7), the mating surfaces including means (21,23) to prevent relative rotation between said post end fitting (9) and said base (6) which would disassociate said end fitting (9) from said
20 base (6).

10. A method of mounting a post (8,41), said method comprising the steps of fixing a post mounting base (6,30) at the desired location of said post (8,41), and connecting a post (8,41) to said base (6,30) by means of a post mount
25 connecting means (7,31) to hold said post (8,41) in substantially fixed association with respect to said base (6,30), said method being characterised in that said connectin means (7,31) is elastically deformable such that when a displacing force is applied to said post (8,41) said
30 connecting means (7,31) deforms to release said post (8,41) from said base (6,30), the connecting means (7,31) thereafter recovering to allow re-association of said post (8,41) with said base (6,30).

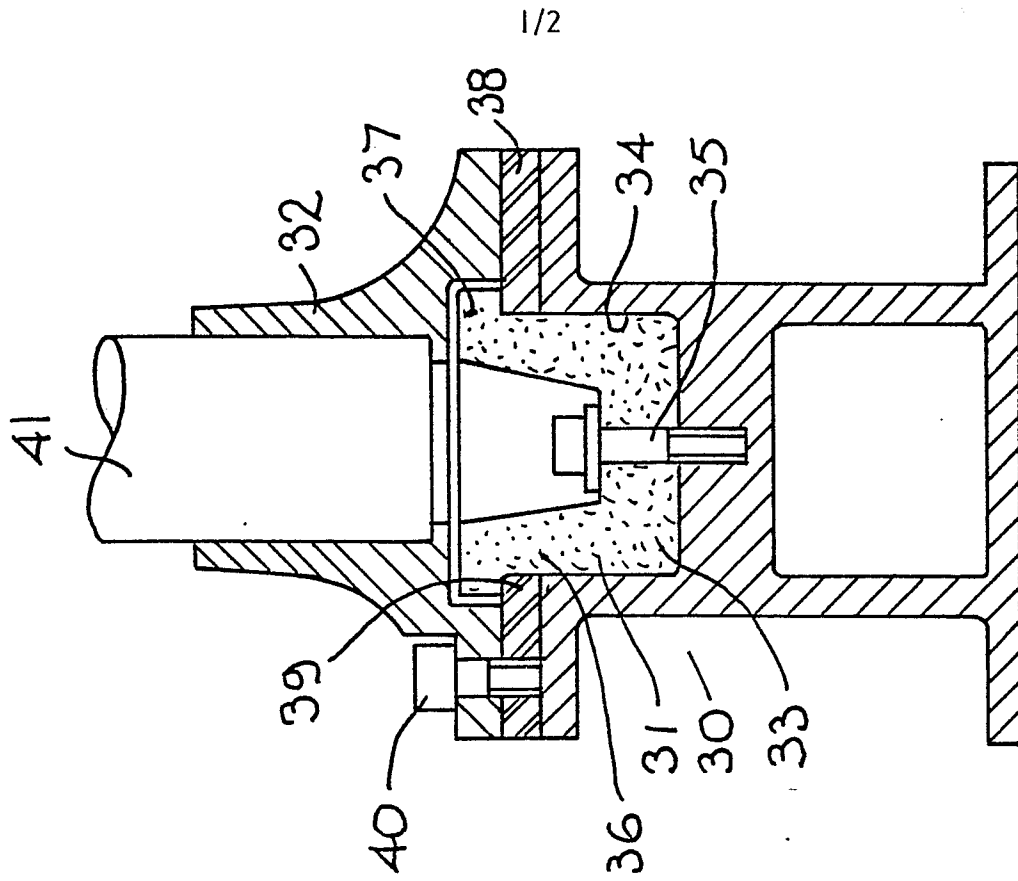


FIG. 5

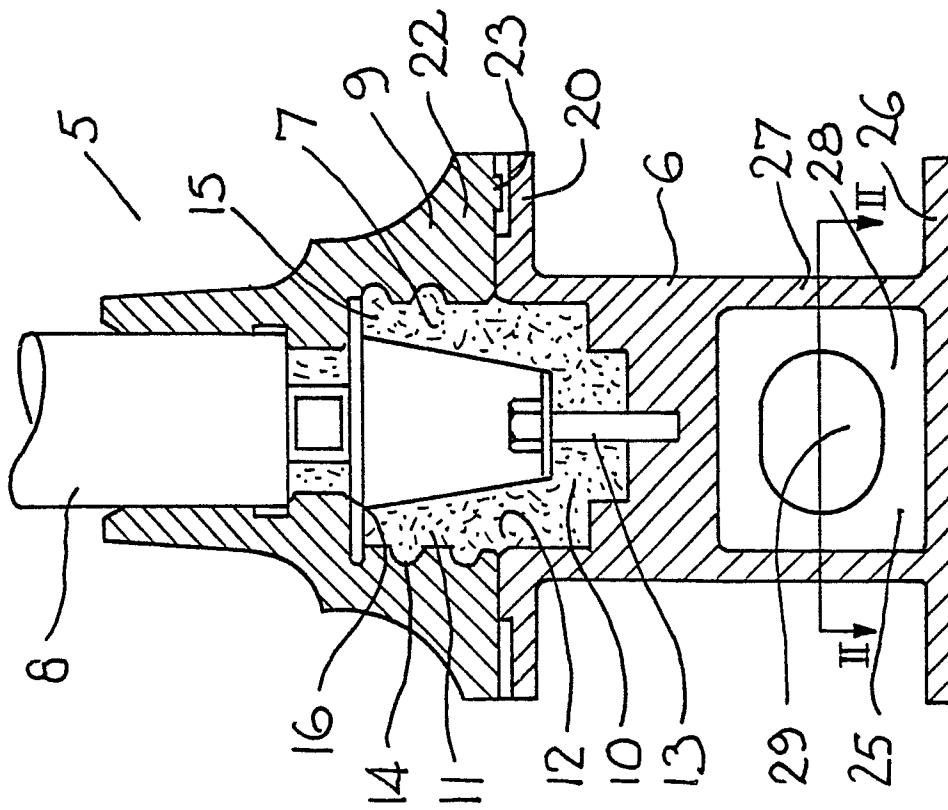


FIG. 1

