

⑬



Europäisches Patentamt
European Patent Office
Office européen des brevets

⑪

Publication number:

0 103 487
A2

⑫

EUROPEAN PATENT APPLICATION

⑳

Application number: 83305380.4

㉑

Int. Cl.³: **H 01 B 3/30**

㉒

Date of filing: 14.09.83

㉓

Priority: 15.09.82 US 418355

㉔

Applicant: **RAYCHEM CORPORATION, 300 Constitution Drive, Menlo Park California 94025 (US)**

㉕

Date of publication of application: 21.03.84
Bulletin 84/12

㉖

Inventor: **Tondré, Stephen Leroy, 33455 Caliban, Fremont California, 94536 (US)**
Inventor: **Lunk, Hans Edmund, 1145 Monte Rosa Drive, Menlo Park California, 94025 (US)**

㉗

Designated Contracting States: **AT BE CH DE FR IT LI NL SE**

㉘

Representative: **Dlugosz, Anthony Charles et al, Raychem Limited Patent and Legal Department Faraday Road Dorcan, Swindon Wiltshire, SN3 5HH (GB)**

㉙

Electrical insulation.

㉚

Electrical insulation comprises (1) an inner layer of a cross-linked polymer, e.g. an ethylene/tetrafluoroethylene copolymer, an ethylene/chlorotrifluoroethylene polymer or a vinylidene fluoride polymer, and (2) an outer layer of an aromatic polymer having a glass transition temperature of at least 100°C, e.g. a polyether ether ketone, a polyether ketone or a polyether sulfone. Such insulation combines excellent properties under normal service conditions with low smoke evolution on burning, and is therefore particularly useful for aircraft wire and cable.

EP 0 103 487 A2

This invention relates to insulation for electrical articles.

Electrical insulation must meet a variety of electrical and physical requirements under normal service conditions. In addition, for many purposes the insulation must meet test requirements which are intended to ensure that if the insulation is exposed to very high temperatures, e.g. in a fire, it will not evolve excessive amounts of toxic products or smoke. These requirements are particularly severe for electrical cable which is to be used in aircraft and similar equipment. The term "cable" is used herein to include a single electrically insulated elongate conductor often referred to in the art as "wire"), an article comprising a plurality of separate elongate conductors each of which is separately insulated, and an article comprising a plurality of elongate conductors which are physically joined together but electrically insulated from each other by insulating material, e.g. ribbon cable.

Fluorocarbon polymers, especially ethylene/tetrafluoroethylene (ETFE) copolymers such as Tefzel, are used extensively for electrical insulation, in particular for aircraft wire. Particularly when cross-linked, such polymers can exhibit an excellent combination of physical and electrical properties under normal service conditions. In this connection, reference may be made to U.S. Patents Nos. 3,580,829, 3,738,923, 3,763,222, 3,840,619, 3,894,118, 3,911,192, 3,947,525, 3,970,770, 3,985,716, 3,995,091, 4,031,167, 4,155,823, 4,121,001, and 4,176,027. Other polymers



which have been used for electrical insulation include other olefin polymers (both homopolymers and copolymers) and various high-melting aromatic polymers.

5 We have discovered that insulation which has improved properties and which can be efficiently manufactured comprises an inner layer of a cross-linked melt-extruded olefin polymer covered by a layer of a melt extruded aromatic polymer having a glass transition temperature of at least 100°C. Accordingly, the
10 present invention provides an insulated electrical article, especially an insulated electrical wire or cable comprising:

(a) a conductor;

(b) a melt-shaped, preferably melt-extruded,
15 inner insulating layer which preferably contacts the conductor and comprises a first organic polymer component which is a cross-linked olefin polymer, particularly an ETFE copolymer, and

(c) a melt-shaped, preferably melt-extruded,
20 outer insulating layer which contacts the inner insulating layer and which comprises a second organic polymer component which is a substantially linear aromatic polymer having a glass transition temperature of at least 100°C, preferably at least 130°C.

25 The olefin polymer forming the inner layer preferably has a tensile (Young's) modulus of at least 138 MPa (20,000 p.s.i.) especially at least 207 MPa (30,000



p.s.i.) and particularly at least 276 MPa (40,000 p.s.i.) in order to minimize wrinkling of the outer layer when the article, e.g. in the form of a wire, is bent.

5 The insulation of the article to the invention provides a valuable combination of physical and electrical properties. The outer layer provides excellent resistance to physical abuse. The inner layer is more flexible than the outer layer and thus provides insu-
10 lation which is more flexible, for a particular dielectric strength, than insulation which is composed only of the aromatic polymer. Furthermore, the aromatic polymers often have poor resistance to stress-cracking which can seriously reduce their dielectric
15 strength, the olefin polymers do not suffer from this disadvantage, and the inner jacket will therefore provide continuous insulation even in environments which cause stress-cracking of the outer jacket.

 The term "olefin polymer" as used herein is
20 defined as being a polymer of one or more unsubstituted and/or substituted olefins. Where the polymer includes substituted olefins as monomers or comonomers they are preferably polar monomers and especially fluorine-containing monomers, e.g. tetrafluorethylene, or a
25 carboxylic ester, in particular an alkyl acrylate, e.g. methyl or ethyl acrylate, or a vinyl ester, e.g. vinyl acetate. The olefin is preferably a fluorocarbon polymer as explained below.



Particularly useful properties are obtained when the inner layer is composed of a cross-linked fluorocarbon layer. We have discovered that the combination of an inner layer of a cross-linked fluorocarbon polymer and an outer layer of an aromatic polymer results in a completely unexpected reduction in the smoke evolved under standard test conditions. Thus it is possible, through use of the present invention, to manufacture electrical wire which, when tested for smoke evolution by ASTM E 662-79 (flaming mode), has a D_m value of less than 50, preferably less than 35, where D_m is the maximum specific optical density.

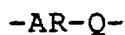
The term "fluorocarbon polymer" is used herein to denote a polymer or mixture of polymers which contains more than 10%, preferably more than 25%, by weight of fluorine. Thus the fluorocarbon polymer may be a single fluorine-containing polymer, a mixture of two or more fluorine-containing polymers, or a mixture of one or more fluorine-containing polymers with one or more polymers which do not contain fluorine. In one preferred class, the fluorocarbon polymer comprises at least 50%, particularly at least 75% especially at least 85%, by weight of one or more thermoplastic crystalline polymers each containing at least 25% by weight of fluorine, a single such crystalline polymer being preferred. Such a fluorocarbon polymer may contain, for example, a fluorine-containing elastomer and/or a polyolefin, preferably a crystalline polyolefin, in addition to the crystalline fluorine-containing

polymer or polymers. The fluorine-containing polymers are generally homo- or copolymers of one or more fluorine-containing olefinically unsaturated monomers, or copolymers of one or more such monomers with one or
5 more olefins. The fluorocarbon polymer usually has a melting point of at least 150°C, and will often have a melting point of at least 250°C, e.g. up to 350°C, the melting point being defined for crystalline polymers as
10 the temperature above which no crystallinity exists in the polymer (or when a mixture of crystalline polymers is used, in the major crystalline component in the mixture). Preferably the polymeric composition, prior to cross-linking, has a viscosity of less than 10^5
15 poise at a temperature not more than 60°C above its melting point. A preferred fluorocarbon polymer is a copolymer of ethylene and tetrafluoroethylene and optionally one or more other comonomers (known as ETFE polymers), especially a copolymer comprising 35 to 60 mole percent of ethylene, 35 to 60 mole percent of
20 tetrafluoro-ethylene and up to 10 mole percent of one or more other comonomers. Other specific polymers which can be used include copolymers of ethylene and chlorotrifluoroethylene; polyvinylidene fluoride; copolymers of vinylidene fluoride with one or both of
25 hexafluoropropylene and tetrafluoroethylene, or with hexafluoroisobutylene; and copolymers of tetrafluoro-ethylene and hexafluoropropylene.

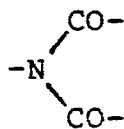
Either or both of the inner and outer insulating layers can optionally contain suitable additives
30 such as pigments, antioxidants, thermal stabilisers, acid acceptors and processing aids.



The aromatic polymers which are used in this invention are well known to those skilled in the art, and reference may be made for example to U.S. Patents Nos. 3,025,605, 3,354,129, 3,441,538, 3,442,538, 3,446,654, 3,658,938, 3,838,097, 3,847,867, 3,953,400, 3,956,240, 4,107,147, 4,108,837, 4,111,908, 4,175,175, 4,293,670, 4,320,224, and 3,446,654 and British Patents Nos. 971,227, 1,369,210 and 1,599,106. Such polymers include polyketones, polyether ketones, polyether ether ketones and polyether sulfones, polyether ketone/sulfone copolymers and polyether imides. Blends of different polymers can be used. Preferred aromatic polymers are crystalline polymers with a melting point of at least 250°C, particularly at least 300°C. In one class of such polymers the polymer comprises, and preferably consists essentially of, units of the formula



the units being the same or different, Ar being a divalent aromatic radical and Q being -O-, -S-, -SO₂-, -CO-, -NH-CO- or -COO-, or Ar being a polyvalent radical and Q being



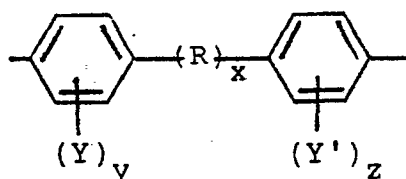
the Q radical preferably being directly bonded to aromatic carbon atoms in the Ar radical.



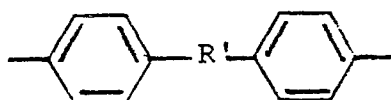
In another class of aromatic polymers the aromatic polymer is a crystalline polyarylene ether comprising recurring units of the formula



- 5 where E is the residue of a dihydric phenol and E' is the residue of an aromatic compound having an electron withdrawing group in at least one of the positions ortho and para to the valence bonds, the E and E' radicals being linked to the -O- radicals through aromatic carbon atoms.
- 10 In one preferred sub-class, E is a radical of the formula



- wherein R is a divalent radical; x is 0 or 1; Y is a radical selected from halogen atoms, alkyl radicals containing 1 to 4 carbon atoms and alkoxy radicals containing 1 to 4 carbon atoms; y is 0, 1, 2, 3 or 4; Y' is a radical selected from halogen atoms, alkyl radicals containing 1 to 4 carbon atoms and alkoxy radicals containing 1 to 4 carbon atoms; z is 0, 1, 2, 3 or 4, and E' is a radical of the formula
- 15
- 20

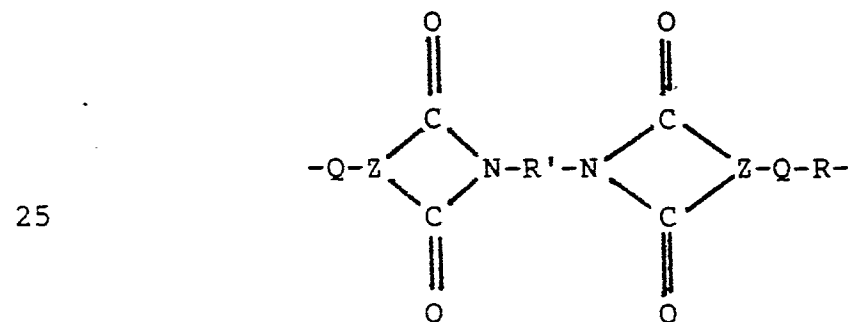


wherein R' is a sulfone, carbonyl, vinyl, sulfoxide, azo, saturated fluorocarbon, organic phosphine oxide or ethylidene radical. In this class preferred polysulfones are those in which y and z are 0, x is 1, R' is a sulfone radical and R is a radical of the formula



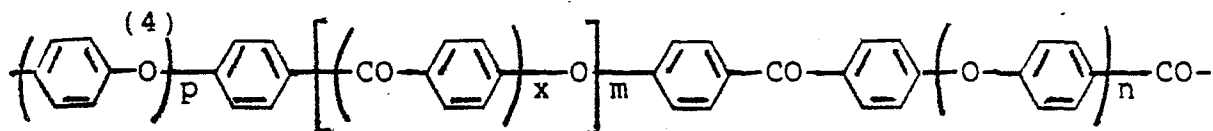
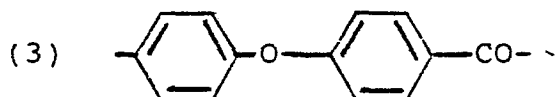
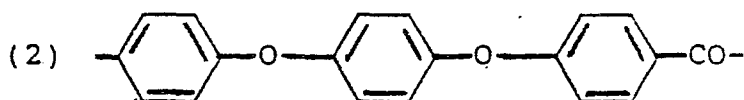
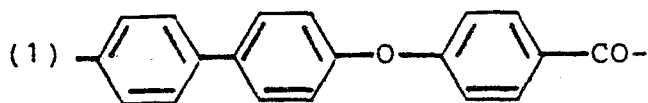
wherein each of R'' and R''' is independently selected from the group consisting of hydrogen; alkyl radicals containing 1 to 4 carbon atoms; halogen-substituted alkyl radical containing 1 to 4 carbon atoms; aryl, alkaryl and aralkyl radicals containing 6 to 10 carbon atoms; and halogen-substituted aryl alkaryl and aralkyl radicals containing 6 to 10 carbon atoms.

In another class of aromatic polymers, the polymer is a polyether imide or polysulfone imide which comprises recurring units of the formula



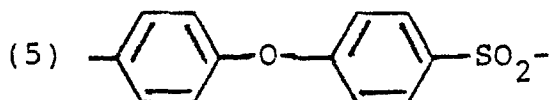
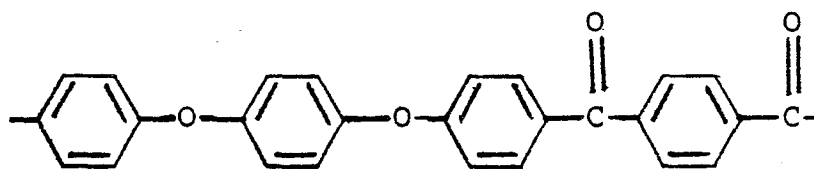
where Q is -O- or -SO₂, Z is a trivalent aromatic radical, R is a divalent aromatic radical and R' is a divalent organic radical.

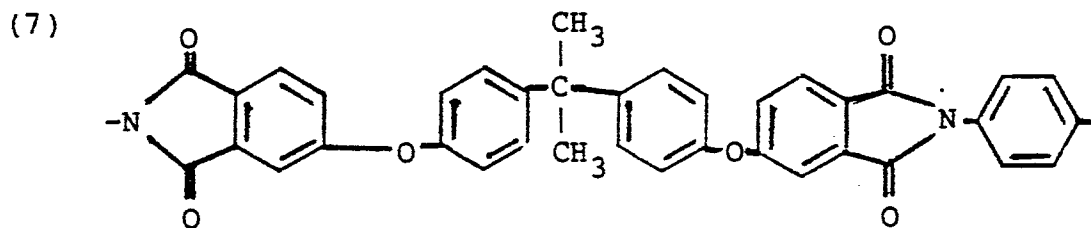
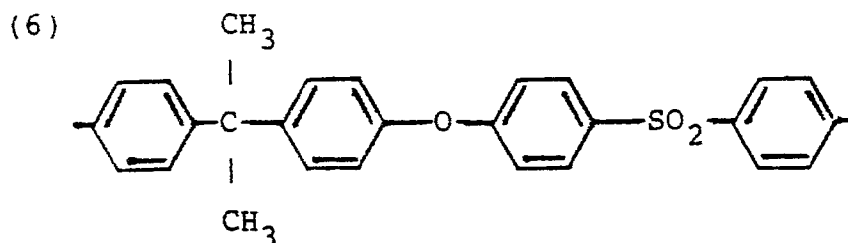
5 Preferred aromatic polymers consist essentially of repeating units having one of the following formulae



wherein each of x, m and n is 0 or 1, with n being 0 when x is 1, p is an integer from 1 to 4, with m being 1 and x being 0 when p is greater than 1, e.g.,

15





10 The insulated articles of the present invention
 can be produced by conventional techniques; the
 inner layer usually contacts the conductor, and
 the inner and outer layers generally constitute
 the total insulation of the article; however, other
 15 insulating layers can be present. The olefin polymer
 is preferably cross-linked by radiation, and cross-
 linking can be effected before or after the aromatic
 polymer (which is generally not cross-linked by
 radiation) is applied. For electrical cable, the
 20 inner layer will usually be of annular cross-section of
 thickness for example 76.2 to 381 micrometres (3 to 15
 mils), preferably 101.6 to 177.8 micrometres (4 to 7
 mils). Alternatively, the cable can comprise a plur-
 25 ality of conductors, each of which has an inner in-
 sulating layer around it, with the conductors being
 joined together and further insulated by the outer
 insulating layer.



The invention is illustrated by the following Examples, Examples 1, 2, 3 and 8 of which are comparative.

Examples

5 In each of the Examples, a 20 AWG stranded (19/32) conductor was extrusion-coated with an inner insulating layer having the composition and thickness shown in the Table. Except in Examples 1 and 2, the inner insulating layer was then extrusion-coated with an outer
10 insulating layer having the composition and thickness shown in the Table. In some of the Examples, as designated in the Table, the coated conductor was irradiated to a dosage of about 10 Megarads to cross-link the inner coating; in these Examples, the inner coating
15 also contained, when it was irradiated, a suitable amount of a radiation cross-linking agent. The outer coating was substantially unaffected by this irradiation. The coated conductor was annealed at

180°C for 1 hour. Samples of the resulting cable were
20 tested in accordance with the procedure of ASTM E662-79 (flaming mode), and the Table shows the values obtained for the minimum transmittance, the transmittance after 10 minutes, the time taken to reach the point of minimum transmittance, and the maximum optical density
25 (D_m).

The various polymers used in the Examples are further indentified below



Tefzel 280 is a copolymer of ethylene and tetrafluoroethylene available from du Pont.

Halar 300 is a copolymer of ethylene and chlorotri-fluoroethylene available from Allied Chemical.

- 5 Kynar 450 is polyvinylidene fluoride available from Pennwalt.

PEEK is a polyether ether ketone available from ICI.

Ultem is a polyetherimide available from General Electric.

- 10 Victrex 200P a polyethersulphone available from ICI.

PEEK, Ultem and PES are substantially linear aromatic polymers.

BAD ORIGINAL 

TABLE

	1(C)	2(C)	3(C)	4	5	6	7	8(C)	9
<u>INNER INSULATING LAYER</u>									
<u>Composition</u>									
Tefzel 280	x	x	x	x	x	x	x	-	-
Halar 300	-	-	-	-	-	-	-	x	x
Thickness (mils)	10'	10	4	4	4	4	4	4	4
<u>OUTER INSULATING LAYER</u>	none	none							
<u>Composition</u>									
PEEK	-	-	x	x	x	-	-	x	x
Ultem	-	-	-	-	-	-	x	-	-
Victrex 200P	-	-	-	-	-	x	-	-	-
Thickness (mils)	-	-	6	6	5	5	5	6	6
Cross-Linking	no	yes	no	yes	yes	yes	yes	no	yes
<u>TRANSMITTANCE</u>									
Minimum	0.18	0.46	10	67	47	59	71	32	59
at 10 minutes	4.5	4.5	60	96	90	90	96	88	91
Time to Min. Transmittance	19	16	25	26	23	26	30	25	27
(minutes)									
<u>D_m (Max Optical Density)</u>	362	309	132	23	43	30	20	55	30

44

0103487



CLAIMS:

1. An insulated electrical article, comprising

(a) a conductor;

(b) a melt-shaped inner insulating layer comprising a first organic polymer component which is a cross-linked olefin polymer, and

(c) a melt-shaped outer insulating layer which contacts the inner insulating layer and which comprises a second organic polymer component which is a substantially linear aromatic polymer having a glass transition temperature of at least 100°C.

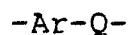
2. An article according to claim 1, wherein the olefin polymer comprises at least 75% by weight of a thermoplastic crystalline polymer containing at least 25% by weight of fluorine.

3. An article according to claim 1 or claim 2, wherein the olefin polymer consists essentially of an ethylene/tetrafluoroethylene copolymer, an ethylene/chlorotrifluoroethylene copolymer or a vinylidene fluoride polymer.

4. An article according to any one of claims 1 to 3, wherein the aromatic polymer has a glass transition temperature of at least 130°C, and/or is a crystalline polymer having a melting point of at least 250°C.



5. An article according to any one of claims 1 to 4, wherein the aromatic polymer comprises units of the general formula



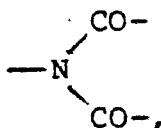
5 wherein Ar represents a polyvalent aromatic radical

and

Q represents a radical of the formula



15 or



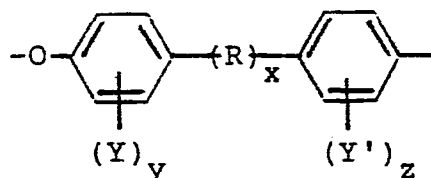
20 the Q radical preferably being bonded directly to aromatic carbon atoms.

6. An article according to any one of claims 1 to 5, wherein the aromatic polymer is a crystalline polyarylene ether comprising recurring units of the general formula

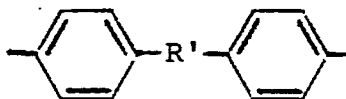


wherein E is the residue of a dihydric phenol and E' is the residue of an aromatic compound having an electron-withdrawing group in at least one of the positions ortho and para to the valence bonds ; the E and E' radicals being linked to the -O- radicals through aromatic carbon atoms.

7. An article according to claim 6, wherein E is a radical of the formula



wherein R represents a divalent radical; x is 0 or 1; y is an alkyl radical containing 1 to 4 carbon atoms or an alkoxy radical containing 1 to 4 carbon atoms; y is 0 or an integer from 1 to 4; Y' is a halogen atom, an alkyl radical containing 1 to 4 carbon atoms or an alkoxy radical containing 1 to 4 carbon atoms; and z is 0 or an integer from 1 to 4, and E' is a radical of the formula



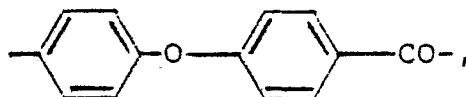
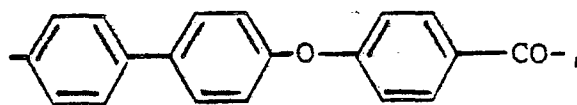
wherein R' is a sulfone, carbonyl, vinyl, sulphoxide, azo, saturated fluorocarbon, organic phosphine oxide or ethylidene radical.

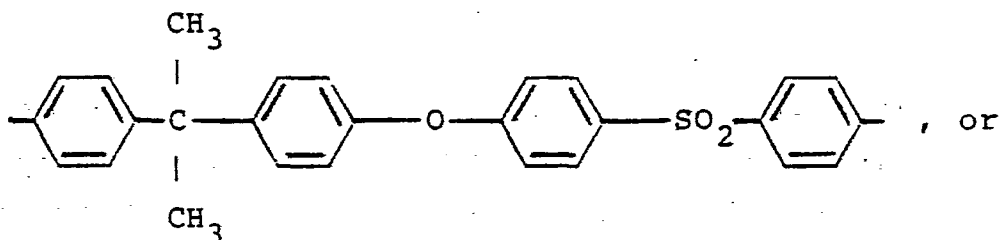
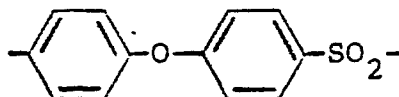
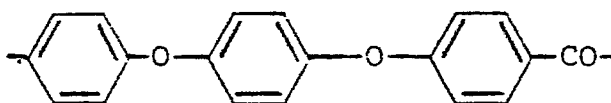
8. An article according to claim 7, wherein y and z are 0, x is 1, R' is a sulphone radical and R is a radical of the formula



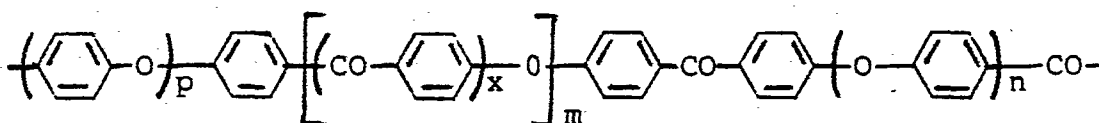
10 wherein each of R' and R'' is independently a hydrogen atom; an alkyl radical containing 1 to 4 carbon atoms; a halogen-substituted alkyl radical containing 1 to 4 carbon atoms; an aryl, alkaryl or aralkyl radicals containing 6 to 10 carbon atoms; or a halogen-substituted aryl, alkaryl or aralkyl radicals containing 6 to 10 carbon atoms.

15 9. An article according to any one of claims 1 to 4, wherein the aromatic polymer consists essentially of repeating units of the formula





5



wherein each of x, m and n is 0 to 1, with n being 0 when x is 1, p is an integer from 1 to 4, with m being 1 and x being 0 when p is greater than 1.

10. an article according to any one of claims 1 to 9 which is in the form an electrical wire or cable, the inner insulating layer being a melt extruded layer which surrounds and contacts the conductor and preferably has a wall thickness of from 101.5 to 177.8 micrometres and the outer insulating layer being a melt extruded layer which surrounds and contacts the inner insulating layer and preferably has a wall thickness of from 101.6 to 177.8 micrometres.