





EUROPEAN PATENT APPLICATION

 Application number: 84105620.3

 Int. Cl.⁴: **E 05 D 15/28**
E 05 D 3/06

 Date of filing: 17.05.84


 Priority: 17.05.83 JP 73460/83 U


 Date of publication of application:
 21.11.84 Bulletin 84/47


 Date of deferred publication of search report: 18.12.85


 Designated Contracting States:
 DE FR GB


 Applicant: TOYOTA JIDOSHA KABUSHIKI KAISHA
 1, Toyota-cho Toyota-shi
 Aichi-ken 471(JP)

 Inventor: Motonami, Masanao
 c/o TOYOTA JIDOSHA K.K. 1, Toyota-cho
 Toyota-shi Aichi 471(JP)

 Inventor: Nomura, Kazuhiro
 c/o TOYOTA JIDOSHA K.K. 1, Toyota-cho
 Toyota-shi Aichi 471(JP)

 Inventor: Okada, Naoki
 c/o TOYOTA JIDOSHA K.K. 1, Toyota-cho
 Toyota-shi Aichi 471(JP)

 Inventor: Nomura, Massayuki
 c/o TOYOTA JIDOSHA K.K. 1, Toyota-cho
 Toyota-shi Aichi 471(JP)

 Representative: Tiedtke, Harro, Dipl.-Ing. et al,
 Patentanwaltsbüro Tiedtke-Bühling-Kinne-
 Gruppe-Pellmann-Grams-Struif Bavariaring 4 Postfach 20
 24 03
 D-8000 München 2(DE)

 Side door hinge mechanism in motor vehicle.


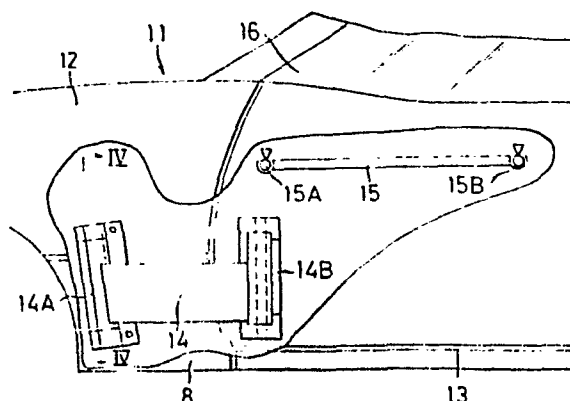
 In a hinge mechanism, wherein a quadric crank chain comprises: a front rotary link (14) interconnecting two points which are disposed at the forward sides of a vehicle body (12) and a side door (13) as rotary centers out of four points including two points disposed on the vehicle body (12) and spaced apart from each other in the longitudinal direction of the vehicle body (12) and two points disposed on the side door (13) and spaced apart from each other in the longitudinal direction of the side door (13); a rear rotary link (15) interconnecting two points disposed at the rear sides as rotary centers; a portion between the two points on the vehicle body (12); and a portion between the two points on the side door (13); the rotary centers (14A, 14B) at opposite ends of one of the rotary links (14, 15) are arranged longitudinally in the vertical direction of the vehicle body (12) to form a rotary shaft (14A) inclined at least to one side so that the upper end portion of the side door (13) can be inclined outwardly in the widthwise direction of the vehicle body (12) when the side door (13) is opened, while, the rotary centers at opposite ends of the other of the rotary links (14, 15) are formed into ball joints (15A, 15B) having degrees of freedom also in the vertical direction of the side door (13).

FIG.3





European Patent
Office

EUROPEAN SEARCH REPORT

0125703
Application number

EP 84 10 5620

DOCUMENTS CONSIDERED TO BE RELEVANT			
Category	Citation of document with indication, where appropriate, of relevant passages	Relevant to claim	CLASSIFICATION OF THE APPLICATION (Int. Cl. 3)
A	GB-A-1 123 970 (GENERAL MOTORS CORP.) * Page 1, lines 15-18,82-88; page 2, lines 1-22 *	1	E 05 D 15/28 E 05 D 3/06 E 05 D 3/10
A	--- US-A-3 006 683 (R.P. SMITH) * Column 2, lines 1-21 *	1	
A	--- US-A-3 628 216 (SAVELL)		
D,A	--- US-A-3 095 600 (BRETZNER) -----		
			TECHNICAL FIELDS SEARCHED (Int. Cl. 3)
			E 05 D B 60 J
The present search report has been drawn up for all claims			
Place of search THE HAGUE		Date of completion of the search 12-09-1985	Examiner NEYS B.G.
CATEGORY OF CITED DOCUMENTS X : particularly relevant if taken alone Y : particularly relevant if combined with another document of the same category A : technological background O : non-written disclosure P : intermediate document T : theory or principle underlying the invention E : earlier patent document, but published on, or after the filing date D : document cited in the application L : document cited for other reasons & : member of the same patent family, corresponding document			