

12

EUROPEAN PATENT APPLICATION

21 Application number: **84107343.0**

51 Int. Cl.⁴: **A 61 G 9/00**

22 Date of filing: **26.06.84**

43 Date of publication of application: **02.01.86**
Bulletin 86/1

71 Applicant: **NOAH CHEMICAL PRODUCTS LTD.,**
No. 1-10-1, Shibuya Shibuya-ku, Tokyo (JP)

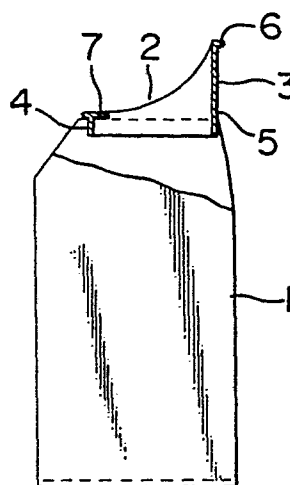
72 Inventor: **Ueda, Kambei, NO. 4495-2, Yaho, Kunitachi-shi**
Tokyo (JP)

84 Designated Contracting States: **AT BE CH DE FR GB IT**
LI NL SE

74 Representative: **Patentanwälte Grünecker, Dr.**
Kinkeldey, Dr. Stockmair, Dr. Schumann, Jakob, Dr.
Bezold, Meister, Hilgers, Dr. Meyer-Plath,
Maximilianstrasse 58, D-8000 München 22 (DE)

54 **Handy pissbag.**

57 A handy pissbag wherein a blocking plate (7) extending from an upper portion of a rear wall (4) of a cylindrical receiving mouth (2) mounted on an upper opening of a bag receiving mouth (2) in a direction of a front wall (3) is provided so as to block a part of an opening of the receiving mouth (2).



- 1 -

HANDY PISSBAG

A conventional handy pissbag comprises a bag 1 housing therein a water absorbing agent and a receiving mouth 2 mounted on an upper opening of the bag 1, as shown in Figs. 1 and 2, the receiving mouth 2 being composed of a cylindrical member 5 which is lowered in level gradually from a high front wall 3 towards a low rear wall 4 and an edge 6 extending outwardly from the upper end of the cylindrical member 5.

However, in the conventional handy pissbag of the type as described, urine remains adhered to the rear wall 4 during use, and there poses a disadvantage in that when the pissbag is removed, the urine adhered to the rear wall 4 possibly leaks out depending on a degree of inclination of the receiving mouth 2.

It is an object of the present invention to provide a handy pissbag which is free from the disadvantage noted above.

A handy pissbag in accordance with the present invention is characterized by comprising a bag, a

cylindrical receiving mouth mounted on an upper opening of the bag, and a blocking plate extending from an upper portion of a rear wall of the receiving mouth in a direction of a front wall so as to block a part of an opening of the receiving mouth. Other objects and features of the present invention will become apparent from the ensuing description in connection the drawings.

Fig. 1 is a perspective view of a conventional handy pissbag; Fig. 2 is a sectional view of the same; Fig. 3 is a sectional view of a handy pissbag in accordance with the present invention; and Fig. 4 is a plan view of the same.

In accordance with the present invention, at the upper end of the rear wall 4, a blocking plate 7 extending by a predetermined length towards the front wall 3 so as to block a hole of the receiving mouth 2 is formed integral with the edge 6.

Since the handy pissbag of the present invention is constructed as described above, it has a great advantage that in use, the urine adhered to the rear

- 3 -

wall 4 remains stayed in a space between the rear wall and the blocking plate 7 even when the receiving mouth 2 is inclined, and therefore, no leak-out of urine occurs.

In the present invention, a substantial opening of the receiving mouth 2 becomes narrow by the provision of the blocking plate 7, and it is therefore preferable that the cylindrical member 5 be made sufficiently large in size in anticipation thereof.

- 4 -

CLAIMS:

A handy pissbag (1) comprising a bag (1), a cylindrical receiving mouth (2) mounted on an upper opening of the bag (1), and a blocking plate (7) extending from an upper portion of a rear wall (4) of the receiving mouth (2) in a direction of a front wall (3) so as to block a part of an opening of the receiving mouth (2).

111

FIG. 1

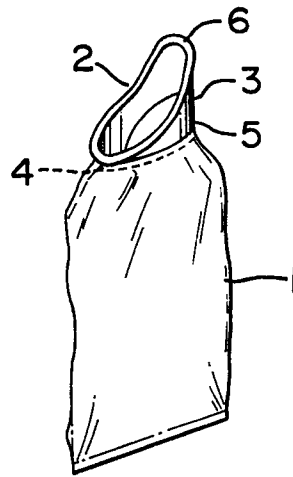


FIG. 3

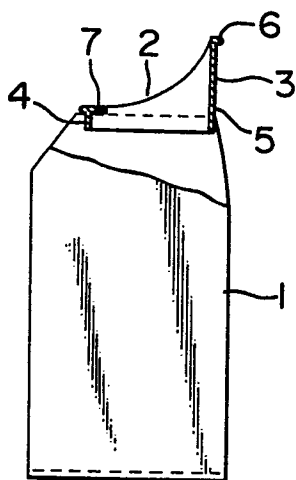


FIG. 2

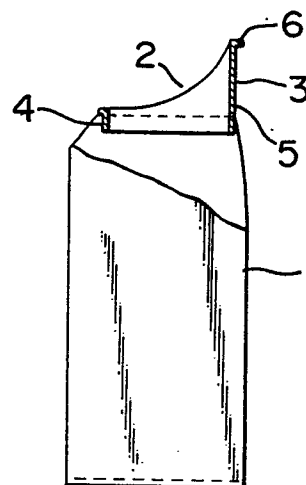
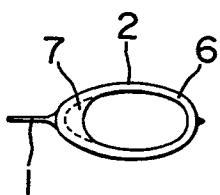


FIG. 4





European Patent
Office

EUROPEAN SEARCH REPORT

0166016
Application number

EP 84 10 7343

DOCUMENTS CONSIDERED TO BE RELEVANT			
Category	Citation of document with indication, where appropriate, of relevant passages	Relevant to claim	CLASSIFICATION OF THE APPLICATION (Int. Cl. 4)
Y	FR-A-2 306 674 (KLEIN) * Whole document *	1	A 61 G 9/00
Y	US-A-3 613 122 (GROSS) * Column 2, lines 7-21, 25-28; figures 1,3 *	1	
Y	US-A-3 000 015 (HART) * Column 2, lines 23-29; figures 2,3 *	1	
A	US-A-2 734 198 (KUTSCHE) * Column 1, lines 15,16; figures *	1	
A	US-A-1 928 170 (DWORK) * Claims; figures *	1	
The present search report has been drawn up for all claims			TECHNICAL FIELDS SEARCHED (Int. Cl. 4) A 61 G A 61 F
Place of search THE HAGUE		Date of completion of the search 31-01-1985	Examiner BAERT F.G.
CATEGORY OF CITED DOCUMENTS X : particularly relevant if taken alone Y : particularly relevant if combined with another document of the same category A : technological background O : non-written disclosure P : intermediate document T : theory or principle underlying the invention E : earlier patent document, but published on, or after the filing date D : document cited in the application L : document cited for other reasons & : member of the same patent family, corresponding document			