




 **EUROPEAN PATENT APPLICATION**

 Application number: 85201019.8

 Int. Cl.<sup>4</sup>: **E 04 C 1/10**  
**E 04 B 2/08**


 Date of filing: 27.06.85


 Priority: 28.07.84 NL 8402036


 Date of publication of application:  
 05.02.86 Bulletin 86/6

 Date of deferred publication of search report: 01.04.87


 Designated Contracting States:  
 AT BE CH DE FR GB IT LI LU NL SE

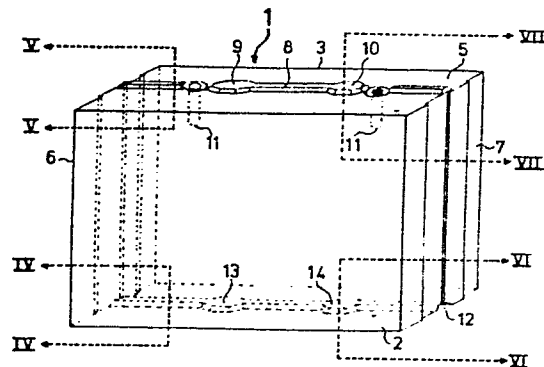
 Applicant: Kalkzandsteenfabriek Harderwijk B.V.  
 Einsteinstraat 5  
 NL-3846 BH Harderwijk(NL)

 Inventor: SchaliJ, Jan  
 Eperweg 53  
 NL-8072 DA Nunspeet(NL)

 Representative: Noz, Franciscus Xaverius, Ir. et al,  
 Boschdijk 155 P.O. Box 645  
 NL-5600 AP Eindhoven(NL)

 **54 Plate-shaped, rectangular linkable building element.**

 A plate-shaped, rectangular building element (1) of stone-like material comprising a front face (2), a rear face (3) parallel to said front face (2) and two pairs of side faces (4, 5; 6, 7) extending between the front face and the rear face, the side faces of each pair being parallel to one another whereby one (5) of the one pair of side faces (4, 5) is provided with at least one projecting rib (8) extending in the longitudinal direction of the side face (5), the cross-section of which gradually decreases in a direction away from the side face (5) concerned, whilst a given distance from the ends of said side face (5) the rib (8) has two parts (9, 10) broader than the further parts of the rib (8) and the other side face (4) of said pair has a corresponding recess (12) in a manner such that when two of these building elements are stacked straight one above the other, the rib (8) fits with some amount of play in the recess (12) and when these building elements (1) are stacked in an off-set manner in the longitudinal direction of these side faces (4, 5), the boundary planes of the parts of the recess (12) having the smaller cross-section co-operate for the relative disposition of the building elements relatively to one another with the boundary planes of the broader parts (9, 10) of the rib (8).





DOCUMENTS CONSIDERED TO BE RELEVANT			
Category	Citation of document with indication, where appropriate, of relevant passages	Relevant to claim	CLASSIFICATION OF THE APPLICATION (Int Cl 4)
Y	US-A-3 818 656 (VIGLIOTTI) * The whole document *	1	E 04 C 1/10 E 04 B 2/08
A	---	2,4	
Y	AU-B- 514 614 (ROUDETTE) * Page 4, lines 17-27; figures 1-4 *	1	
A	---	3,4,5	
A	DE-A-2 801 601 (BARTHUBER) * Page 3, paragraph 3; figures 1,2,7 *	4,5,6	
A	FR-A-2 042 175 (VUILLEMOT)		TECHNICAL FIELDS SEARCHED (Int Cl 4)
A	DE-A-2 947 653 (SCHÜTZ)		E 04 B
-----			
The present search report has been drawn up for all claims			
Place of search THE HAGUE		Date of completion of the search 16-12-1986	Examiner VANDEVONDELE J.P.H.
<b>CATEGORY OF CITED DOCUMENTS</b> X : particularly relevant if taken alone Y : particularly relevant if combined with another document of the same category A : technological background O : non-written disclosure P : intermediate document T : theory or principle underlying the invention E : earlier patent document, but published on, or after the filing date D : document cited in the application L : document cited for other reasons & : member of the same patent family, corresponding document			

