

(12)

**EUROPEAN PATENT APPLICATION**

(21) Application number: 85400478.5

(51) Int. Cl.<sup>4</sup>: **C 23 C 30/00**  
**C 23 C 4/08, C 22 C 19/05**

(22) Date of filing: 13.03.85

(43) Date of publication of application:  
17.09.86 Bulletin 86/38

(84) Designated Contracting States:  
DE FR GB IT NL SE

(71) Applicant: **GENERAL ELECTRIC COMPANY**  
1 River Road  
Schenectady New York 12305(US)

(72) Inventor: **Jackson, Melvin Robert**  
2208 Niskayuna Drive  
Schenectady New York 12309(US)

(72) Inventor: **Yang, Swe-Wong**  
4 Via DaVinci  
Clifton Park New York 12065(US)

(72) Inventor: **Gigliotti, Michael Francis Xavier, Jr.**  
41 Kile Drive  
Scotia New York 12302(US)

(72) Inventor: **Rairden III, John Ruel**  
7 Coronet Court  
Schenectady New York 12309(US)

(72) Inventor: **Prugar, Mark Louis**  
6810 Fallen Oaks  
Mason Ohio 45040(US)

(74) Representative: **Catherine, Alain**  
GETSCO 42, avenue Montaigne  
F-75008 Paris(FR)

(54) **Nickel-base superalloys especially useful as compatible protective environmental coatings for advanced superalloys.**

(57) There is provided by the present invention an alloy which is mechanically and chemically compatible with advanced nickel-base superalloys and nickel-base eutectic superalloys and which possesses excellent resistance to high temperature oxidation. The alloy of the invention is, therefore, particularly useful as a protective environmental coating for the external surfaces of hot-stage aircraft gas turbine engine components, e.g., rotating blades and stationary vanes, made from such advanced superalloys.

13DV-8418

NICKEL-BASE SUPERALLOYS ESPECIALLY USEFUL AS  
COMPATIBLE PROTECTIVE ENVIRONMENTAL COATINGS FOR  
ADVANCED SUPERALLOYS

The Government has rights in this invention pursuant to Contract No. F33615-77-C-5200 awarded by the United States Department of the Air Force.

CROSS-REFERENCE TO RELATED APPLICATION

5       The invention disclosed and claimed herein is related to the invention disclosed and claimed in patent application Serial No. 13DV-8334, filed of even date herewith.

BACKGROUND OF THE INVENTION

10       This invention pertains generally to nickel-base superalloys useful in the manufacture of hot-section components of aircraft gas turbine engines, e.g., vanes and rotating blades, and more particularly to compatible coatings especially useful for the  
15       enhancement of the environmental resistance of such hot-section components made from advanced nickel-base superalloys and nickel-base eutectic superalloys.

20       Advanced nickel-base superalloys such as the monocarbide reinforced nickel-base eutectic superalloys of the type described, for example, in U.S. Patent 4,292,076 to Gigliotti, Jr. et al., which is incorporated herein by reference, are designed for use as unidirectionally solidified anisotropic metallic bodies, primarily in the form of vanes and rotating

BAD ORIGINAL

blades in aircraft gas turbine engines. The  
superalloys of U.S. Patent 4,292,076, when  
directionally solidified (DS'd) under stringent  
conditions to achieve planar front solidification  
5 (PFS), result in a eutectic composite microstructure  
consisting of strong, reinforcing metallic carbide (MC)  
fibers in a  $\gamma/\gamma'$  nickel-base superalloy matrix.  
Because highly aligned microstructures are formed  
during planar front solidification, the superalloys of  
10 U.S. Patent 4,292,076 offer potential structural  
stability and property retention to a greater fraction  
of their solidification temperatures than do other  
materials.

The eutectic superalloys have been identified.  
15 as the next generation of blade alloys beyond  
directionally solidified and single crystal  
superalloys. In order to take full temperature  
advantage of those superalloys, however, coatings are  
required to provide environmental protection at the  
20 high intended use temperatures.

Stringent requirements are placed on the  
coatings and the coating/substrate composite. For  
example, the coatings must be tightly bonded, i.e.,  
metallurgically bonded, to the substrate and ideally  
25 must not degrade either the mechanical properties of  
the substrate (e.g., ductility, stress rupture strength  
and resistance to thermal fatigue) or the chemical  
properties of the substrate (e.g., oxidation resistance  
and hot corrosion resistance).

30 Examples of adverse effects to eutectic  
superalloys which have resulted from incompatible  
coatings are fiber denudation near the  
coating/substrate interface due to outward diffusion of  
carbon from the fiber into the coating and the  
35 formation of brittle precipitates in the substrate due  
to interdiffusion between the coating and the substrate.

While many coatings and barrier/coating systems have been proposed and tried, there has been a general inability in the past to specify coatings or barrier/coating systems which are truly compatible with the substrate, i.e., offer improved environmental protection and produce good metallurgical bonds with the substrate yet not degrade the mechanical or chemical properties of the substrate, especially when the substrate is of an alloy of the type described in U.S. Patent 4,292,076.

Therefore, there exists a need for protective environmental coatings which are truly compatible with the newest generation of superalloys, particularly those designed for use as vanes and rotating blades in aircraft gas turbine engines, such as the directionally solidified monocarbide reinforced nickel-base eutectic superalloys of the type described in U.S. Patent 4,292,076.

#### SUMMARY OF THE INVENTION

There is provided by the present invention a nickel-base superalloy which is mechanically and chemically compatible with advanced nickel-base superalloys and nickel-base eutectic superalloys, and which possesses excellent resistance to high temperature oxidation. The alloy of the invention is, therefore, particularly useful as a protective environmental coating for the external surfaces of hot stage aircraft gas turbine engine components, e.g., rotating blades and stationary vanes, made from advanced nickel-base superalloys and nickel-base eutectic superalloys.

Broadly, the superalloy of the invention consists essentially of about, by weight, 1 to 10% cobalt, 6 to 12% chromium, 5 to 8% aluminum, 1 to 10% tantalum, 1 to 10% tungsten, 0 to 3% rhenium, 0 to 2% molybdenum, 0.1 to 2% hafnium, 0.005 to 0.1% boron,

0.005 to 0.25% carbon, the balance being nickel and incidental impurities.

While it is contemplated that the above-described novel superalloy will be applied most frequently as a protective environmental coating to comprise at least a portion of the outer surface of gas turbine engine components and articles, it has also been found that the novel alloy of this invention is useful as a thicker, built-up deposit applied to selected regions of substrates, such as aircraft gas turbine engine components, for repair purposes, or as the tip portion of rotating blades. Such applications then, contemplate composite articles of manufacture having as a substrate an article, such as a gas turbine engine airfoil, made of a nickel-base superalloy or nickel-base eutectic superalloy and one or more thick, built-up regions contiguous with, i.e., joined to and forming an integral part of, the substrate wherein the one or more regions comprise at least a portion of the outer surface of the composite article and are of the above-described novel superalloy composition.

#### BRIEF DESCRIPTION OF THE FIGURES

FIGURE 1 is a photomicrograph at 200X of a NiCoCrAlY type coating as-deposited on a B-type nickel-base eutectic superalloy substrate;

FIGURE 2 is a photomicrograph at 250X of the alloy of the invention as-deposited as a coating on a B-type substrate by the low pressure plasma deposition (LPPD) process;

FIGURE 3 is a photomicrograph at 200X of a NiCoCrAlY the coating on a B-type substrate following exposure of .0 hours at 2100° F in a Mach 0.05 gas velocity oxidation test, in which the specimens were cycled to 800° F six times per hour;

FIGURE 4 is a photomicrograph at 500X of the alloy of the invention on a B-type substrate after exposure of 500 hours in the same oxidation test described above for Figure 3;

5       FIGURE 5 is a photomicrograph at 500X of a NiCoCrAlY type coating as-deposited on an N-type nickel-base single crystal superalloy substrate;

10       FIGURE 6 is a photomicrograph at 500X of the alloy of the invention as-deposited as a coating on an N-type substrate by the LPPD process;

15       FIGURE 7 is a photomicrograph at 200X of a NiCoCrAlY type coating on an N-type substrate following exposure of 400 hours at 2075° F in a Mach 0.05 gas velocity oxidation test, in which the specimens were cycled to 800° F six times per hour; and

FIGURE 8 is a photomicrograph at 200X of the alloy of the invention on an N-type substrate following exposure of 550 hours at 2075° F in the same oxidation test described above for Figure 7.

20       DESCRIPTION OF THE PREFERRED EMBODIMENT

As set forth in the foregoing summary, the present invention relates to a nickel-base superalloy which is mechanically and chemically compatible with advanced nickel-base superalloys and nickel-base eutectic superalloys and which possesses excellent resistance to high temperature oxidation. The superalloy of the invention consists essentially of cobalt, chromium, aluminum, tantalum, tungsten, rhenium, molybdenum, hafnium, boron and carbon in the percentages by weight) set forth in Table I below, the balance being nickel and incidental impurities.

25  
30

TABLE I

ALLOY COMPOSITIONS (weight %)				
	Elements	Base	Preferred	More Preferred
5	Co	1-10%	1-6%	3.8-4.2%
	Cr	6-12%	7-10%	8.3-8.7%
	Al	5-8%	5-7%	5.8-6.2%
	Ta	1-10%	4-6%	4.7-5.3%
	W	1-10%	3.5-5.5%	4.2-4.8%
10	Re	0-3%	0-3%	1.2-1.8%
	Mo	0-2%	0-2%	1.3-1.7%
	Hf	0.1-2%	0.5-1.5%	0.7-1.1%
	B	0.005-0.1%	0.005-0.025%	0.005-0.02%
	C	0.005-0.25%	0.005-0.25%	0.005-0.2%

15           The present alloy is particularly useful as a  
 protective environmental coating, of between about  
 0.002 and 0.1 inches in thickness, for the external  
 surfaces of solid and hollow, fluid-cooled gas turbine  
 engine components, e.g., rotating blades and stationary  
 20 vanes, operating in the hot stage sections of such  
 turbines and made from advanced nickel-base superalloys  
 and nickel-base eutectic superalloys. While it is  
 contemplated that the novel alloy herein described will  
 most frequently be applied as protective environmental  
 25 coatings to provide at least a portion of the outer  
 surface of gas turbine engine components and articles,  
 it has also been found that the superalloy of the

invention is also useful as one or more thicker, built-up deposits applied to selected regions of such articles or component-like substrates.

Whether the novel alloy is deposited as  
5 coatings or thicker, built-up deposits, the utilization of plasma spray techniques to deposit the alloy of the invention is preferred. Most preferred is the technique, sometimes referred to as low pressure plasma deposition (LPPD), described in U.S. Patent 3,839,618 -  
10 Muehlberger, which patent is incorporated herein by reference. Alloys in accordance with the present invention produce very dense coatings or deposits after plasma spraying and especially after plasma spraying by  
15 the above-mentioned LPPD process whereby as-deposited densities of 95% and greater are readily obtained.

The wide differences in the evaporation rates (or vapor pressures) between high vapor pressure elements like chromium, manganese or aluminum and low  
20 vapor pressure elements like tantalum or tungsten make the deposition and composition control of coatings of the novel alloy of this invention by other processes such as vacuum physical vapor deposition difficult, if not impossible. It will be appreciated, however, that  
25 process improvements or modifications in methods such as physical vapor deposition or ion plating could make coating by these methods possible, and the use of these methods is therefore contemplated. Additionally, techniques like sputtering, slurry sintering, or others  
30 may also be considered.

To illustrate the practice of the present invention, a series of coatings, hereinafter referred to as the "6" or 6M-type coatings by way of designation, were produced by low pressure plasma  
35 deposition of an alloy of the invention, i.e., one consisting essentially of, nominally by weight within



normal melting tolerances, 4% Co, 8.5% Cr, 6% Al, 5% Ta, 4.5% W, 1.5% Re, 1.5% Mo, 0.9% Hf, 0.01% B, and 0.09% C, the balance nickel and incidental impurities, onto flat plate-like substrates and pin-like substrates for environmental testing.

A nickel-base superalloy conforming to U.S. Patent 4,292,076, i.e., one consisting essentially of about, on a weight basis, at least an amount in excess of an impurity amount up to 0.02% of B, 0 to 9% Re, 0 to <0.8% Ti, 0 to 20% Cr, 0 to 10% Al, 3 to 15% Ta, 0.1 to 1% C, 0 to 20% Co, 0 to 20% W, 0 to 7% V, 0 to 10% Mo, 0 to 3% Cb, 0 to 3% Hf, 0 to 1.5% Zr, the balance being nickel and incidental impurities, but having a nominal composition of about, by weight, 0.01% B, 6.44% Re, 3.84% Cr, 5.34% Al, 11.37% Ta, 0.43% C, 3.8% Co, 4.33% W, 3.01% Mo, balance nickel and incidental impurities, and hereinafter referred to as the "B" or B-type substrate for purposes of designation, was provided as one substrate.

A nickel-base superalloy capable of being cast as a single crystal by directional solidification and conforming to that described in copending, co-assigned patent application Serial No. 307,819, filed October 2, 1981, i.e., consisting essentially of, by weight, 7 to 12% Cr, 1 to 5% Mo, 3 to 5% Ti, 3 to 5% Al, 5 to 15% Co, 3 to 12% W, 2 to 6% Ta, up to 10% Re, up to 2% Cb, up to 3% V, up to 2% Hf, balance nickel and incidental impurities, further characterized by the substantial absence of B, and Zr and wherein the Al:Ti ratio is maintained the range of about 0.5 to about 1 while maintaining the Cr:Al ratio in the range of about 1.5 to 4 was provided as a second substrate and is hereinafter referred to as the "N" or N-type substrate for purposes of designation. More specifically, the composition of the second substrate material was,

nominally, by weight, 9.3% Cr, 7.5% Co, 3.7% Al, 4% Ta, 4.2% Ti, 1.5% Mo, 6% W, 0.5% Nb, the balance nickel plus incidental impurities.

5 For comparison, separate substrates of the above-described B-type and N-type were also provided with a coating typically used heretofore to enhance the resistance of such substrates to environmental degradation. In this case, the coating material selected was a NiCoCrAlY (Ni-23Co-18Cr-12.5Al-0.3Y) of  
10 the type described in U.S. Patent 3,928,026, which patent is herein incorporated by reference. All coatings of the NiCoCrAlY type were deposited by a commercial vendor using the physical vapor deposition (PVD) process described in the aforementioned 3,928,026.  
15 patent.

Prior to coating deposition, the B-type substrates were solution treated at 2325° F for two hours and the N-type substrates were solution treated at 2310° F for two hours irrespective of the coating to  
20 be applied. The process of applying the NiCoCrAlY type coatings has been described above. The 6M coatings were applied by the above-described LPPD plasma spray process. For the B-type substrates, a commercially available standard internal feed plasma spray gun and  
25 the process parameters of Table II were used. For the N-type substrates, a commercially available standard external feed plasma spray gun and the process parameters of Table III were used.




TABLE II

LPPD PLASMA SPRAY PROCESS PARAMETERS (6M COATINGS ON B-TYPE SUBSTRATES)		
5	Gun-to-Substrate Distance	14-16 inches
	Voltage	50 volts nominal
	Current	1350 amps nominal
	Primary Gas/Rate	Argon/175-180 std. l./min.
	Secondary Gas/Rate	Helium/35-50 std. l./min.
10	Carrier Gas/Rate	Argon/15 std. l./min.
	Powder Feed Rate	25-30 lbs./hr.
	Powder Size	-400 mesh (37 $\mu$ ) nominal
	Chamber Pressure	60 torr nominal

TABLE III

LPPD PLASMA SPRAY PROCESS PARAMETERS (6M COATINGS ON N-TYPE SUBSTRATES)		
15	Gun-to-Substrate Distance	12-15 inches
	Voltage	50 volts nominal
	Current	800 amps nominal
	Primary Gas/Rate	Argon/50 std. l./min.
	Secondary Gas/Rate	Hydrogen/6 std. l./min.
20	Carrier Gas/Rate	Argon/1 std. l./min.
	Powder Feed Rate	10 lbs./hr.
	Powder Size	-400 mesh (37 $\mu$ ) nominal
	Chamber Pressure	30-40 torr

To optimize the properties of the substrates, all coated substrates were subjected to a post-deposition heat treatment which typically consisted of a first age at 1975° F for 2-8 hours followed by a second age at 1650° F for 4-16 hours. At this stage, the coatings are referred to as "as-deposited" coatings. The structure of the B-type substrate is one of an aligned eutectic (TaC) fibrous reinforcing phase in a  $\gamma/\gamma'$  matrix while the structure of the N-type substrate is one of  $\gamma'$  precipitates in a  $\gamma$  matrix.

Table IV presents the results of cyclic oxidation tests on pin-like specimens conducted under the conditions shown in the table using a natural gas flame at the velocities shown in the table. The specimens were rotated for uniform exposure and cycled out of the flame 1 or 6 times per hour to cool the specimens to about 800° F. Failure is defined as penetration of the coating to the extent that (substrate) oxidation begins to occur. Hot corrosion testing was conducted at 1700° F using a JP-5 fuel-fired flame with 5 ppm salt added to the combustion products. The specimens were rotated for uniform exposure and cycled out of the flame once every hour.

It may be seen from Table IV that the alloy of the invention as a coating provides good protection to both substrates, and particularly to the B-type substrate. The oxidation resistance provided by the alloy of the invention is somewhat greater than would be expected based on a study of its overall composition. These unexpected properties are attributed to the absence of titanium and the presence of hafnium in combination with the slightly higher-than-usual aluminum content (6%) and a proper

balance of carbon and the other refractory elements. This balance of elements helps form and maintain a protective alumina scale when exposed in air. Although having lower resistance to hot corrosion than

- 5 NiCoCrAlY, the alloy of the invention as a coating provides acceptable environmental protection against hot corrosion, i.e., greater than 540 hours life on B-type substrates (test terminated prior to failure) and 1000 hours on N-type substrates.

10

TABLE IV

CYCLIC OXIDATION TESTS			
TEST CONDITIONS	SUBSTRATE TYPE	COATING	TIME TO FAILURE (hrs)
15 2200° F, Mach 1 Gas Velocity, Cycled to 800° F once/hr	B	6M	Test terminated after 300 hrs.- no failures
20 2100° F, Mach 0.05 Gas Velocity, Cycled to 800° F 6X/hr.	B	NiCoCrAlY	500
	B	6M	500
25 2075° F, Mach 1 Gas Velocity, Cycled to 800° F once/hr.	N	NiCoCrAlY	500
	N	6M	325

The coated specimens were evaluated metallographically to determine the extent of interaction between the coatings and the substrate. The results are given in Table V which lists the extent, if any, of the denuded and platelet formation zones, the sum of which comprise the interaction zone, following exposure in the oxidation tests at the temperatures and for the times shown. Platelets,

TABLE V

AVERAGE DEPTH OF INTERACTION ZONE FOLLOWING OXIDATION TESTING				
COATING/ SUBSTRATE	EXPOSURE (hrs./°F)	DENUDED (mils)	PLATELET (mils)	TOTAL (mils)
NiCoCrAlY/B	500/2100	6.0	5.0	11.0
6M/B	500/2100	2.4	1.4	3.8
NiCoCrAlY/N	400/2075	1.3	2.7	4.0
6M/N	550/2075	0.9	0	0.9

such as those shown in Figures 3 and 7 for NiCoCrAlY on the B and N-type substrates, respectively, are a result of the interdiffusion of elements between the coating

and the substrate, i.e., a chemical incompatibility between the coating and the substrate. The platelets are undesirable due to their needle-like morphology and brittleness. The denuded zone, also shown in Figures 3 and 7, is a zone which has been depleted of  $\gamma'$  due to the diffusion of elements from the substrate to the coating, leaving a weakened, primarily  $\gamma$  matrix.

Reference to Figures 2 and 6 show that in the as-deposited condition there is virtually no interaction zone formed between the 6M coating and either the B-type or N-type substrates. A slight interaction zone, however, is evident in Figures 1 and 5 between the NiCoCrAlY coating and both the B-type and N-type substrates.

Reference to Figures 3 and 4, and Table V, shows that after 500 hours exposure at 2100° F in the oxidation test an interaction zone has formed between the NiCoCrAlY coating and the B-type substrate which is about three times deeper than the interaction zone formed between the 6M coating and the B-type substrate. Further, about 45% of the interaction zone in the NiCoCrAlY/B pair is of the deleterious platelet phase.

Similarly, reference to Figures 7 and 8, and Table V, shows that after 400 hours exposure at 2075° F in the oxidation test an interaction zone has formed between the NiCoCrAlY coating and the N-type substrate which is deeper than about four times the interaction zone formed between the 6M coating and the N-type substrate, even though the 6M/N pair was tested for about a 40% longer period of time. About 70% of the interaction zone in the NiCoCrAlY/N pair is of the deleterious platelet phase.

In addition to the unique combination of reduced diffusional interaction and good environmental

ORIGINAL  
RAD ORIGINAL

resistance, the alloy of the invention also possesses high temperature strength superior to NiCoCrAlY. Elevated temperature tensile tests on very thick (~1/2 inch) deposits of the NiCoCrAlY and 6M-type alloys showed that at 1800° F the ultimate tensile strength (UTS) of the materials was about 7 and 30 ksi, respectively, while at 2000° F the UTS of the materials was about 3 and 7, respectively. The higher strength of the 6M-type alloy is expected to result in greatly improved resistance to thermal/mechanical fatigue cracking.

Since the alloy of the invention is itself a superalloy, the difference in the coefficient of thermal expansion ( $\alpha$ ) between the alloy of the invention and nickel-base superalloy substrates is less than that between NiCoCrAlY and the same superalloy substrates. The smaller difference in  $\alpha$  reduces the stresses imposed on a coating alloy in service, and thereby reduces the propensity for coating spallation and thermal fatigue cracking.

Thus, the low propensity of the alloy of the invention to form interaction zones, and particularly its low propensity to form platelets, plus its higher strength and thermal expansion compatibility with superalloy substrates makes the alloy of the invention a coating which is truly chemically and physically compatible with nickel-base superalloy substrates, in addition to providing the environmental resistance required in severe high pressure, high temperature turbine environments.

It has also been found that the novel alloys of this invention are useful as thicker, built-up deposits applied to selected regions of aircraft gas turbine engine components, such as the tip portions of rotating blades or stationary vanes, or for purposes of



repairing nicked or damaged regions as typically occur on such components as airfoils. In that respect, the alloys of the invention are more in the nature of a superalloy from which components are made, e.g.,  
5 structural or weight-carrying alloys, and less in the nature of coatings. The changes required in the plasma spraying process to effect the build-up of thicker deposits, as opposed to thin coatings, are well within the knowledge and expertise of those ordinarily skilled  
10 in the plasma spraying arts.

It will be understood that various changes and modifications not specifically referred to herein may be made in the invention herein described, and to its : uses herein described, without departing from the  
15 spirit of the invention particularly as defined in the following claims.

What is desired to be secured by Letters Patent of the United States is the following.

CLAIMS

1. A composition for application to nickel-base superalloy substrates consisting essentially of, by weight, 1 to 10% cobalt, 1 to 12% chromium, 5 to 8% aluminum, 1 to 10% tantalum, 1 to 10% tungsten, 0 to 3% rhenium, 0 to 2% molybdenum, 0.1 to 2% hafnium, 0.005 to 0.1% boron, 0.005 to 0.25% carbon, the balance nickel and incidental impurities.

2. The composition of claim 1 consisting essentially of, by weight, 1 to 6% cobalt, 7 to 10% chromium, 5 to 7% aluminum, 4 to 6% tantalum, 3.5 to 5.5% tungsten, 0 to 3% rhenium, 0 to 2% molybdenum, 0.5 to 1.5% hafnium, 0.005 to 0.025% boron, 0.005 to 0.25% carbon, the balance nickel and incidental impurities.

3. The composition of claim 2 consisting essentially of, by weight, 3.8 to 4.2% cobalt, 8.3 to 8.7% chromium, 5.8 to 6.2% aluminum, 4.7 to 5.3% tantalum, 4.2 to 4.8% tungsten, 1.2 to 1.8% rhenium, 1.3 to 1.7% molybdenum, 0.7 to 1.1% hafnium, 0.005 to 0.02% boron, 0.005 to 0.2% carbon, the balance nickel and incidental impurities.

4. A high temperature oxidation and corrosion resistant coated nickel-base superalloy article characterized by high coating-substrate compatibility, said article comprising:

- (a) a nickel-base superalloy or nickel-base eutectic superalloy substrate, and
- (b) a coating providing at least a portion of the outer surface of said article, said coating consisting essentially of, by weight, 1 to 10% cobalt, 6 to 12% chromium, 5 to 8% aluminum, 1 to 10% tantalum, 1 to 10% tungsten, 0 to 3% rhenium, 0 to 2%

15 molybdenum, 0.1 to 2% hafnium, 0.005 to 0.1% boron, 0.005 to 0.25% carbon, the balance nickel and incidental impurities.

5 5. The article of claim 4 wherein said coating consists essentially of, by weight, 1 to 6% cobalt, 7 to 10% chromium, 5 to 7% aluminum, 4 to 6% tantalum, 3.5 to 5.5% tungsten, 0 to 3% rhenium, 0 to 2% molybdenum, 0.5 to 1.5% hafnium, 0.005 to 0.025% boron, 0.005 to 0.25% carbon, the balance nickel and incidental impurities.

5 6. The article of claim 5 wherein said coating consists essentially of, by weight, 3.8 to 4.2% cobalt, 8.3 to 8.7% chromium, 5.8 to 6.2% aluminum, 4.7 to 5.3% tantalum, 4.2 to 4.8% tungsten, 1.2 to 1.8% rhenium, 1.3 to 1.7% molybdenum, 0.7 to 1.1% hafnium, 0.005 to 0.02% boron, 0.005 to 0.2% carbon, the balance nickel and incidental impurities.

5 7. The article of claim 4 wherein said substrate comprises a composite of a nickel-base superalloy matrix and an aligned fibrous monocarbide eutectic reinforcing phase embedded in said matrix, the substrate consisting essentially of, by weight, at least an amount in excess of an impurity amount up to 0.02% of boron, 0 to 9% rhenium, 0 to <0.8% titanium, 0 to 20% chromium, 0 to 10% aluminum, 3 to 15% tantalum, 0.1 to 1% carbon, 0 to 20% cobalt, 0 to 20% tungsten, 0 to 7% vanadium, 0 to 10% molybdenum, 0 to 3% columbium, 0 to 3% hafnium, 0 to 1.5% zirconium, the balance nickel and incidental impurities.

10 8. The article of claim 7 wherein said substrate consists essentially of about, by weight, 0.01% boron, 6.44% rhenium, 3.84% chromium, 5.34% aluminum, 11.37% tantalum, 0.43% carbon, 3.8% cobalt,

5 4.33% tungsten, 3.01% molybdenum, the balance nickel and incidental impurities.

9. The article of claim 4 wherein said substrate comprises an improved nickel-base superalloy capable of being cast as a single crystal by directional solidification consisting essentially of,  
5 by weight, 7 to 12% chromium, 1 to 5% molybdenum, 3 to 5% titanium, 3 to 5% aluminum, 5 to 15% cobalt, 3 to 12% tungsten, 2 to 6% tantalum, up to 10% rhenium, up to 2% columbium, up to 3% vanadium, up to 2% hafnium, the balance nickel and incidental impurities, further  
10 characterized by the substantial absence of carbon, boron, and zirconium, the alloy having an Al:Ti ratio in the range of about 0.5 to about 1 while maintaining the Cr:Al ratio in the range of about 1.5 to 4.

10. The article of claim 9 wherein said substrate consists essentially of, by weight, about 9.3% chromium, 7.5% cobalt, 3.7% aluminum, 4% tantalum, 4.2% titanium, 1.5% molybdenum, 6% tungsten, 0.5%  
5 niobium, the balance nickel and incidental impurities.

11. A composite article of manufacture comprising:

- (i) a nickel-base superalloy or nickel-base eutectic  
5 superalloy substrate, and
- (ii) one or more thick, built-up regions integral with said substrate, said regions providing at least a portion  
10 of the outer surface of said article, said regions having a composition consisting of, by weight, 1 to 10% cobalt, 6 to 12% chromium, 5 to 8%

15 aluminum, 1 to 10% tantalum, 1  
to 10% tungsten, 0 to 3%  
rhenium, 0 to 2% molybdenum,  
0.1 to 2% hafnium, 0.005 to  
0.1% boron, 0.005 to 0.25%  
20 carbon, the balance nickel and  
incidental impurities.

12. The composite article of claim 11 wherein  
said regions have a composition consisting essentially  
of, by weight, 1 to 6% cobalt, 7 to 10% chromium, 5 to  
7% aluminum, 4 to 6% tantalum, 3.5 to 5.5% tungsten, 0  
5 to 3% rhenium, 0 to 2% molybdenum, 0.5 to 1.5% hafnium,  
0.005 to 0.025% boron, 0.005 to 0.25% carbon, the  
balance nickel and incidental impurities.

13. The composite article of claim 12 wherein  
said regions have a composition consisting essentially  
of, by weight, 3.8 to 4.2% cobalt, 8.3 to 8.7%  
chromium, 5.8 to 6.2% aluminum, 4.7 to 5.3% tantalum,  
5 4.2 to 4.8% tungsten, 1.2 to 1.8% rhenium, 1.3 to 1.7%  
molybdenum, 0.7 to 1.1% hafnium, 0.005 to 0.02% boron,  
0.005 to 0.2% carbon, the balance nickel and incidental  
impurities.

14. The article of claim 11 wherein said  
substrate comprises a composite of a nickel-base  
superalloy matrix and an aligned fibrous monocarbide  
eutectic reinforcing phase embedded in said matrix, the  
5 substrate consisting essentially of, by weight, at  
least an amount in excess of an impurity amount up to  
0.02% of boron, 0 to 9% rhenium, 0 to <0.8% titanium, 0  
to 20% chromium, 0 to 10% aluminum, 3 to 15% tantalum,  
0.1 to 1% carbon, 0 to 20% cobalt, 0 to 20% tungsten, 0  
10 to 7% vanadium, 0 to 10% molybdenum, 0 to 3%  
columbium, <0.15% hafnium, 0 to 1.5% zirconium, the  
balance essentially nickel and incidental impurities.

0194392

15. The article of claim 14 wherein said substrate comprises a composite of a nickel-base superalloy matrix and an aligned fibrous monocarbide eutectic reinforcing phase embedded in said matrix, the substrate consisting essentially of about, by weight, 0.01% boron, 6.44% rhenium, 3.84% chromium, 5.34% aluminum, 11.37% tantalum, 0.43% carbon, 3.8% cobalt, 4.33% tungsten, 3.01% molybdenum, the balance nickel and incidental impurities.


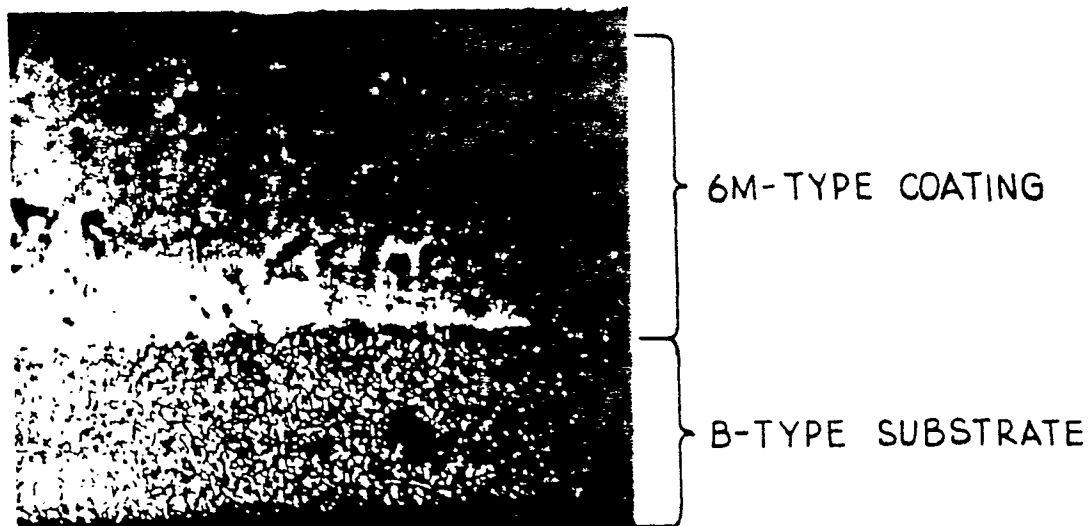
16. The article of claim 11 wherein said substrate comprises an improved nickel-base superalloy capable of being cast as a single crystal by directional solidification consisting essentially of, by weight: 7 to 12% chromium, 1 to 5% molybdenum, 3 to 5% titanium, 3 to 5% aluminum, 5 to 15% cobalt, 3 to 12% tungsten, 2 to 6% tantalum, up to 10% rhenium, up to 2% columbium, up to 3% vanadium, up to 2% hafnium, balance nickel and incidental impurities, and further characterized by the substantial absence of carbon, boron, and zirconium, the alloy having an Al:Ti ratio in the range of about 0.5 to about 1 while maintaining the Cr:Al ratio in the range of about 1.5 to 4.

17. The article of claim 16 wherein said substrate comprises an improved nickel-base superalloy capable of being cast as a single crystal by directional solidification consisting essentially of, by weight: about 9.3% chromium, 7.5% cobalt, 3.7% aluminum, 4% tantalum, 4.2% titanium, 1.5% molybdenum, 6% tungsten, 0.5% niobium, the balance nickel and incidental impurities.

18. The claim 11 article wherein said substrate is an aircraft gas turbine engine rotatable blade or stationary vane and said deposit is the tip portion thereof.

SSS/j

11/23/83

**Fig 1****Fig 2**

**Fig 3**

NiCoCrAlY COATING

DENUDED ZONE

PLATELET ZONE

INTERACTION ZONE

B-TYPE SUBSTRATE

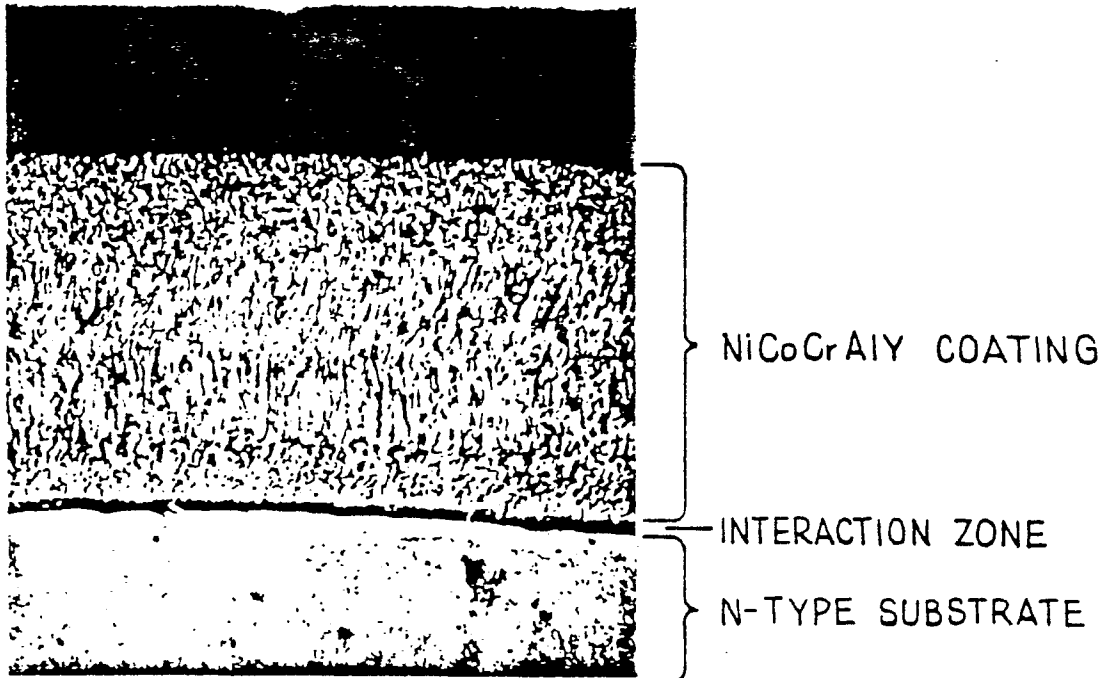

**Fig 4**

6M-TYPE COATING

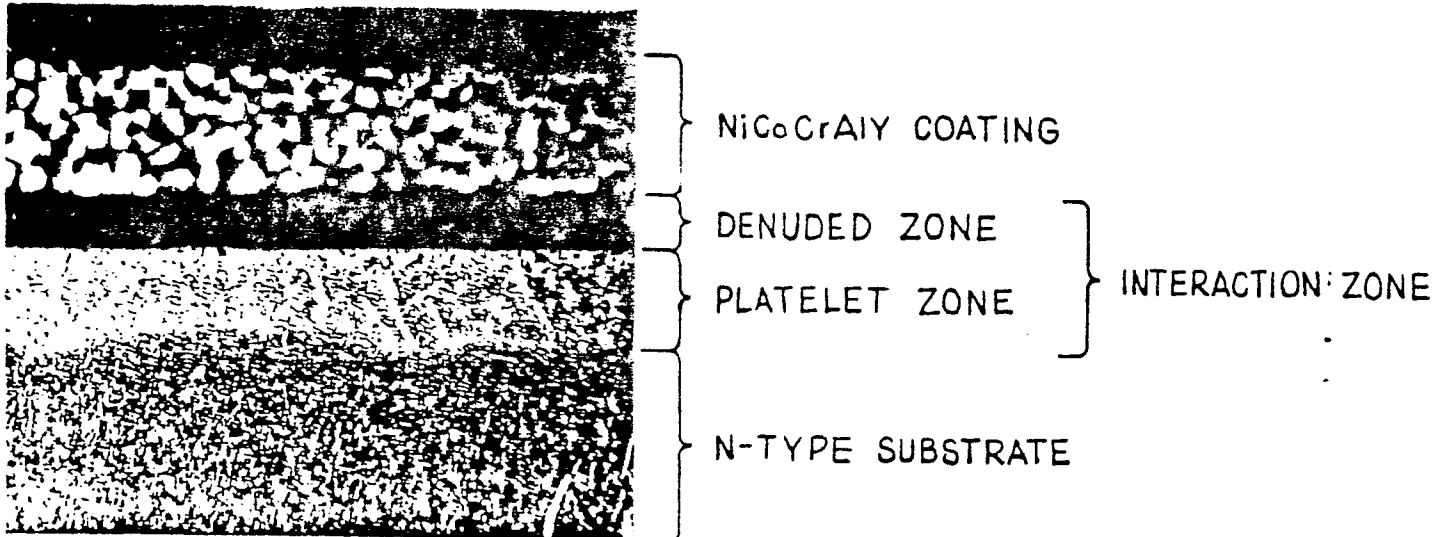

INTERACTION ZONE

B-TYPE SUBSTRATE



**Fig 5****Fig 6**

4/4

**Fig 7****Fig 8**



DOCUMENTS CONSIDERED TO BE RELEVANT			
Category	Citation of document with indication, where appropriate, of relevant passages	Relevant to claim	CLASSIFICATION OF THE APPLICATION (Int. Cl. 4)
X	FR-A-2 503 189 (HOWMET TURBINE CORP.) * Claims 1,4,14,26,27,28-31; page 16, lines 21-26 *	1-18	C 23 C 30/00 C 23 C 4/08 C 22 C 19/05
A	FR-A-2 457 907 (HOWMET TURBINE CORP.) * Claims 1,2,7,12-16 *	1-4,11 -13,18	
A	US-A-4 459 160 (ROLLS-ROYCE) * Claims 1-4 *	5-10, 14-18	
A	US-A-3 896 547 (L. KULWIEC)		
A	THIN SOLID FILMS, vol. 84, 6th-10th April 1982, pages 49-58, Metallurgical and protective coatings, Conference on Metallurgical Coatings, San Francisco, CA, US, Elsevier, Netherlands; F.J. PENNISI et al.: "Improved plasma-sprayed Ni-Co-Cr-Al-Y and Co-Cr-Al-Y coatings for aircraft gas turbine applications"		TECHNICAL FIELDS SEARCHED (Int. Cl. 4)  C 23 C C 23 D C 22 C
The present search report has been drawn up for all claims			
Place of search THE HAGUE		Date of completion of the search 12-09-1985	Examiner ELSEN D.B.A.
<p><b>CATEGORY OF CITED DOCUMENTS</b></p> <p>X : particularly relevant if taken alone Y : particularly relevant if combined with another document of the same category A : technological background O : non-written disclosure P : intermediate document</p> <p>T : theory or principle underlying the invention E : earlier patent document, but published on, or after the filing date D : document cited in the application L : document cited for other reasons &amp; : member of the same patent family, corresponding document</p>			