

12

# **EUROPEAN PATENT APPLICATION**

21 Application number: **89630022.5**

51 Int. Cl.4: **A 41 D 15/04**  
**A 63 H 3/00, A 63 H 3/02**

22 Date of filing: **02.02.89**

30 Priority: **02.02.88 IL 85297**

43 Date of publication of application:  
**09.08.89 Bulletin 89/32**

84 Designated Contracting States:  
**AT BE CH DE ES FR GB GR IT LI LU NL SE**

71 Applicant: **Avital, Iko**  
**26 Hahayal Street**  
**Ra'anana (IL)**

**Avital, Noni**  
**26 Hahayal Street**  
**Ra'anana (IL)**

72 Inventor: **Avital, Iko**  
**26 Hahayal Street**  
**Ra'anana (IL)**

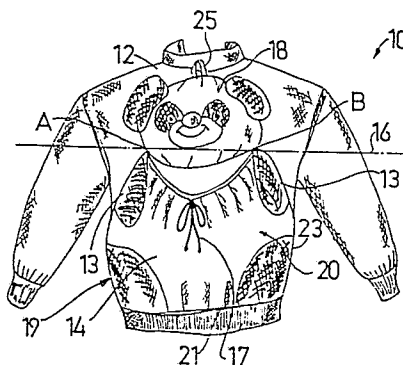
**Avital, Noni**  
**26 Hahayal Street**  
**Ra'anana (IL)**

74 Representative: **Schmitz, Jean-Marie et al**  
**OFFICE DENNEMEYER S.à.r.l. P.O. Box 1502**  
**L-1015 Luxembourg (LU)**

54 **A product convertible from an article of clothing to a fanciful figure and vice versa.**

57 A product (10) convertible from an article of clothing to a fanciful figure comprising a first flexible portion (12) having a clothing-like configuration and a second flexible portion (14) having a fanciful figure-like configuration and being joined to the first portion (12) along a common axis (16) and defining a pocket for storing the first portion (12) when the product (10) is in a fanciful figure mode.

FIG. 1A



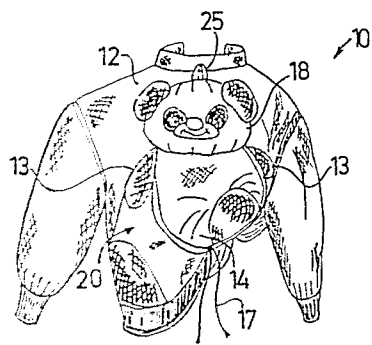


FIG. 1B

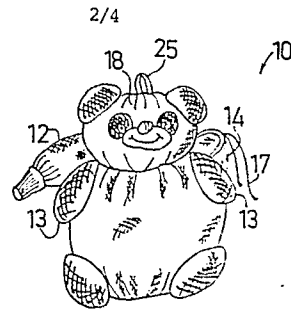


FIG. 1D

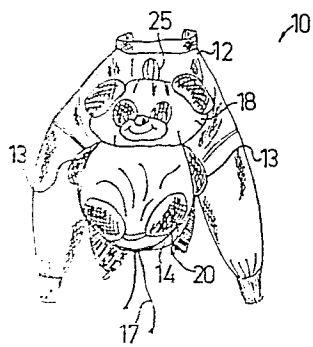


FIG. 1C

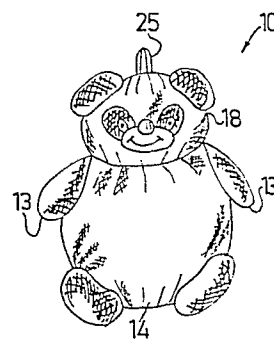


FIG. 1E

## Description

### FIELD OF THE INVENTION

The present invention relates generally to fanciful figures and particularly to fanciful figures that are also intended for use as clothing.

### BACKGROUND OF THE INVENTION

Different types of fanciful figures are known, and among them, fanciful figures which are also intended to be used as clothing.

In U.S. Patent No. 1,575,263 to Guglielmi there is disclosed a combined robe and doll comprising an elongate portion of fabric having a doll formed thereon, the portion of fabric, in addition to constituting a doll accessory, also being operative to serve as a child's wrap or a carriage robe.

In U.S. patent No. 1,007,922 to Cohen there is disclosed a doll which also functions as a hand warmer.

### SUMMARY OF THE INVENTION

It is an aim of the present invention to provide a three-dimensional fanciful figure intended for conversion into an article of clothing. It is also an aim of the present invention to provide an article of clothing mode that is intended for conversion into a three-dimensional fanciful figure.

There is thus provided in accordance with a preferred embodiment of the present invention, a product convertible from an article of clothing to a fanciful figure comprising a first flexible portion having a clothing-like configuration and a second flexible portion having a fanciful figure-like configuration and being joined to said first flexible portion, the first and second flexible portions being configured and arranged whereby the first flexible portion may be contained within the second flexible portion and provide filling therefor, such that the second flexible portion defines a stuffed toy.

In accordance with a further preferred embodiment of the present invention, there is provided a convertible article convertible from a wearing apparel mode to a three-dimensional fanciful figure mode and vice versa, the convertible article comprising in combination a garment structure having first and second surfaces, the first and second surfaces comprising, respectively, inner and outer surfaces when the convertible article assumes the apparel mode, a pocket on the garment structure having an accessible opening, the opening being sized to permit passage therethrough of, and the pocket being sized to accommodate therewithin, substantially the entire portion of the garment structure not forming part of the pocket, the pocket comprising an interior surface which resembles in its appearance at least a portion of the fanciful figure which interior surface, when the pocket is turned inside out,

becomes an exterior surface.

### BRIEF DESCRIPTION OF THE DRAWINGS

The present invention will be understood and appreciated from the following detailed description taken in conjunction with the drawings, in which:

Figs. 1A to 1E show successive stages of conversion of a product that is convertible from an article of clothing into a three-dimensional fanciful figure, and constructed in accordance with a preferred embodiment of the invention;

Figs. 2A to 2E show successive stages of conversion of the product shown in Figs. 1A to 1E from the fanciful figure mode back into the article of clothing mode; and

Fig. 3 shows a product convertible from an article of clothing into a fanciful figure and from the fanciful figure back into the article of clothing, designed and constructed in accordance with an alternative embodiment of the invention.

### DETAILED DESCRIPTION OF THE INVENTION

Referring to Figs. 1A to 2E there is shown a product, referenced generally 10, adapted for conversion from an article of clothing, such as a jacket, as shown in Fig. 1A, to a three-dimensional fanciful figure as shown in Fig. 1E, and which is also adapted for conversion from a fanciful figure as shown in Fig. 2A, to an article of clothing, as shown in Fig. 2E.

Product 10 comprises a first material portion 12 having a garment-like configuration and a second material portion 14 having a fanciful figure-like configuration, the first and second portions being joined together at points A and B (Fig. 1A) lying on an axis 16.

According to the shown embodiment, second portion 14 is also attached to first portion 12 along a seam which extends, as shown, for example, in Fig. 1A, downward from point A on axis 16 and along side 19 of portion 14, along bottom edge 21, and up along side 23 to point B.

It will, therefore, be appreciated that second portion 14 comprises a pouch or pocket in which first portion 12 is accommodated when product 10 is in a fanciful figure mode, as shown in Figs. 1E and 2A. A drawstring 17 is also provided so as to facilitate closure of the pouch when first portion 12 is accommodated therewithin. Alternatively, any other suitable closure means, such as a piece of elastic, may be provided for this purpose.

According to the shown embodiment of the invention, a third portion 18, here shown in the form of the three-dimensional head of a fanciful figure, is joined to the product, also along axis 16, as are

appendages 13, such as arms, of the fanciful figure. Alternatively, third portion 18 and appendages 13 may be configured to outwardly resemble any other desired feature of a desired fanciful figure, such as a hat or legs, respectively.

It will be appreciated in the shown embodiment, that second portion 14 is reversible and that a first side 20 thereof, shown facing outwards in Fig. 1A, wherein the product is shown in its clothing mode, faces inwards when the product is in a fanciful figure mode. A second side 22 of portion 14, the external appearance of which side may be configured to resemble at least a portion of a fanciful figure, faces outwards when the product is in a fanciful figure mode, as shown in Fig. 2A, and faces inwards when the product is in a clothing mode. According to a preferred embodiment of the invention, second portion 14 is, therefore, formed of two similarly-shaped pieces of material.

Denoted by reference numeral 25 is a loop, which in the shown embodiment, is attached to third portion 18 and by which product 10 may be suspended from a hook when in either the fanciful figure or the clothing mode. It will be appreciated that hook 25 is useful not only as a means of storing product 10, but also as a means of displaying the product, for example, in a store.

With further reference to Figs. 1A to 1E, the steps of conversion of product 10 from an article of clothing to a fanciful figure will be described.

In Fig. 1A, product 10 is in a garment, such as a jacket, mode. In order to convert product 10 into a fanciful figure, shown here as a panda, a bottom corner of the jacket portion is initially inserted into a partially formed pouch, formed by partially inverting second portion 14, as shown in Fig. 1B.

As the pouch is further inverted, i.e. the inside surface thereof is caused to face outward and the outside surface thereof is caused to face inward, more of the jacket portion is inserted therewithin, as shown in Figs. 1C and 1D, until finally, the pouch is completely inverted, and completely envelops the jacket portion with the exception of those portions of the garment forming part of the pouch itself, as shown in Fig. 1E. It will be appreciated that the jacket portion effectively constitutes stuffing for the fanciful figure. Consequently, the opening to the pouch is designed to be sufficiently large so as to permit passage therethrough of substantially the entire garment structure with the exception of those portions of the garment forming part of the pouch itself, and the interior volume of the pouch is designed to be sufficiently large so as to permit accommodation of substantially the entire garment therewithin. Drawstring 17 may also be tied so as to secure the jacket portion inside the pouch.

With further reference to Figs. 2A to 2E, the steps of conversion of product 10 from a fanciful figure to an article of clothing will be described.

A rear view of product 10 is shown in Fig. 2A, the join along axis 16 between first portion 12, second portion 14 and third portion 18 being clearly shown. Initially, drawstring 17 is untied so as to enable removal of the jacket portion from the pouch. In Figs. 2B and 2C, first the arms 24 are removed from

the pouch, and then an upper portion 26 of the jacket is removed therefrom.

In Fig. 2D, one complete side of the jacket portion is shown to have been removed from the pouch as it is inverted and finally, in Fig. 2E, once the pouch has been completely inverted, product 10 is seen in its garment mode, as shown from the front in Fig. 1A. It will be appreciated that the inverted and now empty pouch constituted by second portion 14 may also be used as a backpack when product 10 is in use as a jacket if suitable straps are attached, at suitable locations, to second portion 14.

Referring briefly to Fig. 3 there is shown a product, referenced generally 30, intended for conversion from an article of clothing, such as a body suit, to a fanciful figure, similar to that shown in Fig. 1E, and which is also intended for conversion from a fanciful figure to an article of clothing.

Product 30 comprises a first material portion 32, in the shape of a body suit, and a second material portion 34, in the shape of a fanciful figure, which are joined together at points A and B (Fig. 3) lying on an axis 36.

According to the shown embodiment, second portion 34 is also attached to first portion 32 along a seam which extends downward from point A on axis 36 and along side 43 of portion 34, along bottom edge 41, and up along side 39 to point B. Product 30 is convertible from an article of clothing to a fanciful figure and back again, in similar fashion to product 10 described above in conjunction with Figs. 1A to 2E, and, therefore, neither the product nor steps of converting the product are described in detail below.

It will be appreciated by persons skilled in the art that the present invention is not limited to the exemplary embodiments shown and described hereinabove. The scope of the invention is limited, rather, solely by the claims, which follow:

## Claims

1. A product convertible from an article of clothing to a fanciful figure comprising;  
a first flexible portion having a clothing-like configuration; and  
a second flexible portion having a fanciful figure-like configuration and being joined to said first flexible portion along a common axis and defining a pocket for storing said first portion when said product is in a fanciful figure mode.

2. A product according to claim 1 and wherein said product is also convertible from said fanciful figure to said article of clothing.

3. A product according to claim 2, and wherein said second portion is joined to said first portion along the axis at first and second location defined thereon, said first and second locations being spaced apart so as to define an opening therebetween, said second portion being further joined to said first portion at locations thereon not lying on the axis.

4. A product according to claim 3, and wherein said second flexible portion is rever-

sible and defines;

a first surface that faces outwards when said product is in a fanciful figure mode and that faces inwards when said product is in a clothing mode and

a second surface that faces outwards when said product is in a clothing mode and that faces inwards when said product is in a fanciful figure mode.

5. A product according to claim 4, and wherein said second flexible portion comprises first and second portions of flexible material joined together which define, respectively, said first and second surfaces.

6. A product according to claim 4, and also including at least one additional portion defining a feature of said fanciful figure, joined to said first and second portions along said axis.

7. A convertible article convertible from a wearing apparel mode to a three-dimensional fanciful figure mode and vice versa, said convertible article comprising in combination a garment structure having first and second surfaces, said first and second surfaces comprising, respectively, inner and outer surfaces when said convertible article assumes said apparel mode, a pocket on said garment structure having an accessible opening, said opening being sized to permit passage therethrough of, and said pocket being sized to accommodate therewithin, substantially the entire portion of said garment structure not forming part of said pocket, said pocket comprising an interior surface which resembles in its appearance at least a portion of said fanciful figure which interior surface, when said pocket is turned inside out, becomes an exterior surface.

8. A convertible article according to claim 7, wherein said pocket comprises a portion of said outer surface of said garment structure and a panel of generally identical dimensions laid thereupon and secured thereto along a curve adjacent to and substantially parallel with a first portion of the common perimeter of said panel and said portion of said outer surface, wherein a second portion of said perimeter defines a boundary of said accessible opening.

9. A convertible article according to claim 8 wherein said opening-boundary defining portion lies on a straight line when said panel is laid flat.

10. A convertible article according to claim 9, wherein a first appendage outwardly resembling a first three-dimensional figure of said fanciful figure is joined along said straight line to said garment structure and is articulable about said straight line as an axis for tucking into and out of said pocket when said article is in said wearing apparel mode.

11. A convertible article according to claim 8, wherein a second appendage outwardly resembling a second three-dimensional feature of said fanciful figure is joined to said garment structure along a line adjacent said opening-

boundary defining portion with said further feature being articulable about said line for tucking in and out of said pocket when said article is in said wearing apparel mode.

12. A convertible article according to claim 11, wherein the surface of said pocket panel which faces outwardly when said article is in said wearing apparel mode is configured to resemble at least a portion of said fanciful figure and to complement said further feature as an additional aspect of the body of said fanciful figure when said further feature is out of said pocket.

13. A convertible article according to claim 8, wherein a further three-dimensional feature of said fanciful figure is joined to said garment structure along a line adjacent said opening-boundary defining portion.

14. A convertible article according to claim 13, wherein said pocket panel has an outer surface when said article is in said wearing apparel mode which outer surface complements said further feature as an additional aspect of the body of said fanciful figure.

15. A convertible article according to claim 7, wherein said garment structure has the form of a jacket with sleeves, collar and body embracing parts when in said apparel mode.

16. A convertible article according to claim 15, wherein said fanciful figure includes a three-dimensional body part joined to said garment structure outside said pocket which cooperates with said three-dimensional features of the pocket interior walls to form said fanciful figure when in said fanciful figure mode.

17. A convertible article according to claim 16, wherein said three-dimensional body part has the form and appearance of the head of a creature, and arm-like appendages are joined to said garment structure adjacent said head as features of said fanciful figure.

18. A convertible article according to claim 10, wherein said garment structure has the form of a jacket with sleeves, collar and body embracing parts when in said apparel mode.

19. A convertible article according to claim 18, wherein said further three-dimensional feature has the form and appearance of the head of a creature.

20. A convertible article according to claim 19, wherein arm-resembling appendages are joined to said garment structure along said straight line adjacent said head as features of said fanciful figure.

21. A product convertible from an article of clothing to a fanciful figure comprising a first flexible portion having a clothing-like configuration and a second flexible portion having a fanciful figure-like configuration and being joined to said first flexible portion, said first and second flexible portions being configured and arranged whereby said first flexible portion may be contained within said second flexible portion and provide filling therefor, such that said second flexible portion defines a stuffed toy.

FIG. 1A

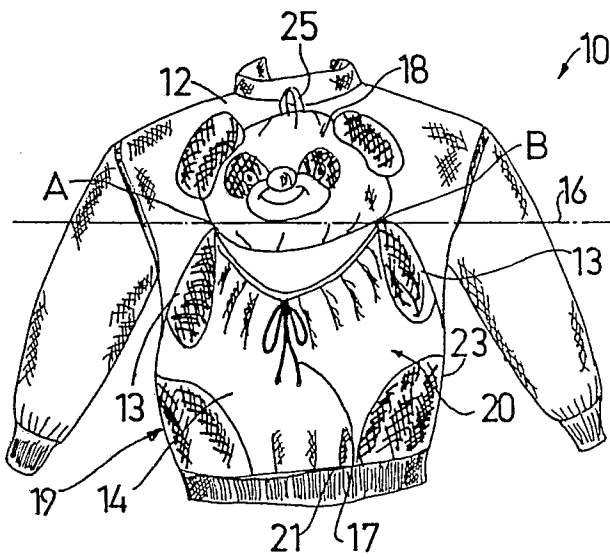


FIG. 1B

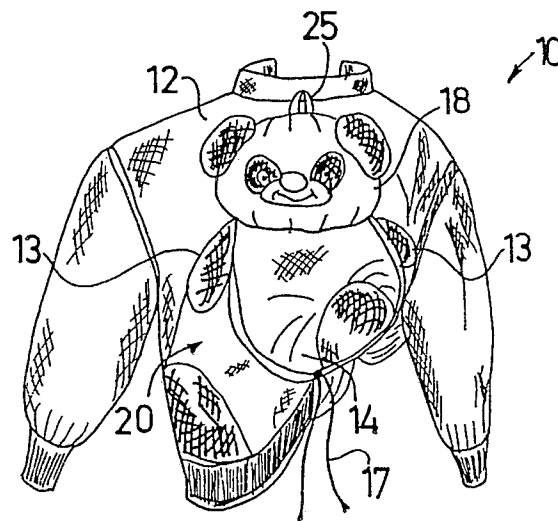


FIG. 1C

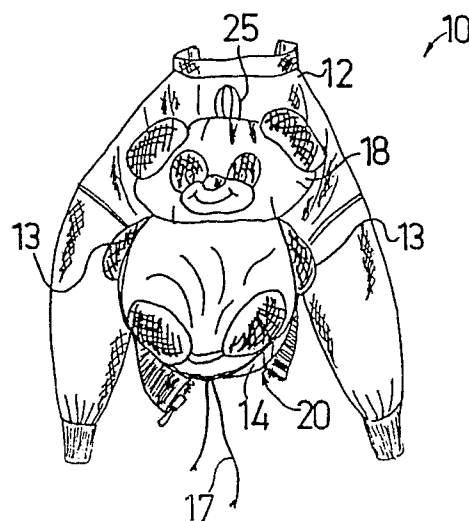


FIG. 1D

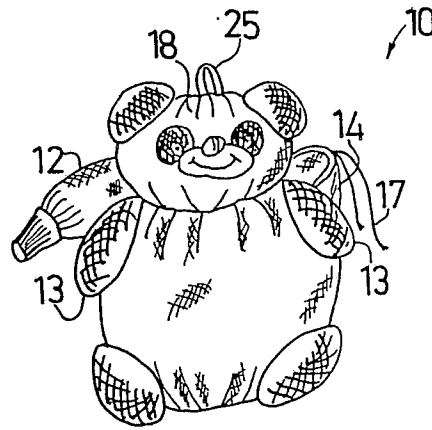


FIG. 1E

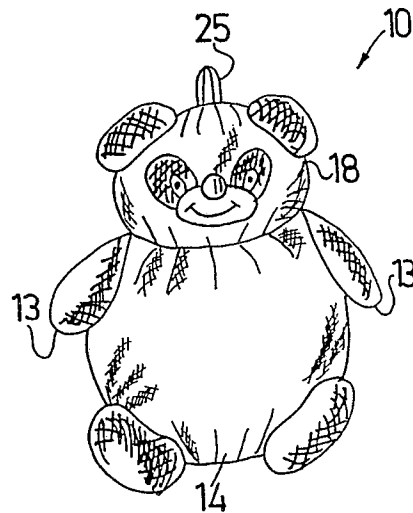
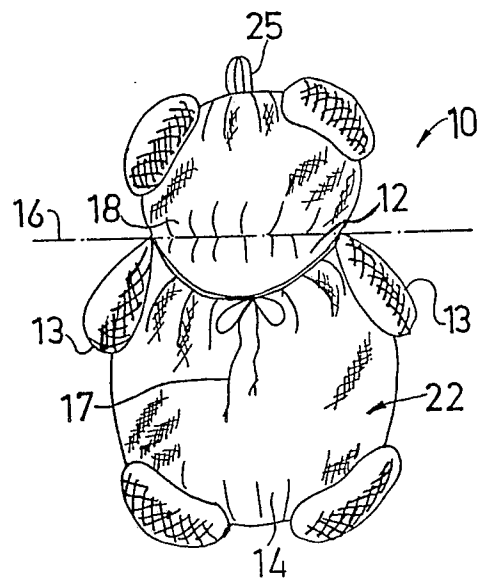


FIG. 2A



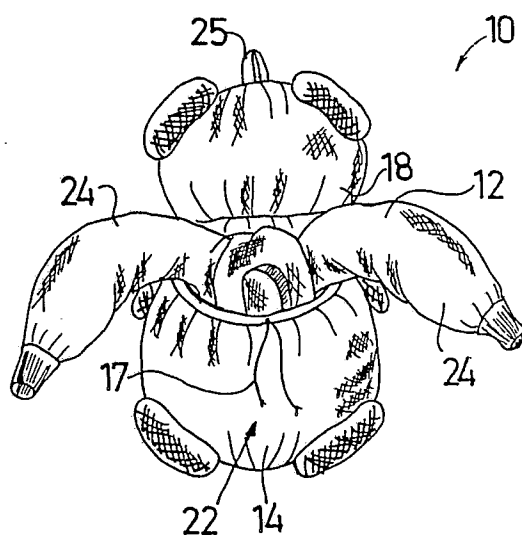


FIG. 2B

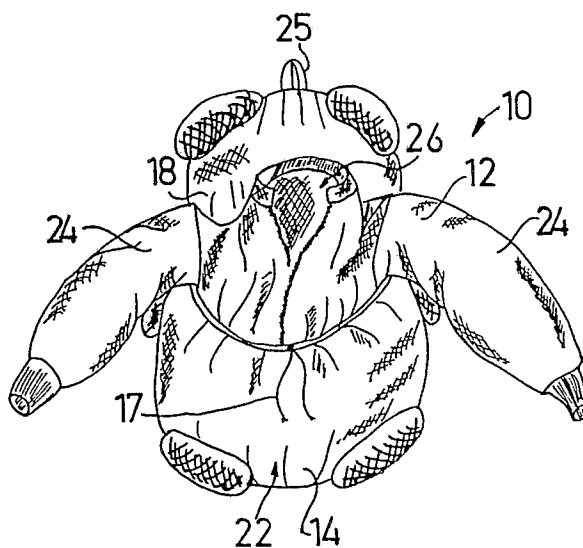


FIG. 2C

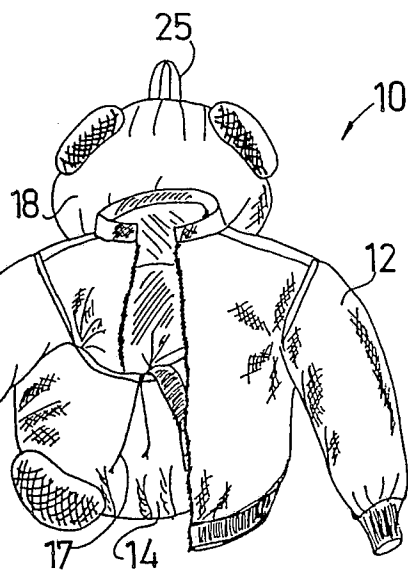


FIG. 2D



FIG. 2E

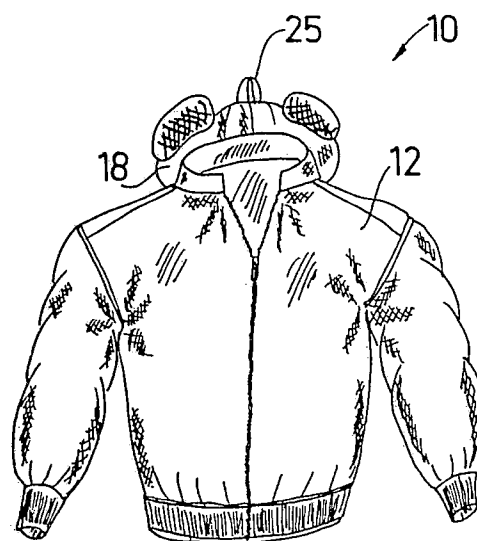
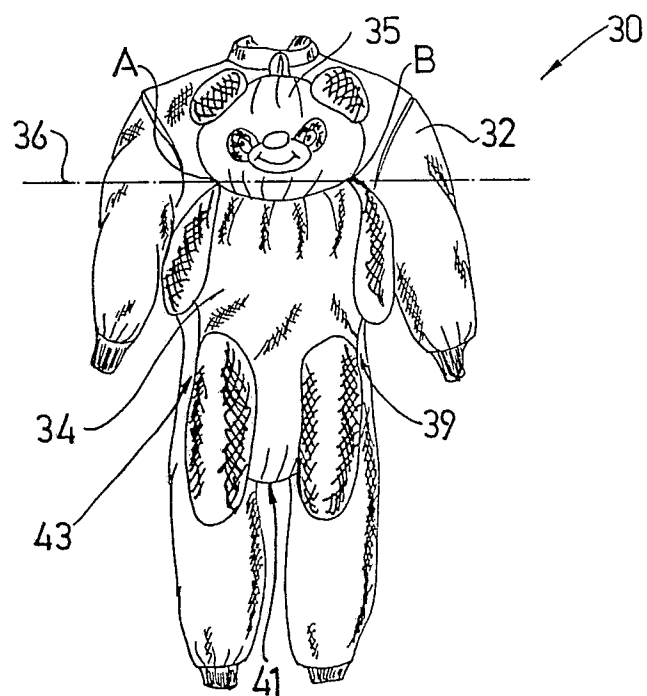


FIG. 3





DOCUMENTS CONSIDERED TO BE RELEVANT			
Category	Citation of document with indication, where appropriate, of relevant passages	Relevant to claim	CLASSIFICATION OF THE APPLICATION (Int. Cl.4)
Y	US-A-4543669 (KATZ) * the whole document *	1, 7, 21	A41D15/04 A63H3/00 A63H3/02
A	---	2-6, 8-20	
Y	US-A-4614505 (SCHNEIDER ET AL) * abstract; claims 1, 2; figures 1-4 *	1, 7, 21	
A	---	2-6, 8-20	
A	CA-A-1230970 (RONN CHAIN J.) * claims 1-12; figures 1--3 *	1-21	
A	US-A-4404687 (HAGER) * abstract; claims 1-16; figures 1-5 *	1-21	
A	US-A-4563159 (HILLS ET AL) * figures 1-7 *	1-21	
A	US-A-4590633 (PICKENS) * abstract; figures 1-3 *	1-21	
A	US-A-4404689 (DE WAN)		TECHNICAL FIELDS SEARCHED (Int. Cl.4)
A	US-A-4413442 (MC SWEENEY)		A41D A63H
The present search report has been drawn up for all claims			
Place of search THE HAGUE		Date of completion of the search 11 MAY 1989	Examiner KARIPIDOU C.
<b>CATEGORY OF CITED DOCUMENTS</b> X : particularly relevant if taken alone Y : particularly relevant if combined with another document of the same category A : technological background O : non-written disclosure P : intermediate document T : theory or principle underlying the invention E : earlier patent document, but published on, or after the filing date D : document cited in the application L : document cited for other reasons & : member of the same patent family, corresponding document			