

⑫

EUROPEAN PATENT APPLICATION

⑳ Application number: **89304596.3**

⑤① Int. Cl.4: **A 47 G 1/06**

㉔ Date of filing: **08.05.89**

③① Priority: **06.05.88 IE 582/88**

④③ Date of publication of application:
08.11.89 Bulletin 89/45

⑧④ Designated Contracting States:
AT BE CH DE ES FR GB GR IT LI LU NL SE

⑦① Applicant: **CARROLL PRODUCTS AND DESIGNS LIMITED**
Unit 3 I.D.A. Enterprise Centre Pearse Street
Dublin 2 (IE)

⑦② Inventor: **Carroll, Francis Alfred**
42 Saint Alban's Park
Sandymount Dublin 4 (IE)

⑦④ Representative: **Cookson, Barbara Elizabeth et al**
WITHERS & ROGERS 4 Dyer's Buildings Holborn
London EC1N 2JT (GB)

⑤④ **A mounting, framing and display device.**

⑤⑦ The mounting, framing and display device comprises a mounting board 10 and a cover member 20.

The mounting board 10 is a double skin laminated foam filled mounting board incorporating aluminium foil or fibre glass skins on both sides of the foam material. The cover member 20 is formed of an acrylic or similar plastics material, preferably a non-glare grade material.

The mounting board 10 is provided with edges 12 formed at an angle of forty five degrees or any chosen angle and the cover member 20 has tongues 22 of a corresponding angle so that the mounting board 10 and cover member 20 may be secured together. The matter to be displayed, e.g. poster, photograph, notice, etc. is sandwiched between the mounting board 10 and the cover member 20.

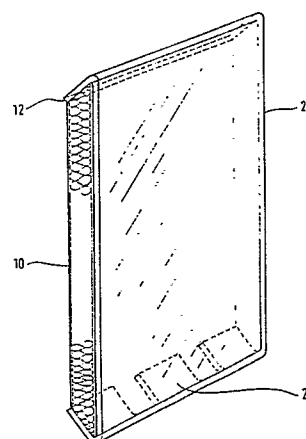


FIG. 1

Description

A MOUNTING FRAMING AND DISPLAY DEVICE

The present invention relates to a mounting, framing and display device.

The present invention provides a mounting, framing and display device comprising a foam filled material mounting board with at least one laminated skin and a cover member of a transparent material, the cover member having elements readily engageable with the mounting board, whereby matter to be displayed may be secured between the mounting board and the cover member.

The present invention also provides a mounting, framing and display device comprising a mounting board of a double skin laminated foam filled material and a cover member of a transparent material, the cover member having elements readily engageable with the mounting board whereby matter to be displayed may be secured between the mounting board and the cover member.

Advantageously, two opposite edges of the mounting board are bevelled and the elements of the cover member comprise a pair of lips or a plurality of tongues complementary with the bevelled edges whereby the cover member is a sliding fit over the mounting board.

The invention will hereinafter be more particularly described with reference to the accompanying drawings which show by way of example only, one embodiment according to the invention.

In the drawings:

Figure 1 is a perspective view of a mounting, framing and display device according to the invention;

Figures 2 and 3 are respectively plan and cross-sectional side views of a mounting means for fixing the device to an upright surface;

Figure 4 is a partially exploded perspective view of the device and showing how matter to be displayed is mounted thereon; and

Figure 5 is a cross-sectional side view of an alternative mounting means for fixing the device to an upright surface.

Referring to the drawings, the mounting, framing and display device comprises a mounting board 10 and a cover member 20.

The cover member 20 is formed of an acrylic or similar plastics material, preferably a non-glare grade material. The mounting board 10 is a double skin laminated foam filled mounting board. The surface skins can be a choice of laminate materials, e.g. aluminium foil, glass fibre reinforced plastics material or similar material on both sides of the foam material which in the described embodiment is 10mm thick. Such a laminate combines the maximum flatness of board with the minimum weight. Other mounting boards can be used with varying degrees of success depending on the ability of the board to remain flat against the natural tendency of the acrylic cover member 20 to bow out of shape.

The matter to be displayed, e.g. poster, photograph, notice, etc. is sandwiched between the mounting board 10 and the cover member 20.

The mounting board 10 is provided with edges 12 formed at an angle of forty five degrees or any chosen angle and the cover member 20 has lips or a plurality of tongues 22 of a corresponding angle so that the mounting board 10 and cover member 20 may be secured together. In smaller sized devices one continuous lip could be used instead of the tongues 22; however the tongues 22 are more beneficial in preventing the bowing of the cover member 20, which is more likely in larger sized devices.

Figure 4 illustrates the assembly of the device, in which the matter to be displayed is positioned on the mounting board, by double sided tape or the like, if required. The cover member 20 is then slid over the mounting board 10 as shown.

The device is so lightweight that it can be mounted to an upright surface by means of double sided adhesive backed foam pads or as shown in Figure 5, adhesive backed VELCRO (Trade Mark) type fixing pads are fixed to the back of mounting board 10 thus allowing the device to be mounted on a VELCRO covered surface.

Figures 2 and 3 illustrate a further example of mounting means in which a hole 15 is drilled through the outer skin of the mounting board 10 creating an aperture for the head of a screw or nail. The hole can be fitted with a moulded insert for reinforcement, if required.

Although not shown in the drawings, pins can be inserted through the lips or tongues 22 to engage with the foam of the board 10. These pins prevent slippage of the cover member 20 from the board 10, no matter what position the device is in.

Claims

1. A mounting, framing and display device comprising a foam filled material mounting board with at least one laminated skin and a cover member of a transparent material, the cover member having elements readily engageable with the mounting board, whereby matter to be displayed may be secured between the mounting board and the cover member.

2. A mounting, framing and display device comprising a mounting board of a double skin laminated foam filled material and a cover member of a transparent material, the cover member having elements readily engageable with the mounting board, whereby matter to be displayed may be secured between the mounting board and the cover member.

3. A mounting, framing and display device as claimed in Claim 1 or Claim 2 in which two opposite edges of the mounting board are bevelled and the elements of the cover member comprise a pair of lips or a plurality of tongues complementary with the bevelled edges, whereby the cover member is a sliding fit over

the mounting board.

4. A mounting, framing and display device as claimed in any one of the preceding claims, in which the cover member is manufactured from a transparent plastics material.

5. A mounting, framing and display device as claimed in any one of the preceding claims, in which the cover member is provided with a non-glaze surface.

6. A mounting, framing and display device as claimed in any one of the preceding claims, in which the cover member is manufactured from an acrylic plastics material.

7. A mounting, framing and display device as claimed in any one of the preceding claims in which the or each skin of the foam filled

mounting board is a light weight metal foil or a glass fibre reinforced plastics material.

8. A mounting, framing and display device as claimed in Claim 7 in which the light weight metal foil skin is an aluminium material.

9. A mounting, framing and display device as claimed in any one of the preceding claims, including mounting elements for mounting the device to an upright surface.

10. A mounting, framing and display device as claimed in Claim 9 in which the mounting elements are double sided adhesive backed adhesive pads and/or one or more orifices engageable with a support element on the upright surface.

20

25

30

35

40

45

50

55

60

65

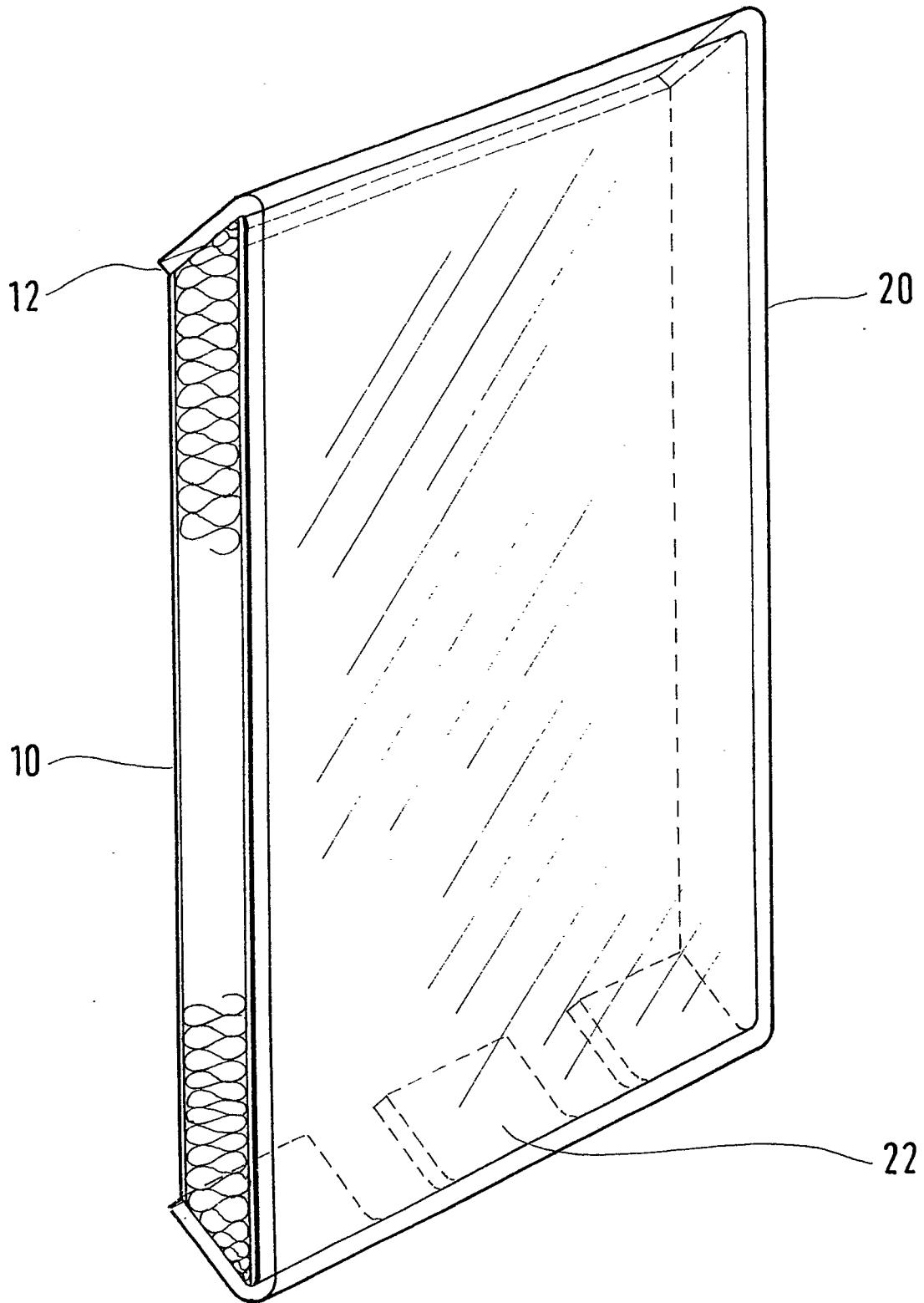


FIG. 1

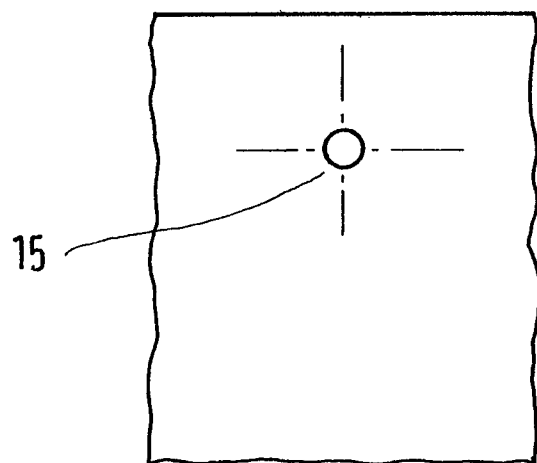


FIG. 2

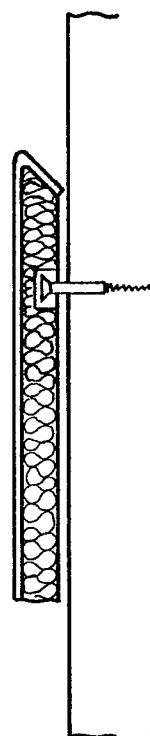


FIG. 3

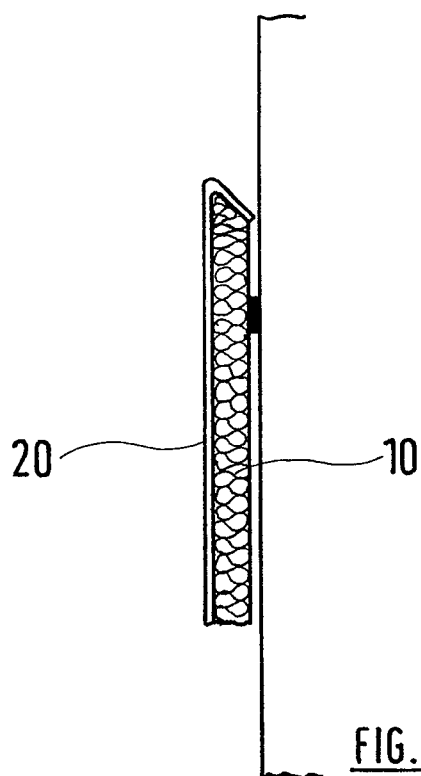


FIG. 5

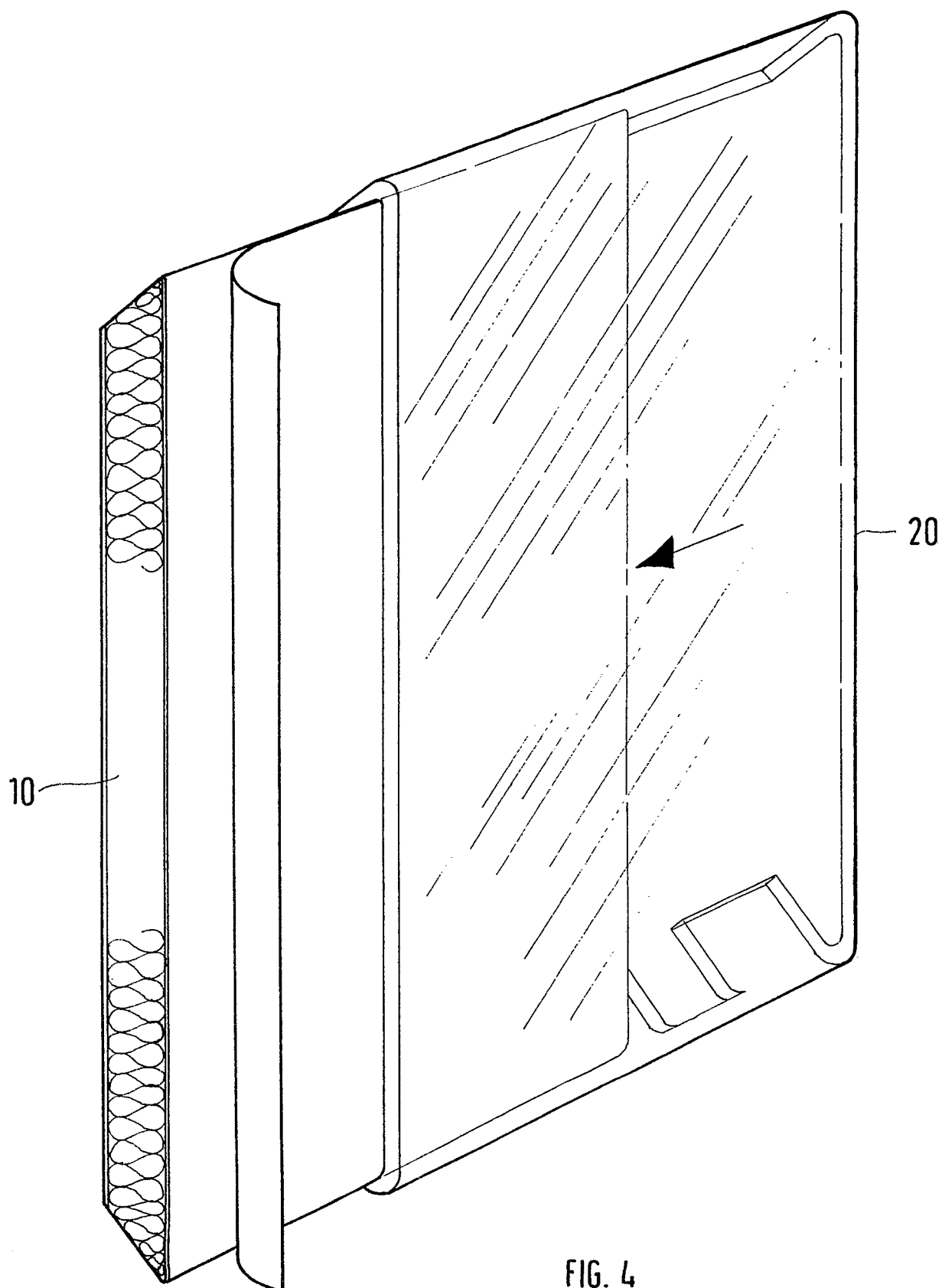


FIG. 4