

12

EUROPEAN PATENT APPLICATION

21 Application number: **89830194.0**

51 Int. Cl.⁵: **A 47 L 23/26**

22 Date of filing: **09.05.89**

30 Priority: **11.07.88 IT 2132188**

43 Date of publication of application:
17.01.90 Bulletin 90/03

84 Designated Contracting States:
AT BE CH DE ES FR GB GR LI NL SE

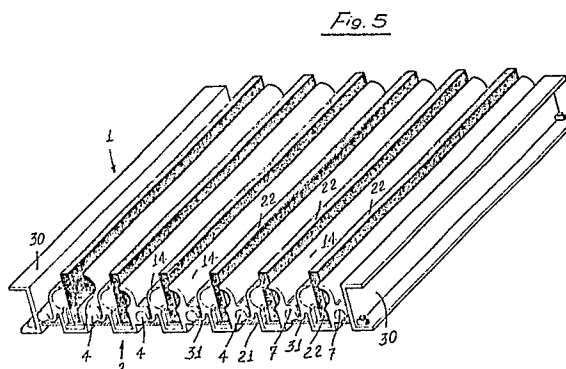
71 Applicant: **Dell'Orto, Gianni**
Via Ballerini, 60
I-20038 Seregno (Milan) (IT)

72 Inventor: **Dell'Orto, Gianni**
Via Ballerini, 60
I-20038 Seregno (Milan) (IT)

74 Representative: **Cicogna, Franco**
Ufficio Internazionale Brevetti Dott. Prof. Franco Cicogna
Via Visconti di Modrone, 14/A
I-20122 Milano (IT)

54 **Modular element door mat.**

57 The door mat comprises a plurality of section lengths each of which is provided with a male coupling element and a female coupling element, each female element being suitable for coupling to the male element of an adjoining section length, the section lengths being moreover provided, at their central portions, with respective seats, open at the tops, therein a bristle element can be engaged.



Description

MODULAR ELEMENT DOOR MAT

BACKGROUND OF THE INVENTION

The present invention relates to a modular element door mat.

As is known, door mats are conventionally made starting from vegetable fibers, such as coco palm fibers, which are intermingled so as to provide a supporting layer, from one face of which a plurality of threads project which practically form the "bristles" of the mat.

This door mats are rather expensive, since the making method thereof involves a lot of complex operating steps.

Other known door mats comprise a supporting plastics material layer, from which a plurality of bristles extend, said bristles being firmly anchored to the supporting layer. While this mat is less expensive than the above disclosed mats, its making is however rather complex and, moreover, the mat must be completely replaced even if worn at a reduced part thereof,

Further known door mats are completely made of plastics materials, by injection and the like molding methods. However also these mats have rather poor anti-wear characteristics.

Another drawback, which practically affects all of the above mentioned types of door mats is that these mats can be made with set size and profiles and can be hardly fitted to the user requirements.

SUMMARY OF THE INVENTION

Accordingly, the main object of the present invention is to overcome the above mentioned drawbacks by providing a door mat which can be quickly and easily made by assembling a plurality of modular elements, so as to provide a door mat having a required size.

Another object of the invention is to provide such a door mat in which the bristles, or a part thereof, can be easily replaced as they are worn,

Another object of the invention is to provide such a door mat which can be easily constructed, at a very low cost, starting from easily available elements and materials.

According to one aspect of the present invention' the above mentioned objects, as well as yet other objects, which will become more apparent hereinafter, are achieved by a modular element door mat characterized in that said door mat comprises a plurality of section or profiled lengths each of which is provided, at one end thereof, with a male coupling element and, at another end thereof, with a female coupling element to be engaged in a male element of an adjoining said section length, said section length being moreover provided, at a central portion thereof, with a seat open at the top in which a bristle element can be removably engaged.

5

BRIEF DESCRIPTION OF THE DRAWINGS

Further characteristics and advantages of the present invention will become more apparent hereinafter from the following detailed description of a modular element door mat, which is illustrated, by way of an indicative but not limitative example in the figures of the accompanying drawing, where:

figure 1 is a schematic cross-sectional view illustrating a section member included in the mat according to a preferred embodiment of the present invention;

figure 2 schematically shows two section member or lengths portion, coupled to one another;

figure 3 shows a bristle element included in the door mat according to the invention;

figure 4 shows a side holding section member or length;

figure 5 is a perspective partially cross-sectioned view illustrating a door mat constructed according to the invention.

DESCRIPTION OF THE PREFERRED EMBODIMENT

With reference to the figures of the accompanying drawings, the modular element door mat according to the invention, which is indicated overall at the reference number 1, comprises a plurality of section members or lengths, indicated at the reference number 2, which, in cross-section, have a central body 3 provided, at a side thereof, with a male coupling element 4 which, advantageously, has a substantially circular shape.

As shown, the male coupling element 4 is coupled to a side lug 5 which, at the top thereof, defines a loop 6.

Correspondingly, on the other side of the section length 2 there is provided a female coupling element, consisting of a seat 7, of substantially cylindrical shape, which is provided with an opening mouth 8 which extends through substantially 90° and is delimited by a top abutment 9 and a side abutment 10.

The male coupling element 4, as shown in figure 2, can be engaged in the female coupling element 7 of an adjoining section length, and the top abutment 9 is suitable to engage with abutment members provided at the loop 6, so as to prevent the section lengths from rotating toward the top face of the door mat formed by assembling several section lengths, while allowing for a limited rotation toward the bottom face, thereby affording the possibility of rolling on said mat.

The body 3 is provided, at the central part thereof, with a rectangular cross-section seat 11, provided with a top opening 12, delimited by narrow portions 13 arranged at the ends of semicir-

cular portions 14 which are arranged opposite to one another and are separated by an outer opening 15.

In said seat 11 can be longitudinally engaged a bristle element, indicated overall at the reference number 20, which has a clamping edge 21 holding and coupling a plurality of bristles 22, either of the natural or synthetic type.

The edge 21 can be engaged and held in the seat 11, the bristles 22 having such a length as to project from the portions 14 through the outer opening 15.

The region defined by the semicircular portions 14 of adjoining section lengths 2, is provided for receiving dust removed by the bristles and downwardly falling, thereby holding the bristles in a clean condition for a period of time much greater than that of conventional mats.

Moreover, since the section lengths 2 are advantageously made of aluminium section members, made for example by extruding, it is possible to easily and quickly wash the mat.

As shown, the subject door mat further comprises side holding section members 30, of C shape, which are applied to the longitudinal edges of the end section lengths and are coupled to one another by means of tie rods 31 arranged at the seats 11 so as to operate as a holding element for preventing the bristles from longitudinally displacing.

Another important aspect of the invention is that the male and female coupling elements are so shaped and arranged as to simultaneously operate as coupling and abutment elements holding in a perfectly flat condition the top face of the mat, while allowing for said mat to be rolled toward its bottom face for transportation and storing purposes.

While the invention has been disclosed and illustrated with reference to a preferred embodiment thereof, it should be apparent that the disclosed embodiment is susceptible to several modifications and variations all of which will come within the spirit and scope of the invention, as defined in the accompanying claims.

Claims

1- A modular element door mat, characterized in that said mat comprises a plurality of section lengths each of which comprises a male coupling element, arranged at a side, and a female coupling element, arranged at another side and removably engageable by a male coupling element of an adjoining said section length, each said section length being moreover provided, at a central part thereof, with a seat open at the top therein a bristle element is removably engaged.

2- A mat according to claim 1, characterized in that said section lengths consist of extruded aluminium section members.

3- A mat according to claim 1, characterized in that said section lengths consist of extruded plastics material section members.

4- A mat according to claim 1, characterized in that said male coupling element has a substantially cylindrical cross-section and is

coupled to a lug projecting from a body of said section length and including a loop at the top.

5- A mat according to claim 1, characterized in that said female coupling element consists of a substantially cylindrical seat having an opening delimited by a top abutment engageable in said loop and by a side abutment.

6- A mat according to claim 1, characterized in that said seat is provided with a top opening delimited by opposite narrowed portions arranged at the ends of opposite semicircular lugs separated by an outer top opening.

7- A mat according to claim 1, characterized in that said bristle element is provided with a clamping edge holding a plurality of bristles and which can be longitudinally engaged in said seat.

8- A mat according to claim 1, wherein said mat further comprises side holding section members coupled by tie rods to be engaged in longitudinal ends of said bristle seats and suitable to prevent said bristle elements from longitudinally sliding.

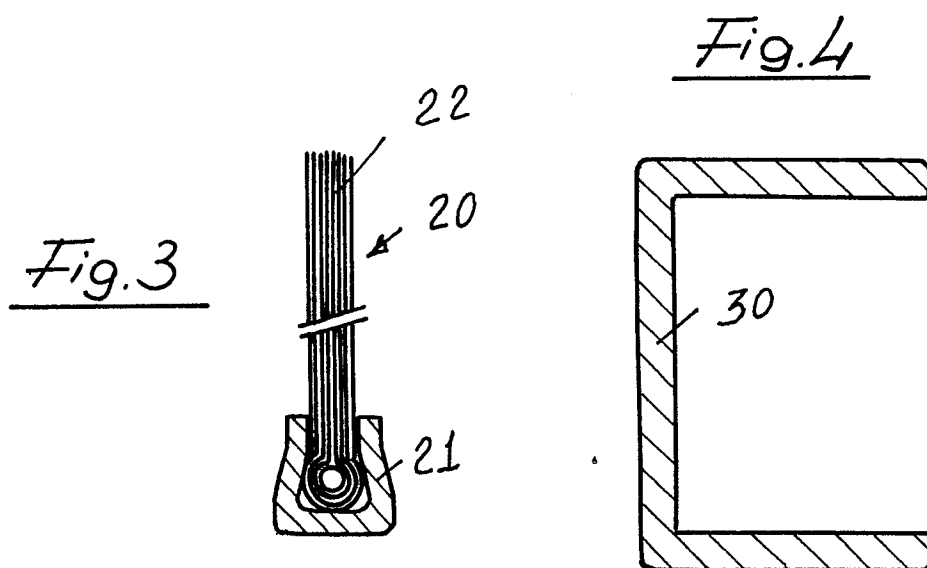
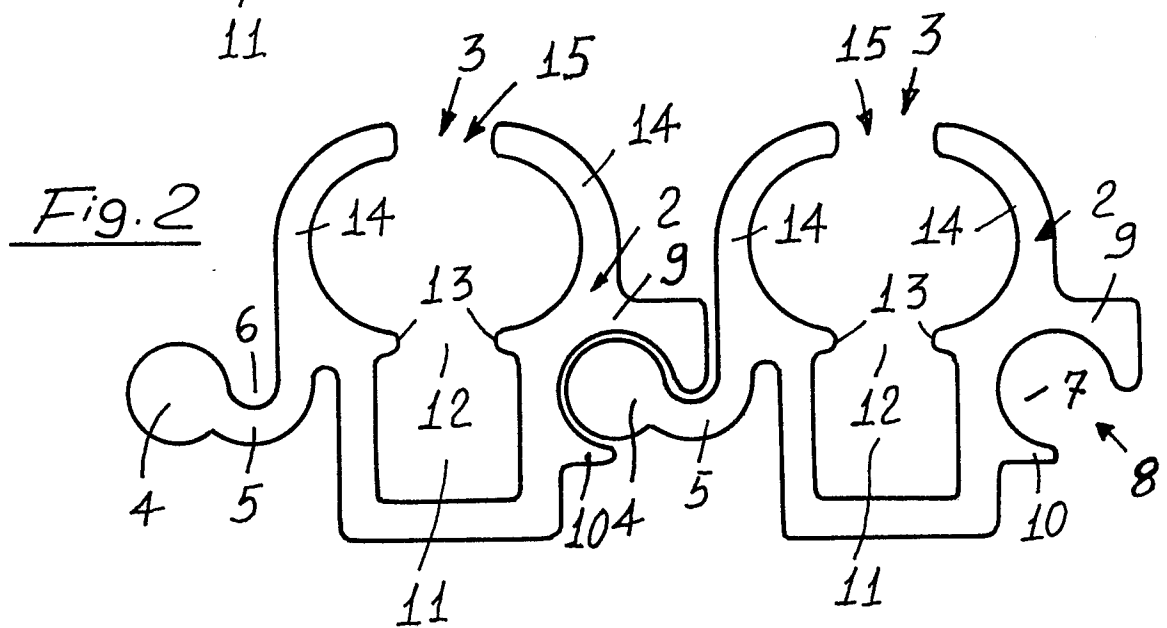
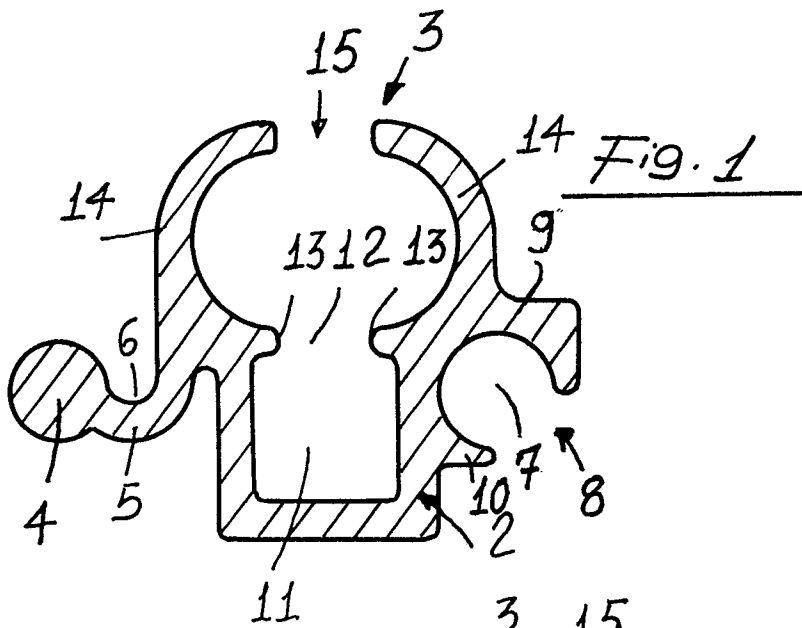


Fig. 5

