

12

EUROPEAN PATENT APPLICATION

21 Application number: **89201444.0**

51 Int. Cl.⁵: **A44C 5/00, G04B 3/04**

22 Date of filing: **06.06.89**

30 Priority: **19.01.89 IT 2045589 U**

43 Date of publication of application:
25.07.90 Bulletin 90/30

84 Designated Contracting States:
AT BE CH DE ES FR GB GR IT LI LU NL SE


71 Applicant: **COMPAGNIA NAZIONALE S.P.A.**
Piazzale Boito, 5
I-43100 Parma(IT)

72 Inventor: **Margaritelli, Enrico**
Via Trivulzio, 6
I-43022 Montechiarugolo Parma(IT)

74 Representative: **Riccardi, Sergio**
Riccardi & Co. Via Macedonio Melloni, 32
I-20129 Milano(IT)

54 **Wrist watch.**

57 A wrist watch is disclosed, having a pocket in the watch-strap in order to conceal the portion of said strap extending beyond the buckle once closed, as well as a threaded cover connected to the watch case by a chain and protecting the time adjusting knob



EP 0 378 867 A1

"WRIST WATCH"

The present innovation relates to a wrist watch having considerable comfort and utility of use.

All the wrist watches presently available and provided with a traditional watch-strap of leather, plastics or textile fabrics, have loops keeping adherent to the strap, its part provided with holes extending beyond the buckle once closed, and these loops often are broken or lost and in any case an end portion is always protruding and may get entangled and bother the user.

Furthermore, a critical point of the so-called waterproof watches is the waterproofness at the watch time adjusting knob, often impairing the sealing tightness of the whole article.

These problems are optimally solved by the wrist watch according to the present innovation, which is provided with a watch-strap, whose part provided with holes extending beyond the buckle once closed, is threaded into a suitable pocket made in the part of the watch-strap provided with said buckle.

Moreover, the wrist watch according to the present innovation, on a side of the case, has a threaded cylindrical cover, connected to the case through a chain link preventing to lose said cover and protecting the time adjusting knob arranged inside the cylindrical housing on which said cover is screwed.

The characteristics, objects and advantages of the wrist watch according to the present innovation are in any case apparent from the following detailed description of a preferred embodiment, reference being had to the various figures of the accompanying drawings, in which:

Fig. 1 is a top plan view of the wrist watch according to the present invention;

Fig. 2 is a bottom plan view thereof;

Fig. 3 is a right side view thereof;

Fig. 4 is a left side view thereof;

Fig. 5 is a front elevational view thereof; and

Fig. 6 is a rear elevational view thereof.

With reference now to the figures of the accompanying drawings, the wrist watch 1 according to the present invention has a watch-strap comprising as usually a part 2 provided with holes 3 and a part 4 provided with a buckle 5 for its fastening. In said part 4 there is a pocket 6 into which the end portion of part 2 extending beyond the buckle 5 once closed may be threaded.

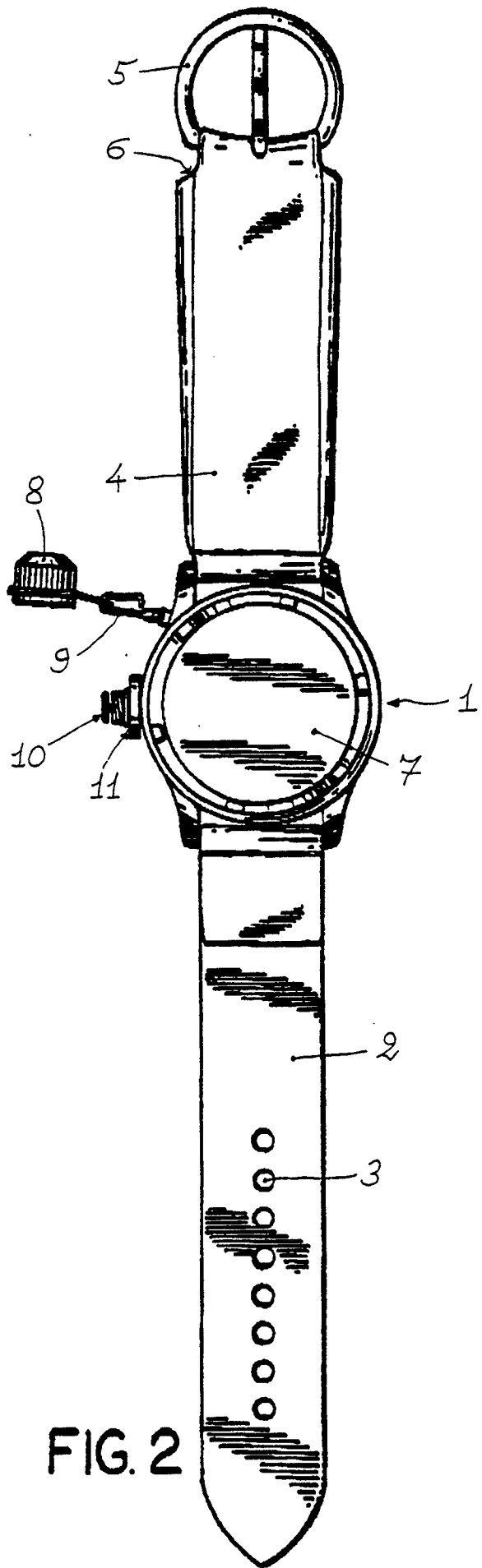
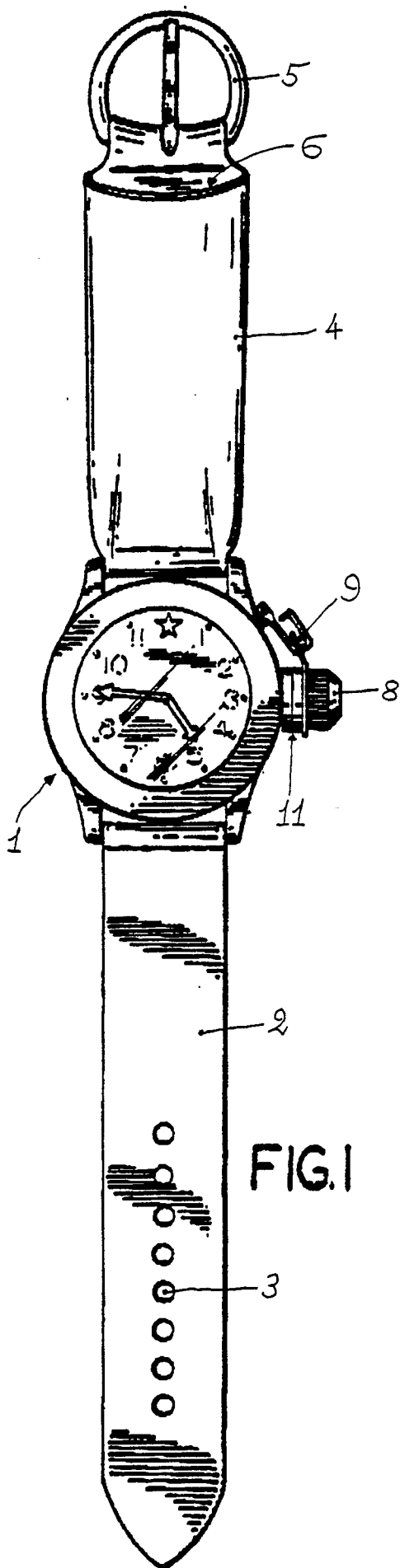
Furthermore on a side of the case 7 of the watch, there is a threaded cylindrical cover 8, connected to the case 7 by a chain link 9 preventing its loss and protecting the time adjusting knob 10 arranged inside the cylindrical housing 11 on which said cover 8 is screwed.

It is obvious that the wrist watch according to the present innovation may be made in the most suitable materials and in any desired size, and may have any desired outer shape, without departing however from its innovative principle, as it is better defined in the appended claims.

Claims

1. Wrist watch, characterized in that it is provided with a watch-strap, whose part provided with holes extending beyond the buckle once closed, is threaded into a suitable pocket made in the strap part provided with said buckle.

2. Wrist watch according to Claim 1, characterized in that it has also, on a side of the case, a threaded cylindrical cover connected to the case by a chain link preventing its loss and protecting the time adjusting knob arranged inside the cylindrical housing on which said cover is screwed.



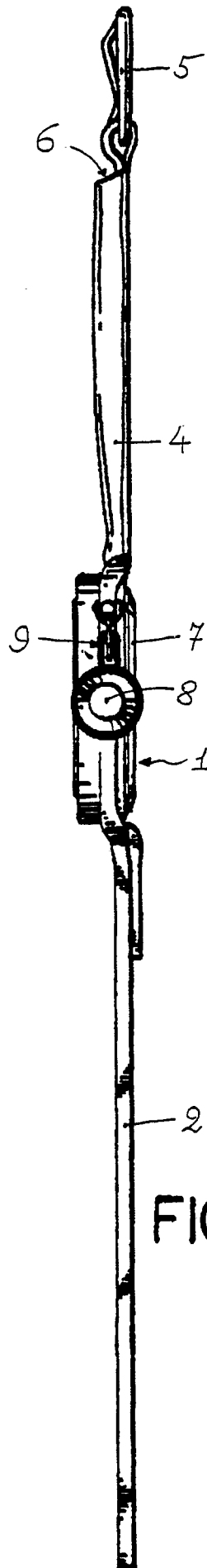


FIG. 3

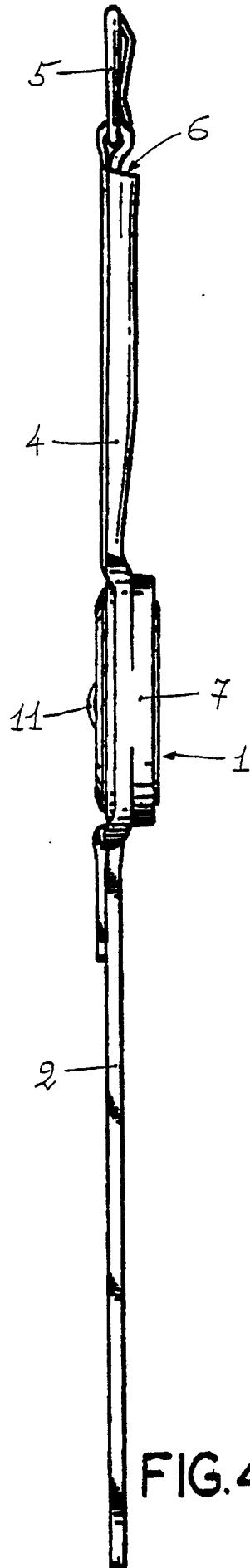


FIG. 4

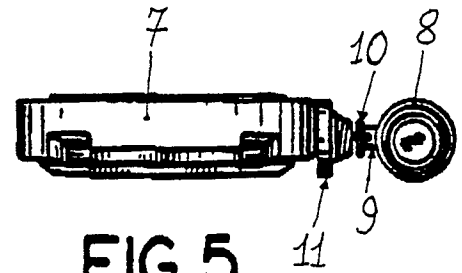


FIG. 5

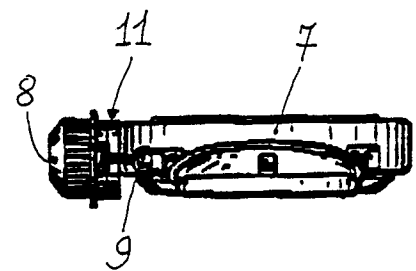


FIG. 6



DOCUMENTS CONSIDERED TO BE RELEVANT			
Category	Citation of document with indication, where appropriate, of relevant passages	Relevant to claim	CLASSIFICATION OF THE APPLICATION (Int. Cl.5)
Y	US-A-4757926 (LEO) * the whole document *	1	A44C5/00 G04B3/04
Y	EP-A-0150046 (ETA S.A. FABRIQUES D'EBAUCHES) * figures *	1	
A	CH-A-256628 (JEANNERET) * page 2, lines 3 - 16 *	1	
A	FR-A-828506 (GEBRUDER JUNGHANS AG.) * page 1, lines 41 - 47 *	2	
A	CH-A-83716 (GEBRUDER JUNGHANS AG.) * figure 2 *	2	
			TECHNICAL FIELDS SEARCHED (Int. Cl.5)
			A44C G04B
The present search report has been drawn up for all claims			
Place of search THE HAGUE		Date of completion of the search 26 MARCH 1990	Examiner PINEAU A.
CATEGORY OF CITED DOCUMENTS X : particularly relevant if taken alone Y : particularly relevant if combined with another document of the same category A : technological background O : non-written disclosure P : intermediate document T : theory or principle underlying the invention E : earlier patent document, but published on, or after the filing date D : document cited in the application L : document cited for other reasons & : member of the same patent family, corresponding document			