

(19)



Europäisches Patentamt
European Patent Office
Office européen des brevets



(11) Publication number:

0 431 252 A1

(12)

EUROPEAN PATENT APPLICATION

(21) Application number: **90113234.0**

(51) Int. Cl.⁵: **A63F 3/06, G07C 15/00**

(22) Date of filing: **11.07.90**

(30) Priority: **05.12.89 ES 8903677 U**

(43) Date of publication of application:
12.06.91 Bulletin 91/24

(84) Designated Contracting States:
AT BE CH DE DK FR GB IT LI LU NL SE

(71) Applicant: **Garcia Rodriguez, Manuel**
Urbanizacion Jaizkibel
E-20280 Fuenterrabia (Guipuzcoa)(ES)

(72) Inventor: **Garcia Rodriguez, Manuel**
Urbanizacion Jaizkibel
E-20280 Fuenterrabia (Guipuzcoa)(ES)

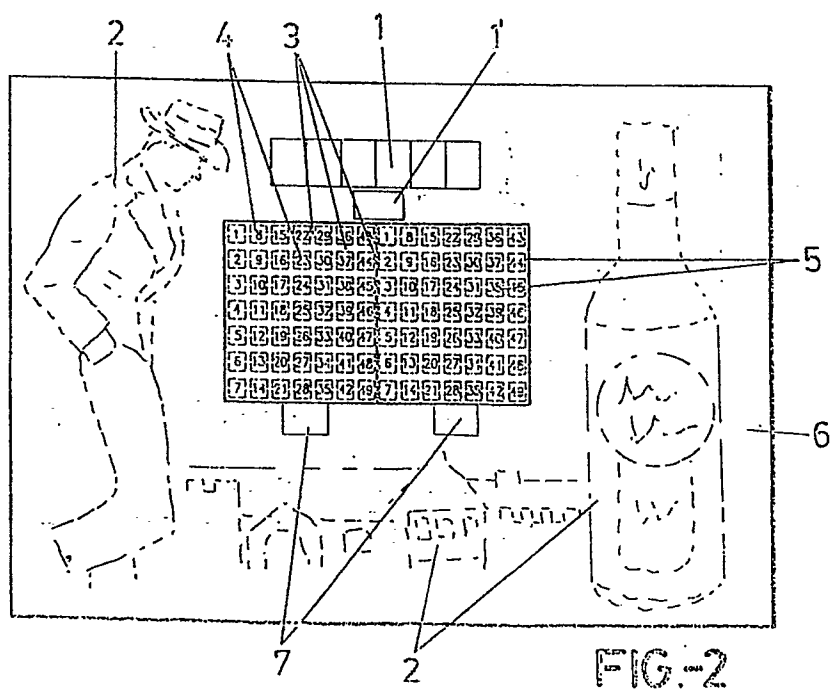
(74) Representative: **Grättinger, Günter**
Wittelsbacherstrasse 5 Postfach 16 49
W-8130 Starnberg(DE)

(54) **Correct forecasts checker for games of chance.**

(57) A correct forecasts checker for games of chance is in shape rectangular and has on its surface and on its reverse side peripheral spaces (2) for placing advertising messages (2'), both spaces coinciding exactly with each other. Furtheron on its reverse side blocks of numbers (3) are provided, in which appear columns of numbers which are printed in squares (4), defining seven columns and seven rows, all

perfectly symmetrical, said squares having a number printed on their surface whilst their external perimeter (5) is perforated or stamped, appearing close to its top right hand corner, a rectangular row (1) subdivided into six small homogenous vertical rectangles, appearing below in an independent form another rectangle similar to the previous ones (1').

EP 0 431 252 A1



CORRECT FORECASTS CHECKER FOR GAMES OF CHANCE

The descriptive memorandum which follows corresponds to a Utility Model relating to a CORRECT FORECASTS CHECKER FOR GAMES OF CHANCE, especially those of the lottery type in which it is necessary to forecast correctly, on the basis of multiple combinations of bets, six results or different numbers from blocks of numbers of 49 figures - different and consecutive ordered from 1 to 49, both inclusive.

This new definition of a correct forecasts checker for games of chance demonstrates a considerable advantage and innovation in relation to previous checkers or verifiers of correct forecasts in games of chance.

More precisely, the present model incorporates the advantage of facilitating noting down the results which are then displayed in an easily visible place. Likewise, by pushing out the numbers corresponding to the correct forecast which are located in blocks similar to the lottery coupons, some holes are left open, which, after having matched the checker against the betting coupon, allows the instantaneous checking of the correct forecasts or incorrect ones in an infallible way. Once used the checker is thrown away.

The correct forecast checker, the object of the present Utility Model essentially consists of a rectangular card, broader than it is long with a similar format to the standard betting coupons for lottery games. Also, it includes the same blocks of numbers in which the ordered table of numbers in 7 rows and the same number again of columns appears, with the number 1 located in the top left hand corner of a regular shaped rectangle, and the number 49 in the lower right hand corner of the rectangle.

The numbers in turn are printed in small squares symmetrically separated one from the other.

The perimeter of the squares which contain the numbers is perforated or stamped from one side to the other of the base card.

The correct forecasts checker for games of chance, can be offered in two forms or formats, either including 6 blocks of numbers from 1 to 49 both inclusive, or incorporating only two blocks.

In addition to the blocks of numbers, another essential element of the correct forecasts checker, is a rectangular, broader than it is long, row which appears close to the top right hand corner of the base card and which in turn is subdivided into 6 small equal rectangles. Below this rectangular row and slightly separated from it appears another small rectangle the same as those which make up the subdivisions of the row.

The rest of the surface of the base card is occupied by rectangular areas without any printing on them which are provided for the inclusion of messages with various contents, including advertising.

The method of using the correct forecasts checker for games of chance is very simple and effective, which constitutes one of the advantages and innovations.

In essence, the operation is as follows; the checking cards will be given away or sold on a massive scale to the public by commercial companies who will have used the spaces provided for the purpose to include their advertising messages. The person or persons who have betted on these lotteries, once they know the results broadcast by the communications media, will note them down in the 6 rectangular subdivisions which appear in the top right hand corner of the card, also writing down the complementary number in its nearby independent space. Once the results have been noted down in the spaces which we have just described, and with them in view, the user only has, by using the pencil or ball point pen with which he noted down the results, to press on the corresponding numbers which appear in the small perforated squares in the blocks, which will make them detach and fall out, leaving in their place a space or hole in the shape of a small rectangular window. Having completed this operation with as many blocks as those on which bets appear in the user 5 coupon, seven holes or quadrangular windows will appear in the corresponding blocks.

The following operation is to superimpose on the betting coupon, the correct results checker, whose dimensions are exactly the same, and in this way it will be possible to see the coupon with the bets on it through the quadrangular holes, and check instantaneously if the corresponding cross or equivalent sign of the bet has been written in the coinciding small box on the coupon, or if no other sign than the number appears, it means that it was failure to have guessed correctly.

Once the correct forecasts have been checked, the quantity obtained in each block will be noted down in the squares which appear beside the outer edge of each of the blocks. Once this operation has been completed the checker can be discarded.

Evidently, this mechanism allows all the blocks to be looked at simultaneously and exact and rapid checking of the correct and incorrect forecasts which have been obtained in each of them, avoiding thus on one hand the quite frequent errors in spotting the correct forecasts or wrongly attributing them, as well as that of involuntarily reaching the

point of spoiling the betting coupon, as sometimes happens now, when it is desired to write the correct forecasts obtained directly on the coupon itself.

Evidently, the present Utility Model by its nature, offers an enormous advantage for persons with some visual or manual handicap, in that, thanks to it, they will be able to peruse and note the result of their bets without any problem, avoiding as now happens, that small prizes escape unnoticed by the persons who have won them because they have not checked them properly on the coupon. Amongst the victims are important sectors of older persons who often already have manual or visual difficulties, or persons who have some physical defect or incapacity.

In order to understand better the characteristics and the functioning of the present Utility Model for a CORRECT FORECASTS CHECKER IN GAMES OF CHANCE, two pages of drawings are attached in which all its constituent elements are set out and the procedure for its operation.

In figure 1, a model of a betting card of six blocks of numbers with 49 figures is shown.

Number (1) designates the rectangular row subdivided into six vertical rectangular spaces which will serve to note down the winning numbers in the draw.

Reference (1') alludes to the nearby independent space corresponding to the complementary number.

Reference (2) alludes to the surrounding spaces provided for advertising messages.

Reference (2') refers to the places which coincide in space and in dimensions with the spaces (2) also designed for advertising.

Reference (3) indicates the blocks of numbers on which the bets are made.

Reference (7) refers to the squares which appear beside the exterior of the blocks, in which the quantity of correct forecasts will be noted down.

Reference (4) refers to the numbers on which the bets are made.

Reference (5), indicates the periferal perforations or stampings which are to be seen on the square spaces in which the numbers of the bets are printed.

Finally, reference (6) corresponds to the card-board body or base of the correct forecasts checker.

Figure 2 represents a betting coupon checker for two blocks of numbers (3).

Figures 3 and 4 show the procedure by which the perforated squares corresponding to the correctly forecasted numbers are pressed and how they are detached leaving a quadrangular hole or small window which allows one to look through the correct results checking card.

As can be seen, the procedure is enormously simple and the checking of undoubted efficacy, which fully justifies its perfect suitability and its absolute novelty.

It is not considered necessary to enlarge upon the description for an expert in the subject to be able to understand the scope of the invention and the advantages that derive from it.

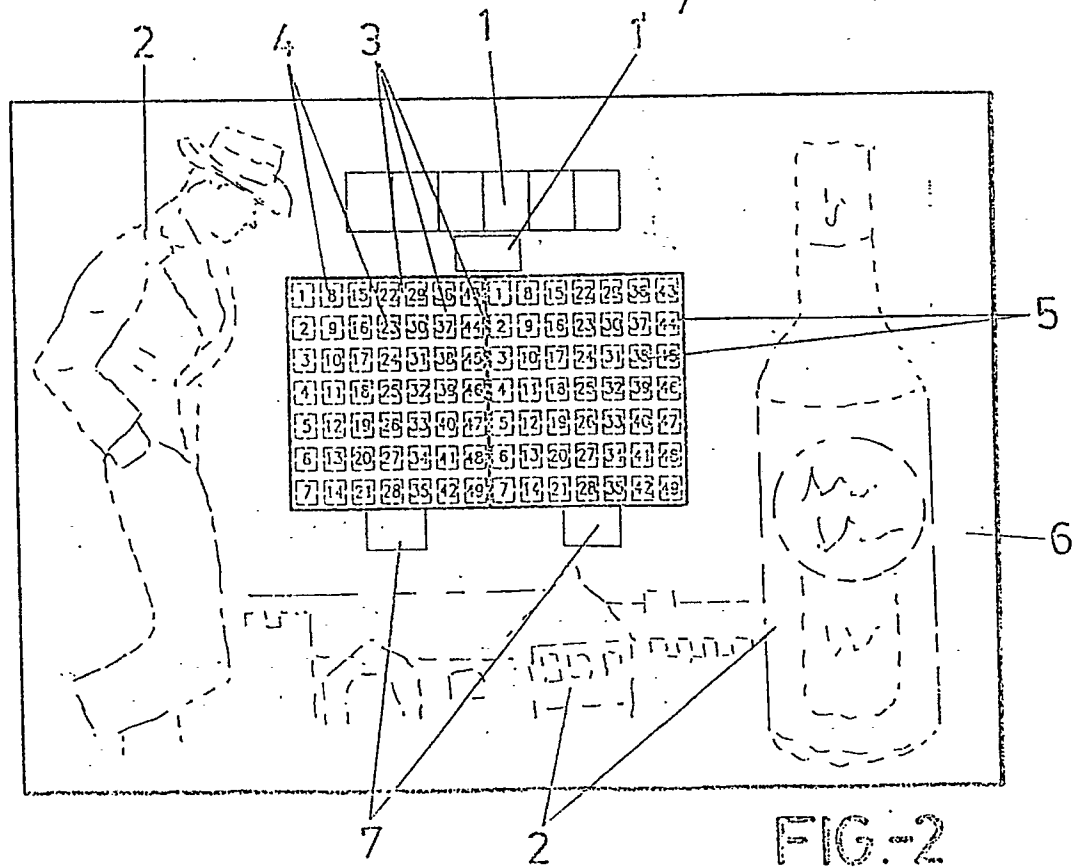
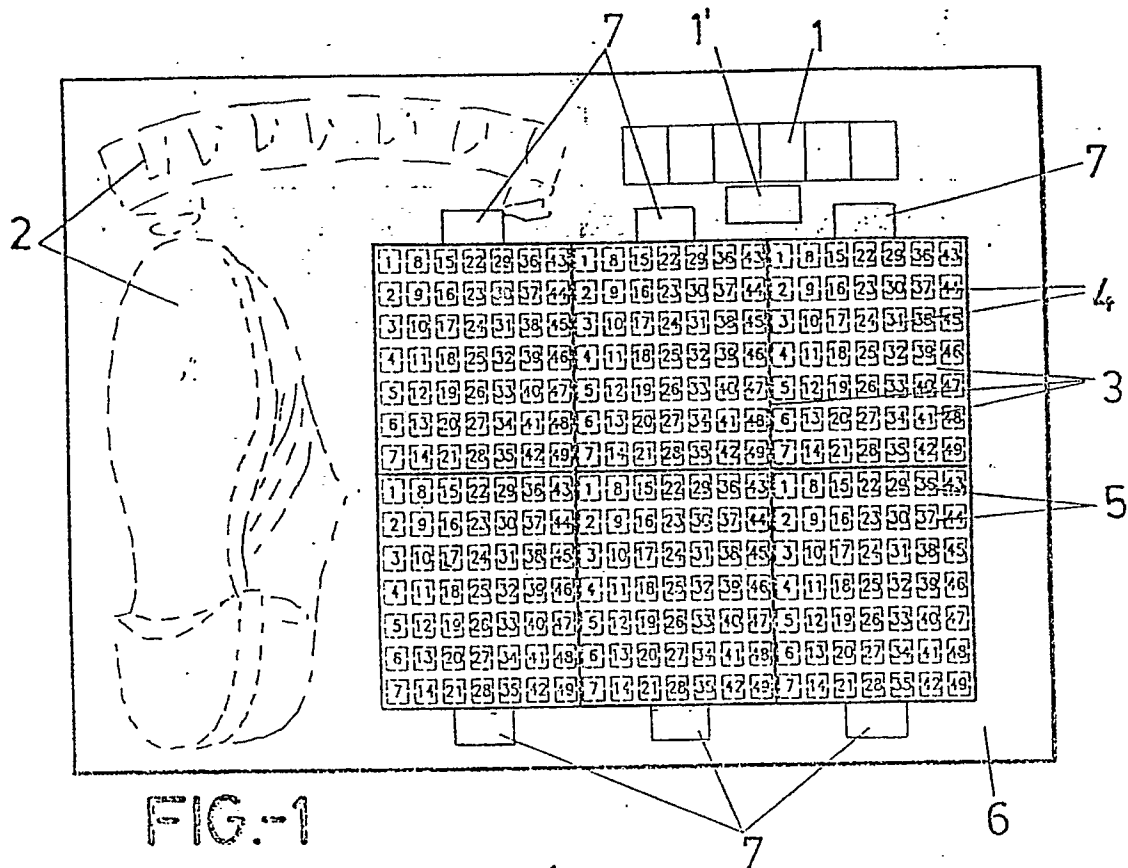
The materials, form, size and layout of the elements will be liable to change, always and when this does not mean an alteration in the essential nature of the invention.

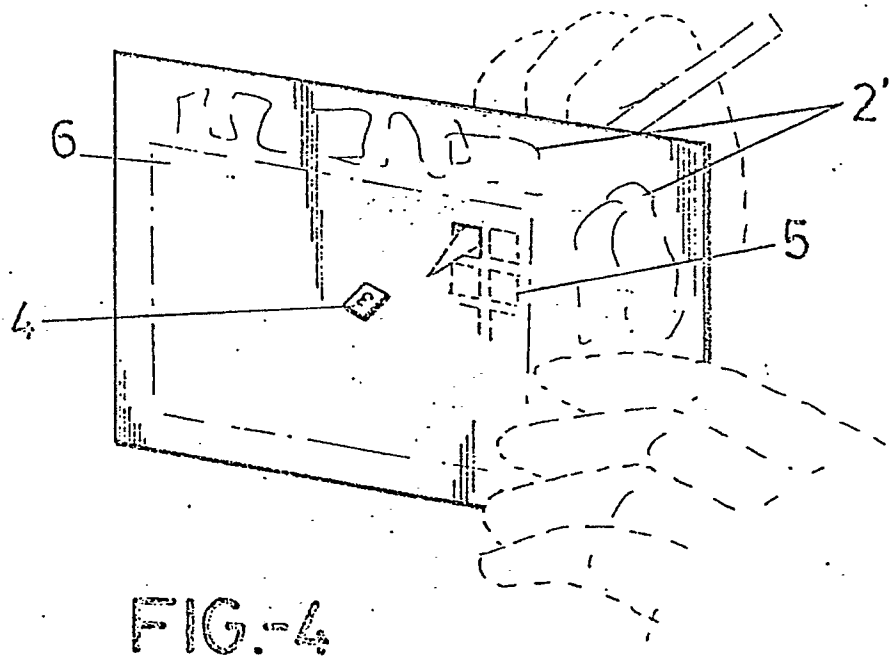
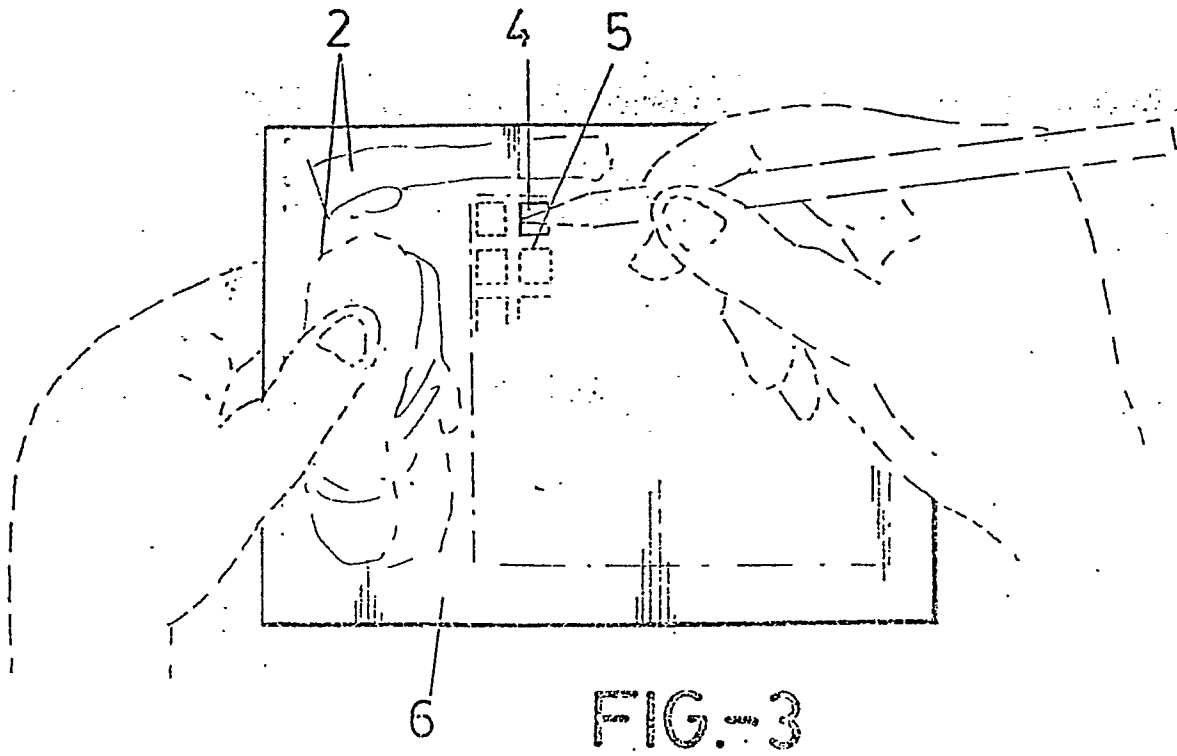
The terms in which this memorandum has been written should always be taken in the broad and not the limitative sense.

Claims

1st.- CORRECT FORECASTS CHECKER FOR GAMES OF CHANCE, characterized by its rectangular broader than long shape in a format similar to that of the ordinary lottery coupons, on the surface of which appear periferal spaces (2) designed for placing advertising messages. On the reverse coinciding exactly with those on the anverse also appear equivalent spaces for advertising messages (2'), blocks of numbers (3) in which appear columns of numbers which are printed in squares (4), defining seven columns and seven rows, all perfectly symmetrical, these squares (4) having a number printed on their surface whilst their external perimeter (5) is perforated or stamped, appearing close to its top right hand corner, a rectangular row (1) subdivided into six small homogenous vertical rectangles, appearing below in an independent form another rectangle similar to the previous ones (1'). Adjoining the blocks (8) externally appear some squares (7) in order to note down the total quantity of correct forecasts per block.

2nd.- CORRECT FORECASTS CHECKER FOR GAMES OF CHANCE, according to the 1st. claim, characterized because, on exerting pressure with a pencil or any pointed object on the squares (4) of the blocks of numbers (3), the periferal perforation (5) makes these squares give and they detach, leaving in their place quadrangular holes or small windows in such a way that if the base of the checker (6) is superimposed on a lottery betting coupon, the square holes coincide exactly with another number of squares of a standard coupon, allowing the number printed on it to be seen and to check if it has some mark on it which would define it as a number on which a bet has been placed.







DOCUMENTS CONSIDERED TO BE RELEVANT			EP 90113234.0
Category	Citation of document with indication, where appropriate, of relevant passages	Relevant to claim	CLASSIFICATION OF THE APPLICATION (Int. Cl.5)
A	<u>DE - A - 2 315 691</u> (HOLZTHÜM) * Fig. 1,2 * --	1,2	A 63 F 3/06 G 07 C 15/00
A	<u>DE - A - 2 260 129</u> (BURKART) * Fig. 1; page 4, lines 16-20; claims 1,2,5,6,7,9 * --	1,2	
A	<u>DE - A - 3 318 441</u> (AUGUSTIN) * Fig. 1,2; abstract * ----	1,2	
			TECHNICAL FIELDS SEARCHED (Int. Cl.5)
			A 63 F 3/00 G 07 C 15/00
The present search report has been drawn up for all claims			
Place of search VIENNA		Date of completion of the search 12-12-1990	Examiner BRÄUER
CATEGORY OF CITED DOCUMENTS			
X : particularly relevant if taken alone Y : particularly relevant if combined with another document of the same category A : technological background O : non-written disclosure P : intermediate document		T : theory or principle underlying the invention E : earlier patent document, but published on, or after the filing date D : document cited in the application L : document cited for other reasons ----- & : member of the same patent family, corresponding document	