



Europäisches Patentamt  
European Patent Office  
Office européen des brevets



(11) Publication number:

**0 446 508 A1**

(12)

## EUROPEAN PATENT APPLICATION

(21) Application number: **90302754.8**

(51) Int. Cl.<sup>5</sup>: **A47D 5/00, A47D 3/00,  
A47D 11/00**

(22) Date of filing: **15.03.90**

(43) Date of publication of application:  
**18.09.91 Bulletin 91/38**

(84) Designated Contracting States:  
**AT BE CH DE DK ES FR GR IT LI LU NL SE**

(71) Applicant: **Humphries, Anne Bernadette**  
**Pine Ridge, Pistyll Hill**  
**Marford, Nr. Wrexham, Clwyd(GB)**

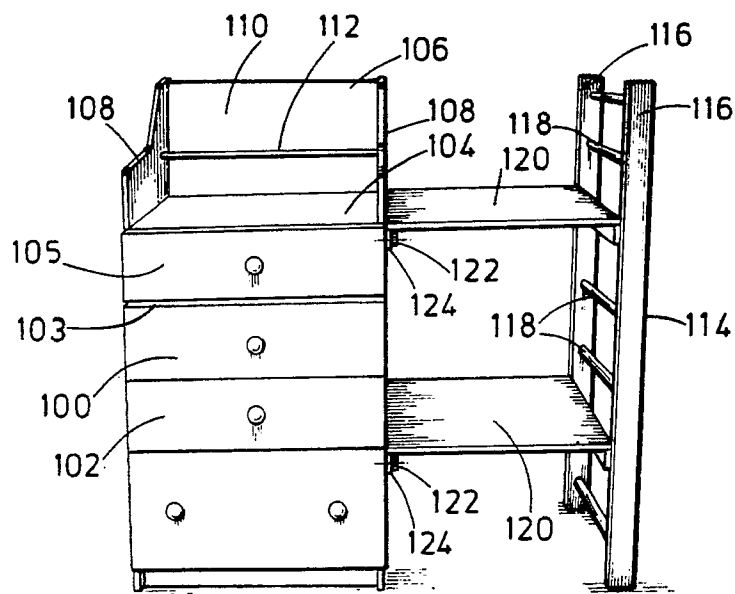
(72) Inventor: **Humphries, Anne Bernadette**  
**Pine Ridge, Pistyll Hill**  
**Marford, Nr. Wrexham, Clwyd(GB)**

(74) Representative: **Lyons, Andrew John et al**  
**ROYSTONS 531 Tower Building Water Street**  
**Liverpool L3 1BA(GB)**

(54) **Furniture.**

(57) An item of furniture comprises a set of drawers (102) having on a top surface (104) over said drawers an attachment position (112) for a baby chair and alongside said drawers at least one table or shelf area (120) supported from one side of the drawers

enclosure and from their other side by a frame (114) providing one or more locations for attachment of articles thereto, such as bars (118) from which articles may be hung or to which articles may be affixed.



**FIG. 3**

**EP 0 446 508 A1**

This invention relates to items of furniture and in particular furniture for use in a young child's bedroom or nursery.

Looking after young children, especially babies, can be a very difficult and time consuming task. Babies in particular need a great deal of attention when being fed, changed, washed and even if just playing.

It is therefore an aim of this invention to provide a piece of nursery furniture which will aid in looking after young children, particularly babies.

According to this invention there is provided an item of nursery or childrens' furniture comprising in combination a chair or means for attachment of a chair, storage space and a table.

The storage space may include one or more drawers in a cabinet and/or one or more shelves.

The items of furniture of the invention could be suitable for use with all young children, though particularly so for babies. As babies require a lot of attention, such as when dressing, feeding and changing nappies it would seem most convenient to have the accessories necessary for these jobs available in one piece of furniture.

A piece of furniture as proposed may have an area suitable for laying the baby on when changing nappies. This area could also have thereon a pillow to rest the child's head and a toy or mobile within reach for the child to play with. Also close to hand to this changing area (which could also be used as a table or desk) could be containers/bins, which may be used for storing creams, cotton wool and other baby products. Other bins could be used for perhaps soap and water or for dirty laundry or most conveniently for soiled nappies, that bin probably having a lid.

Another section may form a desk area possibly having legs thereon which may be folded away when the desk is used in conjunction with the main part of the furniture, though which may be utilised if the desk is used separately. The desk section could also have means for allowing a chair to be attached thereto, such a chair probably having a safety strap.

In a preferred embodiment the invention will also have a set of drawers and possibly other storage areas such as shelves or space for more bulkier items such as large toys or a baby bath.

In one preferred embodiment of the invention there is provided an item of furniture comprising a set of drawers having on a top surface over said drawers an attachment position for a baby chair and alongside said drawers at least one table or shelf area supported from one side of the drawers enclosure and from their other side by a frame providing one or more locations for attachment of articles thereto, such as bars from which articles may be hung or to which articles may be affixed.

It is also envisaged the unit may be split into the individual components of which it comprises. Each separate component being usable as a separate piece of furniture or possibly in combination with some other piece of furniture. Provision could also be made for the unit to be height adjustable. Such a provision may involve having legs which could also have feet with wheels or castors thereon to allow for easy movement of the unit. Though these will probably not be present on all the legs. Splayed feet on one or more of the legs may also be present to give the unit extra stability.

The invention will now be described by way of example only, with reference to the following drawings in which:-

Figure 1 is a top view of one proposed version of the invention;

Figure 2 is a front view of the version of Figure 1;

Figure 3 is a front view of another proposed version of the invention;

Figure 4 shows the version of Figure 3 with equipment added; and

Figure 5 shows a stool made from part of the version of Figure 3.

Referring to Figures 1 and 2 of the accompanying drawings a piece of nursery furniture comprises a table 1 connected to a chest of drawers and desk with seat 3. The unit is supported by adjustable legs 5 positioned at each corner and medially thereof. In between the table 1 and desk unit 3 storage bins are located (shown in Figure 2) some of which may possibly have a lid.

The desk area 3 consists of a space 10 into which a chair 12 fits, there being just enough space for a young child to sit comfortably. The chair 12 may also be moveable inside space 10 possibly being attached to the underside of the desk area 3 via straps or hinges.

The chest of drawers 2 may conveniently be situated underneath the desk area 3 though this would mean having a false front 2a on top of the real drawers 2 to allow space for the chair 12 to be placed in the space 10. Of course this front 2a is not a necessity and this area may be left open possibly having a shelf thereon.

Ideally the drawers 2 will extend approximately half way across the unit possibly to just underneath the storage bins 7. This will leave a fairly large area 20 underneath table 1, which it is thought could be used for storing large or bulky items such as toys or a baby bath. This area could contain shelving and possibly have a door or curtain to cover it.

The unit may also contain other peripheral features such as a clip on tray or towel rail 25 and possibly toys or playthings for a baby to play with while being changed. These could be clipped on at points 30 on the table. It is also thought that the

corners of the unit will be rounded as a safety feature.

It is hoped that the furniture described could provide most of the furniture and accessory needs required in a nursery. All or most of the babies clothes and toys could be stored therein, whilst at the same time providing a desk, safe chair and nappy changing table. It is also thought that the unit may be split up into its separate parts and used individually, possibly for different purposes as the child gets older.

Referring to Figures 3, 4 and 5 of the accompanying drawings, an item of furniture for use particularly in caring for babies and young children comprises a cabinet 100 containing a set of sliding drawers 102 and a shelf 103 having a drop fronted door 105. The cabinet has a top surface 104 on which is fixed a three sided open fronted enclosure 106 comprising shaped side panels 108 and a straight back 110. Fixed between the side panels 108 is a bar 112. the bar 112 is intended as an anchorage means for affixing a baby chair to (see Figure 4) but the enclosure itself serves as a storage space.

Spaced from the cabinet 100 is an open frame 114 comprising upstanding side members 116 connected by cross bars or rods 118. The frame 114 is linked to the cabinet 100 by two spaced table or shelf members 120. The upper shelf 120 may have a bar fixed beneath it as a hanging rail. Both table or shelf members 120 are releasably secured at opposite ends by means of screw threaded bolts 122 through depending edge strips 124 along a pair of opposite sides of the table/shelf members and into the cabinet or the frame side members 116. As shown in Figure 5 one of the table/shelf members can be converted into a stool by attachment in a similar way to a pair of leg providing members 126.

The drawers 102 and shelf 103 obviously provide space for storage of items such as clothes, nappies and towels etc. A baby chair 128 can be fixed to the top of the cabinet using the bar 112. The lower shelf 120 can be used for storing large items such as a baby bath and the upper shelf 120 can be used for laying a baby on for cleaning and nappy changing. That area between the side panel 108 and the frame 114 can be provided with a suitable padding 130, preferably water resistant, for comfort. The cross bars 118 may be used for hanging items on, such as clothes, or for affixing items to such as mobiles 137. The upper shelf 120 may have a cross below 136 below it on which items may be hung, such as clothes 138 on hangers.

It will be appreciated that embodiments may be modified without departing from the spirit or scope of the invention.

## Claims

1. An item furniture comprising in combination a chair or means for attaching a chair thereto, storage space and a table.
2. An item furniture as claimed in claim 1, wherein the storage space comprises one or more drawers in a cabinet.
3. An item of furniture as claimed in claim 1 or 2, wherein the storage space comprises one or more shelves.
4. An item of furniture as claimed in claim 1, 2 or 3, comprising an area suitable for laying a baby or young child on.
5. An item of furniture as claimed in claim 4, wherein said area is provided with cushioning.
6. An item of furniture as claimed in any one of claims 1 to 5 including one or more bins for storage or waste reception.
7. An item of furniture as claimed in any one of claims 1 to 6 comprising a desk top area.
8. An item of furniture as claimed in claim 1 comprising a set of drawers having on a top surface over said drawers an attachment position for a baby chair and alongside said drawers at least one table or shelf area supported from one side of the drawers enclosure and from their other side by a frame providing one or more locations for attachment of articles thereto, such as bars from which articles may be hung or to which articles may be affixed.
9. An item of furniture as claimed in claim 8, wherein said frame comprises upstanding side members and cross bars or poles linking same.
10. An item of furniture as claimed in any one of claims 1 to 9 wherein a table or shelf thereof is demountable and adapted to form a seat for a stool or chair.
11. An item of furniture as claimed in any one of claims 1 to 10 arranged and adapted to be height adjustable.

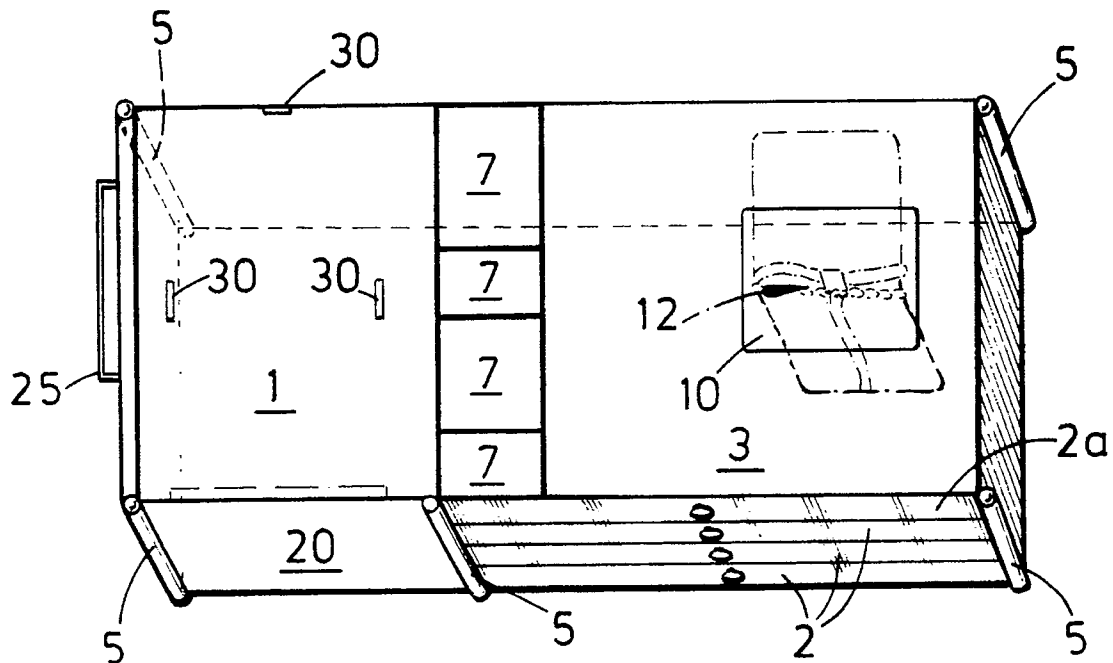


FIG. 1

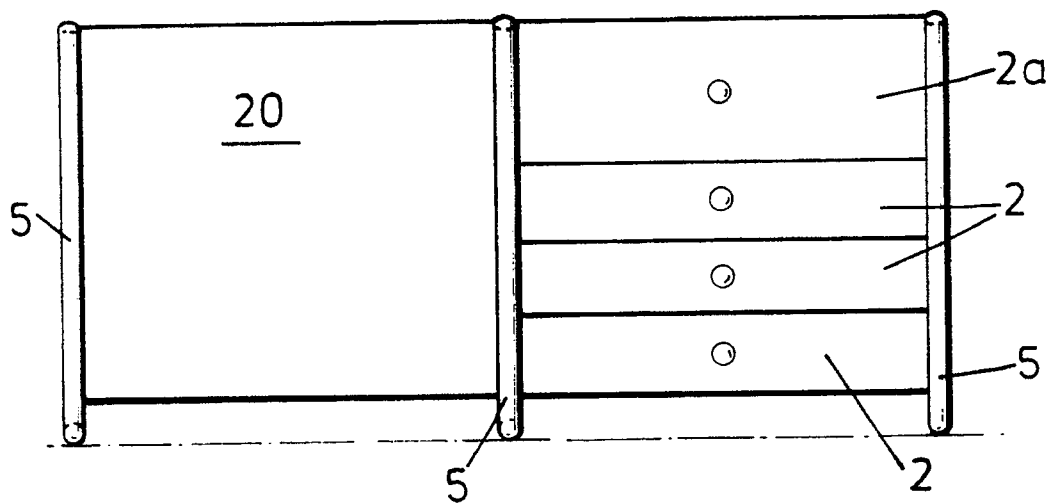


FIG. 2

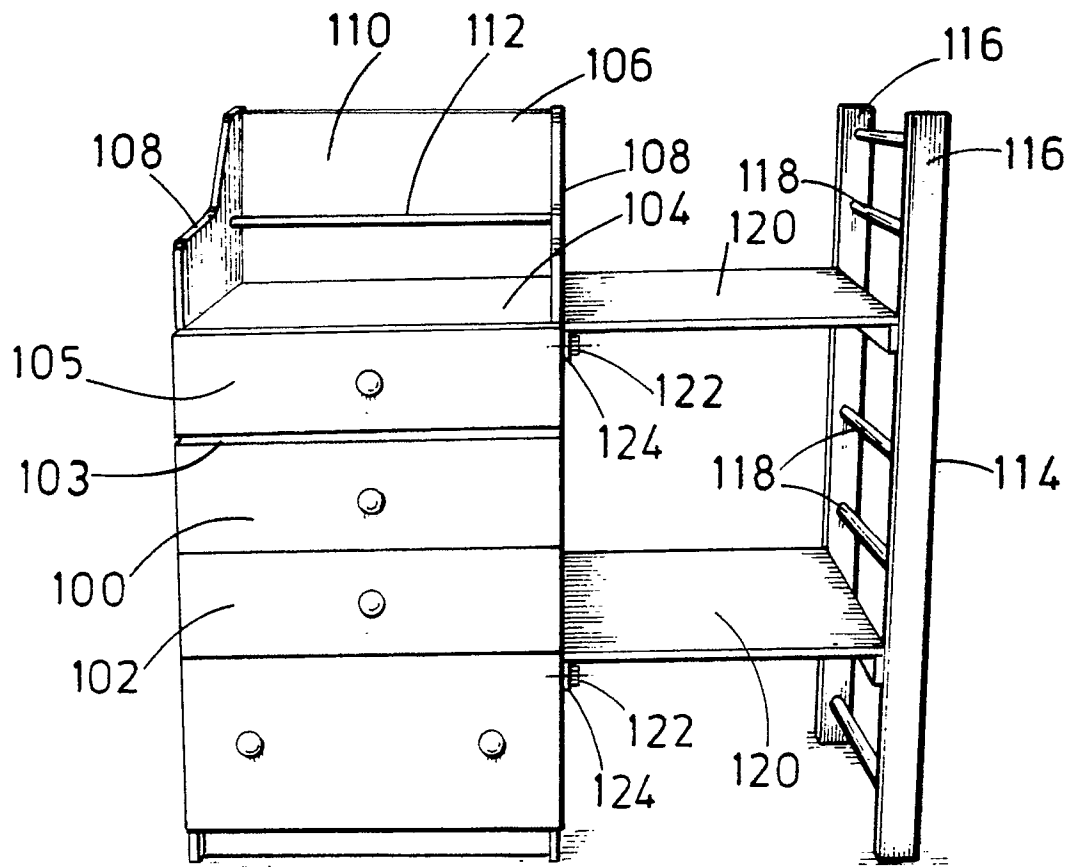


FIG. 3

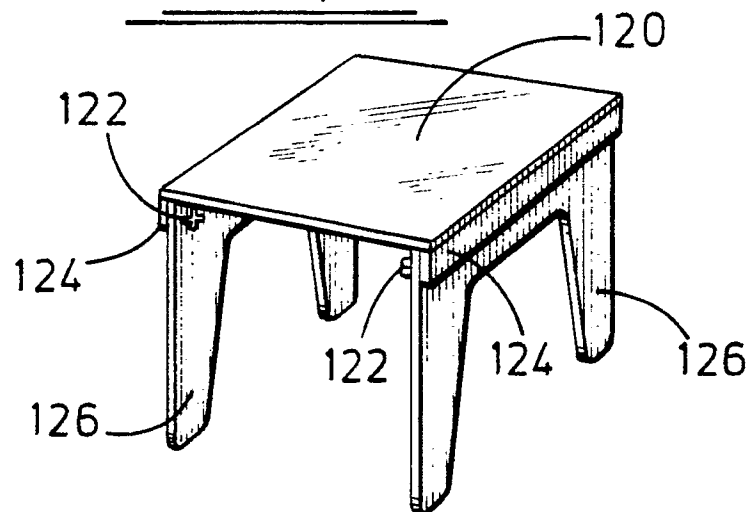


FIG. 5

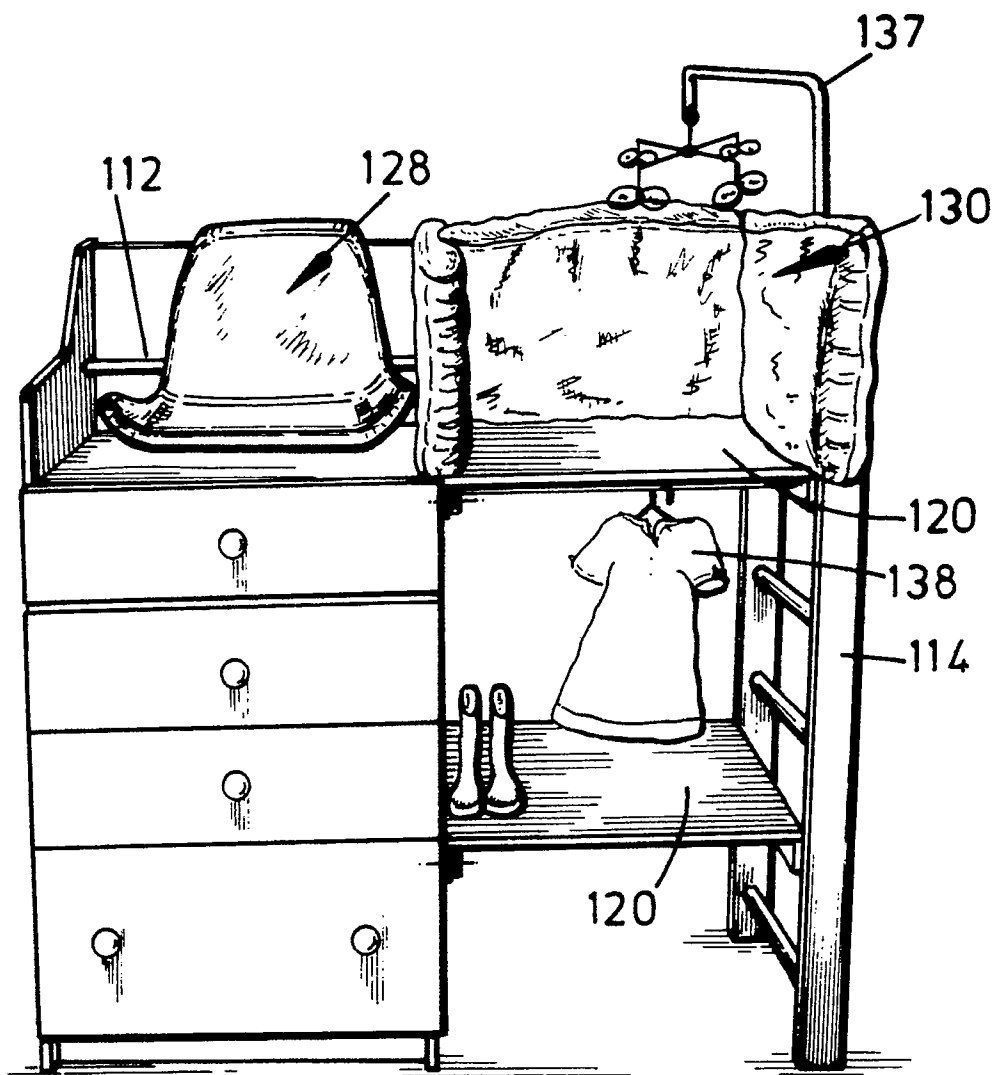


FIG. 4



European  
Patent Office

## EUROPEAN SEARCH REPORT

Application Number

EP 90 30 2754

DOCUMENTS CONSIDERED TO BE RELEVANT			
Category	Citation of document with indication, where appropriate, of relevant passages	Relevant to claim	CLASSIFICATION OF THE APPLICATION (Int. Cl.5)
X	DE-U-8 800 020 (KÜHNEMANN) * Page 6, lines 5-28, figures *	1-3	A 47 D 5/00
A		7-10	A 47 D 3/00 A 47 D 11/00
X	US-A-4 527 830 (MEYERS) * Column 2, line 49 - column 3, line 44; column 5, lines 11-27; figures 1,2,5,9-12 *	1-2	
A		4,5,7,8	
A	GB-A-6 191 10 (IMPER) * Page 1, lines 46-71; figures *	1,2,4,7,8	
A	US-A-2 524 099 (CURR) * Column 2, lines 4-5; figures 1,2 *	6	
A	US-A-3 462 773 (TRIPLETT) * Column 2, lines 30-38; figures 1,2 *	11	
			TECHNICAL FIELDS SEARCHED (Int. Cl.5)
			A 47 D
The present search report has been drawn up for all claims			
Place of search The Hague		Date of completion of search 31 October 90	Examiner VANDEVONDELE J.P.H.
<div>CATEGORY OF CITED DOCUMENTS</div> <div>X: particularly relevant if taken alone Y: particularly relevant if combined with another document of the same category A: technological background O: non-written disclosure P: intermediate document T: theory or principle underlying the invention</div> <div>E: earlier patent document, but published on, or after the filing date D: document cited in the application L: document cited for other reasons &amp;: member of the same patent family, corresponding document</div>			