

(19)



Europäisches Patentamt
European Patent Office
Office européen des brevets



(11) Publication number:

0 501 093 A1

(12)

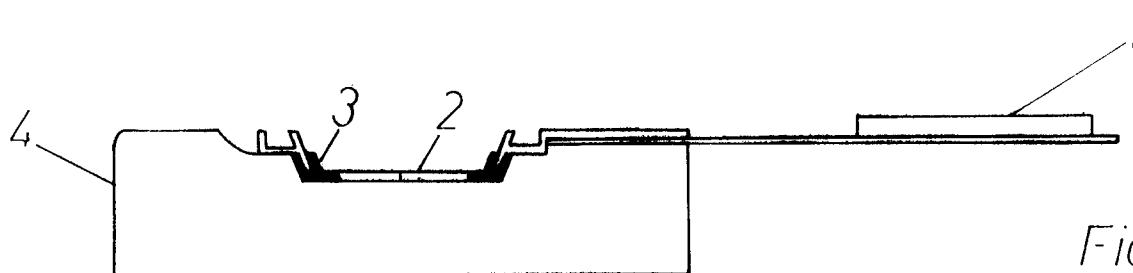
EUROPEAN PATENT APPLICATION(21) Application number: **91830192.0**(51) Int. Cl.⁵: **B65D 83/08, A47K 10/38**(22) Date of filing: **10.05.91**

Priority, IT 070291 RM91000089.

(30) Priority: **07.02.91**(43) Date of publication of application:
02.09.92 Bulletin 92/36(84) Designated Contracting States:
AT BE CH DE DK ES FR GB GR LI LU NL SE(71) Applicant: **Dello Strologo, Piero**
Via Bisceglie, 104
I-20100 Milano(IT)(72) Inventor: **Dello Strologo, Piero**
Via Bisceglie, 104
I-20100 Milano(IT)(74) Representative: **Gristina, Giorgio**
Studio Rag. GRISTINA Giorgio Via Po, 49
I-00198 Roma(IT)(54) **Dispensing container provided with a removable element.**

(57) The invention relates to different forms of execution of the removable device (3), from the container (4), of an upper part thereof which is its delivering unit. In accordance with the invention, three forms of

solution are foreseen, a simple joint, an annular ring, and a screw closure, in order to obtain the disconnection of the container (4) from its top part (3) which forms the delivering unit.

*Fig. 2***EP 0 501 093 A1**

The instant invention is referred to different forms of solution for the disconnecting device, from the container, of the body comprising the delivering unit; more in detail, the invention is referred, in the area of the delivering units for towels being soaked in various liquid substances and similar stuffs, to the solution of the problem of consenting the following utilization of the container of the said towels, when the supply of towels is finished. Of course, the above said device is described and shown with reference to a towels delivering unit, but it can be used to solve the problem of utilizing other types of delivering units when their contents is finished and one wishes to utilize again the container.

With reference to the delivering units of wet towels, it is known that the above mentioned towels are taken from the container by letting them pass through the delivering unit, consisting of a cross cut which, beyond the passage of the towel, is able to consent also that the towels are separated one from the other by tearing.

Due to the particular form of the cross cut, being made with the slots very near between them, the problem of the subsequent utilization of the empty container is difficult to be solved. Moreover, they did observe that the above mentioned cross cut may be the cause of possible wounds, and this particularly for the fingers of children. It is obvious that to reuse the void containers may also solve, in part, the problem of the environment pollution, and, if this consideration is examined, moreover, in terms of the physical safety of persons, the instant invention assumes a remarkable position in the above mentioned line of problems, namely of the containers of distributable products.

Let us consider now the instant invention, as it's illustrated in the drawings, wherein:

the fig.1 is a top view of the container;
the fig.2 is a cross section, according to the A-A' cut, of the container's top part;
the fig. 3,4,and 5 correspond to some details of the three forms of make.

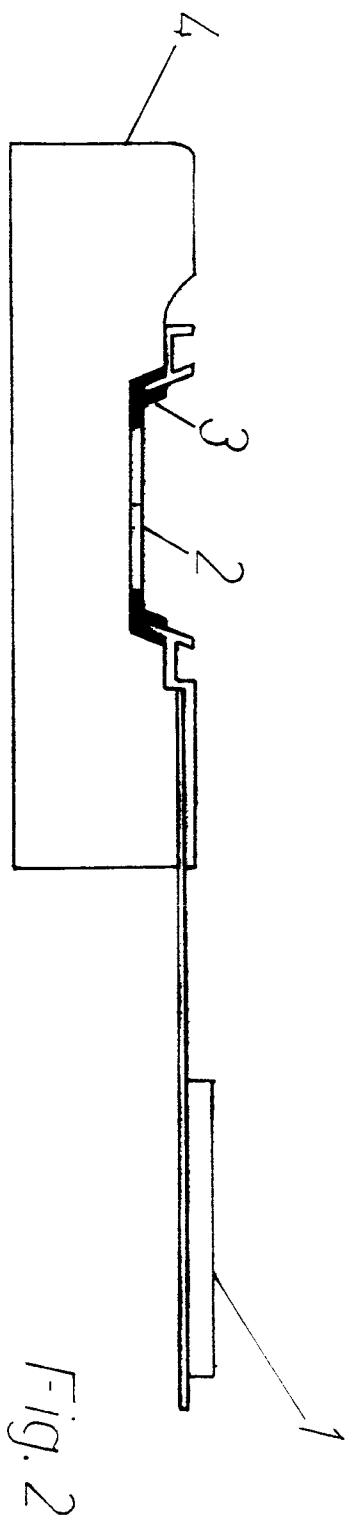
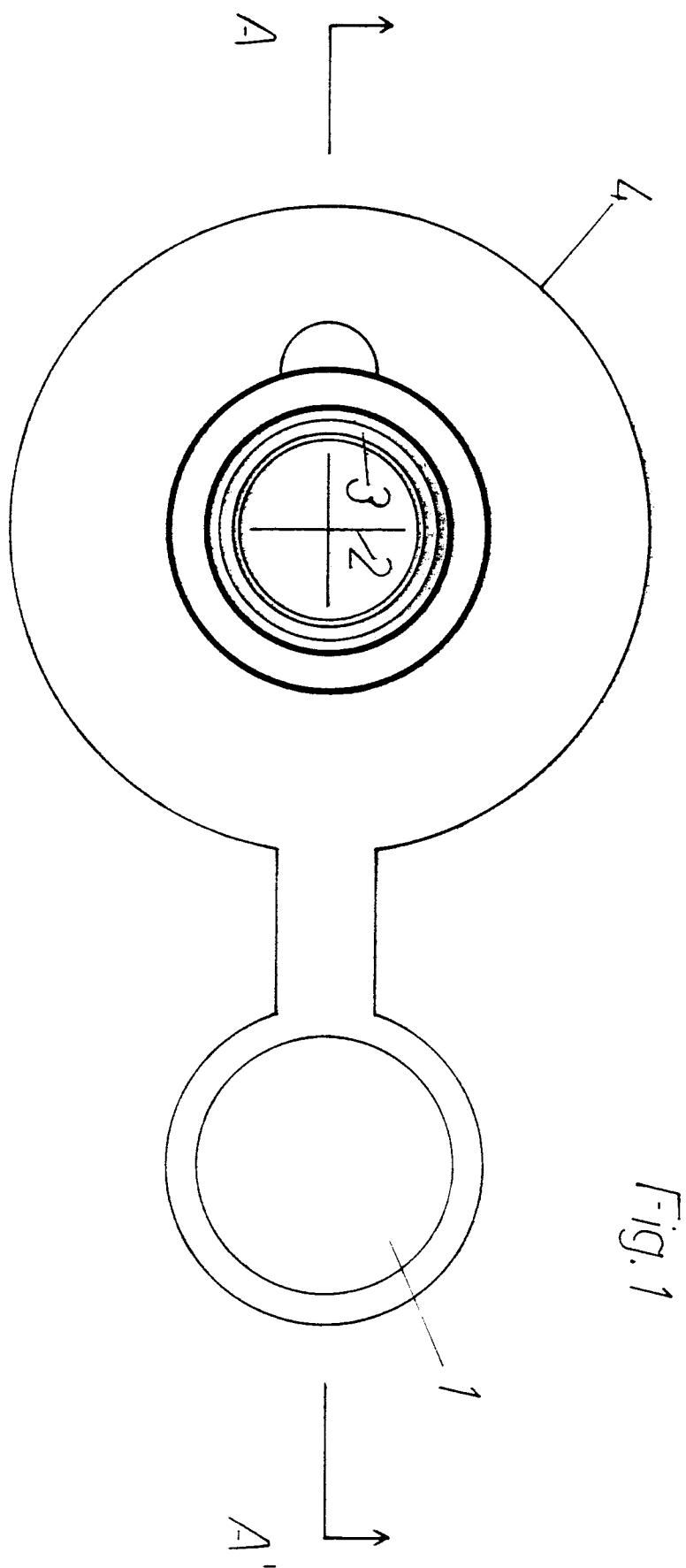
With reference now to the figures 1 and 2, the top part of the above said container 4 includes the stopper 1, which is intended to close the cross cut 2, by covering it, and the body 3, including the said cross cut 2, the body 3 being coupled with the said stopper 1. Through the pressure made on the said body 3, it is possible to disconnect the said body 3 in such a way, that the container can be used again, when the towels are finished, by giving a safety feature against unintentional accidents, caused by the fact of putting the fingers or some other parts of the body into the cross cut. The connection of the body 3 with the stopper 1 can be performed in the three forms of make being shown, respectively, in the figures 3, 4 and 5.

In particular, the figure 3 shows the coupling,

as simple joints, between the body 3 and the stopper 1; in the figure 4 one may see the annular ring closure between the said both parts and finally, in the figure 5 one may see the screw closing between the same parts.

Claims

1. Device for disconnecting, from a container, a part lying above the container itself, for towels delivering units and similar items, characterized by the fact that by means of a pressure made on an element comprising the delivering unit, one may obtain to disconnect the said element from the body where it is connected to by means of a simple joint, or by means of an annular ring, or otherwise by a screw closure.
2. Device for disconnecting the element comprising the delivering unit, from the body to which it is connected, in accordance with the claim 1, as it has been described and illustrated.



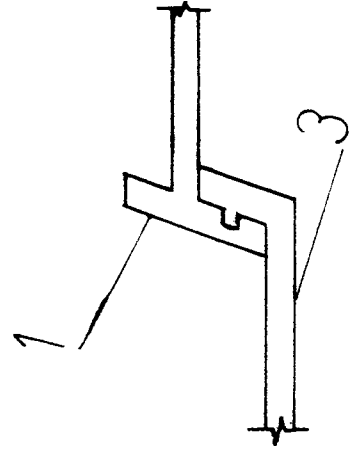


Fig. 3

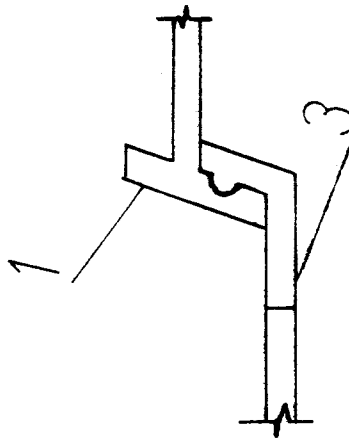


Fig. 4

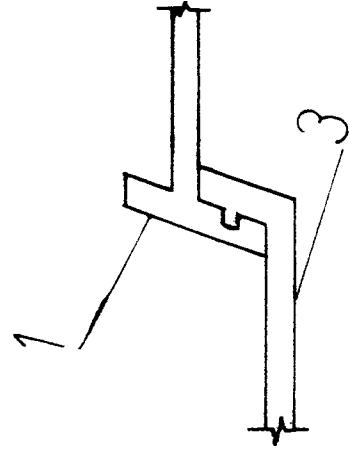


Fig. 5



European Patent
Office

EUROPEAN SEARCH REPORT

Application Number

EP 91 83 0192

DOCUMENTS CONSIDERED TO BE RELEVANT			
Category	Citation of document with indication, where appropriate, of relevant passages	Relevant to claim	CLASSIFICATION OF THE APPLICATION (Int. Cl.5)
X	EP-A-0 109 343 (GRANGER) * page 4, line 1 - line 35 * * page 5, line 32 - line 39 * * page 7, line 7 - page 8, line 16; figures 1,8-14,18 * ---	1,2	B65D83/08 A47K10/38
X	FR-A-2 399 825 (WAKODO K. K.) * page 3, line 1 - line 9; figures 3,7 * ---	1,2	
X	BE-A-894 053 (KOSPRO GMBH) * page 4, line 20 - line 27 * * page 5, line 3 - page 6, line 4; figures 1,2 * ---	1,2	
X	EP-A-0 107 487 (BOWATER-SCOTT CORP.) * figures 1,2 * ---	1,2	
A	US-A-4 219 129 (SEDGWICK) -----		
			TECHNICAL FIELDS SEARCHED (Int. Cl.5)
			B65D A47K
The present search report has been drawn up for all claims			
Place of search THE HAGUE		Date of completion of the search 29 APRIL 1992	Examiner BERRINGTON
CATEGORY OF CITED DOCUMENTS X : particularly relevant if taken alone Y : particularly relevant if combined with another document of the same category A : technological background O : non-written disclosure P : intermediate document T : theory or principle underlying the invention E : earlier patent document, but published on, or after the filing date D : document cited in the application L : document cited for other reasons & : member of the same patent family, corresponding document			