

(19)



Europäisches Patentamt  
European Patent Office  
Office européen des brevets



(11) Publication number:

**0 541 866 A1**

(12)

## EUROPEAN PATENT APPLICATION

(21) Application number: **91310435.2**

(51) Int. Cl.<sup>5</sup>: **E04F 19/02**

(22) Date of filing: **12.11.91**

(43) Date of publication of application:  
**19.05.93 Bulletin 93/20**

(84) Designated Contracting States:  
**DE ES FR IT**

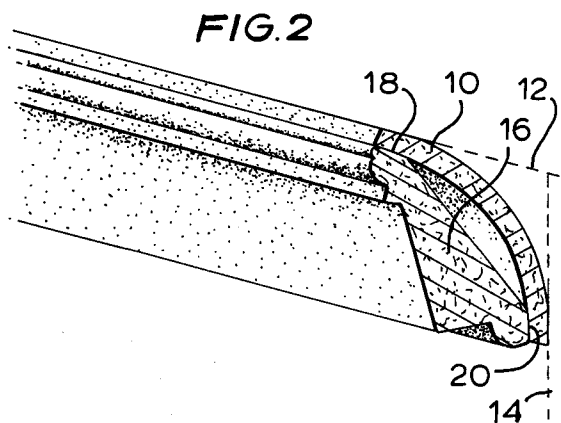
(71) Applicant: **R. CLASSIC INTERIORS LIMITED**  
**Roberts House, 17 Moor Road**  
**Broadstone, Dorset BH18 8AZ(GB)**

(72) Inventor: **Roberts, Sandra R.** Classic Interiors  
**Ltd.**  
**Roberts House, 17, Moor Road**  
**Broadstone, Dorset, BH 18 8AZ(GB)**

(74) Representative: **Green, Mark Charles et al**  
**Urquhart-Dykes & Lord, 8 Lindsay Road**  
**Poole, Dorset BH13 6AR (GB)**

(54) **Improvements in cornices.**

(57) Decorative cornice 16 having an outer decorative face and an inner back portion 18 in which there is at least one arc curvature which matches the curvature of the coving 10 to which the decorative cornice is to be affixed.



**EP 0 541 866 A1**

The present invention relates to cornices and in particular decorative cornices as used in rooms and houses offices etc.

Decorative cornices are generally made of fibrous plaster which is a moulded casting plaster reinforced with timber laths and hessian. In some cases the reinforcement may be with glass fibres. In general manufacturers make cornices with their own decorative designs or use traditional designs. Cornices have been used for many years, some of the oldest being in Georgian and Victorian houses. Cornices are used to decorate the portion of a room and to cover up the join between for example the wall and the ceiling.

In recent years cornices have not been used because of the expense involved in applying the cornice to a room of for example a recently built house. Nevertheless, the join between the, for example, wall and ceiling needs to be covered to hide the imperfection of construction. In order to do this moulded covings have been developed. These are curved pre-manufactured plaster pieces which fit in the join between, for example, the wall and ceiling providing a curved finish to that join hiding any imperfections in the join.

Many householders having such coving find that the rather plain curved nature of the coving is unsatisfactory and wish to replace the coving with a decorative cornice. Heretofore the only method of doing this is to remove the coving and replace it with a decorative cornice. This is an expensive job as removal of the coving often can cause damage to the wall and ceiling necessitating repair before the cornice is installed.

The present invention attempts to overcome the current problems with installation of cornices particularly in areas where covings already exist.

According to the present invention there is provided a decorative cornice having an outer decorative face and an inner back portion, the cornice in cross section having a portion including at least one arc of curvature which matches the curvature of a coving to which it is to be affixed.

Covings generally come in standard sizes or curvatures and different lengths. In the present invention the important factor is that the cross sectional portion of the cornice matches the outer curvature of the coving. The standard size of coving by girth is generally 100mm or 140mm. Thus the present invention has a cornice which is defined according to those standard sizes such that when the cornice is fitted the coving is converted into a decorative cornice.

The cornice insert of the present invention may have various profiles as are common with regard to cornices. For example the profile of the cornice may be Georgian infill, Egg and Dart, Acanthus leaf or Greek key.

The cornice of the present invention matches the curvature of the coving at the points of contact and at the point of contact is adhered to the coving by means of tile adhesive or plaster, although this means of adhesion is not limiting.

In one embodiment a cross-sectional profile of the cornice of the present invention may match the whole curvature of the coving. However it is preferred that there are two points of contact of the cornice at each extreme of the coving leaving some space behind the cornice between the cornice and the coving. This means that the cross-sectional profile is smaller necessitating reduced weight and the use of less materials in the manufacture of the cornice.

The present invention will be further described by way of example only with reference to the accompanying drawing in which: -

Figure 1 shows the present invention in partial cross section

Figure 2 shows the present invention in partial cross section with the cornice and coving mated to provide an infill cornice.

Figure 1 shows standard coving 10 having for example a girth of 100 or 140mm. The dotted lines 12 and 14 show the position of the ceiling and wall of a room when the coving is in position. The coving 10 is generally made of plaster lined with paper. The coving once in position is generally painted.

The cornice infill 16 of the present invention has two curved portions 18 and 20 and a patent profile 22 on the outer side. The curved portions 18 and 20 match the curvature of the coving 10. It will be seen that once the cornice 16 is brought into position against the coving 10 the coving 10 is converted into a decorative cornice by means of the profil 22.

Figure 2 shows the cornice infill 16 in position in the coving 10 abutted by the curved portions 18 and 20. Tile adhesive or plaster is applied to the coving and the cornice infill 16 is brought into position and held by the adhesive. Any excess is squeezed into the space between the cornice infill 16 and the coving 10. Excess adhesive on the outer portion of the cornice or coving is removed.

Although the Georgian infill pattern is shown in the Figures the profile of the cornice infill can be for example Egg & Dart, Acanthus leaf, Greek Key as desired.

The cornice infill 16 may be sized to match any coving and is not restricted for use in conjunction with standard coving.

The present invention has the great advantage that the coving which may exist in a house or room need not be removed prior to the incorporation of a decorative cornice.

**Claims**

1. A decorative cornice having an outer decorative face and an inner back portion, the cornice in cross section having a portion including at least one arc of curvature which matches the curvature of a coving to which it is to be affixed. 5
2. A decorative cornice as claimed in Claim 1 in which the outer decorative face has a Georgian infill, Egg and Dart, Acanthus leaf or Greek key. 10
3. A decorative cornice as claimed in Claim 1 or Claim 2 wherein there are two points of contact of the cornice on the inner back portion at each extreme of the coving leaving some space behind the cornice between the cornice and the coving. 15  
20

25

30

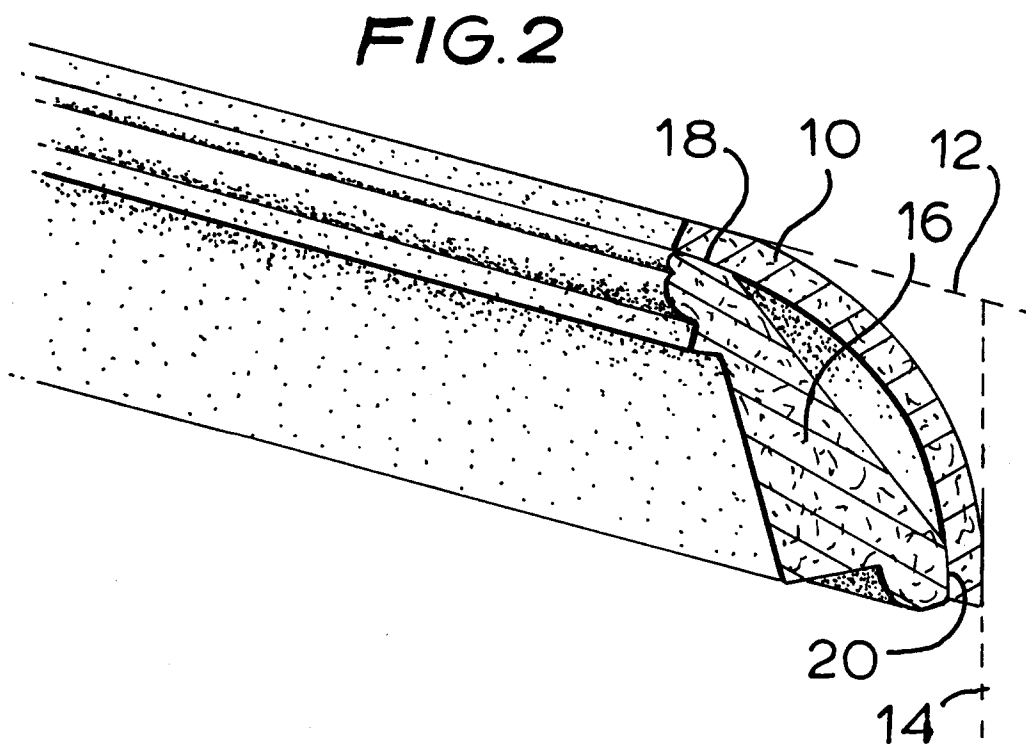
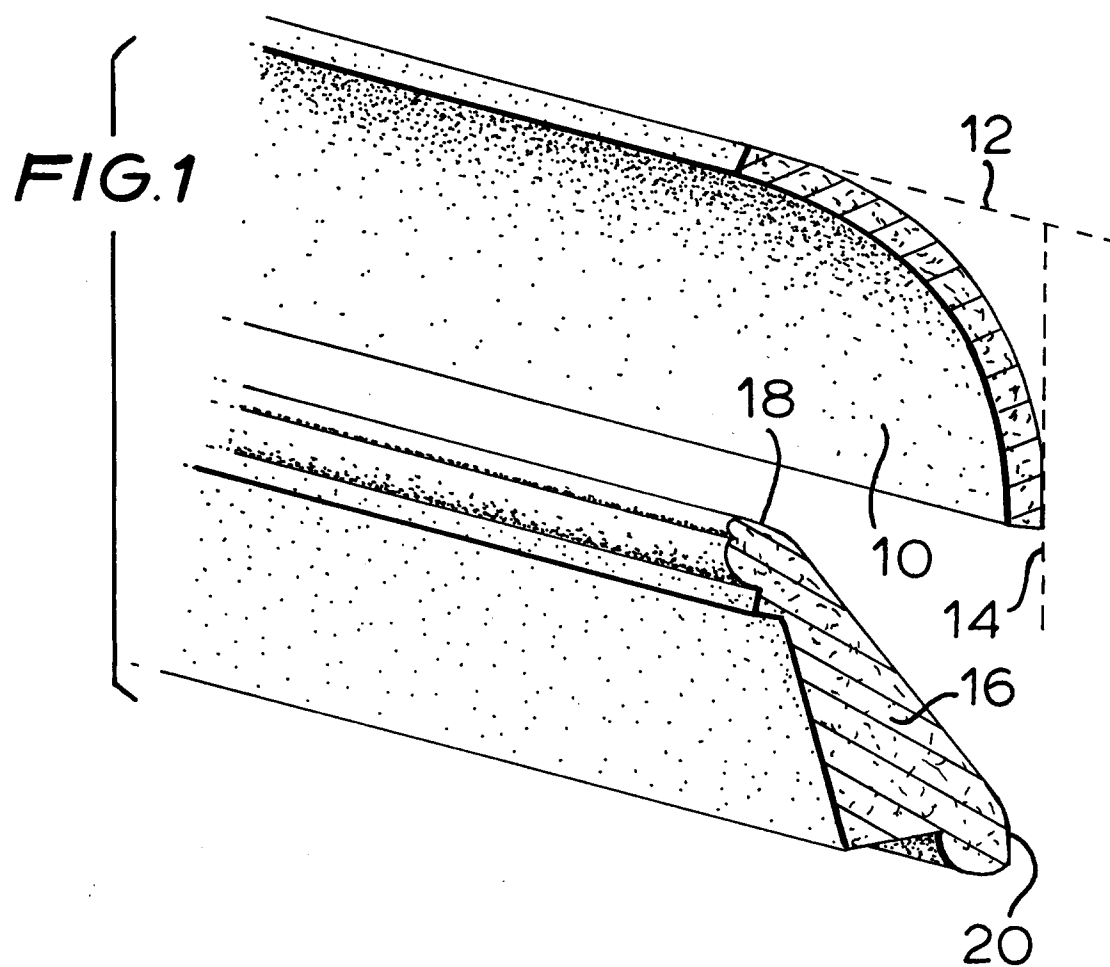
35

40

45

50

55





European Patent  
Office

## EUROPEAN SEARCH REPORT

Application Number

EP 91 31 0435

DOCUMENTS CONSIDERED TO BE RELEVANT			
Category	Citation of document with indication, where appropriate, of relevant passages	Relevant to claim	CLASSIFICATION OF THE APPLICATION (Int. Cl.5)
Y	GB-A-2 190 115 (BROWN)	1	E04F19/02
A	* page 1, line 96 - page 2, line 26; figures 1,2 *	3	
Y	FR-A-2 300 192 (PROOT)	1	
A	FR-A-1 518 136 (FIRMA RICH. ERMECKE O.H.G.)	1,3	
	* page 3, line 1 - page 5, line 6; figures 1-3 *		
	* page 3, left column, line 30 - line 42; figure 10 *		
The present search report has been drawn up for all claims			TECHNICAL FIELDS SEARCHED (Int. Cl.5)
			E04F
Place of search THE HAGUE		Date of completion of the search 03 JULY 1992	Examiner AYITER J.
<b>CATEGORY OF CITED DOCUMENTS</b>			
X : particularly relevant if taken alone Y : particularly relevant if combined with another document of the same category A : technological background O : non-written disclosure P : intermediate document		T : theory or principle underlying the invention E : earlier patent document, but published on, or after the filing date D : document cited in the application L : document cited for other reasons & : member of the same patent family, corresponding document	