



⑫ **EUROPEAN PATENT SPECIFICATION**

④⑤ Date of publication of patent specification :
28.06.95 Bulletin 95/26

⑤① Int. Cl.⁶ : **G03C 7/38, G03C 7/42**

②① Application number : **93102355.0**

②② Date of filing : **15.02.93**

⑤④ **Method for processing color photographic material.**

③⑩ Priority : **14.02.92 JP 59124/92**

⑦③ Proprietor : **FUJI PHOTO FILM CO., LTD.**
210 Nakanuma
Minami-Ashigara-shi
Kanagawa (JP)

④③ Date of publication of application :
01.09.93 Bulletin 93/35

⑦② Inventor : **Hayashi, Hiroshi, c/o Fuji Photo Film**
Co., Ltd.
No. 210, Nakanuma
Minami Ashigara-shi, Kanagawa (JP)

④⑤ Publication of the grant of the patent :
28.06.95 Bulletin 95/26

⑧④ Designated Contracting States :
DE FR GB NL

⑦④ Representative : **Patentanwälte Grünecker,**
Kinkeldey, Stockmair & Partner
Maximilianstrasse 58
D-80538 München (DE)

⑤⑥ References cited :
EP-A- 0 342 637
EP-A- 0 431 568
EP-A- 0 491 197
EP-A- 0 500 045
US-H-H953 (M.GOTO ET AL.)
DATABASE WPIL Section Ch, Week 8948, Der-
went Publications Ltd., London, GB; Class
E13, AN 89-351532

EP 0 557 851 B1

Note : Within nine months from the publication of the mention of the grant of the European patent, any person may give notice to the European Patent Office of opposition to the European patent granted. Notice of opposition shall be filed in a written reasoned statement. It shall not be deemed to have been filed until the opposition fee has been paid (Art. 99(1) European patent convention).

DescriptionFIELD OF THE INVENTION

5 This invention relates to a method for processing a color photographic material, and more particularly to a method for processing a color photographic material which has excellent processing solution stability and color reproducibility, where stain scarcely occurs and an image of good quality is obtained.

BACKGROUND OF THE INVENTION

10 A color image forming method which is most widely used in the field of silver halide color photographic materials includes a method wherein exposed silver halide is allowed to function as an oxidizing agent, and oxidized aromatic primary amine color developing agents react with couplers to form indophenol, indoaniline, indamine, azomethine, phenoxazine, phenazine and analogous dyes. In this system, a method is used wherein
 15 a color image is reproduced by subtractive color photography. Generally, a color image is formed by changing the amounts of dyes formed by the three yellow, magenta and cyan colors.

Generally, phenol or naphthol cyan couplers are used to form a cyan dye image. However, since these couplers have undesired absorption in green light region and the blue light region, they have a serious problem in that particularly blue and green color reproducibility is greatly lowered. Accordingly, a solution to this problem
 20 is required.

EP 249,453A2 has proposed 2,4-diphenylimidazole cyan couplers to solve this problem. Dyes formed from these couplers show a reduction in undesired absorption in the green light and blue light regions in comparison with conventional dyes and certainly have improved in color reproducibility. However, these couplers are not considered to be fully satisfactory with respect to color reproducibility, and a further improvement is required.
 25 In addition, these couplers have serious problems in that the reactivity of these couplers with oxidized developing agents, that is, the coupling activity of these couplers is low, and the fastness of dyes formed to heat and light is quit low. Accordingly, these couplers can not be put to practical use.

JP-A-64-552 (the terms "JP-A" as used herein means an "unexamined published Japanese patent application"), JP-A-64-553, JP-A-64-554, JP-A-64-555, JP-A-64-556 and JP-A-64-557 disclose pyrazoloazole cyan couplers. These couplers show a reduction of undesirable absorption in the green and blue regions in comparison with conventional dyes. However, these couplers have problems in that the color reproducibility is not sufficient and color developability is quite low.
 30

Couplers having a 1H-pyrrolo[1,2-b][1,2,4]triazole mother nucleus are disclosed in a paper (pages 108 to 110) comprising the substance of a lecture at the annual meeting (held May 23 and 24, 1985) of the Photographic Society of Japan, JP-A-62-279340 and JP-A-62-278552. These couplers are known as magenta couplers. The absorption spectra of the dyes, of these pyrrolotriazole couplers described in this 1985 paper of Photographic Society of Japan are slightly broader than those of dyes from well known pyrrolotriazole magenta couplers, and these couplers are not considered to have satisfactory hue as magenta couplers.
 35

Further, JP-A-62-291646 and JP-A-63-32548 disclose couplers with a pyrrolotriazole mother nucleus. However, these couplers are clearly described as magenta couplers, and all of compounds exemplified therein are limited to couplers which form magenta dyes.
 40

Generally, the processing of silver halide color photographic materials comprises a color development stage and a desilvering stage. In the desilvering stage, developed silver formed in the color development stage is oxidized by a bleaching agent having an oxidation effect to form a silver salt (bleaching). The silver salt together with unused silver halide is converted into a soluble silver salt by a fixing agent and is removed from light-sensitive layers (fixing).
 45

Iron(III) ion complex salts (e.g., iron(III) complex salts of aminopolycarboxylic acids) are mainly used as bleaching agents, and thiosulfates are usually used as fixing agents.

In one embodiment, bleaching and fixing are separately carried out in a bleaching stage and in a fixing stage, respectively. In another embodiment, bleaching and fixing are simultaneously carried out as a bleaching-fixing stage. The details of these processing stages are described in James, The Theory of Photographic Process, 4th Edition (1977).
 50

Generally, the above-described processing stages are carried out in automatic processors. Particularly, small-size automatic processors comprising miniature laboratories have been provided in shops in recent years, and rapid attention to customers has spread. Since the processors are miniaturized and rapid processing is required, the bleaching agents and the fixing agents are used in the same bath as a bleaching-fixing bath in the processing of color paper.
 55

Rapid processing in the processing stages and easy maintenance have been highly demanded in recent

years. High speed-up and the improvement of the stability of processing solutions in the bleaching-fixing stage have been demanded. Further, processing is carried out at various places, and hence a problem in the disposal of waste water in processing has become serious.

5 Iron(III) complex salts of ethylenediaminetetraacetic acid have been conventionally used in the bleaching stage. In addition thereto, potassium ferricyanide and iron chloride are conventionally known as bleaching agents which have a strong oxidizing power and are capable of achieving rapid bleaching. However, potassium ferricyanide is not widely used from the standpoint of the preservation of environment, and iron chloride can not be widely used from the standpoint of its inconvenience in handling due to metal corrosion. Iron(III) complex salts of 1,3-diaminopropanetetraacetic acid have been proposed as general-purpose bleaching agents with a rapid bleaching effect in recent years. However, when the complex salts are used, bleach fog tends to occur. Hence these complex salts are not considered to be satisfactory bleaching agents.

10 Thiosulfates used as fixing agents are deteriorated by oxidation and form sulfide precipitates. Accordingly, sulfites are generally added as preservatives to prevent oxidation of thiosulfates. A further improvement in the stability of the processing solutions used is required as replenishment rate is reduced. However, when the amounts of the sulfites are increased, a problem with regard to solubility arises. When the sulfites are oxidized, the precipitate of sodium sulfate is formed. Accordingly, these problems can not be solved. These problems become even more serious with a reduction in the pH of the processing solutions. Further, from the viewpoint of rapid processing it is required that there are developed compounds which are superior in fixing properties to thiosulfates.

20 When a rapid bleaching-fixing operation is carried out after rapid color development, developing agents, sensitizing dyes and dyes contained in the light-sensitive materials can not be sufficiently removed and stain is formed on images after processing, even though the developing agents, the sensitizing dyes and dyes can be removed in conventional bleaching-fixing stage.

25 Accordingly, it has been highly desired to develop a fixing agent and a bleaching agent which do not have the above-described problems and to provide a processing composition containing the same and a processing method using the same.

To solve these problems, Japanese Patent Application No. 5-066540 published 19-03-1993 discloses that when a bleaching-fixing solution containing at least one compound selected from the group consisting of nitrogen-containing heterocyclic compounds having a sulfide group, meso-ionic compounds and thioether compounds as fixing agents having excellent stability against oxidation is used in place of thiosulfates, the solution is stable against oxidation, no precipitate is formed when the replenishment rate is low, bleach fog is small in comparison with thiosulfates, and good results can be obtained particularly when bleaching-fixing agents are used in combination with strong oxidizing agents.

30 When light-sensitive materials containing the above described 1H-pyrrolo[1,2-b][1,2,4]triazole couplers are processed with processing solutions containing thiosulfates as the fixing agents, color reproducibility (color turbidity) can be greatly improved in comparison with the prior art. However, it has been found that when the finished prints are stored under high temperature conditions or under high temperature and humidity conditions, yellow color staining is noticeable because color turbidity is improved, and color reproduction in the low density area is deteriorated. Particularly, in the system wherein rapid processing is contemplated and the replenishment rate of the processing solution is lowered, materials with concerns that colored materials will be formed may be left behind, such materials have a large effect, and stain is markedly formed on images when the processing time is shortened. An adverse effect thereof is observed.

45 Further, light-sensitive materials are distributed to miniature laboratories and processed there. Where leisurely processing is conducted, it has been found that the fixing agents and silver salts are deposited on light-sensitive material-conveying rollers during the course of leisurely processing. The term "leisurely processing" as used herein refers to the following situations.

- (1) The amount of light-sensitive materials processed per day is small, or the processing time is short.
- (2) The amount of light-sensitive materials processed per unit time during operation is small.
- (3) The interval of time between operations is long. For example, the processing time required for one operation is short (the amount of the material to be processed is small), but the down time is long, or even when working time is long, the down time until the subsequent operation is long.

50 When the fixing agents or the silver salts are deposited on the conveying rollers during leisurely processing, the deposits are transferred onto the light-sensitive materials, whereby the light-sensitive materials are stained. Accordingly, the conveying rollers must be frequently cleaned.

55

SUMMARY OF THE INVENTION

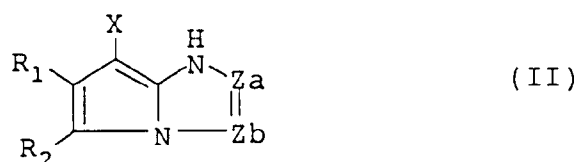
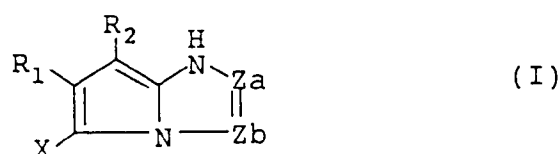
An object of the present invention is to provide a method for processing a photographic material which can

solve the above-described problems.

Another object of the present invention is to provide a photographic material which is free from the above-described problems, has excellent color reproducibility (color turbidity being low), can prevent stain from being formed and enables ultra-rapid processing to be carried out and, moreover, which does not stain the light-sensitive material-conveying rollers.

The above-described objects of the present invention have been achieved by the following processing methods (1) to (3).

(1) A method for processing an imagewise exposed color photographic material comprising a support having on at least one side thereof at least one layer containing a light-sensitive silver halide emulsion and at least one non-diffusing oil-soluble coupler capable of forming a dye by the coupling reaction thereof with the oxidation product of an aromatic primary amine developing agent, wherein the color photographic material contains at least one member selected from the group consisting of cyan couplers represented by the following general formulas (I) and (II) as the oil-soluble coupler:



wherein Za and Zb each represents $-\text{C}(\text{R}_3)=$ or $-\text{N}=-$ provided that one of Za and Zb is $-\text{N}=-$ and the other is $-\text{C}(\text{R}_3)=$; R_1 and R_2 each represents an electron attracting group (electrophilic group) having a Hammett's substituent constant σ_p value of at least 0.20 and the sum of σ_p value of R_1 and R_2 is at least 0.65; R_3 represents a hydrogen atom or a substituent group; and X represents a hydrogen atom or a group which is eliminated by the coupling reaction with the oxidation product of an aromatic primary amine color developing agent; or R_1 , R_2 , R_3 or X may be a bivalent group and the coupler may be in the form of a dimer or a higher polymer through the bivalent group or may form a homopolymer or a copolymer wherein the compound is bonded to a high-molecular weight chain;

where the method comprises color developing the photographic material and then processing the photographic material with a bath having a fixing ability and containing at least one compound, as a fixing agent, selected from the group consisting of nitrogen-containing heterocyclic compounds having a sulfide group, meso-ionic compounds and thioether compounds after color developing.

(2) A method for processing a color photographic material as described in the (1) above, wherein the silver halide emulsion comprises light-sensitive silver halide grains having a silver chloride content of 90 mol% or higher.

(3) A method for processing a color photographic material as described in (1) or (2) above, wherein the processing time of the photographic material is 120 seconds or less from the commencement of development until completion of the drying stage.

BRIEF DESCRIPTION OF THE DRAWINGS

Fig. 1 shows schematically one embodiment of a processor suitable for use in carrying out the processing method of the present invention.

Fig. 2 shows diagrammatically one embodiment of a blade to be provided on the wall of the bath of the processor of Fig. 1.

Fig. 3 shows diagrammatically another embodiment of a blade to be provided on the wall of the bath of the processor of Fig. 1.

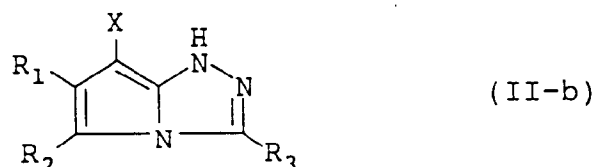
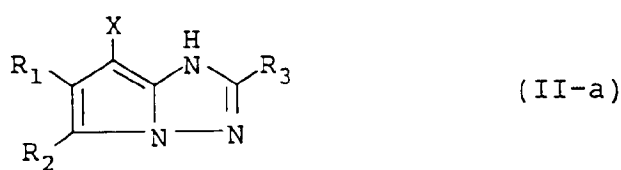
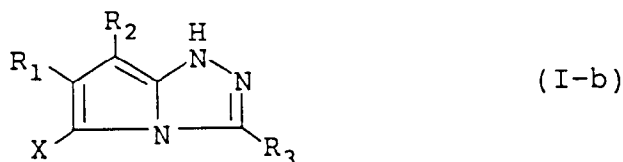
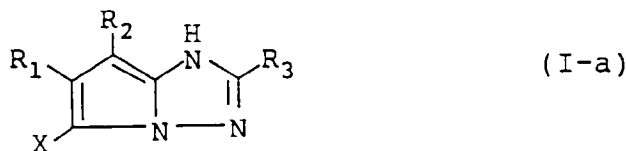
DETAILED DESCRIPTION OF THE INVENTION

The present invention is illustrated in more detail below.

First, the cyan couplers of general formula (I) or (II) which can be used as oil-soluble couplers present in color photographic materials to be processed according to the present invention are illustrated below.

In general formula (I) or (II), Za and Zb each represents $-C(R_3)=$ or $-N=$, provided that one of Za and Zb is $-N=$ and the other is $-C(R_3)=$.

Namely, the cyan couplers of the present invention can be specifically represented by the following general formulas (I-a), (I-b), (II-a) and (II-b).



wherein R_1 , R_2 , R_3 and X are as defined above in general formulas (I) and (II).

R_3 represents a hydrogen atom or a substituent. Examples of the substituent include a halogen atom, an alkyl group, an aryl group, a heterocyclic group, a cyano group, a hydroxyl group, a nitro group, a carboxyl group, a sulfo group, an amino group, an alkoxy group, an aryloxy group, an acylamino group, an alkylamino group, an anilino group, an ureido group, a sulfamoylamino group, an alkylthio group, an arylthio group, an alkoxy-carbonylamino group, a sulfonamido group, a carbamoyl group, a sulfamoyl group, a sulfonyl group, an alkoxy-carbonyl group, a heterocyclic oxy group, an azo group, an acyloxy group, a carbamoyloxy group, a silyloxy group, an aryloxy-carbonylamino group, an imido group, a heterocyclic thio group, a sulfinyl group, a phosphoryl group, an aryloxy-carbonyl group, an acyl group and an azolyl group. These groups may be further substituted by one or more substituents.

More specifically, R_3 represents a hydrogen atom, a halogen atom (e.g., chlorine, bromine), an alkyl group (e.g., a straight-chain or branched alkyl group having 1 to 32 carbon atoms, an aralkyl group, an alkenyl group, an alkynyl group, a cycloalkyl group, a cycloalkenyl group, more specifically, methyl, ethyl, propyl, isopropyl, t-butyl, tridecyl, 2-methanesulfonylethyl, 3-(3-pentadecylphenoxy)propyl, 3-{4-[2-[4-(4-hydroxyphenylsulfonyl)phenoxy]dodecaneamido]phenyl} propyl, 2-ethoxytridecyl, trifluoromethyl, cyclopentyl, 3-(2,4-di-t-amino-phenoxy)propyl), an aryl group (e.g., phenyl, 4-t-butylphenyl, 2,4-di-t-amylphenyl, 4-tetradecaneamidophenyl), a heterocyclic group (e.g., 2-furyl, 2-thienyl, 2-pyrimidinyl, 2-benzthiazolyl), a cyano group, a hydroxyl group, a nitro group, a carboxyl group, an amino group, an alkoxy group (e.g., methoxy, ethoxy, 2-methoxyethoxy, 2-dodecylethoxy, 2-methanesulfonylethoxy), an aryloxy group (e.g., phenoxy, 2-methylphenoxy, 4-t-butylphenoxy, 3-nitrophenoxy, 3-t-butyloxycarbamoylphenoxy, 3-methoxycarbamoyl), an acylamino group (e.g.,

acetamido, benzamido, tetradecaneamido, 2-(2,4-di-t-aminophenoxy)butaneamido, 4-(3-t-butyl-4-hydroxyphenoxy)butaneamido, 2-{4-(4-hydroxyphenylsulfanyl)phenoxy}decaneamido), an alkylamino group (e.g., methylamino, butylamino, dodecylamino, diethylamino, methylbutylamino), an anilino group (e.g., phenylamino, 2-chloroanilino, 2-chloro-5-tetradecaneaminoanilino, 2-chloro-5-dodecyloxycarbonylanilino, N-acetylanilino, 2-chloro-5-{2-(3-t-butyl-4-hydroxyphenoxy)dodecaneamido}-anilino), a ureido group (e.g., phenylureido, methylureido, N,N-dibutylureido), a sulfamoylamino group (e.g., N,N-dipropylsulfamoylamino, N-methyl-N-decylsulfamoylamino), an alkylthio group (e.g., methylthio, octylthio, tetradecylthio, 2-phenoxyethylthio, 3-phenoxypropylthio, 3-(4-t-butylphenoxy)propylthio), an arylthio group (e.g., phenylthio, 2-butoxy-5-t-octylphenylthio, 3-pentadecylphenylthio, 2-carboxyphenylthio, 4-tetradecaneamidophenylthio), an alkoxy-carbonylamino group (e.g., methoxycarbonylamino, tetradecyloxycarbonylamino), a sulfonamido group (e.g., methanesulfonamido, hexadecanesulfonamido, benzenesulfonamido, p-toluenesulfonamido, octadecanesulfonamido, 2-methoxy-5-t-butylbenzenesulfonamido), a carbamoyl group (e.g., N-ethylcarbamoyl, N,N-dibutylcarbamoyl, N-(2-dodecyloxyethyl)carbamoyl, N-methyl-N-dodecylcarbamoyl, N-{3-(2,4-di-t-amyphenoxy)propyl}carbamoyl), a sulfamoyl group (e.g., N-ethylsulfamoyl, N,N-dipropylsulfamoyl, N-(2-dodecyloxyethyl)sulfamoyl, N-ethyl-N-dodecylsulfamoyl, N,N-diethylsulfamoyl), a sulfonyl group (e.g., methanesulfonyl, octanesulfonyl, benzenesulfonyl, toluenesulfonyl), an alkoxy-carbonyl group (e.g., methoxycarbonyl, butyloxycarbonyl, dodecyloxycarbonyl, octadecyloxycarbonyl), a heterocyclic oxy group (e.g., 1-phenyltetrazole-5-oxy, 2-tetrahydropyranyloxy), an azo group (e.g., phenylazo, 4-methoxyphenylazo, 4-pivaloylaminophenylazo, 2-hydroxy-4-propanoylphenylazo), an acyloxy group (e.g., acetoxy), a carbamoyloxy group (e.g., N-methylcarbamoyloxy, N-phenylcarbamoyloxy), a silyloxy group (e.g., trimethylsilyloxy, dibutylmethylsilyloxy), an aryloxy-carbonylamino group (e.g., phenoxy-carbonylamino), an imido group (e.g., N-succinimido, N-phthalimido, 3-octadecenylsuccinimido), a heterocyclic thio group (e.g., 2-benzthiazolylthio, 2,4-diphenoxy-1,3,5-triazole-6-thio, 2-pyridylthio), a sulfinyl group (e.g., dodecanesulfinyl, 3-pentadecylphenylsulfinyl, 3-phenoxypropylsulfinyl), a phosphonyl (e.g., phenoxyphosphonyl, octyloxyphosphonyl, phenylphosphonyl), an aryloxy-carbonyl group (e.g., phenoxy-carbonyl), an acyl group (e.g., acetyl, 3-phenylpropanoyl, benzoyl, 4-dodecyloxybenzoyl) or an azolyl group (e.g., imidazolyl, pyrazolyl, 3-chloropyrazole-1-yl, triazolyl).

Preferably, R₃ is an alkyl group, an aryl group, a heterocyclic group, a cyano group, a nitro group, an acylamino group, an anilino group, a ureido group, a sulfamoylamino group, an alkylthio group, an arylthio group, an alkoxy-carbonylamino group, a sulfonamido group, a carbamoyl group, a sulfamoyl group, a sulfonyl group, an alkoxy-carbonyl group, a heterocyclic oxy group, an acyloxy group, a carbamoyloxy group, an aryloxy-carbonylamino group, an imido group, a heterocyclic thio group, a sulfinyl group, a phosphonyl group, an aryloxy-carbonyl group, an acyl group or an azolyl group.

More preferably, R₃ is an alkyl group or an aryl group. An alkyl group having at least one substituent and an aryl group having at least one substituent are preferred from the viewpoint of cohesiveness. Still more preferably, R₃ is an alkyl group or an aryl group, each group having at least one substituent selected from the group consisting of an alkoxy group, a sulfonyl group, a sulfamoyl group, a carbamoyl group, an acylamido group and a sulfonamide group. Particularly preferably, R₃ is an alkyl group or an aryl group, each group being substituted by at least one of an acylamido group and a sulfonamido group. It is preferred that when the aryl group has one or more substituent groups, the substituent group is attached in at least the ortho-position.

In the cyan couplers used in the present invention, R₁ and R₂ are each an electron attracting group having a Hammett's substituent constant σ_p value of at least 0.20, and when the sum of σ_p values of R₁ and R₂ is at least 0.65, the couplers form a color to form a cyan color image. The sum of σ_p values of R₁ and R₂ is preferably at least 0.70, and the upper limit thereof is about 1.8.

R₁ and R₂ are each an electron attracting group having a Hammett's substituent constant σ_p value of at least 0.20, preferably at least 0.30. The upper limit of each group is 1.0 or below, Hammett's rule is an empirical rule proposed by L.P. Hammett in 1935 to discuss quantitatively the effect of substituent on the reaction or equilibrium of benzene derivatives. The propriety of the rule is widely recognized at present.

There are two substituent constants determined by Hammett's rule. Namely, there are σ_p value and σ_m value. These values are described widely in the literature. For example, these substituent constants are fully described in J.A. Dean, Lange's Handbook of Chemistry, 12nd Edition (1979) (McGraw Hill) and Area of Chemistry, a special issue, No. 122, pp. 96~103 (1979) (published by Nankoudo). In the present invention, R₁ and R₂ are defined by Hammett's substituent constant σ_p value. However, this means that substituent groups are not limited to those which are already described in the literature and whose substituent constant values are known from the literature. Even when the values are not known from the literature, the values are included within the range thereof, so long as the values are measured on the basis of Hammett's rule.

Examples of suitable electron attracting groups having a σ_p value of at least 0.20 represented by R₁ and R₂ include an acyl group, an acyloxy group, a carbamoyl group, an alkoxy-carbonyl group, an aryloxy-carbonyl group, a cyano group, a nitro group, a dialkylphosphono group, a diarylphosphono group, a diarylphosphinyl

group, an alkylsulfinyl group, an arylsulfinyl group, an alkylsulfonyl group, an arylsulfonyl group, a sulfonyloxy group, an acylthio group, a sulfamoyl group, a thiocyanato group, a thiocarbonyl group, a halogenated alkyl group, a halogenated alkoxy group, a halogenated aryloxy group, a halogenated alkylamino group, a halogenated alkylthio group, an aryl group substituted by other electrophilic group having a σ_p value of at least 0.20, a heterocyclic group, a halogen atom, an azo group and a selenocyanato group. These groups may be further substituted by one or more substituents. Examples of suitable substituents include those already described above in the definition of the substituent represented by R_3 .

More specifically, examples of suitable electrophilic group having a σ_p value of at least 0.20 represented by R_1 and R_2 include an acyl group (e.g., acetyl, 3-phenylpropanoyl, benzoyl, 4-dodecyloxybenzoyl), an acyloxy group (e.g., acetoxy), a carbamoyl group (e.g., carbamoyl, N-ethylcarbamoyl, N-phenylcarbamoyl, N,N-dibutylcarbamoyl, N-(2-dodecyloxyethyl)carbamoyl, N-(4-n-pentadecaneamido)phenylcarbamoyl, N-methyl-N-dodecylcarbamoyl, N-{3-(2,4-di-t-amylphenoxy)propyl}carbamoyl), an alkoxy-carbonyl group (e.g., methoxycarbonyl, ethoxycarbonyl, isopropylloxycarbonyl, tertbutylloxycarbonyl, isobutylloxycarbonyl, butylloxycarbonyl, dodecylloxycarbonyl, octadecylloxycarbonyl), an aryloxycarbonyl group (e.g., phenoxy-carbonyl), cyano group, nitro group, a dialkylphosphono group (e.g., dimethylphosphono), a diarylphosphono group (e.g., diphenylphosphono), a diarylphosphinyl group (e.g., diphenylphosphinyl), an alkylsulfinyl group (e.g., 3-phenoxydipropylsulfinyl), an arylsulfinyl group (e.g., 3-pentadecylphenylsulfinyl), an alkylsulfonyl group (e.g., methanesulfonyl, octanesulfonyl), an arylsulfonyl group (e.g., benzenesulfonyl, toluenesulfonyl), a sulfonyloxy group (e.g., methanesulfonyloxy, toluenesulfonyloxy), an acylthio group (e.g., acetylthio, benzoylthio), a sulfamoyl group (e.g., N-ethylsulfamoyl, N,N-dipropylsulfamoyl, N-(2-dodecyloxyethyl)sulfamoyl, N-ethyl-N-dodecylsulfamoyl, N,N-diethylsulfamoyl), a thiocyanate group, a thiocarbonyl group (e.g., methylthiocarbonyl, phenylthiocarbonyl), a halogenated alkyl group (e.g., trifluoromethyl, heptafluoropropyl), a halogenated alkoxy group (e.g., trifluoromethoxy), a halogenated aryloxy group (e.g., pentafluorophenoxy), a halogenated alkylamino group (e.g., N,N-di-(trifluoromethyl)amino), a halogenated alkylthio group (e.g., difluoromethylthio, 1,1,2,2-tetrafluoroethylthio), an aryl group substituted by other electron attracting group having a σ_p value of at least 0.20 (e.g., 2,4-dinitrophenyl, 2,4,6-trichlorophenyl, pentachlorophenyl), a heterocyclic group (e.g., 2-benzoxazolyl, 2-benzthiazolyl, 1-phenyl-2-benzimidazolyl, 5-chloro-1-tetrazolyl, 1-pyrrolyl), a halogen atom (e.g., chlorine, bromine), an azo group (e.g., phenylazo) and selenocyanate group. These groups may be further substituted by one or more substituents, so long as they can be substituted. Examples of suitable substituents include those already described above in the definition of the substituent group represented by R_3 .

Preferably, R_1 and R_2 are each an acyl group, an acyloxy group, a carbamoyl group, an alkoxy-carbonyl group, an aryloxycarbonyl group, a cyano group, a nitro group, an alkylsulfinyl group, an arylsulfinyl group, an alkylsulfonyl group, an arylsulfonyl group, a sulfamoyl group, a halogenated alkyl group, a halogenated alkoxy group, a halogenated alkylthio group, a halogenated aryloxy group, an aryl group substituted by at least two other electron attracting groups having a σ_p value of at least 0.20 or a heterocyclic group. More preferably, R_1 and R_2 are each an acyl group, an alkoxy-carbonyl group, a nitro group, a cyano group, an arylsulfonyl group, a carbamoyl group or a halogenated alkyl group.

Most preferably, R_1 is a cyano group. Particularly preferably, R_2 is an aryloxycarbonyl group or an alkoxy-carbonyl group. Most preferably, R_2 is a branched alkoxy-carbonyl group or an alkoxy-carbonyl group having an electron attracting group.

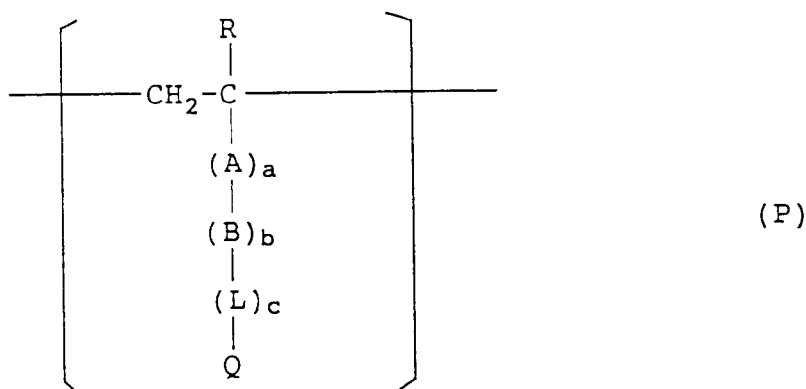
X represents a hydrogen atom or an atom or group which is eliminated by the coupling reaction with the oxidation product of an aromatic primary amine color developing agent. Examples of eliminable atoms or groups represented by X include a halogen atom, an alkoxy group, an aryloxy group, an acyloxy group, an alkyl- or arylsulfonyloxy group, an acylamino group, an alkyl- or arylsulfonamido group, an alkoxy-carbonyloxy group, an aryloxycarbonyloxy group, an alkylthio group, an arylthio group, a heterocyclic thio group, an alkyl- or arylsulfinyl group, a carbamoylamino group, a five-membered or six-membered nitrogen containing heterocyclic group, an imido group and an arylazo group. These groups may be further substituted by one or more substituents. Examples of substituents include those already described above in the definition of the substituents represented by R_3 .

More specifically, examples of eliminable atoms or groups represented by X include a halogen atom (e.g., fluorine, chlorine, bromine), an alkoxy group (e.g., ethoxy, dodecyloxy, methoxyethylcarbamoylmethoxy, carboxypropyloxy, methylsulfonylethoxy, ethoxycarbonylmethoxy), an aryloxy group (e.g., 4-methylphenoxy, 4-chlorophenoxy, 4-methoxyphenoxy, 4-carboxyphenoxy 3-ethoxycarboxyphenoxy, 3-acetylaminophenoxy, 2-carboxyphenoxy), an acyloxy group (e.g., acetoxy, tetradecanoyloxy, benzoyloxy), an alkyl- or arylsulfonyloxy group (e.g., methanesulfonyloxy, toluenesulfonyloxy), an acylamino group (e.g., dichloroacetyl-amino, heptafluorobutylrylamino), an alkyl- or arylsulfonamido group (e.g., methanesulfonamido, trifluoromethanesulfonamido, p-toluenesulfonamido), an alkoxy-carbonyloxy group (e.g., ethoxycarbonyloxy, benzyloxycarbonyloxy), an aryloxycarbonyloxy group (e.g., phenoxy-carbonyloxy), an alkyl-, aryl- or heterocyclic thio group (e.g., do-

decylthio, 1-carboxydodecylthio, phenylthio, 2-butoxy-5-t-octylphenylthio, tetrazoylthio), an alkyl- or arylsulfanyl group (e.g., isopropylsulfanyl), a carbamoylamino group (e.g., N-methylcarbamoylamino, N-phenylcarbamoylamino), a five-membered or six-membered nitrogen-containing heterocyclic group (e.g., imidazolyl, pyrazolyl, triazolyl, tetrazolyl, 1,2-dihydro-2-oxo-1-pyridyl), an imido group (e.g., succinimido, hydantoinyl) and an arylazo group (e.g., phenylazo, 4-methoxyphenylazo). In addition thereto, there is the case where the compound is in the form of a bis type coupler wherein X as an eliminable group is bonded to the coupler through a carbon atom formed by condensing the compound with a four equivalent type coupler in the presence of an aldehyde or a ketone. Further, X may include a photographically useful group such as a development inhibitor or a development accelerator.

Preferably, X is a halogen atom, an alkoxy group, an aryloxy group, an alkyl- or arylthio group, an alkyl- or arylsulfanyl group or a five-membered or six-membered nitrogen-containing heterocyclic group which is bonded to the coupling active site through a nitrogen atom. More preferably, X is a halogen atom, an alkyl- or arylthio group or an alkyl- or arylsulfanyl group. Particularly preferably, X is an arylthio group or an arylsulfanyl group.

In general formula (I) or (II), R_1 , R_2 , R_3 or X may be a bivalent group, and the cyan couplers may be in the form of a dimer or a higher polymer through the bivalent group, or in the form of a homopolymer or a copolymer wherein the compound is bonded to a high-molecular weight chain. Typical examples of homopolymers or the copolymers wherein the compound is bonded to a high-molecular weight chain include homopolymers and copolymers of addition polymer type ethylenically unsaturated compounds having a residue of a cyan coupler of the general formula (I) or (II). The polymer may have at least one member of cyan color forming repeating units having the residues of the cyan couplers of general formula (I) or (II), or the polymer may be a copolymer having one or more non-color forming ethylenic monomer units as a copolymer component. The cyan color forming repeating units having the residues of cyan couplers of general formula (I) or (II) which can be advantageously used, can be represented by the following general formula (P).



wherein R represents a hydrogen atom, an alkyl group having 1 to 4 carbon atoms or chlorine atom; A represents -CONH-, -COO- or a substituted or unsubstituted phenylene group; B represents a substituted or unsubstituted alkylene group, a substituted or unsubstituted phenylene group or a substituted or unsubstituted aralkylene group; L represents -CONH-, -NHCONH-, -NHCOO-, -NHCO-, -OCONH-, -NH-, -COO-, -OCO-, -CO-, -O-, -S-, -SO₂-, -NHSO₂- or -SO₂NH-; a, b and c each represents 0 or 1; and Q represents a cyan coupler residue formed by removing a hydrogen atom from R_1 , R_2 , R_3 or X of the compound of general formula (I) or (II).

Among the polymers, copolymers of cyan color forming monomers represented by coupler units of general formula (I) or (II) with non-color forming ethylenic monomers which do not couple with the oxidation products of aromatic primary amine developing agents are preferred.

Examples of non-color forming ethylenic monomers which do not couple with the oxidation products of the aromatic primary amine developing agents include acrylic acid, α -chloroacrylic acid, α -alkylacrylic acids (e.g., methacrylic acid), amides and esters derived from these acrylic acids (e.g., acrylamide, methacrylamide, n-butyl acrylamide, t-butyl acrylamide, diacetone acrylamide, methyl acrylate, ethyl acrylate, n-propyl acrylate, n-butyl acrylate, t-butyl acrylate, isobutyl acrylate, 2-ethylhexyl acrylate, n-octyl acrylate, lauryl acrylate, methyl methacrylate, ethyl methacrylate, n-butyl methacrylate, β -hydroxymethyl methacrylate), vinyl esters (e.g., vinyl acetate, vinyl propionate, vinyl laurate), acrylonitrile, methacrylonitrile, aromatic vinyl compounds (e.g., styrene and derivatives thereof such as vinyl toluene, divinylbenzene, vinyl acetophenone and sulfostyrene), itaconic acid, citraconic acid, crotonic acid, vinylidene chloride, vinyl alkyl ethers (e.g., vinyl ethyl ether), maleic

esters, N-vinyl-2-pyrrolidone, N-vinylpyridine and 2- and 4-vinylpyridine.

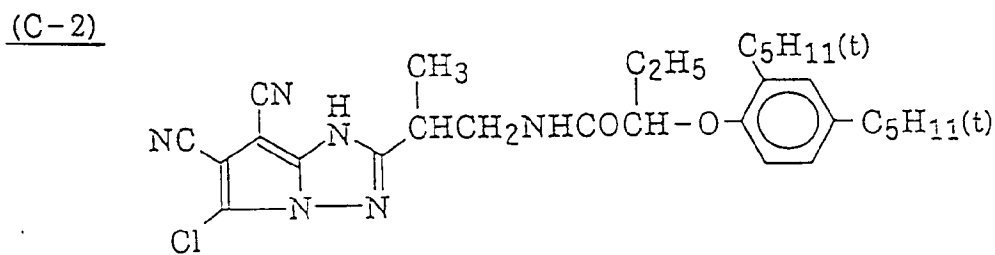
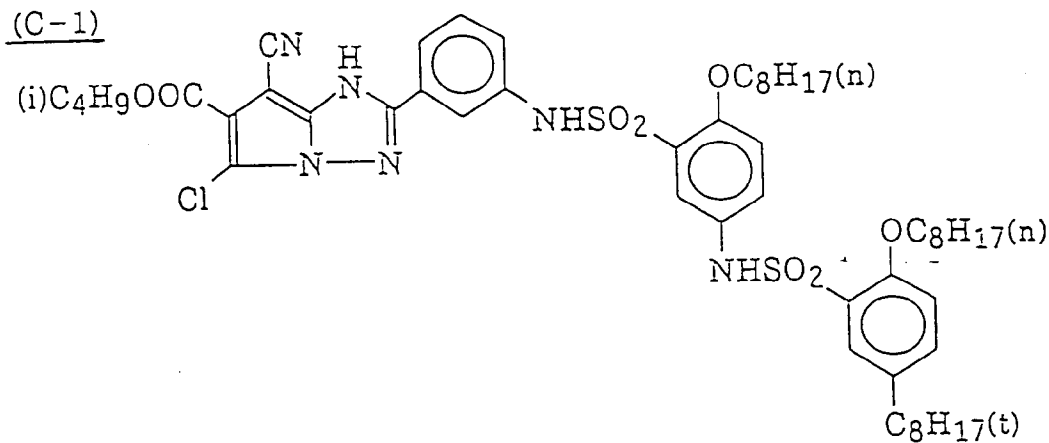
Particularly preferred are acrylic esters, methacrylic esters and maleic esters. These non-color forming ethylenic monomers may be used as a combination of two or more thereof. For example, a combination of methyl acrylate and butyl acrylate, a combination of butyl acrylate and styrene, a combination of butyl methacrylate and methacrylic acid or a combination of methyl acrylate and diacetone acrylamide can be used.

The ethylenically unsaturated monomers to be copolymerized with the vinyl monomers corresponding to the compounds of general formula (I) or (II) are chosen so that the physical properties and/or chemical properties of the resulting copolymers provide good effects on solubility, compatibility thereof with a binder such as gelatin in photographic colloid compositions, flexibility, thermal stability, etc. as is well known to those skilled in the art.

It is preferred that the cyan couplers of the present invention are present in the red-sensitive silver halide emulsion layers of silver halide color photographic materials. Namely, a coupler-in-emulsion type system is preferred. Accordingly, it is preferred that at least one group of R_1 , R_2 , R_3 and X is a ballast group (preferably, the sum total of carbon atoms being at least 10). The sum total of carbon atoms is preferably 10 to 50.

In the present invention, the cyan couplers of general formula (I) are preferred from the standpoint of the effect of the present invention.

Typical examples of couplers of the present invention include, but are not limited to, the following compounds.

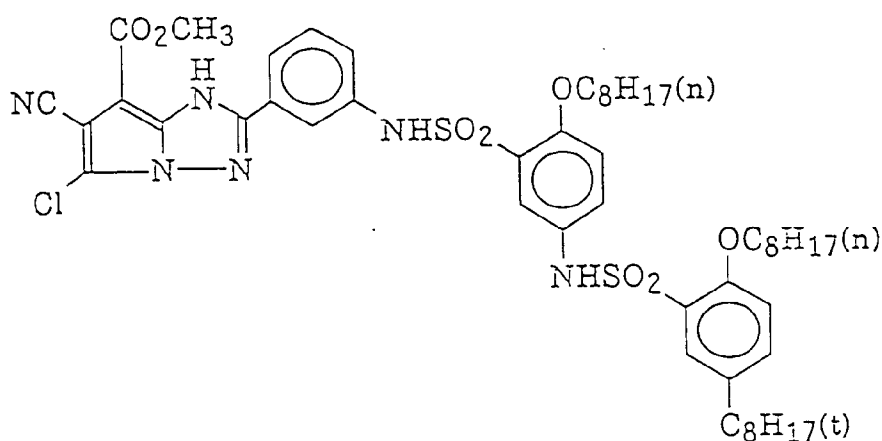


(C-3)

5

10

15

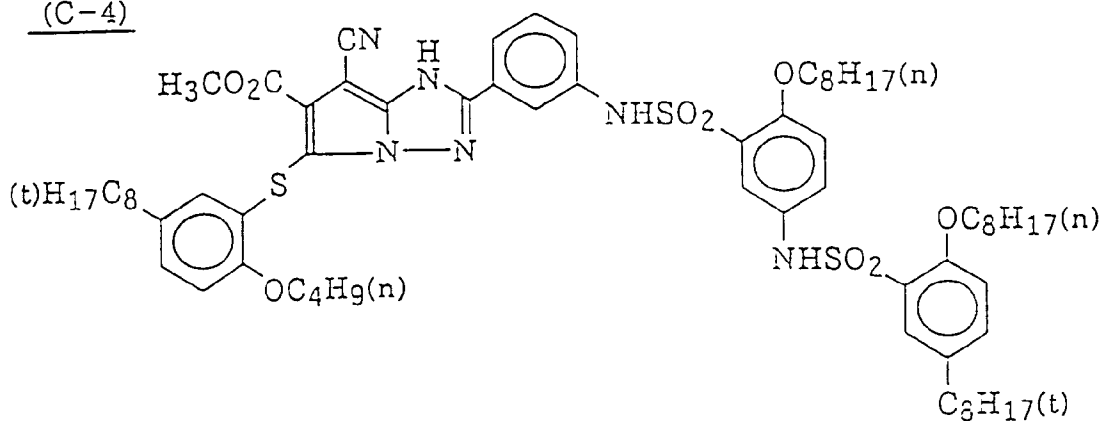


(C-4)

20

25

30

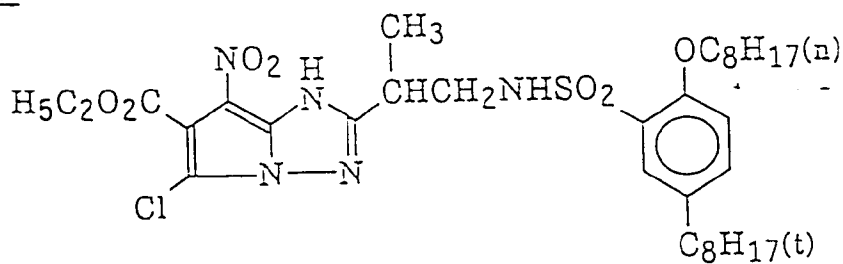


(C-5)

35

40

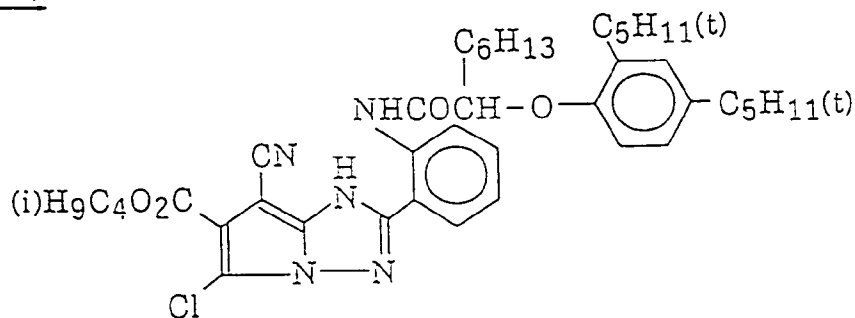
45



(C-6)

50

55

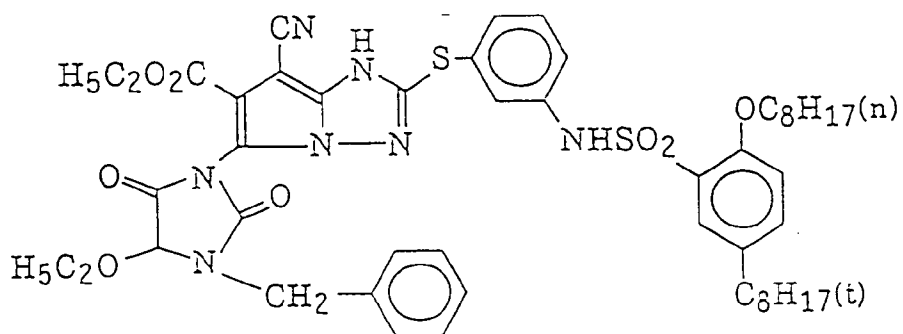


(C-11)

5

10

15

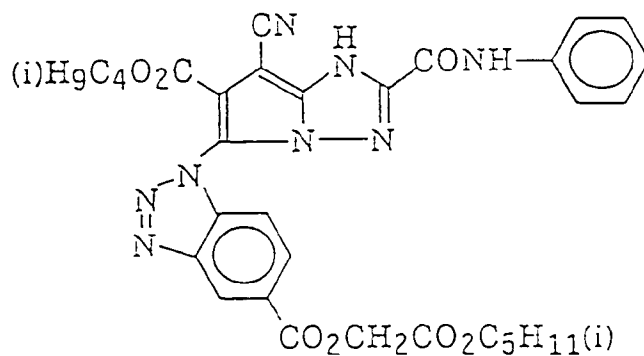


(C-12)

20

25

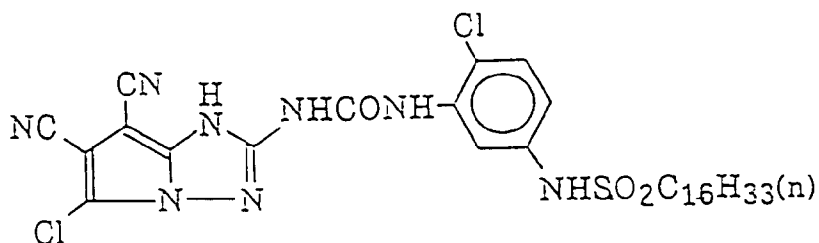
30



(C-13)

35

40

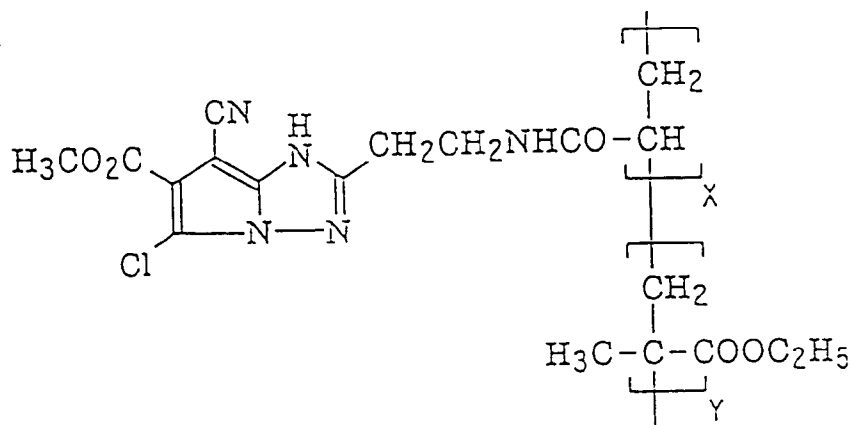


(C-14)

45

50

55

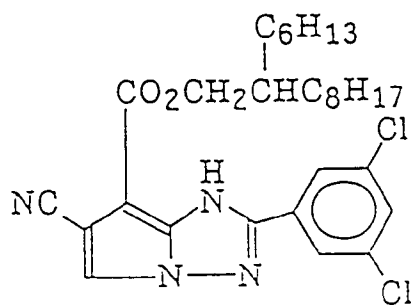


X : Y = 50 : 50

(C-15)

5

10



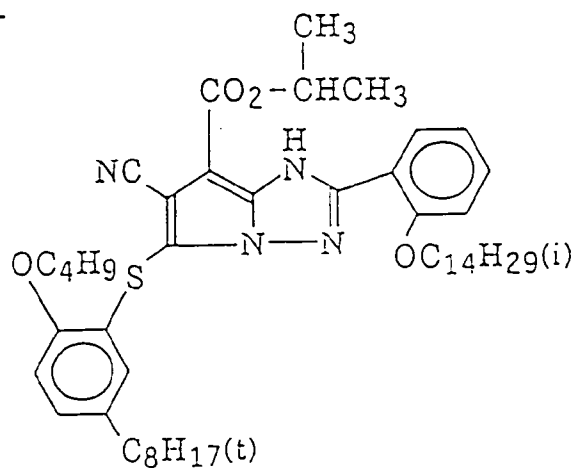
(C-16)

15

20

25

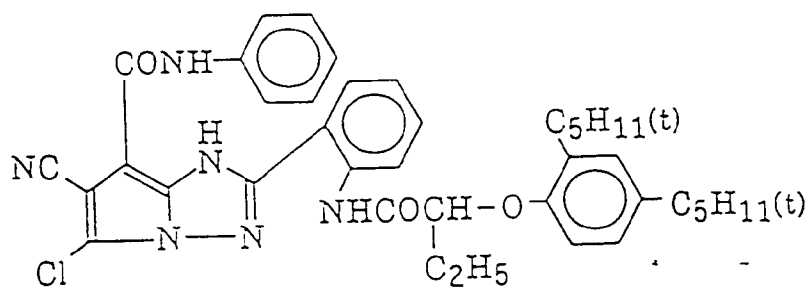
30



(C-17)

35

40

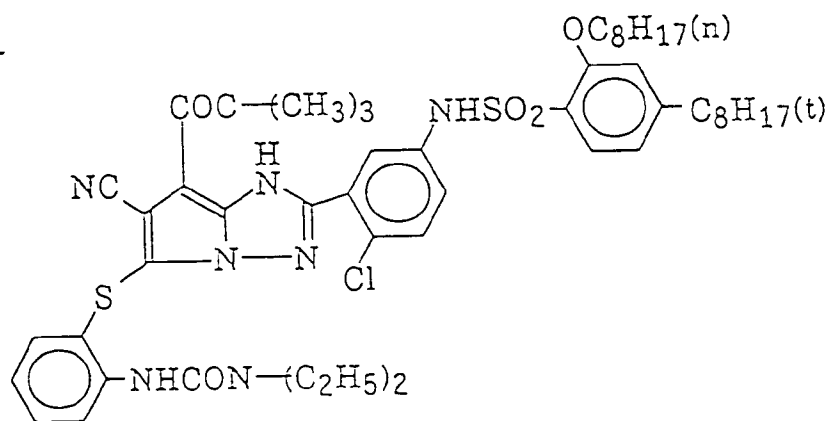


(C-18)

45

50

55

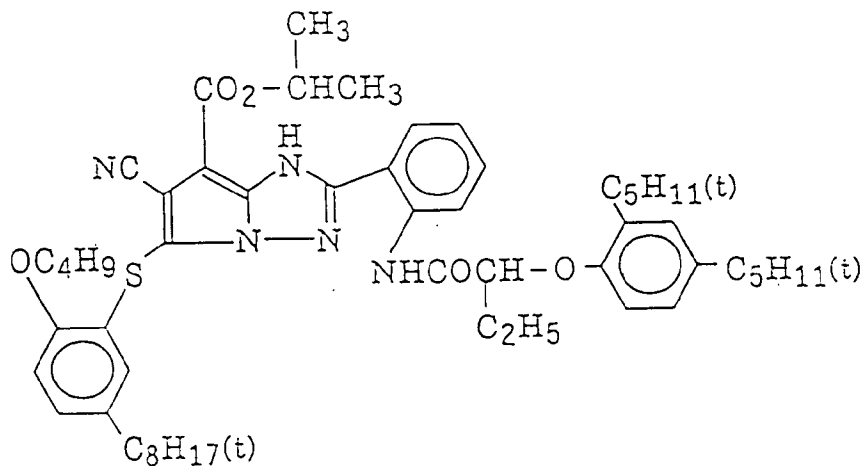


(C-19)

5

10

15



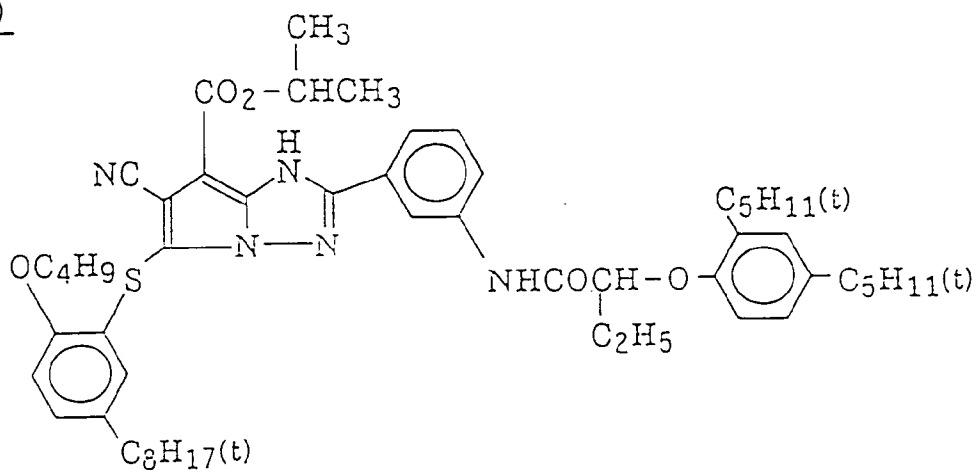
(C-20)

20

25

30

35



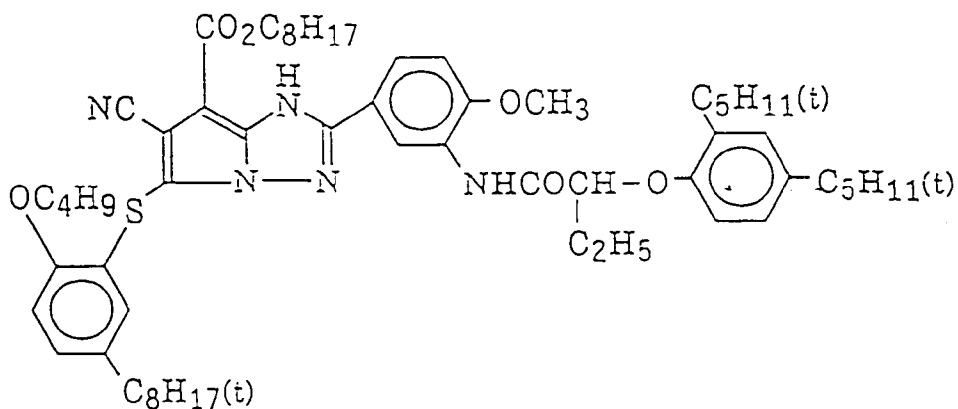
(C-21)

40

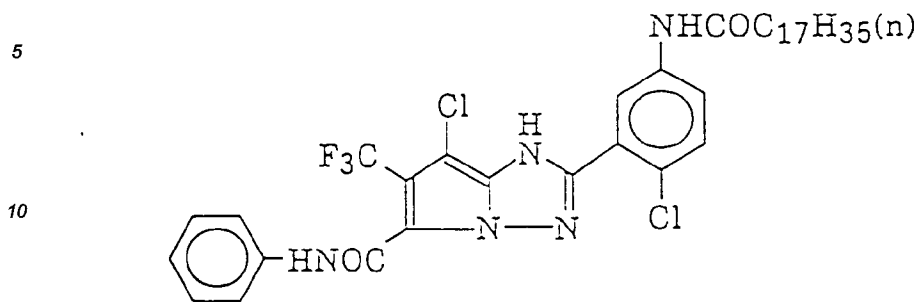
45

50

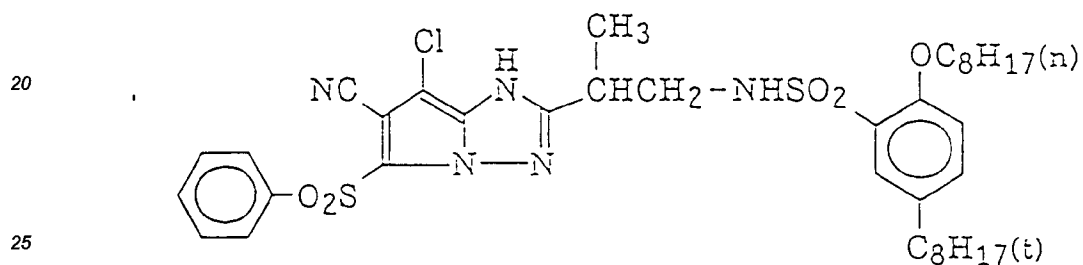
55



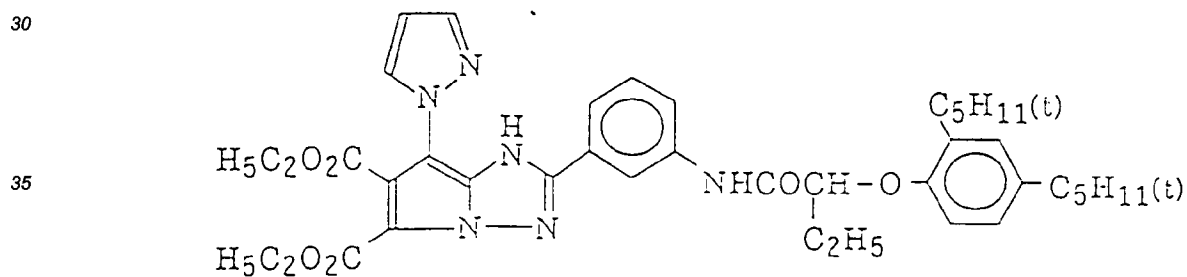
(C-22)



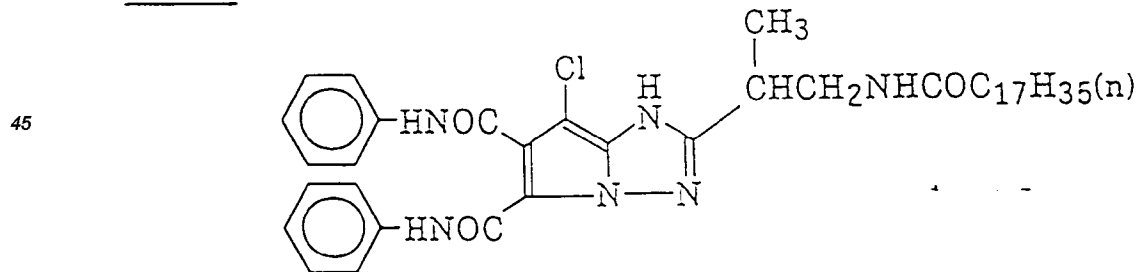
(C-23)



(C-24)

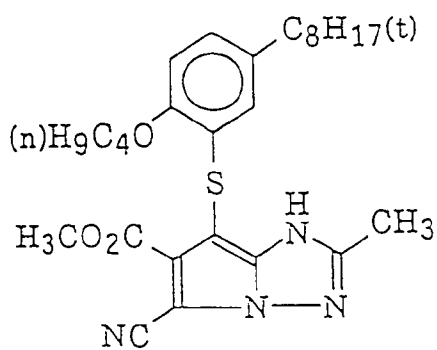


(C-25)



(C-26)

5

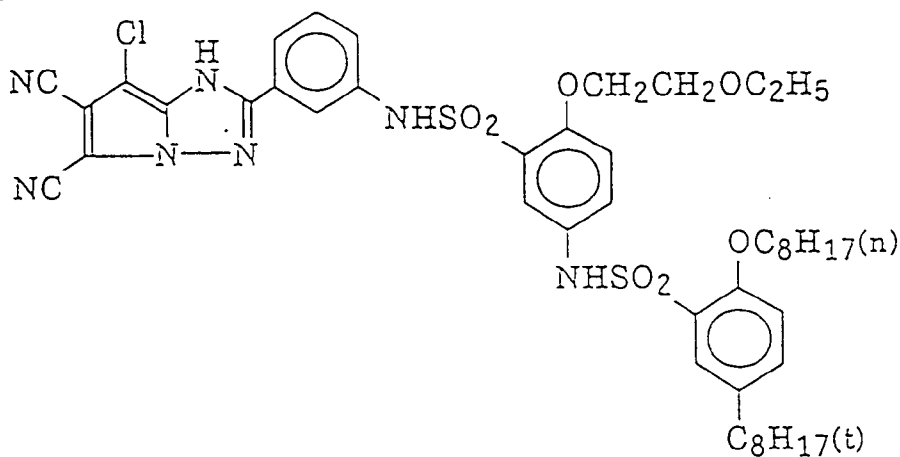


10

15

(C-27)

20

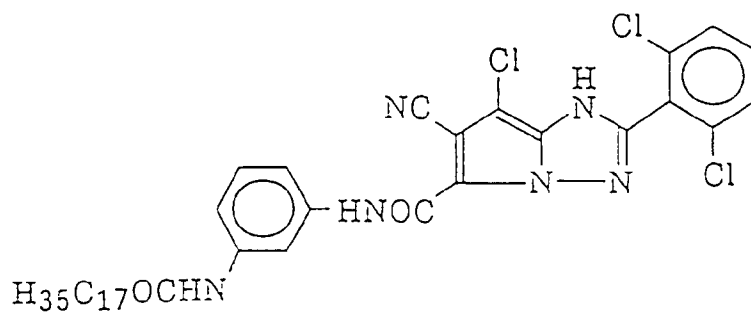


25

30

(C-28)

35

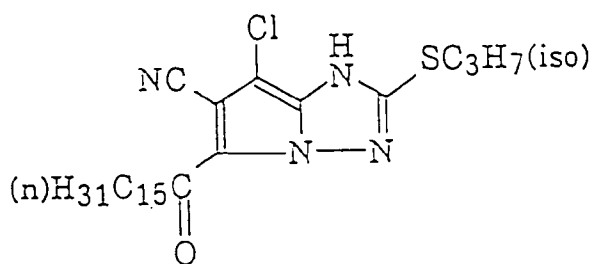


40

45

(C-29)

50



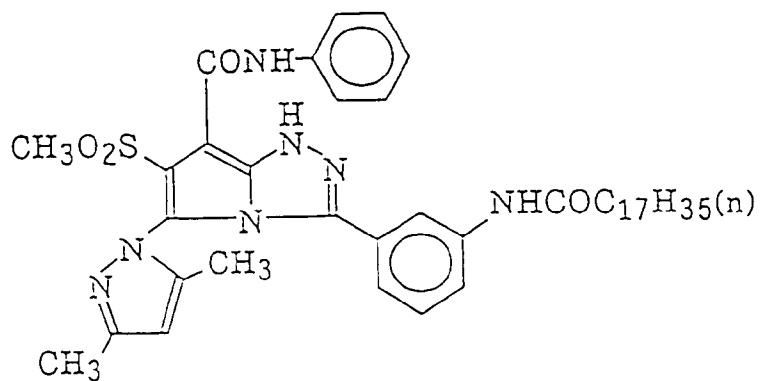
55

(C-30)

5

10

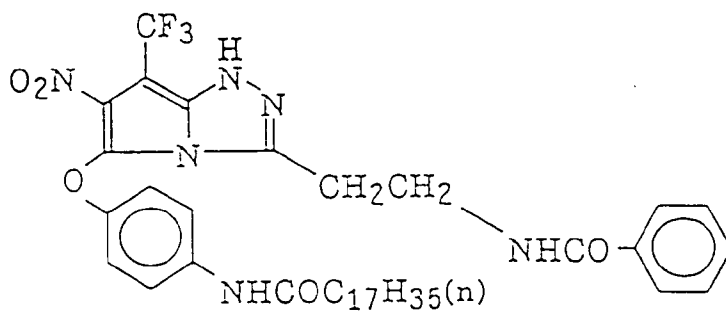
15

(C-31)

20

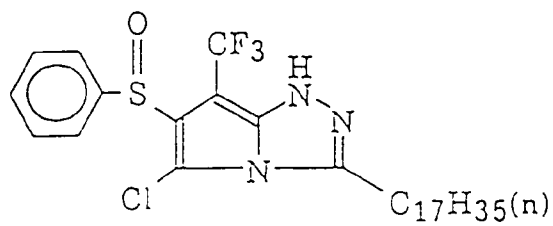
25

30

(C-32)

35

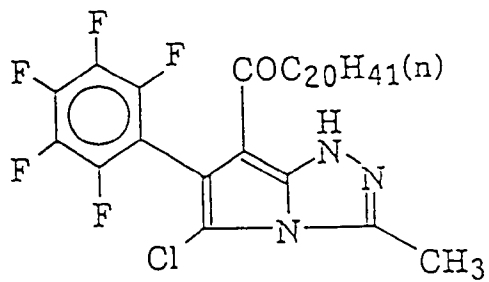
40

(C-33)

45

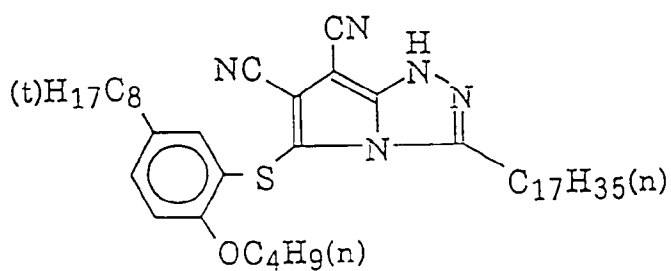
50

55



(C-34)

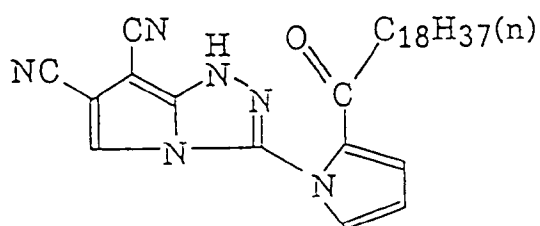
5



10

(C-35)

15

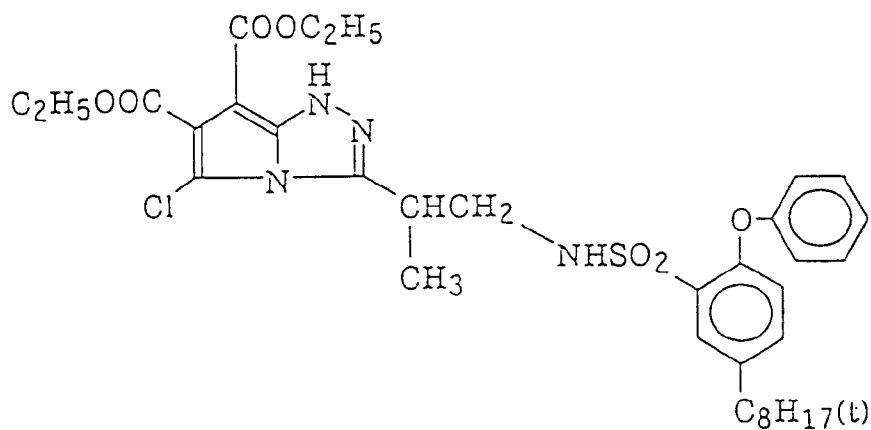


20

25

(C-36)

30

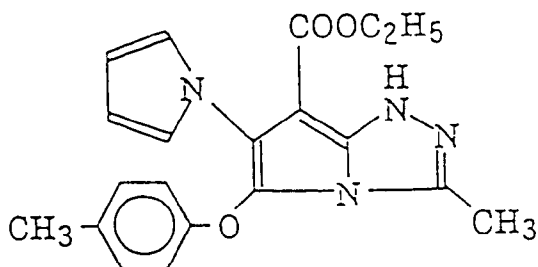


35

40

(C-37)

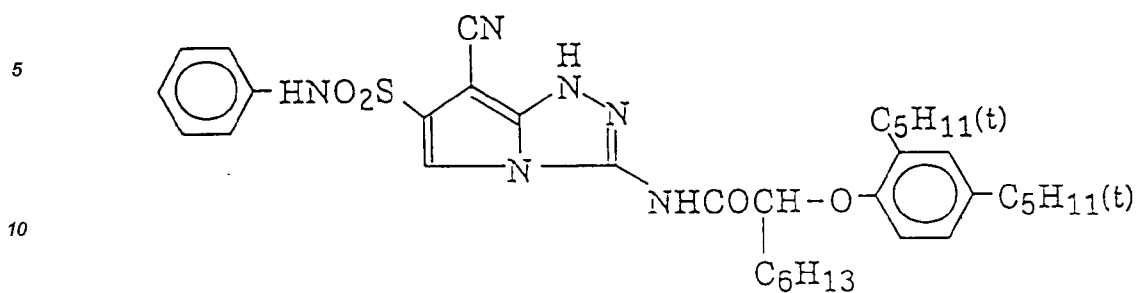
45



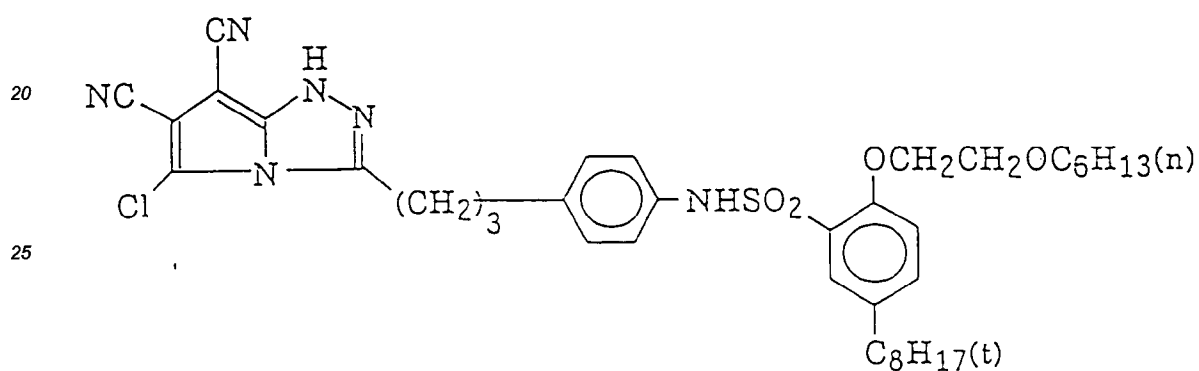
50

55

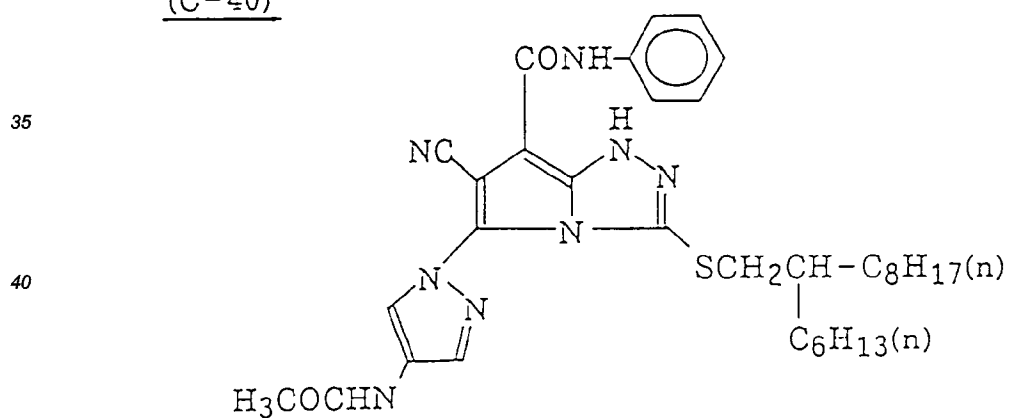
(C-38)



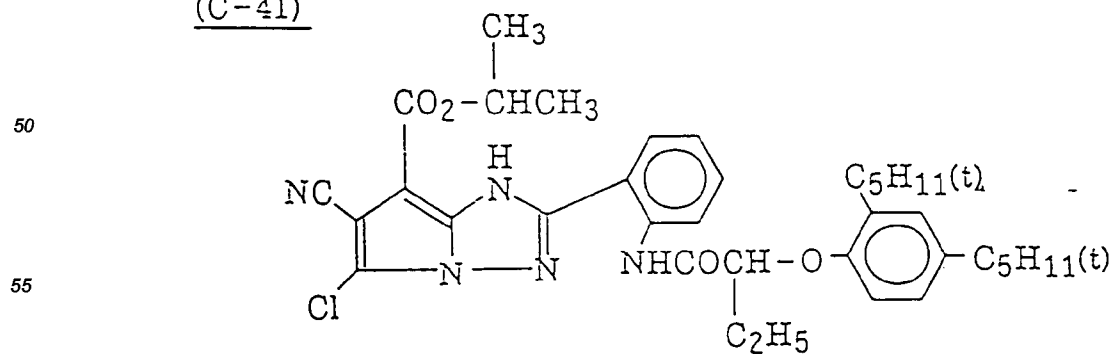
C-39



(C-40)



(C-41)

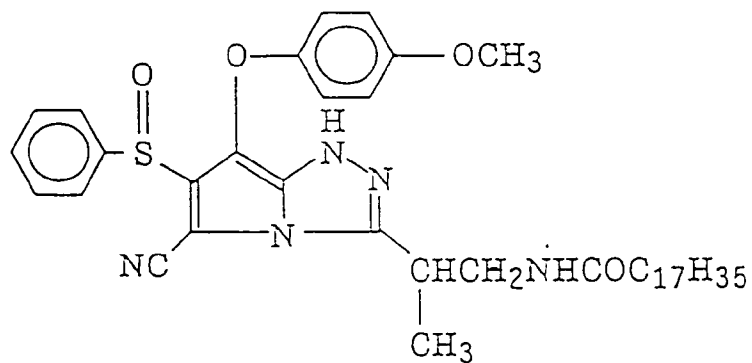


(C-42)

5

10

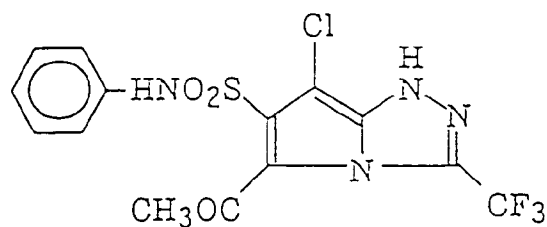
15



(C-43)

20

25

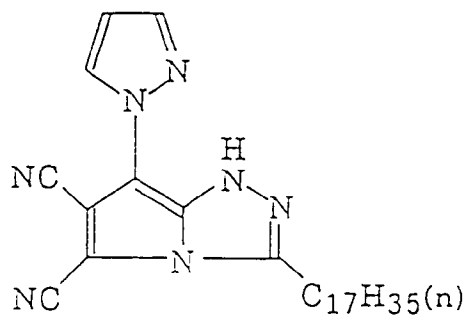


30

(C-44)

35

40

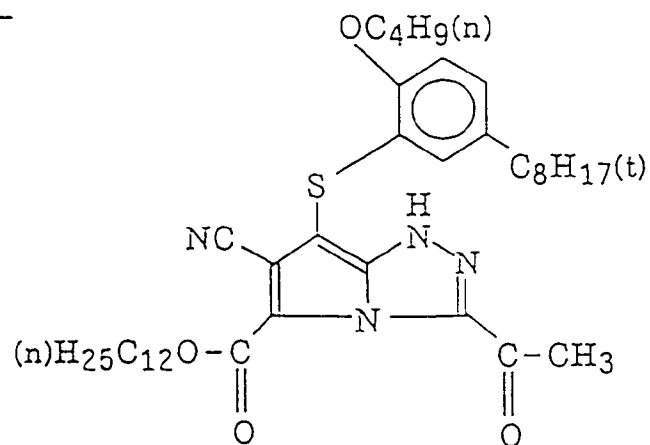


(C-45)

45

50

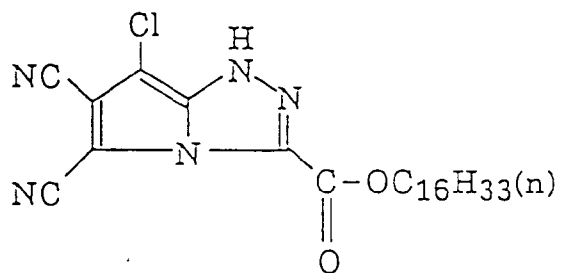
55



(C-46)

5

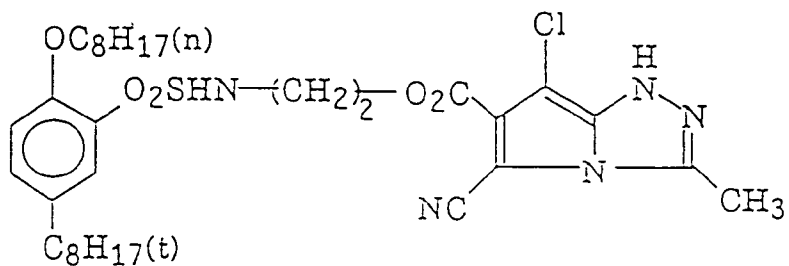
10



(C-47)

15

20



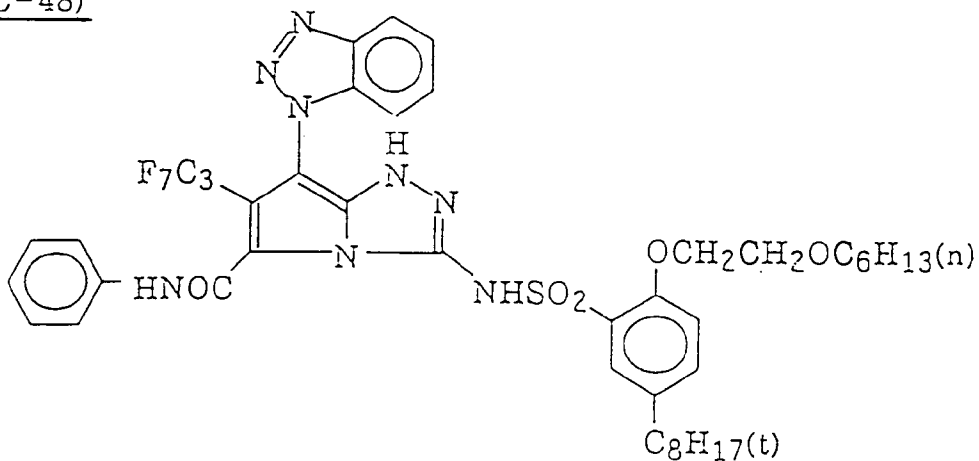
25

(C-48)

30

35

40



45

50

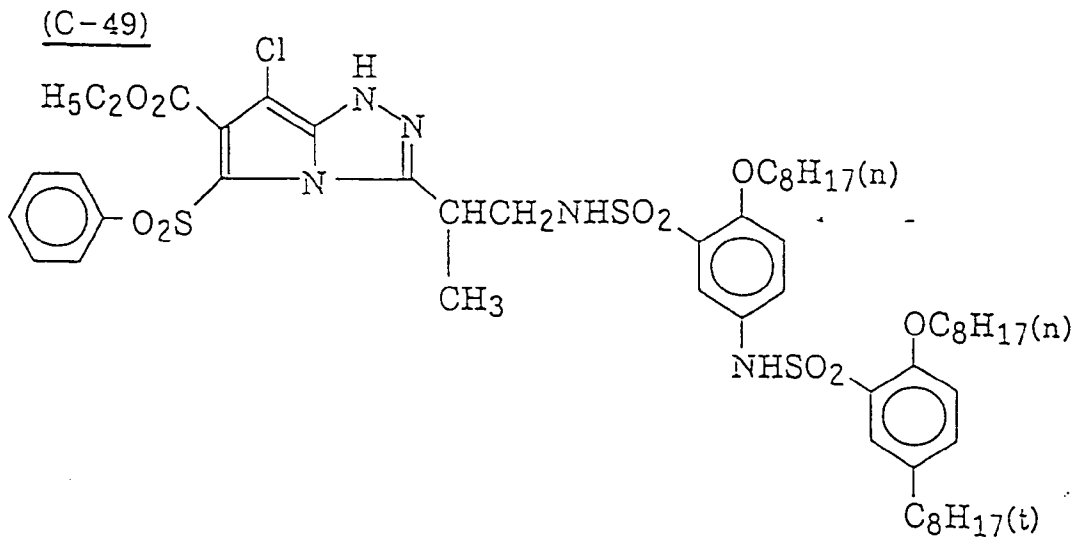
55

(C-49)

5

10

15



20

(C-50)

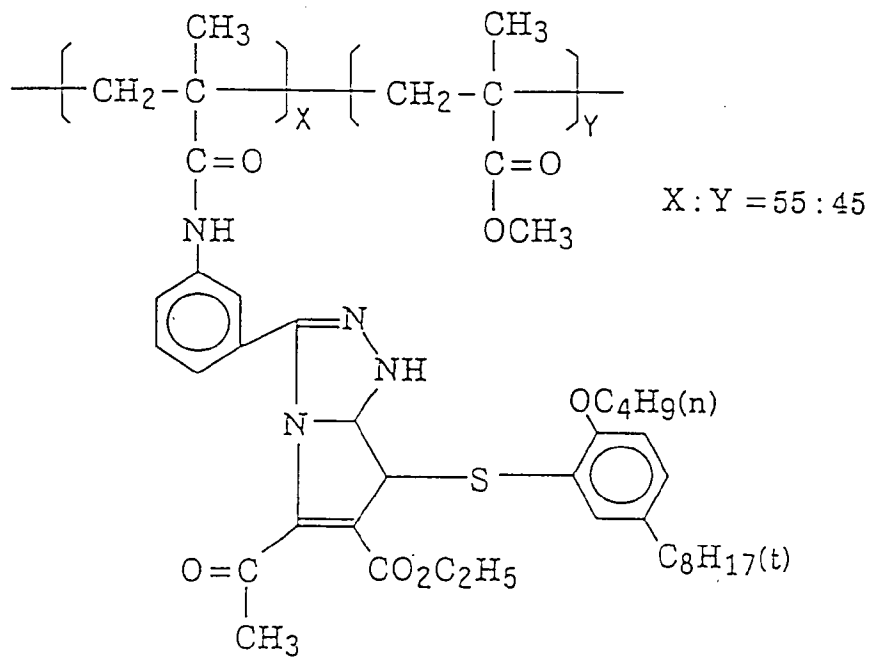
25

30

35

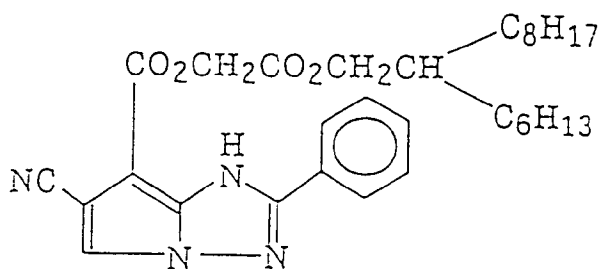
40

45



55

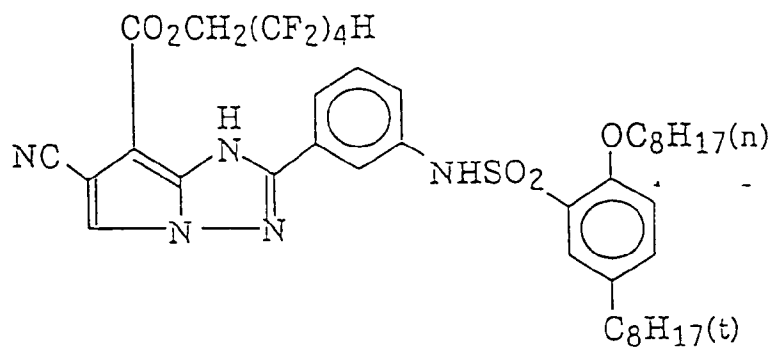
(C-51)



(C-52)

5

10



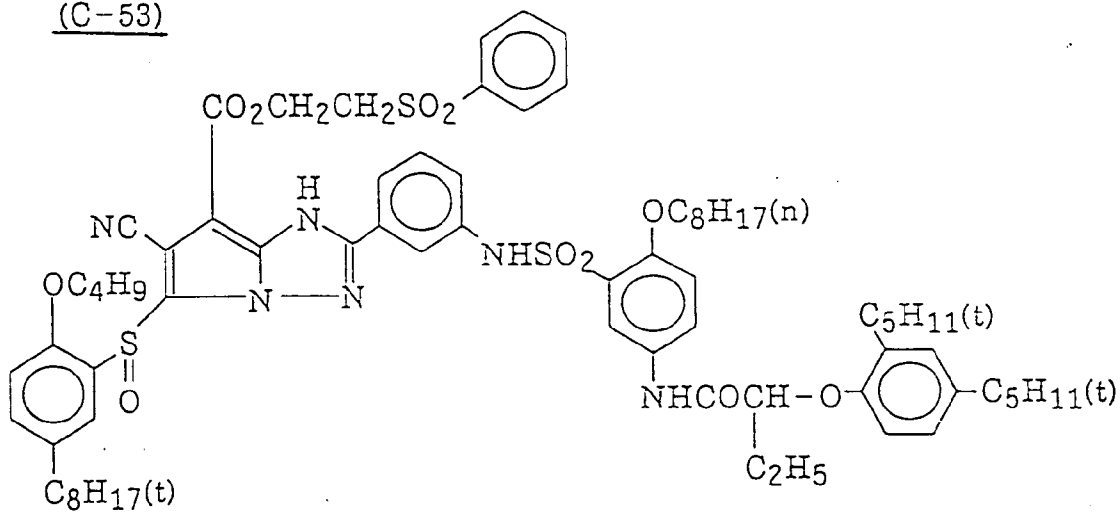
15

(C-53)

20

25

30



35

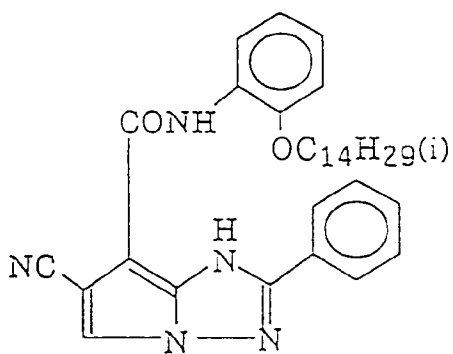
(C-54)

40

45

50

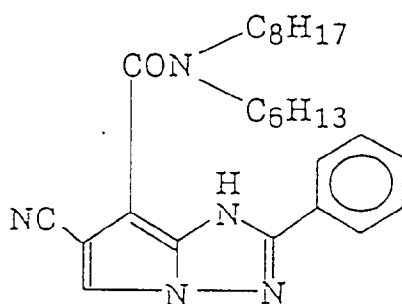
55



(C-55)

5

10



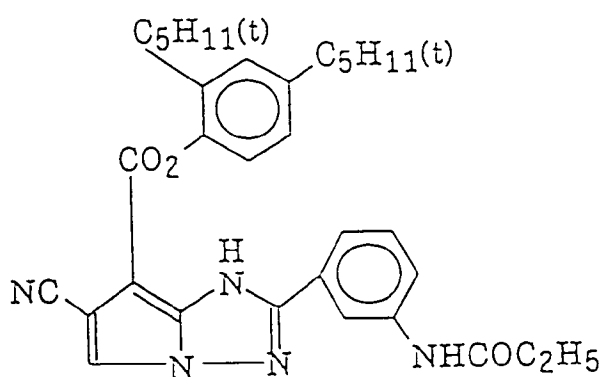
15

(C-56)

20

25

30

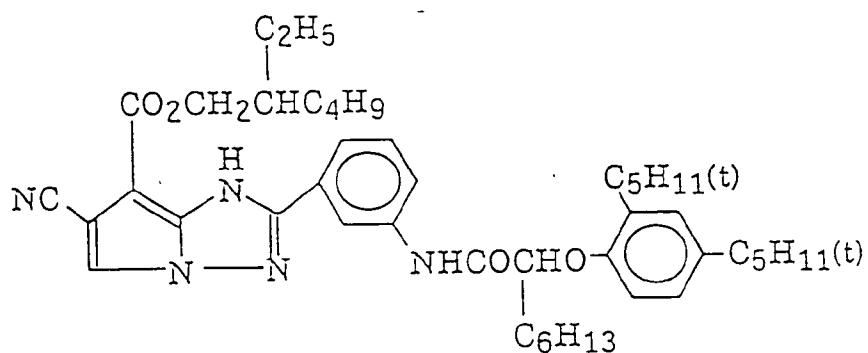


35

(C-57)

40

45



Of the cyan couplers of the present invention, coupler C-1, C-2, C-3, C-19, C-34, C-39, C-52 and C-53 are particularly preferred.

Synthesis examples of the cyan coupler of the present invention are illustrated below. Unless otherwise indicated herein, all parts, percents, ratios and the like are by weight.

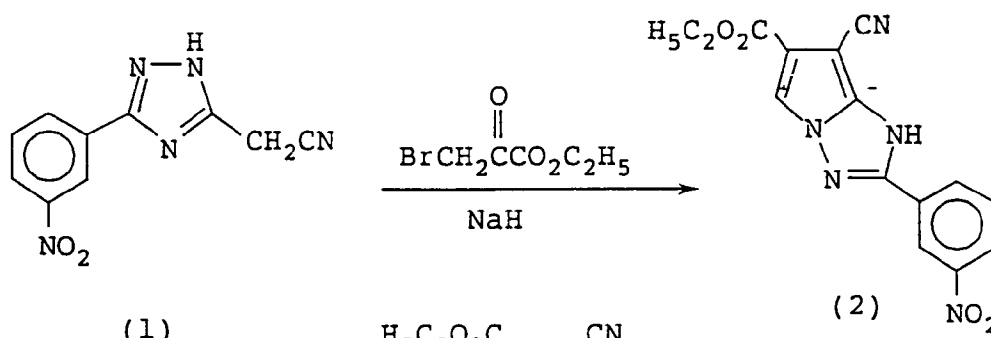
55

SYNTHESIS EXAMPLE 1

Synthesis of Compound C-1

5

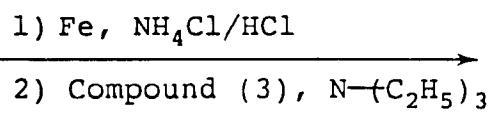
10



15

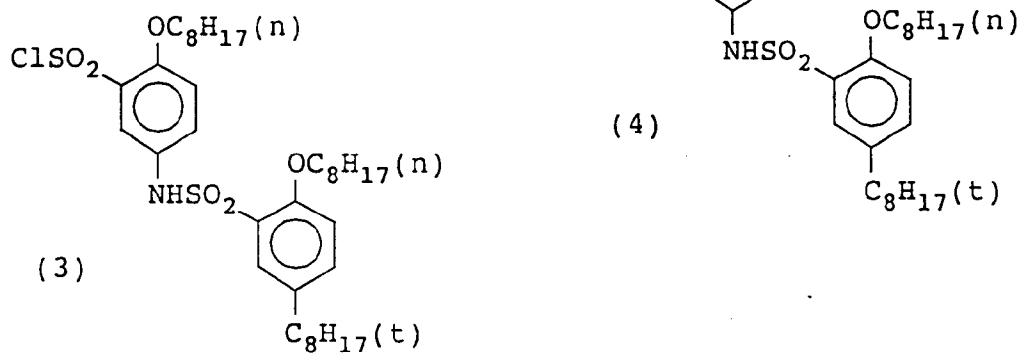
20

25



30

35



40

45

50

55

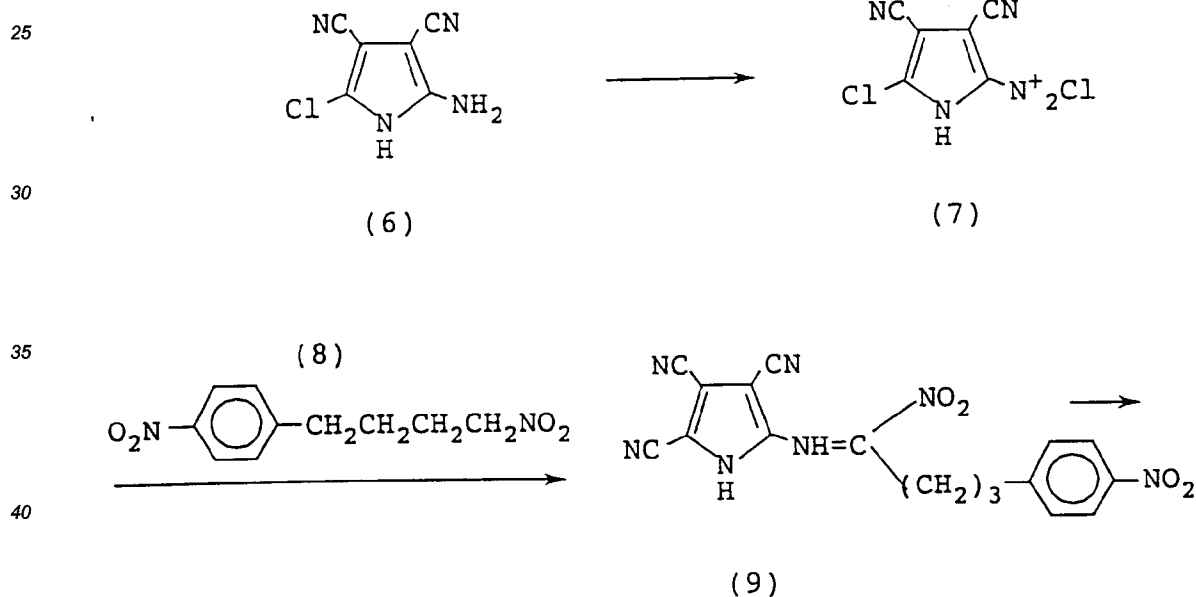
ml of dimethylacetamide and 60 ml of ethyl acetate. Compound (3) (25.6 g, 36.5 mmol) was added to the resulting solution. Further, triethylamine (23.1 ml, 166 mmol) was added thereto, and the mixture was heated at 70°C for 5 hours. The reaction mixture (solution) was cooled to room temperature. Water was added thereto, and the mixture was extracted with ethyl acetate. The extract was washed with water and dried over sodium sulfate. The solvent was distilled off under reduced pressure. The residue was purified by means of silica gel chromatography to obtain 16.5 g (52%) of the Compound (4).

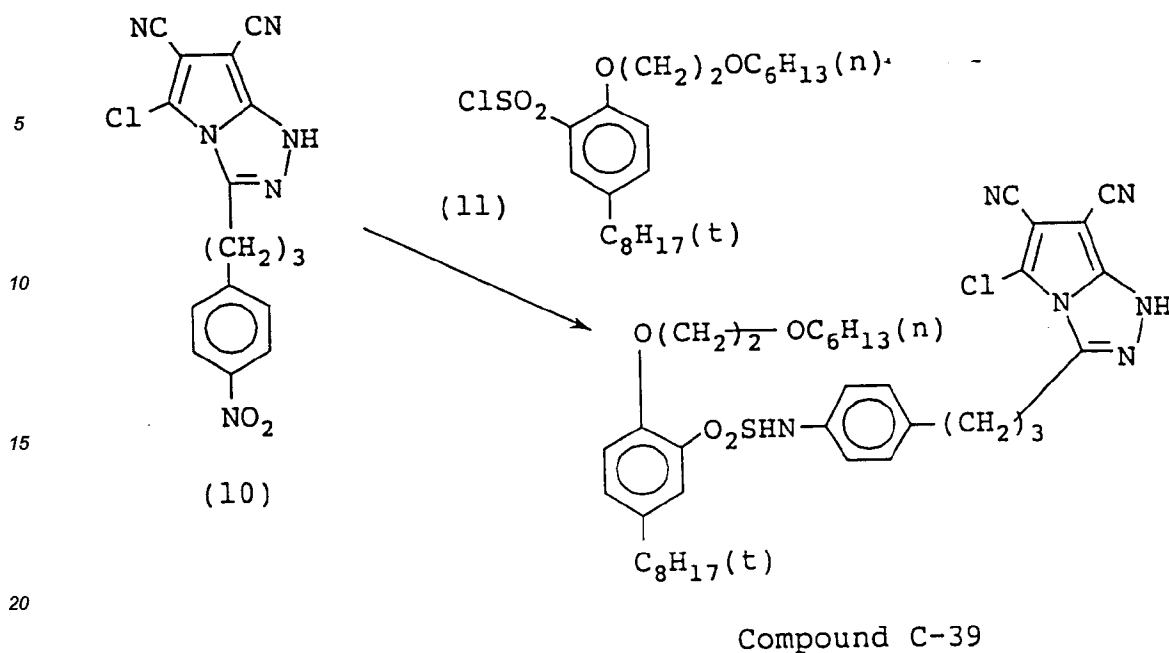
Compound (4) (7.0 g, 7.30 mmol) was dissolved in 14 ml of isobutanol. Tetraisopropyl orthotitanate (0.43 ml, 1.46 mmol) was added thereto. The mixture was heated at reflux for 6 hours. The reaction mixture was cooled to room temperature. Water was added thereto. The mixture was extracted with ethyl acetate. The extract was dried over sodium sulfate. The solvent was distilled off under reduced pressure. The residue was purified by means of silica gel chromatography to obtain 5.0 g (69%) of Compound (5).

Compound (5) (5.0 g, 5.04 mmol) was dissolved in 50 ml of tetrahydrofuran. While the resulting solution was cooled with water, SO_2Cl_2 (0.40 ml, 5.04 mmol) was added dropwise thereto. After dropwise addition, the mixture was stirred for 4 hours while cooling with water. Water was added to the reaction mixture. The mixture was extracted with ethyl acetate, and the extract was dried over sodium sulfate. The solvent was distilled off under reduced pressure. The residue was purified by means of silica gel chromatography to obtain 3.9 g (76%) of Compound C-1.

SYNTHESIS EXAMPLE 2

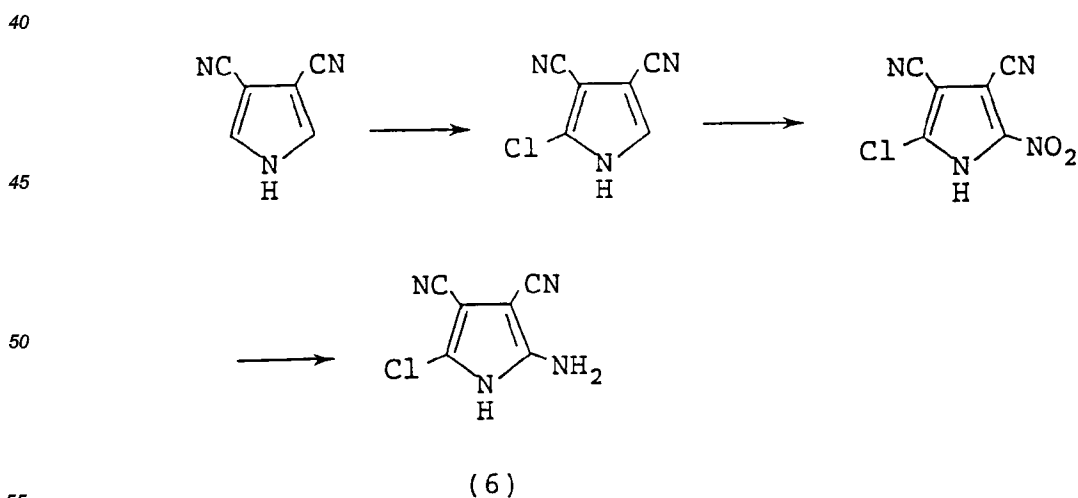
Synthesis of Compound C-39



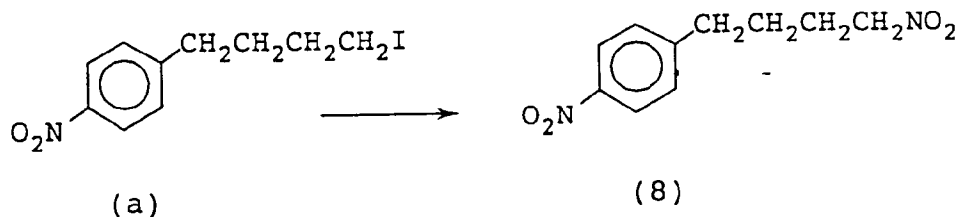


25 To 2-amino-5-chloro-3,4-dicyanopyrrole (6) (6.78 g, 40.7 mmol), 38 ml of 36% hydrochloric acid was added. While the mixture was stirred under ice cooling, a solution of sodium nitrite (2.95 g, 42.7 mmol) in 5.9 ml of water was slowly added dropwise thereto. The mixture as such was stirred for 1.5 hours to produce Compound (7). To 177 ml of an ethanol solution of Compound (8) (9.58 g, 42.7 mmol) stirred under ice cooling, was added 102 ml of 28% sodium methylate. To the resulting solution, there was slowly added dropwise the solution of Compound (7) prepared above while stirring under ice cooling. After completion of the addition, stirring was continued for one hour. The reaction mixture was then heated at reflux with stirring. Ethanol was distilled off from the reaction mixture under reduced pressure. The residue was dissolved in chloroform, washed with saturated sodium chloride and dried over sodium sulfate. Chloroform was distilled off under reduced pressure. The residue was purified by means of silica gel column chromatography to obtain 4.19 g of Compound (10). Yield: 29% based on Compound (6).

35 Compound (6) was synthesized by chlorinating 3,4-dicyanopyrrole, nitrating it and reducing the nitro compound in the presence of iron. Compound (8) was synthesized from Compound (a) (prepared from γ -lactone and benzene by conventional method) according to the method described in Journal of the American Chemical Society, 76, 3209 (1954).



5



10 To reduced iron powder (3.3 g, 59.0 mmol), there were added 10 ml of water, ammonium chloride (0.3 g, 5.9 mmol) and acetic acid (0.34 ml, 5.9 mmol). The mixture was refluxed with stirring for 15 minutes, and 31 ml of isopropanol was added thereto. The mixture was refluxed with stirring for 20 minutes. Subsequently, 14 ml of an isopropanol solution of Compound (10) (4.1 g, 11.8 mmol) was added dropwise thereto. After the mixture was heated at reflux with stirring for 2 hours, the reaction mixture was filtered by using Celite as a filter

15 aid. The residue was washed with ethyl acetate, and the solvent was distilled off under reduced pressure. The residue was dissolved in a mixed solution of 16 ml of ethyl acetate and 24 ml of dimethylacetamide. Compound (11) (5.6 g, 13.0 mmol) was added to the resulting solution. Further, triethylamine (8.2 ml, 59.0 mmol) was added thereto, and the mixture was stirred at room temperature for 4 hours. Water was added thereto, and the mixture was extracted with ethyl acetate. The extract was washed with saturated sodium chloride and dried over sodium sulfate. The solvent was distilled off under reduced pressure. The residue was purified

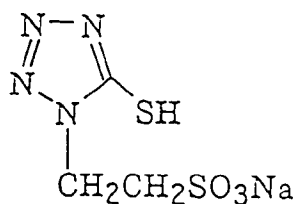
20 by means of silica gel chromatography to obtain 6.46 g (76%) of Compound C-39.

Fixing agents which can be used in the processing method of the present invention are illustrated below. The overall processing method is illustrated hereinafter.

25 Examples of suitable nitrogen-containing heterocyclic compounds having a sulfide group which can be used in the present invention include, but are not limited to, the following compounds.

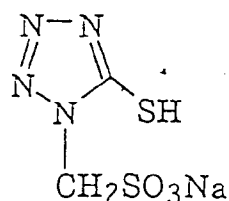
A-1.

30



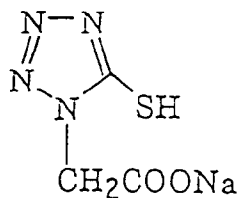
35

A-2.



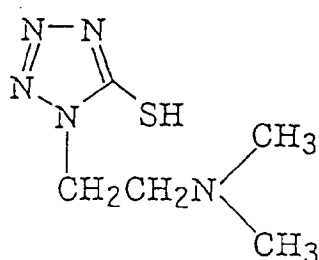
A-3.

40



45

A-4.

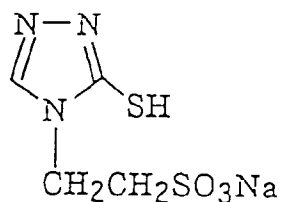


50

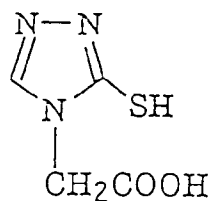
55

A-5.

5



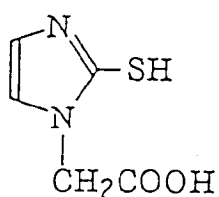
10

A-6.

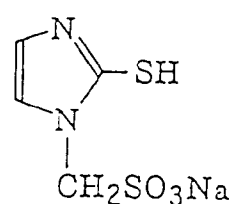
15

A-7.

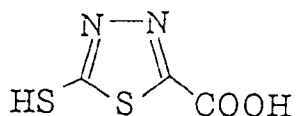
20



25

A-8.A-9.

30



35

The nitrogen-containing heterocyclic compounds having a sulfide group which can be used in the present invention can be synthesized according to the methods described in Berichte der Deutschen Chemischen Gesellschaft 28, 77 (1895), JP-A-50-37436, JP-A-51-3231, U.S. Patents 3,295,976 and 3,376,310, Berichte der Deutschen Chemischen Gesellschaft 22, 568 (1889), J. Chem. Soc. 1932, 1806, J. Am. Chem. Soc. 71, 4000 (1949), U.S. Patents 2,585,388 and 2,541,924, Advances in Heterocyclic Chemistry 9, 165 (1968), Organic Synthesis IV, 569 (1963), J. Am. Chem. Soc., 45, 2390 (1923), Chemische Berichte 9, 465 (1876), JP-B-40-28496 (the term "JP-B" as used herein means an "examined Japanese patent publication"), JP-A-50-89034, U.S. Patents 3,106,467, 3,420,670, 2,271,229, 3,137,578, 3,148,066, 3,511,663, 3,060,028, 3,271,154, 3,251,691, 3,598,599 and 3,148,066, JP-B-43-4135, and U.S. Patents 3,615,616, 3,420,664, 3,071,465, 2,444,605, 2,444,606, 2,444,607 and 2,935,404.

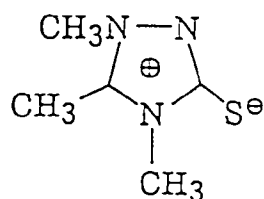
40

Examples of meso-ionic compounds which can be used in the present invention include, but are not limited to, the following compounds.

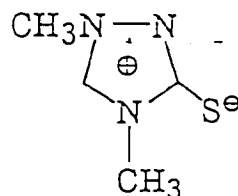
45

B-1.

50

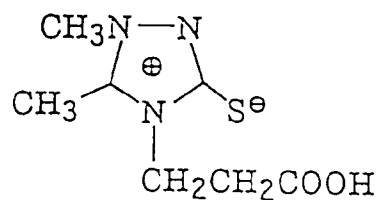


55

B-2.

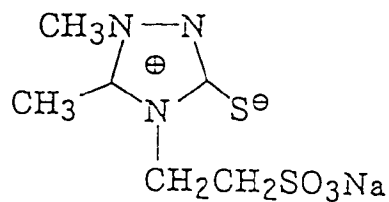
B-3.

5



10

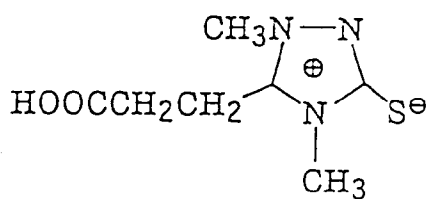
B-4.



15

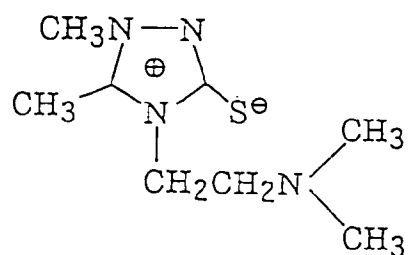
B-5.

20



25

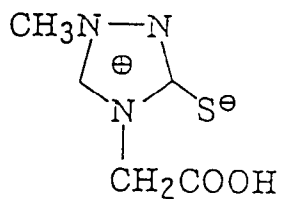
B-6.



30

B-7.

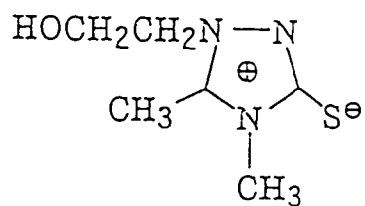
35



40

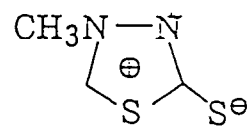
B-8.

45



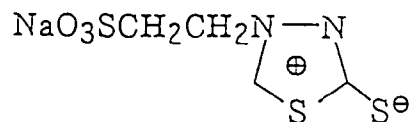
50

B-9.

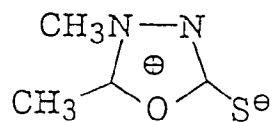


B-10.

55



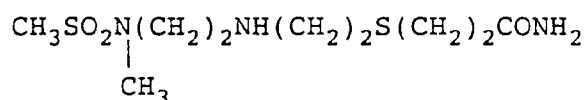
B-11.



E-12. $\text{H}_2\text{N}(\text{CH}_2)_2\text{S}(\text{CH}_2)_2\text{S}(\text{CH}_2)_2\text{NH}_2$ E-13. $\text{H}_2\text{NO}_2\text{S}(\text{CH}_2)_2\text{S}(\text{CH}_2)_2\text{S}(\text{CH}_2)_2\text{NH}_2$

E-14.

5

10 E-15. $\text{CH}_3\text{SO}_2(\text{CH}_2)_3\text{S}(\text{CH}_2)_3\text{S}(\text{CH}_2)_2\text{SO}_3\text{Na}$

The above thioether compounds used in the present invention can be easily synthesized by referring to the methods described in J. Org. Chem. 30, 2867 (1965), ibid. 27, 2848 (1962) and J. Am. Chem. Soc. 69, 2330 (1947).

15 It is preferred for the bleaching-fixing solutions to contain at least one metal chelate compounds represented by the following general formulas (III), (IV), (V), (VI) and (VII).

15

20



In formula (III), X represents $-\text{CO}-\text{N}(\text{OH})-\text{R}_a$ (wherein R_a is a hydrogen atom, an aliphatic group, an aromatic group or a heterocyclic group), $-\text{N}(\text{OH})-\text{CO}-\text{R}_b$ (wherein R_b is an aliphatic group, an aromatic group or a heterocyclic group), $-\text{SO}_2\text{NR}_c(\text{R}_d)$ or $-\text{N}(\text{R}_e)\text{SO}_2\text{R}_f$ (wherein R_c , R_d and R_e are each a hydrogen atom, an aliphatic group, an aromatic group or a heterocyclic group, and R_f is an aliphatic group, an aromatic group or a heterocyclic group); L_1 represents an aliphatic group, an aromatic group, a heterocyclic group or a bivalent bonding group comprising a combination of these groups; and R_{11} and R_{12} may be the same or different and each represents a hydrogen atom, an aliphatic group, an aromatic group or a heterocyclic group.

30

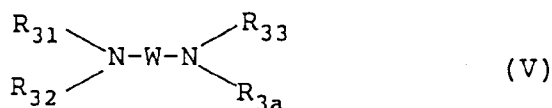
35



In formula (IV), R_{21} has the same meaning as R_{11} in general formula (III); R_{2a} and R_{2b} may be the same or different and each represents $-\text{Y}_1-\text{C}(=\text{X}_1)-\text{N}(\text{R}_h)-\text{R}_g$ or $-\text{Y}_2-\text{N}(\text{R}_i)-\text{C}(=\text{X}_2)-\text{R}_j$; Y_1 and Y_2 have the same meaning as L_1 in general formula (III); R_g , R_h and R_i have the same meaning as R_a in general formula (III); R_j represents an aliphatic group, an aromatic group, a heterocyclic group, $-\text{NR}_k(\text{R}_l)$ (wherein R_k and R_l have the same meaning as R_a in general formula (III)) or $-\text{OR}_m$ (wherein R_m is an aliphatic group, an aromatic group or a heterocyclic group); and X_1 and X_2 each represents an oxygen atom or a sulfur atom.

40

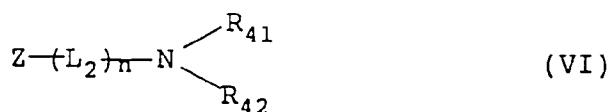
45



In formula (V), R_{31} , R_{32} and R_{33} have the same meaning as R_{11} in general formula (III); R_{3a} has the same meaning as R_{2a} in general formula (IV); and W represents a bivalent bonding group.

50

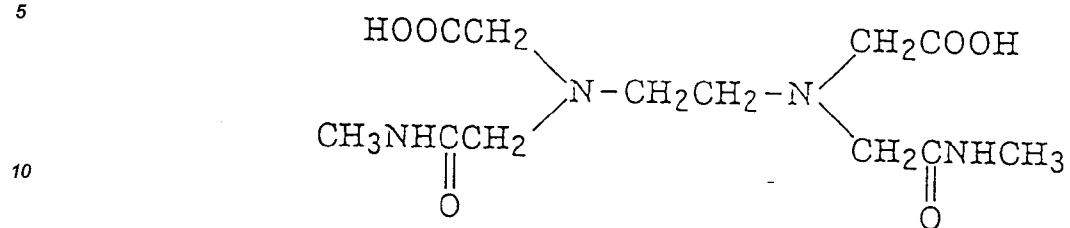
55



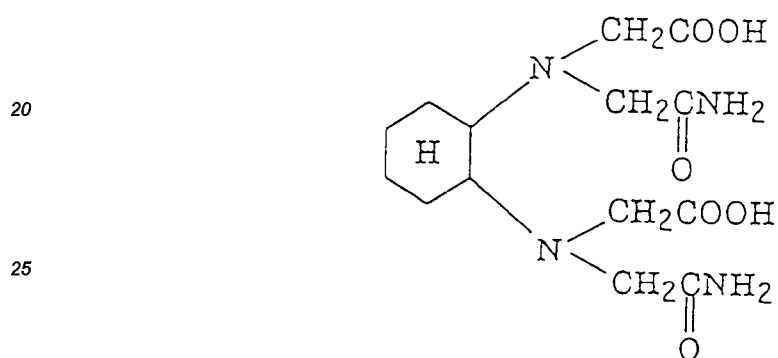
wherein R_{41} and R_{42} have the same meaning as R_{11} in general formula (III); L_2 represents a bivalent bonding group; Z represents a heterocyclic group; and n represents 0 or 1.

BL-2

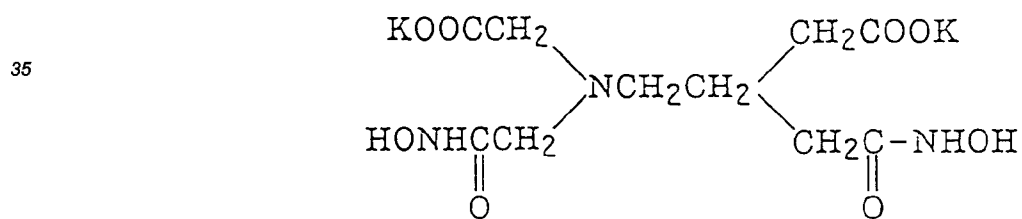
5



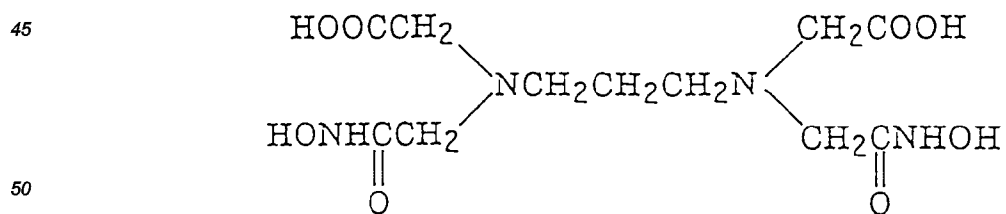
15

BL-3

30

BL-4BL-5

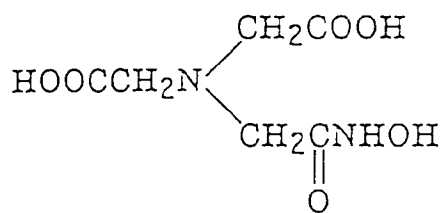
45



55

BL-6

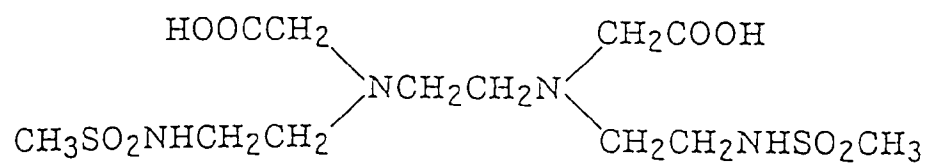
5



10

BL-7

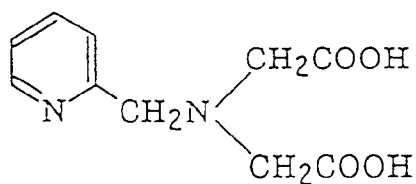
15



20

BL-8

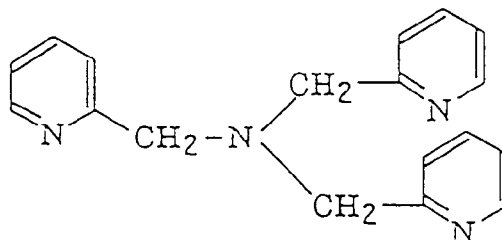
25



30

BL-9

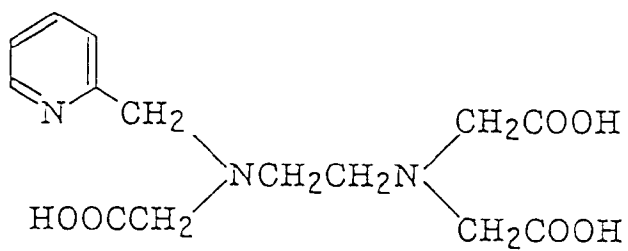
35



40

BL-10

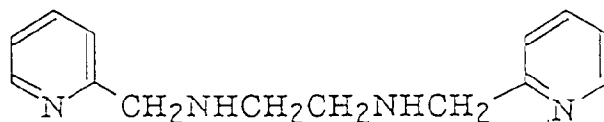
45



50

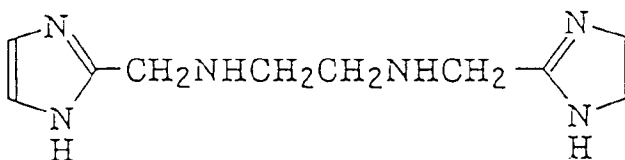
55

BL-11



5

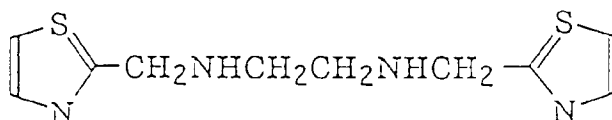
BL-12



10

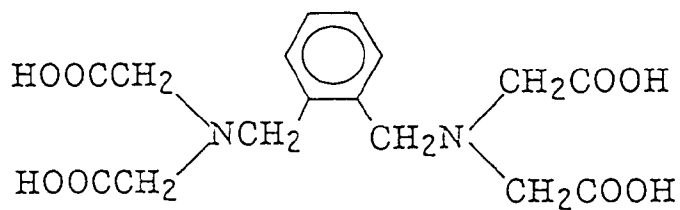
15

BL-13



20

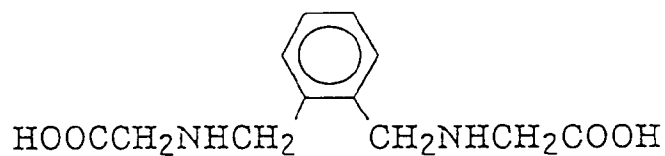
BL-14



25

30

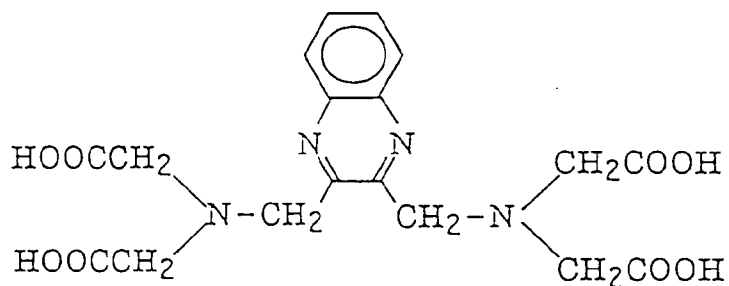
BL-15



35

40

BL-16



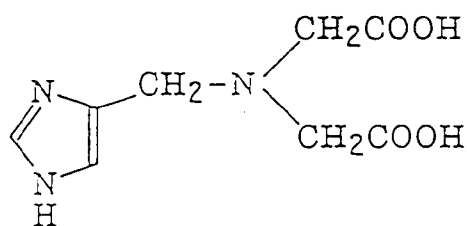
45

50

55

BL-17

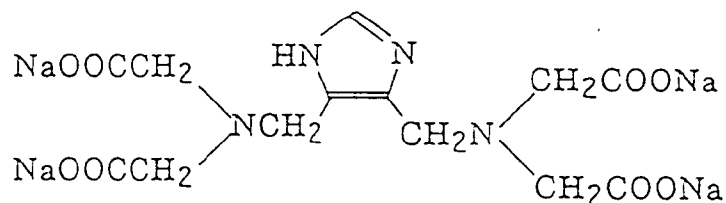
5



10

BL-18

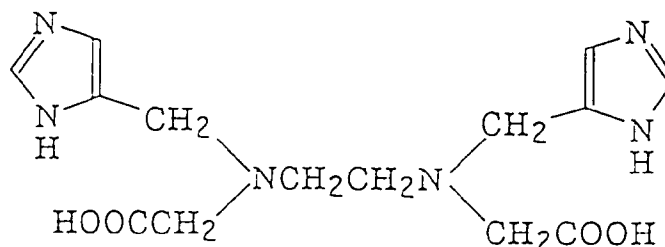
15



20

BL-19

25



30

Examples of central metal atoms which can be used in the metal chelate compounds include Fe(III), Mn(III), Co(III), Rh(II), Rh(III), Au(III), Au(II) and Ce(IV).

The metal chelate compounds may be used by previously preparing the metal chelate compounds per se.

Alternatively, the compounds of general formulas (III), (IV), (V), (VI) and/or (VII) may be reacted with metal salts such as iron(III) sulfate, iron(III) chloride, iron(III) nitrate, ammonium ferric sulfate and iron(III) phosphate in the processing solution. The compounds of general formulas (III), (IV), (V), (VI) and/or (VII) are used in a ratio of the compound to the metal ion of at least 1.0 by mol. When the stability of the resulting metal chelate compound is low, a higher ratio is preferred. The ratio is usually in the range of from 1 to 30.

When the color photographic material of the present invention is a color photographic paper, the color photographic paper comprises a support having thereon at least one blue-sensitive silver halide emulsion layer, at least one green-sensitive silver halide emulsion layer and at least one red-sensitive silver halide emulsion layer. In general-purpose color photographic paper, the emulsion layers in this order are coated on the support. However, the emulsion layers may be coated in a different order from the above order.

The method for processing a light-sensitive material according to the present invention can be applied to the rapid processing of color prints conventionally used. However, when processing is to be more rapidly conducted, the processing method of the present invention can be applied to the processing of intelligent color hard copy.

In a preferred embodiment for intelligent color hard copy, scanning exposure is conducted by using high-density light beams such as laser beams (e.g., semiconductor laser beam) or light-emitting diode beam.

Many semiconductor lasers are highly sensitive to light in infrared region. Hence, light-sensitive materials can have an infrared-sensitive silver halide emulsion layer in place of at least one of the above-described emulsion layers. Color reproduction by subtractive color photography can be achieved by the presence of dyes having a relation of complementary colors to light which the silver halide emulsions are sensitive, that is, color couplers (yellow coupler sensitive to blue light, magenta coupler sensitive to green light and cyan coupler sensitive to red light) in these light-sensitive emulsion layers. The light-sensitive layers may not correspond to the hue of developed color as described above.

Color couplers may be two colors depending on image and quality required. In this case, the silver halide emulsion layers may comprise two layers corresponding to the colors. A full color image can not be formed,

but an image can be formed more rapidly.

The Silver halide used in the silver halide emulsions of the present invention can be silver chloride or silver chlorobromide having a silver chloride content of at least 90 mol%. Grains present in an emulsion may have a different halogen composition from one another, or may have the same halogen composition. However, when grains having the same halogen composition are used, the uniform properties of the grains can be easily achieved. With regard to halogen composition distribution in the interior of the silver halide grain, the grains can be used by properly choosing them from among uniform structure type grains wherein the halogen composition is uniform throughout the grain; shell/core structure type grains wherein the core in the interior of the silver halide grain and the shell (composed of a single layer or two or more layers) of the grain have different halogen composition from each other, the core being surrounded by the shell; and grains wherein the grain has an area with a different halogen composition in the interior of the grain or in a non-laminar form on the surface thereof (when the area exists on the surface of the grain, the grain has a structure such that the area having a different halogen composition is joined to the edges, corners or plain of the grain). It is preferred that any one of the latter two types is used rather than a uniform type structure to obtain high sensitivity. The latter two types are preferred from the standpoint of pressure resistance. When the silver halide grains have a structure such as that described above, the boundary between the areas with different halogen compositions may be clear or may be made diffuse by a mixed crystal formed by a difference in halogen composition. The boundary may be continuously vary.

When the silver halide emulsion of the present invention is a high silver chloride emulsion having a silver chloride content of at least 90 mol%, it is preferred that uniform structure type grains with a narrow halogen composition distribution are used to prevent as much as possible a reduction in sensitivity when pressure is applied to the light-sensitive material.

It is also effective for the silver chloride content of the silver halide emulsion to be further increased to reduce the replenishment rates of the processing solutions. In this case, emulsions having a silver chloride content of 98 to 100 mol%, that is, emulsions comprising nearly pure silver chloride can be preferably used.

Silver halide grains present in the silver halide emulsions of the present invention have a mean grain size (the diameter of the grain is defined as the diameter of a circle having an area equal to the projected area of the grain, and the average of the diameters of the grains is referred to as the mean grain size) of preferably 0.1 to 2 μ .

Monodisperse emulsions having a coefficient of variation (the value obtained by dividing the standard deviation of the grain size distribution by the mean grain size) in grain size distribution of not higher than 20%, preferably not higher than 15% are preferred. A blend of two or more monodisperse emulsions may be coated in the same layer, or two or more monodisperse emulsions may be coated using multi-layer coating to obtain wide tolerance.

Silver halide grains present in the photographic emulsions may have a regular crystal form such as a cubic, tetradecahedral or octahedral form, an irregular crystal form such as a spherical or tabular form, or a composite form thereof. A mixture of grains with various crystal forms may be used. In the present invention, it is preferred that the grains have such a crystal form distribution that grains with a regular crystal form account for at least 50%, preferably at least 70%, more preferably at least 90%, of the entire grains.

In addition thereto, emulsions comprising grains having such a grain size distribution that tabular grains with an average aspect ratio (diameter in terms of a circle/thickness) of not lower than 5, preferably not lower than 8 account for more than 50% of the projected area of the entire grains can be preferably used.

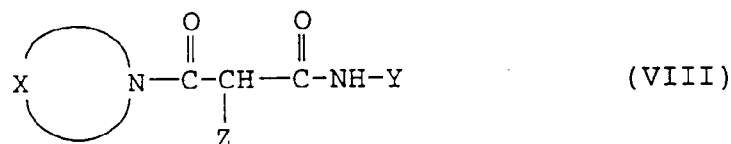
The hydrophilic colloid layers of the light-sensitive materials of the present invention may contain dyes (particularly oxonol dyes) capable of being decolorized on processing as described in European Patent (EP) 0,337,490A2 in an amount so as to provide an optical reflection density of at least 0.70 at 680 nm, or at least 12 wt% (more preferably at least 14 wt%) of titanium oxide having a surface treated with a dihydric to tetrahydric alcohol (e.g., trimethylol ethane) may be present in the water-resistant layer of the support to improve image sharpness.

It is preferred that the light-sensitive materials of the present invention contain dye image storage-improving compounds as described in European Patent (EP) 0,277,589A together with the couplers present. It is particularly preferred that the dye image storage improving compounds are used together with pyrazoloazole couplers.

Namely, it is preferred that a compound (F) and/or a compound (G) are/is used together with the couplers, the compound (F) being chemically bonded to the aromatic amine developing agent left behind after color development to form a compound which is chemically inert and substantially colorless, and the compound (G) being chemically bonded to the oxidation product of the aromatic amine color developing agent left behind after color development to form a compound which is chemically inert and substantially colorless. For example, when these compounds are used either alone or in combination, stain can be prevented from being formed by the

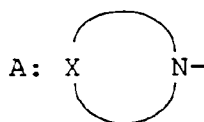
developed dye formed by reaction of couplers with the color developing agents or the oxidation product thereof left behind in the layers during storage after processing, and other side effects can be prevented from occurring.

Further, the photographic materials of the present invention may contain at least one yellow couplers represented by the following general formula (VIII) as an oil-soluble coupler.



In the formula (VIII), X represents an organic residue required for forming a nitrogen-containing heterocyclic ring together with the nitrogen atom in the ring; Y represents an aromatic group or a heterocyclic group; and Z represents a group which is eliminated by the coupling reaction of the coupler with the oxidation product of a developing agent.

The end moiety of the coupler is abbreviated A in the following description for brevity's sake.



The nitrogen-containing heterocyclic group represented by A described above can be a saturated or unsaturated, monocyclic or fused-ring, substituted or unsubstituted nitrogen-containing heterocyclic group having at least one carbon atom, preferably 1 to 20 carbon atoms, particularly preferably 2 to 12 carbon atoms. The group may contain, in addition to the nitrogen atom, one or more of an oxygen atom, sulfur atom and a phosphorus atom as hetero-atoms and a member or members of the ring. Considering the number of members of the ring, the heterocyclic ring is a three-membered or higher-membered ring, preferably a three-membered to twelve-membered ring, particularly preferably a five-membered or six-membered ring.

Specific examples of heterocyclic groups represented by A include pyrrolidino, piperidino, morpholino, 1-imidazolidinyl, 1-pyrazolyl, 1-piperazinyl, 1-indolyl, 1,2,3,4-tetrahydroquinoxaline-1-yl, 1-pyrrolinyl, pyrazolidine-1-yl, 2,3-dihydro-1-indazolyl, isoindoline-2-yl, 1-indolyl, 1-pyrrolyl, benzthiazine-4-yl, 4-thiazinyl, benzodiazine-1-yl, aziridine-1-yl, benzoxazine-4-yl, 2,3,4,5-tetrahydroquinolyl and phenoxazine-10-yl.

The aromatic group represented by Y in general formula (VIII) is a substituted or unsubstituted aromatic group having 6 or more carbon atoms, preferably 6 to 10 carbon atoms. A phenyl group and naphthyl group are particularly preferred.

The heterocyclic group represented by Y in general formula (VIII) can be a saturated or unsaturated, substituted or unsubstituted heterocyclic group having at least one carbon atom, preferably 1 to 10 carbon atoms, particularly preferably 2 to 5 carbon atoms. The hetero-atoms are preferably nitrogen atoms, sulfur atoms and oxygen atoms. With regard to the number of members of the ring, the heterocyclic ring is preferably a five-membered or six-membered ring. However, a smaller-membered or larger-membered ring may be used. The ring may be monocyclic or a fused-ring. Specific examples of heterocyclic groups include 2-pyridyl, 4-pyrimidinyl, 5-pyrazolyl, 8-quinolyl, 2-furyl and 2-pyrrolyl.

The group represented by A and the group represented by Y may optionally have one or more substituents. Examples of substituents include a halogen atom (e.g., fluorine, chlorine), an alkoxycarbonyl group (having 2 to 30 carbon atoms, preferably 2 to 20 carbon atoms, e.g., methoxycarbonyl, dodecyloxycarbonyl, hexadecyloxycarbonyl), an acylamino group (having 2 to 30 carbon atoms, preferably 2 to 20 carbon atoms, e.g., acetamido, tetradecaneamido, 2-(2,4-di-t-amylphenoxy)butaneamido, benzamido), a sulfonamido group (having 1 to 30 carbon atoms, preferably 1 to 20 carbon atoms, e.g., methanesulfonamido, dodecanesulfonamido, hexadecanesulfonamido, benzenesulfonamido), a carbamoyl group (having 2 to 30 carbon atoms, preferably 2 to 20 carbon atoms, e.g., N-butylcarbamoyl, N,N-diethylcarbamoyl), a sulfamoyl group (having 1 to 30 carbon atoms, preferably 1 to 20 carbon atoms, e.g., N-butylsulfamoyl, N-dodecylsulfamoyl, N-hexadecylsulfamoyl, N-3-(2,4-di-t-amylphenoxy)butylsulfamoyl), an alkoxy group (having 1 to 30 carbon atoms, preferably 1 to 20 carbon atoms, e.g., methoxy, dodecyloxy), an N-acylsulfamoyl group (having 2 to 30 carbon atoms, preferably 2 to 20 carbon atoms, e.g., N-propanoylsulfamoyl, N-tetradecanoylsulfamoyl group), a sulfonyl group (having

1 to 30 carbon atoms, preferably 1 to 20 carbon atoms, e.g., methanesulfonyl, octanesulfonyl, dodecanesulfonyl), an alkoxycarbonylamino group (having 1 to 30 carbon atoms, preferably 1 to 20 carbon atoms, e.g., methoxycarbonylamino, tetradecyloxycarbonylamino), a cyano group, a nitro group, a carboxyl group, an aryloxy group (having 6 to 20 carbon atoms, preferably 6 to 10 carbon atoms, e.g., phenoxy, 4-chlorophenoxy), an alkylthio group (having 1 to 30 carbon atoms, preferably 1 to 20 carbon atoms, e.g., methylthio, dodecylthio), a ureido group (having 1 to 30 carbon atoms, preferably 1 to 20 carbon atoms, e.g., phenylureido), an aryl group (having the same meaning as when Y is an aromatic group), a heterocyclic group (having the same meaning when Y is a heterocyclic group), a sulfo group, an alkyl group (a straight-chain, branched or cyclic saturated or unsaturated, substituted or unsubstituted alkyl group having 1 to 30 carbon atoms, preferably 1 to 20 carbon atoms, e.g., methyl, ethyl, isopropyl, cyclopropyl, trifluoromethyl, cyclopentyl, dodecyl, 2-hexyloctyl), an acyl group (having 1 to 30 carbon atoms, preferably 2 to 20 carbon atoms, e.g., acetyl, benzoyl), an arylthio group (having 6 to 20 carbon atoms, preferably 6 to 10 carbon atoms, e.g., phenylthio), a sulfamoylamino group (having up to 30 carbon atoms, preferably up to 20 carbon atoms, e.g., N-butylsulfamoylamino, N-dodecylsulfamoylamino), an N-acylcarbamoyl group (having 2 to 30 carbon atoms, preferably 2 to 20 carbon atoms, e.g., N-dodecanoylcarbamoyl, an N-sulfonylcarbamoyl group (having 1 to 30 carbon atoms, preferably 2 to 20 carbon atoms, e.g., N-hexadecanesulfonylcarbamoyl, N-benzenesulfonylcarbamoyl, N-(2-octyloxy-5-t-octylbenzenesulfonyl)carbamoyl), an N-sulfamoylcarbamoyl group (having 1 to 30 carbon atoms, preferably 1 to 20 carbon atoms, e.g., N-(ethylsulfamoyl)carbamoyl, N-{3-(2,4-di-t-amyloxy)propylsulfamoyl}carbamoyl), an N-sulfonylsulfamoyl group (having up to 30 carbon atoms, preferably 1 to 20 carbon atoms, e.g., N-dodecanesulfonylsulfamoyl, N-benzenesulfonylsulfamoyl), an N-carbamoylsulfamoyl group (having 1 to 30 carbon atoms, preferably 1 to 20 carbon atoms, e.g., N-(ethylcarbamoyl)sulfamoyl, N-{3-(2,4-di-t-amyloxy)propylcarbamoyl}sulfamoyl), an N-(N-sulfonylcarbamoyl)sulfamoyl group (having 1 to 30 carbon atoms, preferably 1 to 20 carbon atoms, e.g., N-(dodecanesulfonylcarbamoyl)sulfamoyl, N-(2-octyloxy-5-t-octylbenzenesulfonylcarbamoyl)sulfamoyl), a 3-sulfonylureido group (having 1 to 30 carbon atoms, preferably 1 to 20 carbon atoms, e.g., 3-hexadecanesulfonylureido, 3-benzenesulfonylureido), a 3-acylureido group (having 2 to 30 carbon atoms, preferably 2 to 20 carbon atoms, e.g., 3-acetylureido, 3-benzoylureido), a 3-acylsulfamido group (having 1 to 30 carbon atoms, preferably 1 to 20 carbon atoms, e.g., 3-propionylsulfamido, 3-(2,4-dichlorobenzoyl)sulfamido), a 3-sulfonylsulfamido group (having up to 30 carbon atoms, preferably 1 to 20 carbon atoms, e.g., 3-methanesulfonylsulfamido, 3-(2-methoxyethoxy-5-t-octylbenzenesulfonyl)sulfamido), hydroxyl group, an acyloxy group (having 1 to 30 carbon atoms, preferably 1 to 20 carbon atoms, e.g., propanoyloxy, tetradecanoyloxy) and a sulfonyloxy group (having up to 30 carbon atoms, preferably up to 20 carbon atoms, e.g., dodecanesulfonyloxy, 2-octyloxy-5-t-octylbenzenesulfonyloxy).

Preferred examples of substituents for A include a halogen atom, an alkoxy group, an acylamino group, a carbamoyl group, an alkyl group, a sulfonamido group and a nitro group. Unsubstituted group A is also preferred.

Preferred examples of substituents for Y include a halogen atom, an alkoxycarbonyl group, a sulfamoyl group, a carbamoyl group, a sulfonyl group, a sulfonamido group, an acylamino group, an alkoxy group, an aryloxy group, an N-acylcarbamoyl group, an N-sulfonylcarbonyl group, an N-sulfamoylcarbamoyl group, an N-sulfonylsulfamoyl group, an N-acylsulfamoyl group, an N-carbamoylsulfamoyl group and an N-(N-sulfonylcarbamoyl)sulfamoyl group.

The group represented by Z in general formula (VIII) may be any of conventional groups which can be eliminated by the coupling reaction. Preferably, Z is a nitrogen-containing heterocyclic group which is bonded to the coupling site through a nitrogen atom, an aromatic oxy group, an aromatic thio group, a heterocyclic oxy group, a heterocyclic thio group, an acyloxy group, a carbamoxyloxy group, an alkylthio group or a halogen atom. These eliminable groups may be photographically useful groups or precursors thereof (e.g., development inhibitor, development accelerator, desilverization accelerator, fogging agent, dye, hardening agent, coupler, scavenger for the oxidants of developing agents, fluorescent dye, developing agent, electron transfer agent) or non-photographically useful groups.

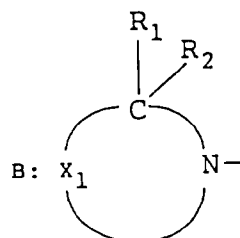
The nitrogen-containing heterocyclic group represented by Z can be a monocyclic or fused-ring, substituted or unsubstituted heterocyclic group. Examples of suitable heterocyclic groups include succinimido, malainimido, phthalimido, diglycolimido, pyrrolino, pyrazolyl, imidazolyl, 1,2,4-triazole-2-yl (or 4-yl), 1-tetrazolyl, indolyl, benzopyrazolyl, benzimidazolyl, benzotriazolyl, imidazolidine-2,4-dione-3-yl (or 1-yl), oxazolidine-2,4-dione-3-yl, thiazolidine-2,4-dione-3-yl, imidazoline-2-one-1-yl, oxazolidine-2-one-3-yl, thiazoline-2-one-3-yl, benzoxazoline-2-one-3-yl, 1,2,4-triazolidine-3,5-dione-4-yl, 2-pyridone-1-yl, morpholine-3,5-dione-4-yl, 1,2,3-triazole-1-yl and 2-imidazoline-5-one.

These heterocyclic groups may be substituted. Examples of substituents include those already described above in the definition of the substituents for A.

The nitrogen-containing heterocyclic group represented by Z is preferably 1-pyrazolyl, imidazolyl, 1,2,3-

for forming a nitrogen-containing heterocyclic ring together with $-C(R_1R_2)-N<$; and R_1 and R_2 each represents a hydrogen atom or a substituent.

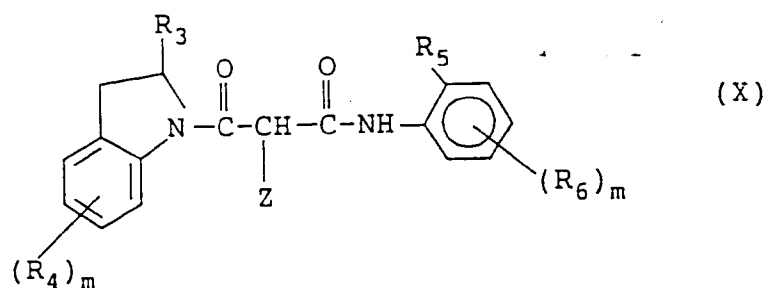
The end moiety of the couplers of general formula (IX) is abbreviated to B in the following description for brevity's sake.



15 Preferred examples of Y and Z in general formula (IX) are the same as those described above in general formula (VIII).

Examples of heterocyclic groups represented by B and examples of substituents for B include those described above in the examples given for A. Preferred examples thereof are the same as those for A. Particularly preferred are cases where the nitrogen-containing heterocyclic group is a benzene-fused ring.

20 Of the couplers of general formula (IX), couplers represented by the following general formula (X) are even more preferred.



35 In the formula (X), R_3 represents a hydrogen atom or a substituent; R_4 , R_5 and R_6 each represents a substituent; Z is as defined above in general formula (VIII); m and n each represents an integer of 0 to 4; and when m and n are each an integer of 2 or more, two or more R_4 or R_6 groups may be the same or different.

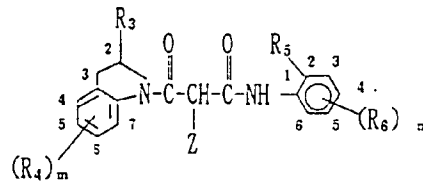
40 When R_3 and R_4 in general formula (X) are each a substituent, examples of substituents are the same as those described above for A. Preferred examples of R_3 include a hydrogen atom, an alkyl group and an aryl group. Preferred examples of R_4 include a halogen atom, an alkoxy group, an acylamino group, a carbamoyl group, an alkyl group, a sulfonamido group and a nitro group, and m is an integer of preferably 0 to 2, particularly preferably 0 or 1.

45 Examples of substituents represented by each of R_5 and R_6 in general formula (X) are the same as those for the case where Y is substituted in general formula (VIII). Preferably, R_5 is a halogen atom, an alkoxy group, an alkyl group or an aryloxy group. Preferred examples of R_6 are the same as those for the case where Y is substituted in general formula (VIII), and n is an integer of preferably 0 to 2, more preferably 1 or 2.

The couplers of general formulas (VIII), (IX) and (X) may be in the form of a dimer or a higher polymer through a bivalent or polyvalent group at the position of X, Y or Z. In this case, the number of carbon atoms may exceed the number of carbon atoms defined above in the substituent.

50 Examples of couplers of general formula (VIII) include, but are not limited to, the following compounds.

5

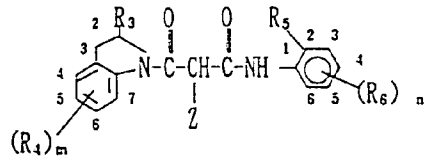


10

No.	R ₃	m	R ₄	R ₅	n	R ₆	Z
15	1	H	0	—	1	$\begin{matrix} \text{C}_7\text{H}_{15} \\ \\ -5-\text{SO}_2\text{NHCOCHC}_9\text{H}_{19} \end{matrix}$	
	2	"	"	—	1	$\begin{matrix} \text{C}_2\text{H}_5 \\ \\ -5-\text{SO}_2\text{NHCOCHC}_4\text{H}_9 \end{matrix}$	"
20	3	"	"	—	1	$-5-\text{SO}_2\text{NHCONHC}_3\text{H}_7$	"
	4	"	"	—	1	$\begin{matrix} \text{C}_6\text{H}_{13} (n) \\ \\ -\text{OCH}_2\text{CH}-\text{C}_8\text{H}_{17} (n) \end{matrix}$	"
25	5	"	"	—	1	$-5-\text{SO}_2\text{NHCOC}_2\text{H}_5$	"
	6	"	"	—	1	$-5-\text{SO}_2\text{NHCOC}_2\text{H}_5$	"
30	7	"	"	—	1	$-5-\text{SO}_2\text{NHCOCH}_3$	"
35	8	"	"	—	1	$\begin{matrix} \text{C}_2\text{H}_5 \\ \\ -5-\text{SO}_2\text{NHCOCHC}_4\text{H}_9 \end{matrix}$	"
40	9	"	"	—	1	$\begin{matrix} \text{C}_7\text{H}_9 \\ \\ -5-\text{SO}_2\text{NHCOCH}-\text{C}_9\text{H}_{19} \end{matrix}$	"
	10	"	"	—	1	$-5-\text{CONHSO}_2\text{C}_{12}\text{H}_{25}$	"
45	11	"	"	—	1	$-4-\text{SO}_2\text{NHCOC}_9\text{H}_{19}$	"
	12	"	"	—	2	$-4-\text{C}1-5-\text{CONHSO}_2\text{C}_{16}\text{H}_{33} (n)$	"
	13	"	"	—	2	$-3-\text{C}1-5-\text{CONHCOC}_{11}\text{H}_{23}$	"
50	14	"	"	—	2	$-3-\text{C}1-5-\text{CONHSO}_2\text{C}_{12}\text{H}_{25} (n)$	"

55

5



10

15

20

25

30

35

40

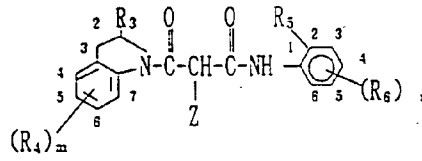
45

50

55

No.	R ₃	m	R ₄	R ₅	n	R ₆	Z
15	"	0	—	-OC ₁₆ H ₃₃ (n)	1		
16	"	"	—		1		"
17	"	"	—	-OCH(CH ₃) ₂	1		"
18	"	"	—	-OC ₁₈ H ₃₇ (n)	1	-5-SO ₂ NHSO ₂ CH ₃	"
19	"	"	—		1		"
20	"	"	—	-OC ₂ H ₅	1	"	
21	"	"	—	-OC ₁₈ H ₃₇ (n)	2	-4-Cl-5-CONHSO ₂ C ₁₂ H ₂₅	
22	"	"	—	"	1		"
23	"	"	—		1		"
24	"	"	—	-OCH(CH ₃) ₂	1		"
25	CH ₃	"	—	-OC ₂ H ₅	1		"

5

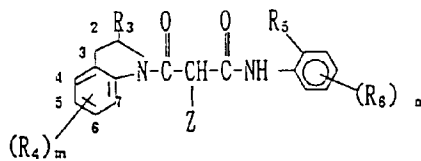


10

No.	R ₃	m	R ₄	R ₅	n	R ₆	Z
26	H	0	—	-OC ₁₈ H ₃₇ (n)	1		
27	"	"	—		1	"	
28	"	"	—	-OC ₁₆ H ₃₃ (n)	1	-5-SO ₂ NHCOC ₂ H ₅	
29	"	"	—	-Cl	1	-5-CONHSO ₂ -C ₁₆ H ₃₃ (n)	
30	"	"	—	"	1		
31	"	"	—	"	1		"
32	"	"	—	"	2	-4-Cl-5-COOC ₁₂ H ₂₅	
33	"	"	—	"	2		
34	"	"	—	"	1	-5-SO ₂ NHC ₁₂ H ₂₅	"
35	"	"	—	"	1	-5-SO ₂ NHSO ₂ C ₁₆ H ₃₃ (n)	
36	"	1	5-NO ₂	"	1		

55

5

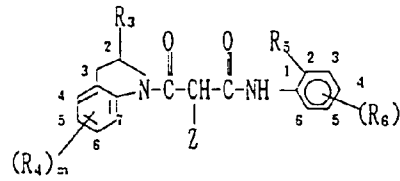


10

No.	R ₃	m	R ₄	R ₅	n	R ₆	Z
37	H	2	5, 7-Br	"	1	-5-NHSO ₂ C ₁₅ H ₃₃ (n)	"
38	"	"	—	-OC ₁₈ H ₃₇ (n)	1	-5-SO ₂ NH-	
39	"	"	—	"	1	"	
40	"	"	—		1	-5-SO ₂ NH-	"
41	H	1	5-Cl	-Cl	1	-5-NHSO ₂ C ₁₅ H ₃₃	
42		"	5-NO ₂	-OC ₁₄ H ₂₉	1	-5-SO ₂ NH-	
43	H	"	5-Br	-Cl	1	-5-COOCH-	
44	"	"	"	"	1	"	
45	"	"	5-Cl	"	1	-5-NHSO ₂ C ₁₂ H ₂₅	
46	"	"	5-NO ₂	"	1	"	

55

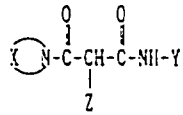
5



10

No.	R ₃	m	R ₄	R ₅	n	R ₆	Z	
15	47	H	0	—	"	1	-5-SO ₂ NHCONH-	
20	48	"	1	5-OCH ₃	"	2	-4-Cl-5-COOC ₁₂ H ₂₅	
25	49	"	"	5-NO ₂	-CF ₃	1	-4-NHSO ₂ -	
30	50	"	"	—	-OC ₂ H ₅	—	-5-SO ₂ C ₁₂ H ₂₅	
35	51	"	"	—	-Cl	—	-5-NHCOCH-	"
40	52	C ₂ H ₅	"	—	"	1	-5-NHCO-	
45	53	H	"	—	"	1	-5-NHCO-	
50	54	"	"	—	Cl	1	-5-SO ₂ NHCOC ₁₁ H ₂₃	

55



5

10

15

20

25

30

35

40

45

50

55

No.	X-N-	Y	Z
5 5			
5 6			"
5 7			
5 8			
5 9			
6 0			
6 1			
6 2			SCl ₂ COOH
6 3		"	
6 4	"	"	
6 5			

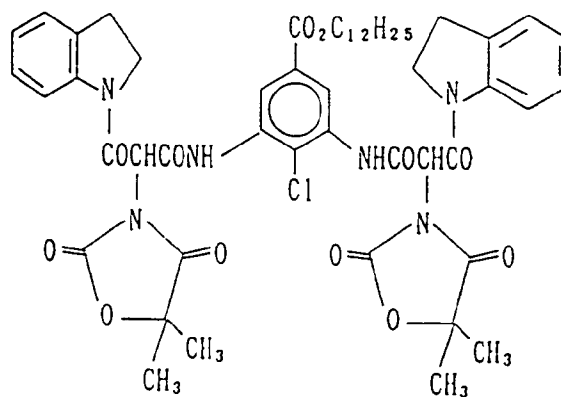
66

5

10

15

20



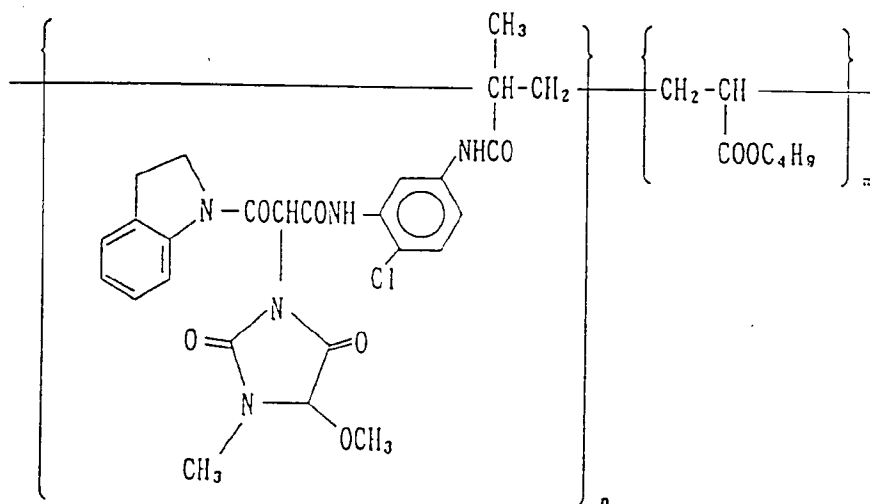
67

25

30

35

40



45

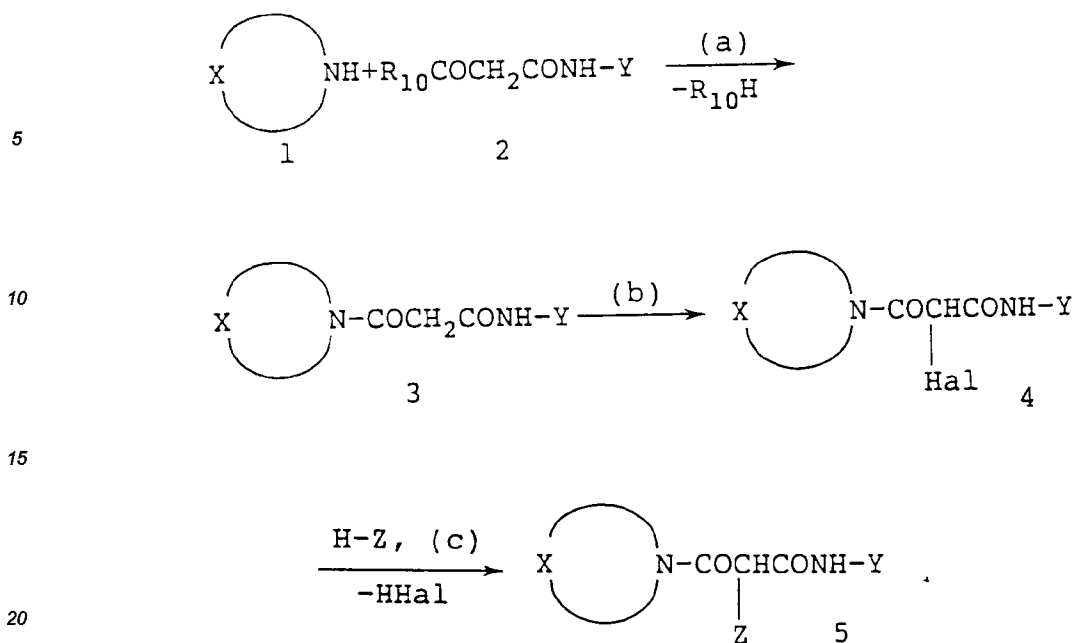
$n/m=50/50$ (by weight)
Average MW 25,000

Particularly preferred yellow couplers are Compounds (1), (2), (8), (16), (25), (37) and (64) for use in the present invention.

The amount of the yellow couplers present in the light-sensitive materials can vary depending on the performance required, but is generally in the range of preferably 1.0×10^{-4} to 1.0×10^{-2} mol/m², more preferably 3.0×10^{-4} to 5.0×10^{-3} mol/m².

The yellow couplers used in the present invention can be synthesized by conventional methods or similar methods thereto.

For example, the yellow couplers of general formula (VIII) can be synthesized according to the following synthesis route.



Compound of Formula (VIII)

25

wherein X, Y and Z are as defined above in general formula (VIII); R₁₀ represents a halogen atom (e.g., chlorine atom), -OH, an alkoxy group (e.g., methoxy, ethoxy) or a phenoxy group (e.g., phenoxy, 4-nitrophenoxy); and Hal represents a halogen atom. The reaction in the step (a) is carried out under reaction conditions such that when R₁₀ is OH, the reaction is carried out in the presence of a dehydration condensing agent (e.g., N,N-dicyclohexylcarbodiimide, N,N-diisopropylcarbodiimide) and that when R₁₀ is a halogen atom, the reaction is carried out in the presence of a dehydrohalogenation agent. Examples of dehydrohalogenation agents include organic bases (e.g., triethylamine, diisopropylethylamine, pyridine, guanidine, butoxypotassium) and inorganic bases (e.g., sodium hydroxide, potassium hydroxide, sodium hydride, potassium carbonate). In the reaction (b) of 3 → 4, a halogenating agent is used. Examples of halogenating agents include bromine, chlorine, N-bromosuccinimide and N-chlorosuccinimide. In the reaction (c) of 4 → the final product, a dehydrohalogenation agent is generally used. Examples of dehydrohalogenation agents include the above-described organic and inorganic bases. These reactions are generally carried out in a solvent. Examples of suitable solvents include chlorine-containing solvents (e.g., dichloromethylene), aromatic solvents (e.g., benzene, chlorobenzene, toluene), amide solvents (e.g., N,N-dimethylformamide, N,N-dimethylacetamide, N-methylpyrrolidone), nitrile solvents (e.g., acetonitrile, propionitrile), ether solvents (e.g., tetrahydrofuran, ethylene glycol diethyl ether), sulfone solvents (e.g., dimethylsulfone, sulfolane) and hydrocarbon solvents (e.g., cyclohexane, n-hexane).

30

The yellow couplers used in the present invention can be synthesized by other routes such as the method described in *J. Org. Chem.*, 29, 2932 (1964) in addition to the above-described synthesis route. If desired, the product 5 is subjected to a functional group exchange reaction to obtain another desired product. The modification of the synthesis route or an additional reaction can be appropriately made by those skilled in the art.

35

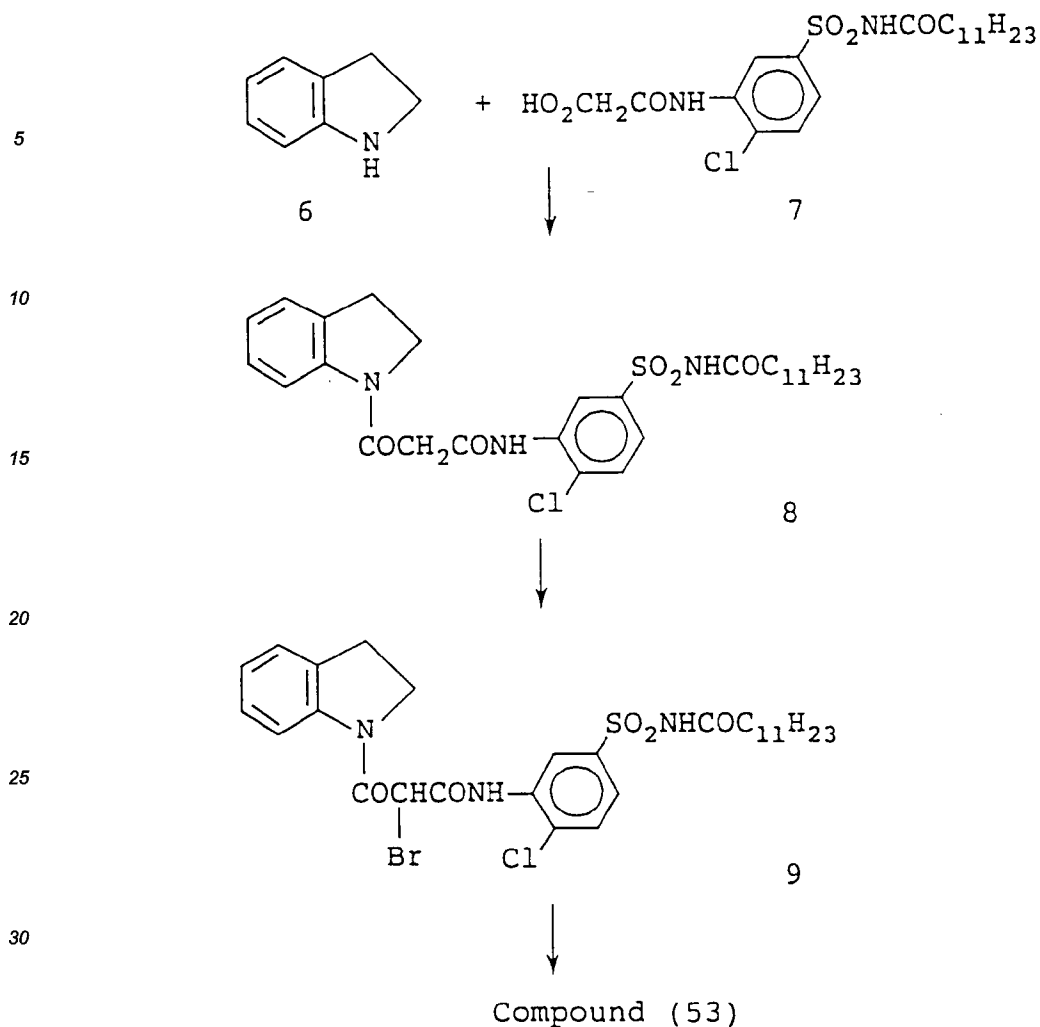
The synthesis method used the yellow coupler of the present invention will be illustrated below. However, it should be understood that other yellow couplers can be synthesized in a similar manner to that described below.

50 SYNTHESIS EXAMPLE 3

Synthesis of Compound No. 53 used in the Invention

Compound No. 53 was prepared by the following synthesis route.

55



In 100 ml of N,N-dimethylformamide and 100 ml of acetonitrile were dissolved 3.5 g of Compound (6) and 14 g of Compound (7). To the resulting solution, there was added dropwise 40 ml of an acetonitrile solution of 6 g of N,N'-dicyclohexylcarbodiimide at room temperature. The mixture was reacted for 2 hours, and the precipitated N,N'-dicyclohexylurea was separated by filtration. The resulting filtrate was poured into 500 ml of water and then extracted with 500 ml of ethyl acetate. The oily layer was recovered by using a separatory funnel, washed with water and dried over sodium sulfate. The solvent was distilled off under reduced pressure. The residue was crystallized from hexane to obtain 17.2 g of Compound (8).

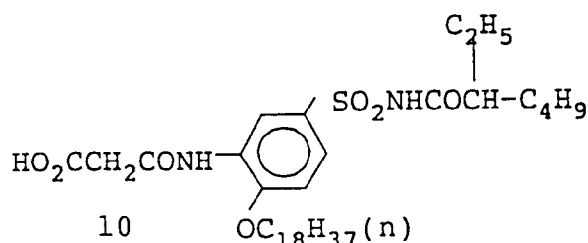
16 g of Compound (8) was mixed with 150 ml of dichloromethane. A solution of 4.8 g of bromine in 10 ml of dichloromethane was added dropwise to the mixture while cooling with ice (5 to 10°C). The mixture was reacted for 10 minutes. The reaction mixture was then transferred to a separatory funnel and washed with water. The oily layer (a solution containing Compound (9)) was removed and as such was used in the subsequent stage.

To 160 ml of N,N-dimethylformamide, there were added 8.1 g of 5,5-dimethyl-2,4-dioxo-1,3-oxazoline and 8.8 ml of triethylamine. To the resulting solution, there was added dropwise the dichloromethane solution of Compound (9) obtained above at room temperature. After the mixture was reacted for one hour, 500 ml of ethyl acetate was added thereto. The mixture was transferred to a separatory funnel, washed with water, neutralized with dilute hydrochloric acid and again washed with water. The oily layer was separated. The solvent was distilled off under reduced pressure. The residue was purified by means of silica gel column chromatography, eluting with ethyl acetate/hexane (1/1) by volume. Fractions containing the desired Compound (53) was collected, and the solvent was distilled off. 15.2 g of the desired Compound (53) was obtained as a waxy material.

SYNTHESIS EXAMPLE 4

Synthesis of Compound (2) used in the Invention

5 The procedure of Synthesis Example 3 was repeated except that an equimolar amount of the following Compound (10) was used in place of Compound (7).



The final product was purified by means of column chromatography. 18.3 g of the desired Compound (2) was obtained as a waxy material.

20 The hydrophilic colloid layers of the light-sensitive materials of the present invention preferably contain antifungal agents as described in JP-A-63-271247 to prevent images from being deteriorated by the growth of mold and bacteria.

Supports for display which can be used in the light-sensitive materials of the present invention include white polyester supports and supports provided with a white pigment-containing layer on the silver halide emulsion layer side thereof. It is preferred that an antihalation layer is present on the silver halide emulsion-coated side of the support or on the back side thereof to improve sharpness. It is particularly preferred for the transmission density of the support to be in the range of 0.35 to 0.8.

25 The light-sensitive materials of the present invention may be exposed to visible light or infrared light. Any of low-illumination exposure and high-illumination short-time exposure may be used as exposure method. In the latter case in particular, laser scanning exposure system wherein the exposure time per pixel is shorter than 10⁻⁴ seconds is preferred.

It is also preferred that a band stop filter described in U.S. Patent 4,880,726 is used in carrying out exposure, whereby color mixing of light can be eliminated and color reproducibility can be greatly improved.

35 The exposed light-sensitive materials are then subjected to color development. It is preferred that after color development, bleaching-fixing is carried out to effect rapid processing. Particularly, when the above-mentioned high silver chloride emulsions are used, the pH of the bleaching-fixing solution is preferably not higher than about 6.5, more preferably not higher than about 6.0 to accelerate desilverization.

40 Silver halide emulsions, other materials (e.g., additives), photographic layers (e.g., the arrangement of the layers), methods for processing light-sensitive materials and processing additives are described in the following patent specifications, particularly European Patent EP0,355,660A2 (JP-A-2-139544) and these can be advantageously applied to the light-sensitive materials of the present invention.

45

50

55

55 50 45 40 35 30 25 20 15 10 5

Photographic
Element, etc.

JP-A-62-215272

JP-A-2-33144

EP0,355,660A2

Silver Halide
Emulsion

Line 6 of right upper column of page 10 to line 5 of left lower column of page 12; and the 4th line from the bottom of right lower column of page 12 to line 17 of left upper column of page 13

Line 16 of right upper column of page 28 to line 11 of right lower column of page 29; and line 2 to line 5 of light upper column of page 30

Line 53 of page 46 to line 3 of page 47; and line 20 to line 22 of page 47

Solvent for
Silver Halide

Line 6 to line 14 of left lower column of page 12; and the third line from the bottom of left upper column of page 13 to the bottom of left lower column of page 18

Chemical
Sensitizing
Agent

The third line from the bottom of left lower column of page 12 to the 5th line from the bottom of right lower column of page 12; and line 1 of right lower column of page 18 to the 9th line from the bottom of right upper column of page 22

Line 12 to the bottom of right lower column of page 29

Line 4 to line 9 of page 47

Spectral
Sensitizing
Agent (spectral
sensitization
method)

The 8th line from the bottom of right upper column of page 22 to the bottom of page 38

Line 1 to line 13 of left upper column of page 30

Line 10 to line 15 of page 47

55 50 45 40 35 30 25 20 15 10 5

Photographic Element, etc.

EP0,355,660A2

JP-A-2-33144

JP-A-62-215272

Emulsion Stabilizer	Line 16 to line 19 of page 47	Line 14 of left upper column to line 1 of right upper column of page 30	Line 1 of left upper column of page 39 to the bottom of right upper column of page 72
Development Accelerator	---	---	Line 1 of left lower column of page 72 to line 3 of right upper column of page 91
Color Coupler (cyan, magenta and yellow couplers)	Line 15 to line 27 of page 4; line 30 of page 5 to the bottom of page 28; line 29 to line 31 of page 45; and line 23 of page 47 to line 50 of page 63	Line 14 of right upper column of page 3 to the bottom of left upper column of page 18; and line 6 of right upper column of page 30 to line 11 of right lower column of page 35	Line 4 of right upper column of page 91 to line 6 of left upper column of page 121
Supersensitizing Agent	---	---	Line 7 of left upper column of page 121 to line 1 of right upper column of page 125
Ultraviolet Light Absorber	Line 22 to line 31 of page 65	Line 14 of right lower column of page 37 to line 11 of left upper column of page 38	Line 2 of right upper column of page 125 to the bottom of left lower column of page 127

55	50	45	40	35	30	25	20	15	10	5
Photographic Element, etc.		JP-A-62-215272			JP-A-2-33144				EP0,355,660A2	
Anti-Fading Agent (image stabilizer)		Line 1 of right lower column of page 127 to line 8 of left lower column of page 137			Line 12 of right upper column of page 36 to line 19 of left upper column of page 37				Line 30 of page 4 to line 23 of page 5; line 1 of page 29 to line 25 of page 45; line 33 to line 40 of page 45; and line 2 to line 21 of page 65	
High-Boiling and/or Low-Boiling Organic Solvent		Line 9 of left lower column of page 137 to the bottom of right upper column of page 144			Line 14 of right lower column of page 35 to the 4th line from the bottom of left upper column of page 36				Line 1 to line 51 of page 64	
Dispersion Method for Photographic Additive		Line 1 of left lower column of page 144 to line 7 of right upper column of page 146			Line 10 of right lower column of page 27 to the bottom of left upper column of page 28; and line 12 of right lower column of page 35 to line 7 of right upper column of page 36				Line 51 of page 63 to line 56 of page 64	
Hardening Agent		Line 8 of right upper column of page 146 to line 4 of left lower column of page 155							-----	
Developing Agent Precursor		Line 5 of left lower column of page 155 to line 2 of right lower column of page 155							-----	
Development-inhibitor Releasing Compound		Line 3 to line 6 of right lower column of page 155							-----	

55	Photographic Element, etc.	JP-A-62-215272	JP-A-2-33144	EP0,355,660A2	5
50	Support	Line 19 of right lower column of page 155 to line 14 of left upper column of page 156	Line 18 of right upper column of page 38 to line 3 of left upper column of page 39	Line 29 of page 66 to line 13 of page 67	10
45	Structure of Light-Sensitive Material	Line 15 of left upper column of page 156 to line 14 of right lower column of page 156	Line 1 to line 15 of right upper column of page 28	Line 41 to line 52 of page 45	15
40	Dye	Line 15 of right lower column of page 156 to the bottom of right lower column of page 184	Line 12 of left upper column to line 7 of right upper column of page 38	Line 18 to line 22 of page 66	20
35	Color Mixing Inhibitor	Line 1 of left upper column of page 185 to line 3 of right lower column of page 188	Line 8 to line 11 of right upper column of page 36	Line 57 of page 64 to line 1 of page 65	25
30	Gradation Controller	Line 4 to line 8 of right lower column of page 188			30
25	Stain Inhibitor	Line 9 of right lower column of page 188 to line 10 of right lower column of page 193	The bottom of left upper column of page 37 to line 13 of right lower column of page 37	Line 32 of page 65 to line 17 of page 66	35
20	Surfactant	Line 1 of left lower column of page 201 to the bottom of right upper column of page 210	Line 1 of right upper column of page 18 to the bottom of right lower column of page 24; and the 10th line from the bottom of left lower column to line 9 of right lower column of page 27		40

55	Photographic Element, etc.	JP-A-62-215272	JP-A-2-33144	EP0,355,660A2
50	Fluorine-Containing Compound (antistatic agent, coating aid, lubricant, anti-sticking agent, etc.)	Line 1 of left lower column of page 210 to line 5 of left lower column of page 222	Line 1 of left upper column of page 25 to line 9 of right lower column of page 27	---
	Binder (hydrophilic colloid)	Line 6 of left lower column of page 222 to the bottom of left upper column of page 225	Line 8 to line 18 of right upper column of page 38	Line 23 to line 28 of page 66
	Thickener	Line 1 of right upper column of page 225 to line 2 of right upper column of page 227	---	---
	Antistatic Agent	Line 3 of right upper column of page 227 to line 1 of left upper column of page 230	---	---
	Polymer Latex	Line 2 of left upper column of page 230 to the bottom of page 239	---	---
	Matting Agent	Line 1 of left upper column of page 240 to the bottom of right upper column of page 240	---	---

5
10
15
20
25
30
35
40
45
50
55

Photographic Element, etc.	JP-A-62-215272	JP-A-2-33144	EP0,355,660A2
Photographic Processing Method (processing stage, additive, etc.)	Line 7 of right upper column of page 3 to line 5 of right upper column of page 10	Line 4 of left upper column of page 39 to the bottom of left upper column of page 42	Line 14 of page 67 to line 28 of page 69

Note: The references to JP-A-62-215272 include the amendment dated March 16, 1987, attached to the end of publication.

Among the above color couplers, short wave type yellow couplers described in JP-A-63-231451, JP-A-63-123047, JP-A-63-241547, JP-A-1-173499, JP-A-1-213648 and JP-A-1-250944 can be advantageously used as yellow couplers.

It is preferred for the color photographic materials of the present invention to be subjected to color development, bleaching-fixing and rinsing (or stabilization). Bleaching and fixing may be separately carried out or by conducting them using one bath as described above.

Conventional color developing agents can be used in the present invention. Typical examples thereof include, but are not limited to, the following compounds.

D-1 4-Amino-N-ethyl-N-(β -hydroxyethyl)-3-methylaniline

D-2 4-Amino-N-ethyl-N-(β -hydroxypropyl)-3-methylaniline

D-3 4-Amino-N-ethyl-N-(β -hydroxybutyl)-3-methylaniline

D-4 4-Amino-N-ethyl-N-(β -methanesulfonamidoethyl)-3-methylaniline

D-5 4-Amino-N-(3-carbamoylpropyl-N-n-propyl)-3-methylaniline

Of them, Compounds D-3 and D-4 are particularly preferred. Such developing agents are effective in carrying out a replenishment system as in the present invention. These p-phenylenediamine derivatives may be used in the form of a salt such as the sulfate, hydrochloride, sulfite, naphthalenedisulfonate or p-toluenesulfonate. The aromatic primary amine developing agents are used in an amount of preferably 0.002 to 0.2 mol, more preferably 0.005 to 0.1 mol per liter of the developing solution as the tank solution.

In the practice of the present invention, it is preferred for the developing solutions to contain substantially no benzyl alcohol. The term "containing substantially no benzyl alcohol" as used herein means the concentration of the benzyl alcohol is preferably not higher than 2 ml/l, more preferably not higher than 0.5 ml/l. Most preferably, the developing solutions are completely free of benzyl alcohol.

It is more preferred that the developing solutions or replenishers thereof which are used in the present invention to contain substantially no sulfite ion. Sulfite ion functions as a preservative for the developing agents and has an effect of dissolving silver halide and an effect of reacting with the oxidation product of the developing agents and reducing a dye-forming efficiency. It is believed that these effects causes an increase in the fluctuation of photographic characteristics in continuous processing. The term "contain substantially no sulfite ion" as used herein means that the concentration of the sulfite ion is preferably not higher than 0.10 mol per mol of the developing agent. Most preferably, the developing solutions or the replenishers are completely free of sulfite ion. A very small amount of sulfite ion is present in a processing agent kit containing a concentrated developing agent before the preparation of a working solution to prevent the processing agent from being oxidized. Such a very small amount of sulfite ion is excluded from the above-described amount of sulfite ion.

It is more preferred that the developing solutions of the present invention contain substantially no hydroxylamine in addition to the developing solutions containing substantially no sulfite ion. This is because it is believed that hydroxylamine functions as a preservative for the developing solutions, hydroxylamine itself has silver development activity and photographic characteristics are greatly affected by the change of the concentration of hydroxylamine. The term "contains substantially no hydroxylamine" as used herein means that the concentration of hydroxylamine is preferably not higher than 5.0×10^{-3} mol/l. Most preferably, the developing solutions are completely free of hydroxylamine.

It is preferred for the color developing solutions of the present invention and the replenishers thereof to contain organic preservatives in place of hydroxylamine and sulfite ion.

The term "organic preservative" as used herein refers to those organic compounds capable of reducing the deterioration rate of the aromatic primary amine color developing agents when added to the processing solutions for the color photographic materials. Namely, organic preservatives are organic compounds capable of preventing the color developing agents from being oxidized by air, etc. Among them, particularly effective organic preservatives include hydroxylamine derivatives (excluding hydroxylamine; the same applies herein below), hydroxamic acids, hydrazines, hydrazides, phenols, α -hydroxyketones, α -aminoketones, saccharides, monoamines, diamines, polyamines, quaternary ammonium salts, nitroxyl radicals, alcohols, oximes, diamide compounds and condensed cyclic amines. These compounds are described in JP-A-63-4235, JP-A-63-30845, JP-A-63-21647, JP-A-63-44655, JP-A-63-53551, JP-A-63-43140, JP-A-63-56654, JP-A-63-58346, JP-A-63-43138, JP-A-63-146041, JP-A-63-44657, JP-A-63-44655, U.S. Patents 3,615,503 and 2,494,903. JP-A-52-143020 and JP-B-48-30496.

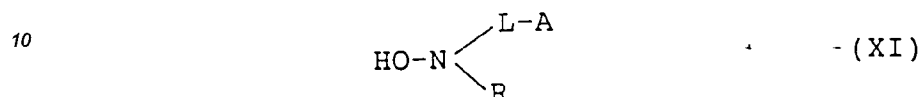
Examples of other preservatives which can be optionally used in the present invention include metals described in JP-A-57-44148 and JP-A-57-53749; salicylic acid compounds described in JP-A-59-180588; alkanolamines described in JP-A-54-3532; polyethyleneimines described in JP-A-56-94349; and aromatic polyhydroxy compounds described in U.S. Patent 3,746,544. Particularly preferred are alkanolamines such as triethanolamine, dialkylhydroxylamines such as diethylhydroxylamine, hydrazine derivatives, and aromatic polyhydroxy compounds.

Of these organic preservatives, hydroxylamine derivatives and hydrazine derivatives (hydrazines and hydrazides) are particularly preferred. The details of these compounds are described in JP-A-1-97953, JP-A-1-186930, JP-A-1-186940 and JP-A-1-187557.

It is preferred from the viewpoint of improving the stability of the color developing solutions and in turn improving stability during continuous processing for the hydroxylamine derivatives or the hydrazine derivatives to be used in combination with amines.

5 Examples of suitable amines include cyclic amines described in JP-A-63-239447, amines described in JP-A-63-128340 and amines described in JP-A-1-186939 and JP-A-1-187557.

The hydroxylamine derivatives which can be advantageously used in the present invention are compounds represented by the following general formula (XI).



In the formula (XI), L represents an alkylene group which may be substituted; A represents a carboxyl group, a sulfo group, a phosphono group, a phosphino group, a hydroxyl group, an amino group which may be substituted by one or more alkyl groups, an ammonio group which may be substituted by one or more alkyl groups, a carbamoyl group which may be substituted by one or more alkyl groups, a sulfamoyl group which may be substituted by one or more alkyl groups or an alkylsulfonyl group which may be substituted; and R represents a hydrogen atom or an alkyl group which may be substituted.

20 Specific examples of hydroxylamine derivatives which can be used in the present invention include, but are not limited to, the following compounds.


(XI-1)



30 (XI-2)



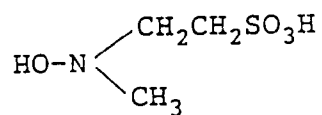
(XI-3)



45 (XI-4)



55 (XI-5)

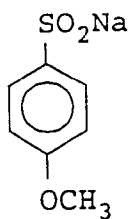


5

Examples of the sulfinic acids and salts thereof which can be used in the present invention include the following compounds.

(S-1)

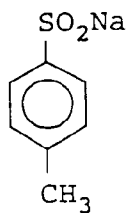
10



15

(S-2)

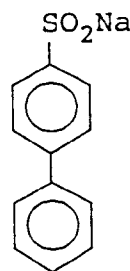
20



25

(S-3)

30

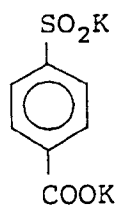


35

40

(S-4)

45

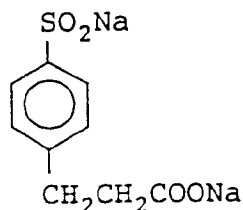


50

(S-5)

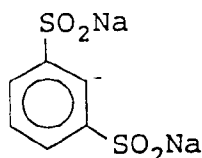
55

5



10 (S-6)

15



These compounds may be used either alone or as a mixture of two or more of them.

20 The above-described sulfonic acids can be synthesized using the method described in JP-A-62-143048 or by referring to this method.

The sulfonic acids are used in an amount of 0.001 to 1.0 mol/l, preferably 0.002 to 0.2 mol/l.

It is preferred that the color developing solutions of the present invention contain chloride ion in an amount of 3.5×10^{-3} to 3.0×10^{-1} mol/l, particularly preferably 1×10^{-2} to 2×10^{-1} mol/l. When the concentration of chloride ion is higher than 3.0×10^{-1} mol/l, there is a disadvantage that development is retarded, and rapid processing and high maximum density which are the objects of present invention can not be achieved, while when the concentration is lower than 3.5×10^{-3} mol/l, fogging tends to occur.

Further, it is preferred for the color developing solutions of the present invention to contain bromide ion in an amount of 0.5×10^{-5} to 1.0×10^{-3} mol/l, more preferably 3.0×10^{-5} to 5×10^{-4} mol/l. When the concentration of bromide ion is higher than 1×10^{-3} mol/l, development is retarded, and maximum density and sensitivity are lowered, while if the concentration is lower than 0.5×10^{-5} mol/l, fogging can not be sufficiently prevented.

Chloride ion and bromide ion may be directly added to the developing solutions, or may be dissolved out from the light-sensitive materials into the developing solutions during the course of development.

35 When chloride ion is directly added to the color developing solutions, examples of chloride ion supply materials include sodium chloride, potassium chloride, ammonium chloride, lithium chloride, nickel chloride, magnesium chloride, manganese chloride, calcium chloride and cadmium chloride. Among them, sodium chloride and potassium chloride are preferred.

Chloride ion may be fed from fluorescent brighteners present in the developing solutions.

40 Examples of bromide ion supply materials include sodium bromide, potassium bromide, ammonium bromide, lithium bromide, calcium bromide, magnesium bromide, manganese bromide, nickel bromide, cadmium bromide, cerium bromide and thallium bromide. Of these compounds, potassium bromide and sodium bromide are preferred.

When chloride ion and bromide ion are to be dissolved out from the light-sensitive materials during the course of development, both chloride ion and bromide ion may be supplied from the emulsions or other sources.

45 The color developing solutions used in the present invention have a pH of preferably 9 to 12, more preferably 9 to 11.0. The color developing solutions of the present invention may contain other compounds which are present in conventional developing solutions.

It is preferred for buffering agents, to be used to keep the above pH value. Examples of suitable buffering agents include carbonates, phosphates, borates, tetraborates, hydroxybenzoates, glycol salts, N,N-dimethylglycine salts, leucine salts, norleucine salts, guanine salts, 3,4-dihydroxyphenylalanine salts, alanine salts, aminobutyrate salts, 2-amino-2-methyl-1,3-propanediol salts, valine salts, proline salts, trishydroxyaminomethane salts and lysine salts. Of them, there are particularly preferred carbonates, phosphates, tetraborates and hydroxybenzoates because they have excellent solubility and buffer capacity in a high pH region of not lower than 9.0 and do not adversely effect (e.g., fog) photographic performance when added to the color developing solutions. In addition, they have advantage that they are inexpensive.

Specific examples of buffering agents include, but are not limited to, sodium carbonate, potassium carbonate, sodium bicarbonate, potassium bicarbonate, trisodium phosphate, tripotassium phosphate, disodium hydrogenphosphate, dipotassium hydrogenphosphate, sodium borate, potassium borate, sodium tetraborate

(borax), potassium tetraborate, sodium o-hydroxybenzoate (sodium salicylate), potassium o-hydroxybenzoate, sodium 5-sulfo-2-hydroxybenzoate (sodium 5-sulfosalicylate) and potassium 5-sulfo-2-hydroxybenzoate (potassium 5-sulfosalicylate).

5 The amount of buffering agent to present in the color developing solution or the replenisher thereof is preferably not more than 0.1 mol/l, particularly preferably 0.1 to 0.4 mol/l.

The color developing solution may contain various chelating agents as suspending agents for calcium or magnesium or to improve the stability of the color developing agents. Examples of suitable chelating agents include nitrilotriacetic acid, diethylenetriaminepentaacetic acid, ethylenediaminetetraacetic acid, N,N,N-trimethylenephosphonic acid, ethylenediamine-N,N,N',N'-tetramethylenesulfonic acid, trans-cyclohexanedi-
10 aminetetraacetic acid, 1,2-diaminopropanetetraacetic acid, glycol ether diaminetetraacetic acid, ethylenediamine-o-hydroxyphenylacetic acid, 2-phosphonobutane-1,2,4-tricarboxylic acid, 1-hydroxyethylidene-1,1-diphosphonic acid, N,N'-bis(2-hydroxybenzyl)ethylenediamine-N,N'-diacetic acid and 1,1-hydroxybenzene-4,6-disulfonic acid.

15 These chelating agents may be used alone or as a combination of two or more thereof. These chelating agents may be used in an amount sufficient to sequester metal ions in the color developing solutions. The chelating agents are generally used in an amount of 0.1 to 10 g per liter of the color developing solution.

The color developing solutions may optionally contain development accelerators. Examples of suitable development accelerators include thioether compounds described in JP-B-37-16088, JP-B-37-5987, JP-B-38-7826, JP-B-44-12380, JP-B-45-9019 and U.S. Patent 3,813,247; p-phenylenediamine compounds described
20 in JP-A-52-49829 and JP-A-50-15554; quaternary ammonium salts described in JP-A-50-137726, JP-B-44-30074, JP-A-56-156826 and JP-A-52-43429; amine compounds described in U.S. Patents 2,494,903, 3,128,182, 4,230,796 and 3,253,919, JP-B-41-11431, U.S. Patents 2,482,546, 2,596,926 and 3,582,346; polyalkylene oxides described in JP-B-37-16088, JP-B-42-25201, U.S. Patent 3,128,183, JP-B-41-11431, JP-B-42-23883 and U.S. Patent 3,532,501; and 1-phenyl-3-pyrazolidones, imidazoles and ascorbic acid.

25 Anti-fogging agents may optionally be added to the replenishers. Anti-fogging agents include alkali metal halides such as sodium chloride, potassium bromide and potassium iodide and organic anti-fogging agents. Typical examples of organic anti-fogging agents include nitrogen-containing heterocyclic compounds such as benzotriazole, 6-nitrobenzimidazole, 5-nitroisimidazole, 5-methylbenzotriazole, 5-nitrobenzotriazole, 5-chlorobenzotriazole, 2-thiazolyl-benzimidazole, 2-thiazolylmethylbenzimidazole, indazole, hydroxyazaindolizine and
30 adenine.

It is preferred for the color developing solutions of the present invention to contain fluorescent brighteners. Preferred examples of fluorescent brighteners include 4,4'-diamino-2,2'-disulfostilbene compounds. The fluorescent brighteners are used in an amount of 0 to 5 g/l, preferably 0.1 to 4 g/l.

35 If desired, conventional water-soluble polymers such as polyvinyl alcohol, polyacrylic acid, polystyrene-sulfonic acid, polyvinyl pyrrolidone or copolymers thereof or surfactants such as alkylsulfonic acids, arylsulfonic acids, aliphatic carboxylic acids, aromatic carboxylic acids and polyethylene oxide may be optionally added.

The processing temperature of the color development is 20 to 50°C, preferably 30 to 45°C. The processing time is 5 to 120 seconds, preferably 10 to 60 seconds. A low replenishment rate is preferable. The replenishment rate is usually 20 to 60 ml, preferably not more than 120 ml per m² of the light-sensitive material. The replenishment rate of 60 ml per m² of the light-sensitive material is more preferred from the standpoint of obtaining
40 the effect of the present invention.

In the color development of the present invention, a lower solution opening ratio (contact area (cm²) with air/volume (cm³) of solution) results in a more excellent performance. A solution opening ratio of 0 to 0.1 cm⁻¹ is preferred from the viewpoint of color developing solution stability. In continuous processing, the solution opening ratio is practically in the range of preferably 0.001 to 0.05 cm⁻¹, more preferably 0.002 to 0.03 cm⁻¹.
45 The desilvering stage of the present invention is illustrated below.

Generally, any of the bleaching stage-fixing stage; fixing stage-bleaching-fixing stage; bleaching stage-bleaching-fixing stage; and bleaching-fixing stage may be used in the desilvering stage.

50 Bleaching solutions, bleaching-fixing solutions and fixing solutions which can be used in the present invention are illustrated below.

Any of the conventional bleaching agents can be used in the bleaching solutions and in the bleaching-fixing solutions. Particularly, organic complex salts of iron (III) (e.g., iron(III) complex salts of aminopolycarboxylic acids such as ethylenediaminetetraacetic acid and diethylenetriaminepentaacetic acid, aminopolyphosphonic acids, phosphonocarboxylic acids and organic phosphonic acids), organic acids such as citric acid, tartaric acid and malic acid; persulfates; and hydrogen peroxide are preferred.
55

Of them, organic complex salts of iron(III) are particularly preferred from the standpoints of rapid processing and prevention of environmental pollution. Examples of useful aminopolycarboxylic acids, aminopolyphosphonic acids, organic phosphonic acids and salts thereof which can be used in the formation of the organic

complex salts of iron(III) include ethylenediaminetetraacetic acid, diethylenetriaminepentaacetic acid, 1,3-diaminopropanetetraacetic acid, propanediaminetetraacetic acid, nitrilotriacetic acid, cyclohexanediaminetetraacetic acid, methyliminodiacetic acid and glycol ether diaminetetraacetic acid. These compounds may be in the form of a salt such as the sodium, potassium, lithium or ammonium salt. Of these compounds, iron(III) complex salts of ethylenediaminetetraacetic acid, diethylenetriaminepentaacetic acid, cyclohexanediaminetetraacetic acid, 1,3-diaminopropanetetraacetic acid and methyliminodiacetic acid are preferred from the standpoint of high bleaching power. The iron(III) complex salts of these compounds may be used in the form of a complex salt itself. Alternatively, the chelating agents such as the aminopolycarboxylic acids, the aminopolyphosphonic acids or the phosphonocarboxylic acids may be reacted with a ferric salt such as ferric sulfate, ferric chloride, ferric nitrate, ammonium ferric sulfate or ferric phosphate in solution to form an iron(III) complex salt. An excess amount of the chelating agent may be used. It is more preferred for at least one member of the metal chelate compounds derived from the compounds of general formulas (III), (IV), (V), (VI) and (VII) to be present. The metal chelate compounds are used in an amount of 0.01 to 1.0 mol/l, preferably 0.05 to 0.50 mol/l.

The bleaching solutions, the bleaching-fixing solutions and/or the prebath thereof may contain various compounds as bleaching accelerators. Examples of compounds include compounds having a mercapto group or a disulfide bond described in U.S. Patent 3,893,858, German Patent 1,290,812, JP-A-53-95630 and Research Disclosure No. 17129 (July 1978); thiourea compounds described in JP-B-45-8506, JP-A-52-20832, JP-A-53-32735 and U.S. Patent 3,706,561; and halides such as bromides and iodides. These compounds are preferred from the standpoint of excellent bleaching power.

Further, the bleaching solutions and the bleaching-fixing solutions may contain rehalogenating agents such as bromides (e.g., potassium bromide, sodium bromide, ammonium bromide), chlorides (e.g., potassium chloride, sodium chloride, ammonium chloride) or iodides (e.g., ammonium iodide). If desired, at least one inorganic or organic acid having a pH buffering effect such as borax, sodium metaborate, acetic acid, sodium acetate, sodium carbonate, potassium carbonate, phosphorous acid, phosphoric acid, sodium phosphate, citric acid, sodium citrate or tartaric acid or alkali metal salt thereof or ammonium salt thereof or corrosion inhibitor such as ammonium nitrate or guanidine may be added.

Fixing agents which can be used in the bleaching-fixing solutions and in the fixing solutions are solvents for silver halide, such as the above-described nitrogen-containing heterocyclic compounds having a sulfide group, the meso-ionic compounds or the thioether compounds. These compounds may be used either alone or as a mixture of two or more thereof. The fixing agents are used in an amount of preferably at least 0.1 mol, more preferably 0.3 to 2.0 mol per liter of the fixing solution. The bleaching-fixing solutions or the fixing solutions have a pH of preferably 2 to 8, more preferably 3 to 5. Thiosulfates conventionally used may be used in such an amount that the object of the present invention is not adversely affected thereby. It is preferred that the bleaching-fixing solutions or the fixing solutions are substantially free from thiosulfates. The amount of thiosulfates is 10^{-2} mol/l or less, preferably 10^{-3} mol/l or less, if it is present.

The bleaching-fixing solutions may contain fluorescent brighteners, anti-foaming agents, surfactants and organic solvents such as polyvinyl pyrrolidone or methanol. It is preferred for the bleaching-fixing solutions and the fixing solutions to contain sulfite ion-releasing compounds such as sulfites (e.g., sodium sulfite, potassium sulfite, ammonium sulfite), bisulfites (e.g., ammonium bisulfite, sodium bisulfite, potassium bisulfite) or metabisulfites (e.g., potassium metabisulfite, sodium metabisulfite, ammonium metabisulfite). These compounds are used in an amount (in terms of sulfite ion) of preferably 0.02 to 0.05 mol/l, more preferably 0.04 to 0.40 mol/l.

In addition thereto, ascorbic acid, sulfinic acids, carbonyl bisulfite adducts or carbonyl compounds may be added. Further, buffering agents, fluorescent brighteners, chelating agents, anti-foaming agents, antifungal agents, etc. may be optionally added.

The processing time in the bleaching-fixing stage of the present invention is preferably 5 to 120 seconds, more preferably 10 to 60 seconds. The processing temperature is 25 to 60°C, preferably 30 to 50°C. The replenishment rate is 20 to 250 ml, preferably 30 to 100 ml per m² of the light-sensitive material.

After desilverization such as fixing or bleaching-fixing, the rinsing stage and/or the stabilization stage are/is generally carried out.

The amount of rinsing water in the rinsing stage widely varies depending on the characteristics of the light-sensitive materials (e.g., depending on materials such as couplers) present, use, the temperature of rinsing water, the number of rinsing tanks (the number of stages), replenishment system (countercurrent or direct flow) and other conditions. The number of stages in the multi-stage countercurrent system is preferably 2 to 6, particularly preferably 2 to 5.

In the multi-stage countercurrent system, the amount of rinsing water can be greatly reduced. For example, the amount of rinsing water is only 0.5 to 1 liter per m² of the light-sensitive material. The effect of the present invention is remarkable. However, the residence time of water in the tank is prolonged, and a problem occurs

that bacteria grow and suspended matters formed are deposited on the light-sensitive materials. As a means for solving the problem, a method wherein calcium and magnesium ions are reduced as described in JP-A-62-288838 can be effectively used. Further, isothiazolone compounds and thiabenzazoles described in JP-A-57-8542, chlorine-containing germicides such as sodium chlorinated isocyanurate described in JP-A-61-120145 and germicides such as benztriazole and copper ion described in JP-A-61-267761 can be used.

Further, rinsing water may contain surfactants as draining agents and chelating agents such as typically EDTA as a water softener.

The light-sensitive materials may be treated with stabilizing solutions after the rinsing stage, or can be directly treated with the stabilizing solutions via the rinsing stage. Compounds capable of stabilizing images are added to the stabilizing solutions. Examples of such compounds include aldehyde compounds such as typically formaldehyde, buffering agents for adjusting the pH of the layers to a value suited to stabilize dye and ammonium compounds. Further, germicides and antifungal agents can be added to the stabilizing solutions to prevent bacteria from growing in the layers and to impart antifungal properties to the light-sensitive materials after processing.

Further, surfactants, fluorescent brighteners and hardening agents can be added thereto.

When stabilizing treatment is directly carried out via the rinsing stage in the processing of the light-sensitive materials in the present invention, all of conventional methods described in JP-A-57-8543, JP-A-58-14843 and JP-A-60-220345 can be used.

Rinsing water and/or stabilizing solution treated through a reverse osmosis membrane may be used in the present invention. Materials which can be used in the preparation of the reverse osmosis membrane include cellulose acetate, crosslinked polyamides, polyethers, polysulfone, polyacrylic acid and polyvinylene carbonate. Crosslinked polyamide composite membrane and polysulfone composite membrane are particularly preferred because the amount of transmitted water is scarcely reduced.

A low-pressure reverse osmosis membrane which can be used under a low liquid transmission pressure of 2 to 15 kg/cm² is preferred from the standpoints of keeping initial costs down, running costs down, miniaturization and the prevention of pump noise. With regard to the structure of the membrane, a rolled membrane obtained by rolling a flat membrane called a spiral type membrane is preferred because the amount of transmitted water is scarcely reduced.

The liquid transmission pressure in the use of the membrane is in the range described above, but is more preferably 2 to 10 kg/cm², particularly preferably 3 to 7kg/cm² from the standpoints of preventing stain from being formed and preventing the amount of transmitted water from being reduced.

It is preferred for the rinsing stage and/or the stabilizing stage to be conducted using a multi-stage countercurrent system wherein a plurality of baths are used. The use of 2 to 5 tanks is particularly preferred.

It is preferred for water in the second and subsequent tanks of the multi-stage countercurrent rinsing and/or stabilizing system to be treated through the reverse osmosis membrane. Specifically, in the case of a two tank system, water in the second tank is treated through the reverse osmosis membrane. In the case of a three tank system, water in the second or third tank is treated through the reverse osmosis membrane. In the case of a four tank system, water in the third or fourth tank is treated through the reverse osmosis membrane. Transmitted water is returned to the same tank (the tank from which water is recovered to treat it through the reverse osmosis membrane; hereinafter referred to as recovering tank) or the next rinsing and/or stabilizing tanks. In one embodiment, the concentrated rinsing and/or stabilizing solutions are returned to the bleaching-fixing bath positioned on the upstream side of the recovering tank.

The rinsing bath used in the present invention may contain chelating agents.

Examples of suitable chelating agents include aminopolycarboxylic acids, aminopolyphosphonic acids, phosphonocarboxylic acids, alkylidene-diphosphonic acids, metaphosphoric acid, pyrophosphoric acid, organic phosphonic acids or salts thereof and polyphosphoric acid. It is particularly preferred for organic phosphonic compounds described in JP-A-2-40940 to be present in the rinsing bath.

The amounts of these organic phosphonic acids and/or salts thereof present in the rinsing bath or the stabilizing bath can be determined by the amounts of iron(III) salt of ethylenediaminetetraacetic acid present in the light-sensitive material, but preferably 2.9 to 290 mmol, more preferably 14.6 to 146 mmol per one liter of the rinsing or stabilizing bath are used. When the amount present is too large, there is a possibility that the surface becomes sticky, while when the amount is too small, an effect of improving stain can not be obtained.

It is preferred for magnesium or bismuth compounds to be used. It is also preferred that chelating agents such as 1-hydroxyethylidene-1,1-diphosphonic acid or ethylenediaminetetramethylenephosphonic acid and magnesium and bismuth compounds are used.

Then rinsing solution can be similarly used as the water washing solution or the stabilizing solution used after desilvering.

The pH in the rinsing stage or in the stabilizing stage is preferably 4 to 10, more preferably 5 to 8. The

temperature varies depending on the use and characteristics of the light-sensitive materials, but is generally 30 to 60°C, preferably 35 to 50°C. The time can be arbitrarily set. However, a shorter time is preferred from the standpoint of shortening the processing time. The time is preferably 5 to 45 seconds, more preferably 10 to 35 seconds. A low replenishment rate is preferred from the standpoints of running cost, the reduction of discharged amount and handling.

Specifically, the replenishment rate per unit area of the light-sensitive material is preferably 0.5 to 50 times, more preferably 2 to 15 times the amount brought over from the prebath, or the replenishment rate is not more than 300 ml, preferably not more than 150 ml, per m² of the light-sensitive material. The replenishment may be conducted continuously or intermittently.

The solution used in the rinsing stage and/or in the stabilizing stage can be introduced into a pre-stage. For example, the solution is reduced by a multi-stage countercurrent system, and the overflow solution of the rinsing water is allowed to flow into the prebath, that is, the bleaching-fixing bath, and a concentrated solution is fed to the bleaching-fixing solution, whereby the amount of waste water can be reduced.

In the present invention, rinsing water and/or the stabilizing solution and other processing solution can be used as a jet stream. A jet stream can be formed by sucking processing solution from a processing bath by means of a pump and jetting the solution through nozzles or slits against the surface of the emulsion layer of the light-sensitive material, with the nozzles or slits being provided at a position opposite the surface of the emulsion layer. More specifically, a method wherein a solution pressure-fed by means of a pump is ejected through slits or nozzles provided opposite the surface of the emulsion layer as described in the Example of JP-A-62-183460 (right lower column of page 3 to right lower column of page 4) can be used.

The processing time of the present invention is defined as the time reduced until the drying stage is completed after the light-sensitive material is brought into contact with the color developing solution. The effect of the present invention is remarkable with rapid processing where the processing time is not longer than 3 minutes, preferably not longer than 2 minutes.

The drying stage which can be used in the present invention is illustrated below.

A drying time of 20 to 40 seconds is desirable to finish the formation of an image by the ultra-rapid processing used in the present invention.

Means for shortening the drying time includes means for improving the drying of the light-sensitive materials wherein the amount of hydrophilic colloid such as gelatin is reduced, whereby the amount of water carried over from the processing solution into the layers can be reduced and drying can be expedited. From the standpoint of reducing the amount of water brought over from the processing solution, water is removed by means of squeeze rollers or a cloth immediately after the light-sensitive materials leave the rinsing bath, whereby drying can be expedited. Means for shortening the drying time includes means for improving drying by driers wherein the drying temperature is elevated, or drying air is intensified, whereby drying can be expedited. Further, drying can be expedited by controlling the angle of drying air blown against the light-sensitive materials or controlling the removal of discharged air.

A processing apparatus (processor) suitable for use in carrying out the processing method of the present invention is illustrated in the accompanying drawings.

Fig. 1 shows schematically an embodiment of a silver salt photographic color paper processor suitable for use in carrying out the method of the present invention. In this processor, exposed web-form color paper (positive original) is developed, bleach-fixed, rinsed and then dried to form an image on a color paper.

The main body 10 of the processor is provided continuously with a development bath 12, a bleaching-fixing bath 15, rinsing baths 16a to 16c, a draining part 17 and a drying part 18. After exposure, a light-sensitive material 20 is developed, bleach-fixed, rinsed, dried in the drying part 18 and then removed from the main body 10.

Each of the development bath 12, the bleaching-fixing bath 15, the rinsing baths 16a to 16c, the draining part 17 and the drying part 18 is provided with a pair or pairs of conveying rollers 21 through which the light-sensitive materials are conveyed while they are held between a pair of conveying rollers. The conveying rollers 21 provided in the draining part 17 and in the drying part 18 serve as water removal rollers having the function of removing water droplets on the light-sensitive materials 20 by squeezing or absorption. While the light-sensitive materials 20 are held between the pairs of the conveying rollers 21, they are conveyed in such a way that the emulsion layer side thereof is positioned downward and immersed in the processing solutions for a given period of time to thereby effect color development and other processing desired.

Three baths of the rinsing baths 16a to 16c are arranged in a cascade arrangement. The degree of cleaning of the rinsing water is reduced from the final stage bath 16c toward the first stage bath 16a in turn. The rinsing bath is provided with a reverse osmosis membrane (RO membrane) device 26. Water in the second rinsing tank 16b is pressure-fed to the reverse osmosis membrane device 26 by means of a pump 25. Clean water transmitted through the reverse osmosis membrane device 26 is fed to the final stage rinsing bath (the third

rinsing tank) 16c, and concentrated water which is not transmitted through the reverse osmosis membrane device 26 is fed to the second rinsing tank 16b.

In the structure of the processor schematically shown in Fig. 1, a member 22 for jetting a processing solution is provided at the lower part of each bath. Processing solutions are jetted at a high speed against the light-sensitive materials 20 so as to form a jet stream of each processing solution on the surface of the light-sensitive material. The jetting member 22 is constructed from a pipe having jetting ports with a diameter of 0.5 mm provided along the axial direction of the roller at intervals of 5 mm, and is spaced by 10 mm from a jetting nozzle. The jetting amount is represented by the value obtained by dividing the jetting amount per min (10 ℓ) by the width (20 cm) of the light-sensitive layer for convenience sake. The value is 0.5 ℓ/cm-min. When a jet stream of a processing solution is produced on the surfaces of the light-sensitive materials 20, a film of a fresh processing solution is always formed on the surfaces of the light-sensitive materials 20, and rapid good processing can be carried out.

A fan for blowing warm air is provided at the lower part of the drying part 18. Warm air produced by the fan is passed through slits 24 and fed to the drying part 18. Warm air is then blown at a speed of 5 to 20 m/sec through nozzles against the light-sensitive materials 20 to dry them, with the nozzles being spaced by one cm from the light-sensitive materials 20 and provided at intervals of one cm in the width direction.

As shown in Fig. 2 and Fig. 3, a slit 33 for passing the light-sensitive materials 20 therethrough is provided on the wall of each bath. The slit 33 is provided with a shutter means 30 for preventing each processing solution from being transferred by the deposition of the processing solution on the light-sensitive materials 20. A blade 31 is provided as an embodiment of the shutter means 30. The blade 31 may be provided on both sides of the slit 33 as shown in Fig. 2. Alternatively, the blade is provided on one side of the slit 33 so that the shutter means 30 is formed by the blade 31 and the edge 32a of the wall 32 of the slit 33 as shown in Fig. 3.

In the present invention, a color photographic material having at least one layer containing at least one member of cyan couplers of general formula (I) or (II) as an oil-soluble coupler is processed with a bath having a fixing ability and containing at least one compound, as a fixing agent, selected from the group consisting of nitrogen-containing heterocyclic compounds having sulfide group, meso-ionic compounds and thioether compounds after color development, whereby stain can be prevented from being formed even when the total processing time is shortened. In addition, color reproducibility can be achieved without any turbidity even when the processing is greatly shortened, and hence the present invention enables the light-sensitive materials to be rapidly processed.

The present invention is now illustrated in greater detail by reference to the following examples which, however, are not to be construed as limiting the present invention in any way.

EXAMPLE 1

Preparation of Standard Light-Sensitive Material

Both sides of a paper support were laminated with polyethylene. The polyethylene surface of the resulting support was subjected to a corona discharge treatment. A gelatin undercoat layer containing sodium dodecylbenzenesulfonate was coated thereon. Further, various photographic layers were coated thereon to prepare a multi-layer color photographic paper having the following layers (standard light-sensitive material) as Sample 100. The coating solutions were prepared in the following manner.

Preparation of Coating Solution for First Layer

153.0 g of yellow coupler (ExY), 15.0 g of dye image stabilizer (Cpd-1), 7.5 g of dye image stabilizer (Cpd-2) and 16.0 g of dye image stabilizer (Cpd-3) were dissolved in 25 g of solvent (Solv-1), 25 g of solvent (Solv-2) and 180 cc of ethyl acetate. The resulting solution was emulsified and dispersed in 1000 g of a 10% aqueous solution of gelatin containing 60 cc of 10% sodium dodecylbenzenesulfonate and 10 g of citric acid to prepare an Emulsified Dispersion A. Separately, there was prepared a silver chlorobromide Emulsion A (cubic; a 3:7 (by mol of silver) mixture of a larger-size Emulsion A having a mean grain size of 0.88 μm and a smaller-size Emulsion A having a mean grain size of 0.70 μm; a coefficient of variation in grain size distribution: 0.08 and 0.10, respectively; 0.3 mol% of silver bromide being localized on a part of the surface of the grain in each emulsion). The following blue-sensitive sensitizing dyes A and B were added to the emulsion (2.0×10⁻⁴ mol of each of these dyes was added to the larger-size Emulsion A, and 2.5×10⁻⁴ mol of each of these dyes was added to the smaller-size Emulsion A, each amount being per mol of silver). Chemical ripening of the emulsion was carried out by adding sulfur sensitizing agent and gold sensitizing agent. The above Emulsified Dispersion A and the silver chlorobromide Emulsion A were mixed and dissolved. A coating solution for the first layer was pre-

pared to have the following composition.

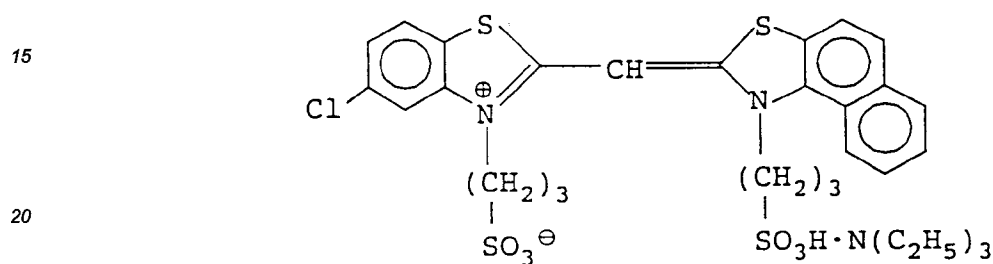
Coating solutions for the second layer through the seventh layer were prepared in the same manner as in the preparation of the coating solution for the first layer. The sodium salt of 1-oxy-3,5-dichloro-s-triazine was used as a hardening agent for gelatin in each layer.

5 Cpd-14 and Cpd-15 were added to each layer in such an amount as to give the total amounts of 25.0 mg/m² and 50 mg/m², respectively.

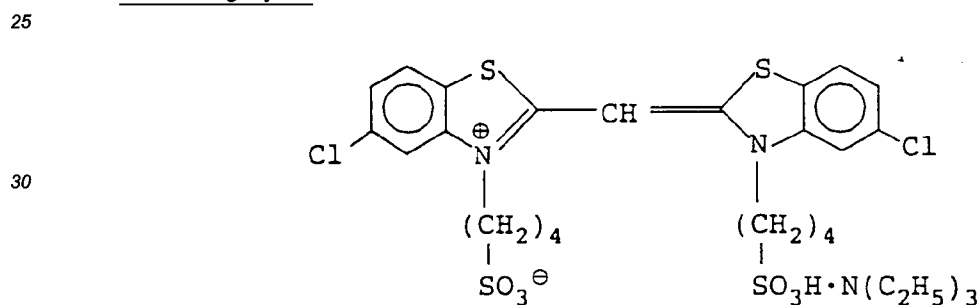
The following spectral sensitizing dyes were used in the silver chlorobromide emulsion of each light-sensitive emulsion layer.

10 Blue-Sensitive Emulsion Layer

Sensitizing Dye A



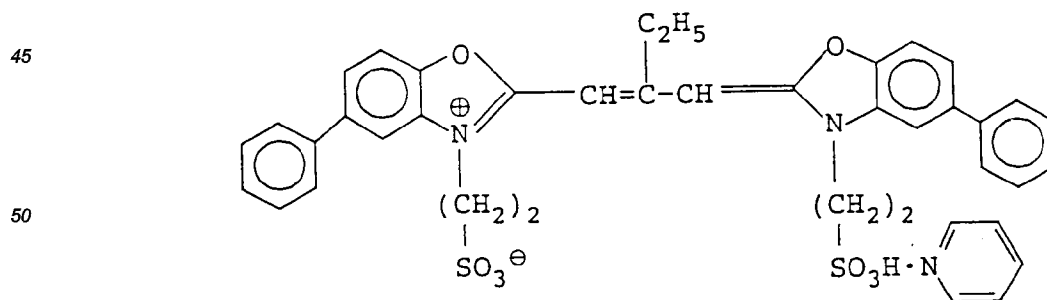
Sensitizing Dye B



35 (2.0×10⁻⁴ mol of each of these dyes being added to the larger-size emulsion, and 2.5×10⁻⁴ mol of each of these dyes being added to the smaller-size emulsion, each amount being mol of silver halide)

40 Green-Sensitive Emulsion Layer

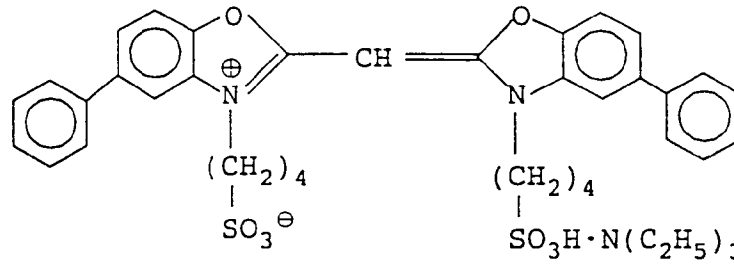
Sensitizing Dye C



55 (4.0×10⁻⁴ mol being added to the larger-size emulsion, and 5.6×10⁻⁴ mol being added to the smaller-size emulsion, each amount being per mol of silver halide)

Sensitizing Dye D

5



10

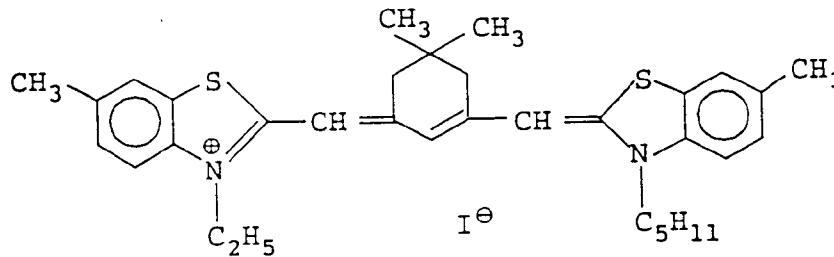
(7.0×10^{-5} mol being added to the larger-size emulsion, and 1.0×10^{-5} mol being added to the smaller-size emulsion, each amount being per mol of silver halide)

Red-Sensitive Emulsion Layer

15

Sensitizing Dye E

20



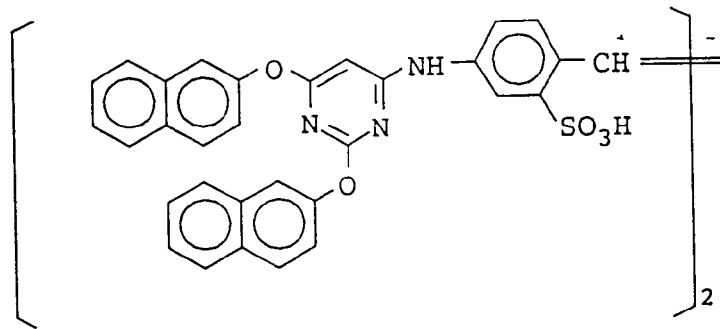
25

(0.9×10^{-4} mol being added to the larger-size emulsion, and 1.1×10^{-4} mol being added to the smaller-size emulsion, each amount being per mol of silver halide)

30

Further, 2.6×10^{-3} mol of the following compound per mol of silver halide was added.

35



40

8.5×10^{-5} mol, 7.7×10^{-4} mol and 2.5×10^{-4} mol of 1-(5-methylureidophenyl)-5-mercaptotetrazole were added to blue-sensitive emulsion layer, green-sensitive emulsion layer and red-sensitive emulsion layer, respectively, each amount being per mol of silver halide.

45

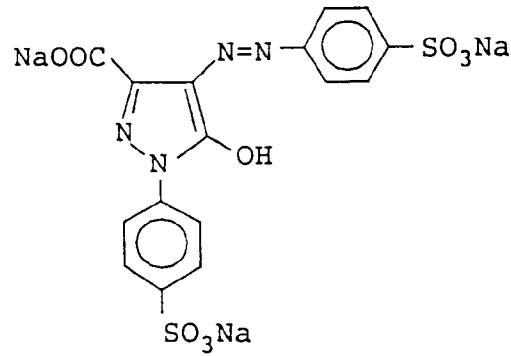
Further, 1×10^{-4} mol and 2×10^{-4} mol of 4-hydroxy-6-methyl-1,3,3a,7-tetrazaindene were added to blue-sensitive emulsion layer and green-sensitive emulsion layer, respectively, each amount being per mol of silver halide.

50

The following dyes were added to the emulsion layers to prevent irradiation (the numerals in parentheses represent coating weights).

55

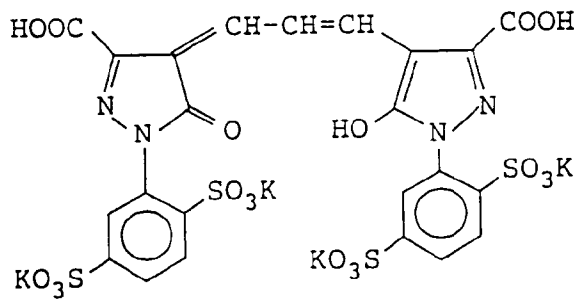
5



10

(10 mg/m²)

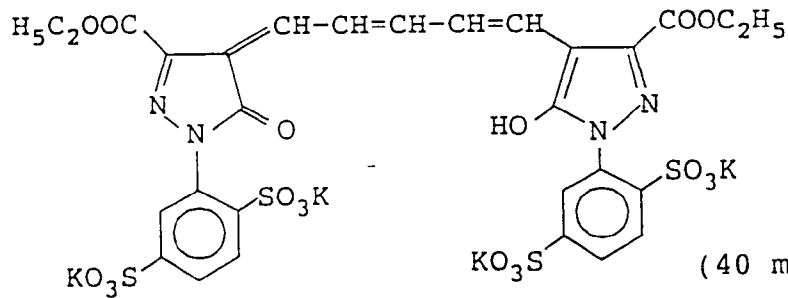
15



20

(10 mg/m²)

25

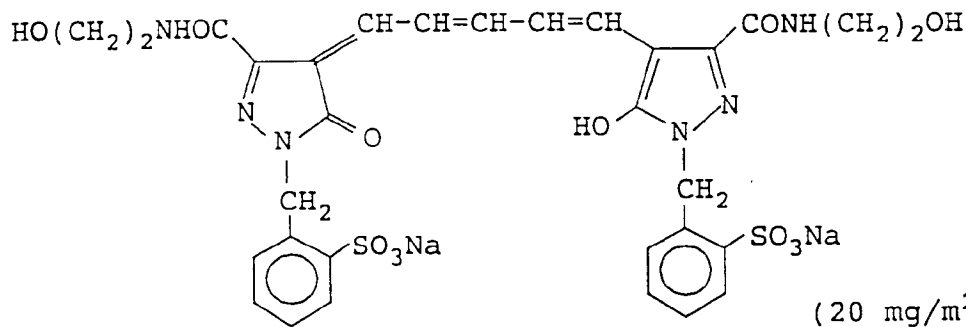


30

35

(40 mg/m²)

40



45

(20 mg/m²)

50 Photographic Layers

Support

55 Polyethylene-laminated paper [Polyethylene on the first layer side contained white pigment (TiO₂) and bluish dye (ultra-marine)]

Layer Structure

Each layer had the following composition. Numerical amounts represent coating weights (g/m²). The amounts of emulsions are represented as coating weights in terms of silver.

5	<u>First Layer (blue-sensitive emulsion layer)</u>	
	Silver Chlorobromide Emulsion A	0.27
10	Gelatin	1.36
	Yellow coupler (ExY)	0.79
15	Dye image stabilizer (Cpd-1)	0.08
	Dye image stabilizer (Cpd-2)	0.04
	Dye image stabilizer (Cpd-3)	0.08
20	Solvent (Solv-1)	0.13
	Solvent (Solv-2)	0.13
25	<u>Second Layer (color mixing inhibiting layer)</u>	
	Gelatin	1.00
30	Color mixing inhibitor (Cpd-4)	0.06
	Solvent (Solv-7)	0.03
	Solvent (Solv-2)	0.25
35	Solvent (Solv-3)	0.25

Third Layer (green-sensitive emulsion layer)

40

45

50

55

5	Silver Chlorobromide Emulsion (cubic; a 1:3 (by Ag mol) mixture of a larger-size emulsion B having a mean grain size of 0.55 μm and a smaller-size emulsion B having a mean grain size of 0.39 μm ; a coefficient of variation in grain size distribution: 0.10 and 0.08, respectively; 0.8 mol% of AgBr being localized on a part of the surface of the grain in each size emulsion)	0.13
15	Gelatin	1.45
	Magenta coupler (ExM)	0.16
	Dye image stabilizer (Cpd-5)	0.15
20	Dye image stabilizer (Cpd-2)	0.03
	Dye image stabilizer (Cpd-6)	0.01
25	Dye image stabilizer (Cpd-7)	0.01
	Dye image stabilizer (Cpd-8)	0.08
	Solvent (Solv-3)	0.50
30	Solvent (Solv-4)	0.15
	Solvent (Solv-5)	0.15
35	<u>Fourth Layer (color mixing inhibiting layer)</u>	
	Gelatin	0.70
40	Color mixing inhibitor (Cpd-4)	0.04
	Solvent (Solv-7)	0.02
	Solvent (Solv-2)	0.18
45	Solvent (Solv-3)	0.18

Fifth Layer (red-sensitive emulsion layer)

50

55

5	Silver chlorobromide emulsion (cubic; a 1:4 (by Ag mol) mixture of a larger-size emulsion C having a mean grain size of 0.50 μm and a smaller-size emulsion having a mean grain size of 0.41 μm ; a coefficient of variation in grain size distribution: 0.09 and 0.11, respectively; 0.8 mol% of AgBr being localized on a part of the surface of the grain in each size emulsion)	0.18
15	Gelatin	0.80
	Cyan coupler (ExC)	0.33
	Dye image stabilizer (Cpd-1)	0.35
20	Ultraviolet light absorber (UV-2)	0.18
	Dye image stabilizer (Cpd-9)	0.15
25	Dye image stabilizer (Cpd-10)	0.15
	Dye image stabilizer (Cpd-11)	0.01
	Solvent (Solv-6)	0.22
30	Dye image stabilizer (Cpd-8)	0.01
	Dye image stabilizer (Cpd-6)	0.01
35	Solvent (Solv-1)	0.01
	<u>Sixth Layer (ultraviolet light absorbing layer)</u>	
40	Gelatin	0.55
	Ultraviolet light absorber (UV-1)	0.38
	Dye image stabilizer (Cpd-12)	0.15
45	Dye image stabilizer (Cpd-5)	0.02

Seventh Layer (protective layer)

50

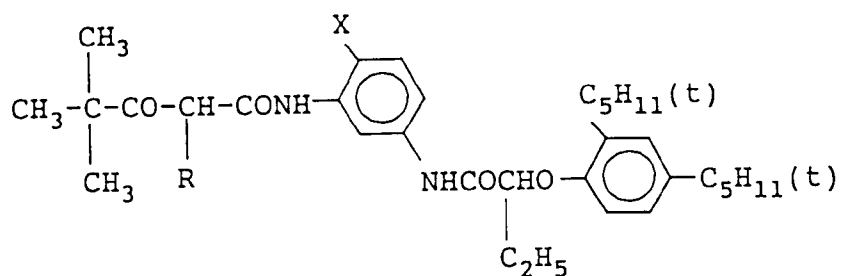
55

	Gelatin	1.13
5	Acrylic-modified copolymer of polyvinyl alcohol (a degree of modification: 17%)	0.05
	Liquid paraffin	0.02
10	Dye image stabilizer (Cpd-13)	0.01

The compounds used in the above layers are described below.
(ExY) Yellow Coupler

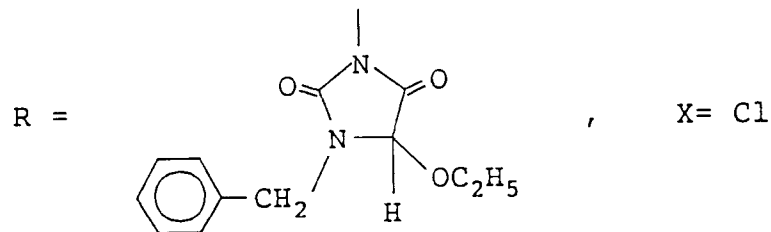
15

20



25

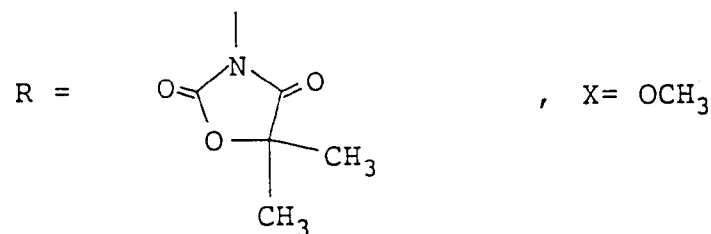
30



35

and

40



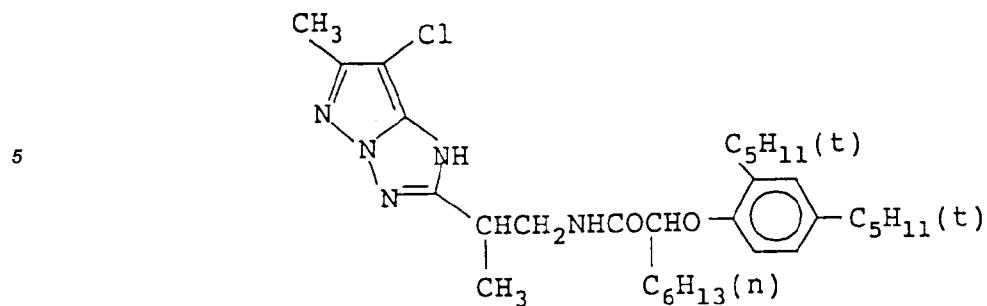
45

1:1 mixture (by mol)

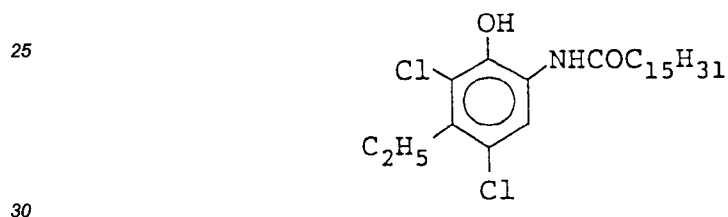
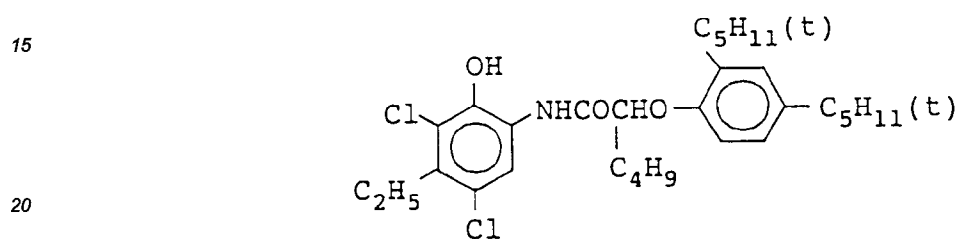
50

(ExM) Magenta Coupler

55

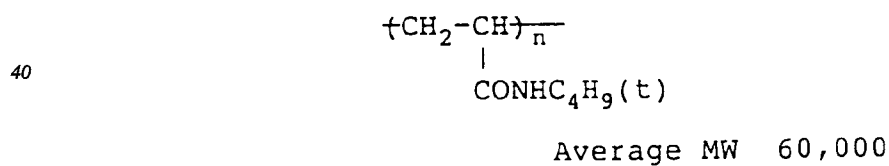


(ExC) Cyan Coupler

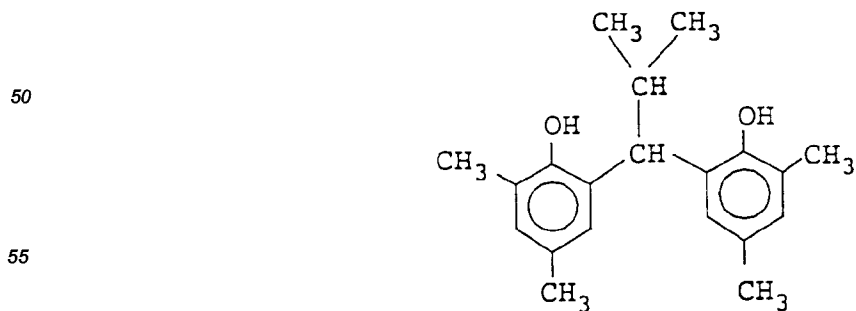


3:7 mixture (by mol)

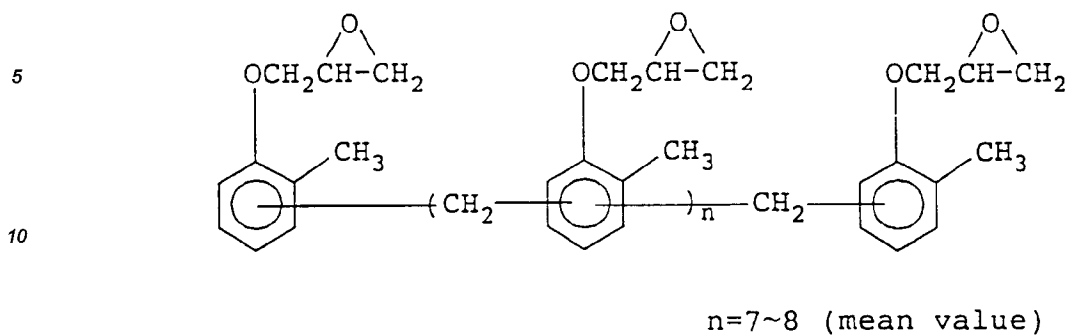
35 (Cpd-1) Dye Image Stabilizer



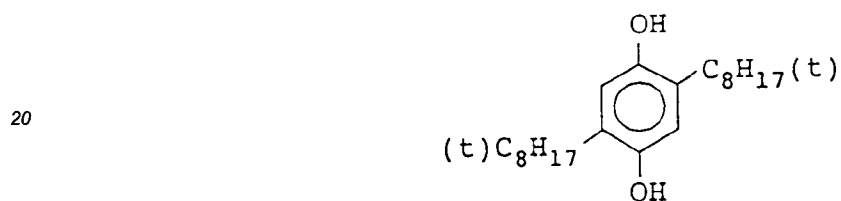
45 (Cpd-2) Dye Image Stabilizer



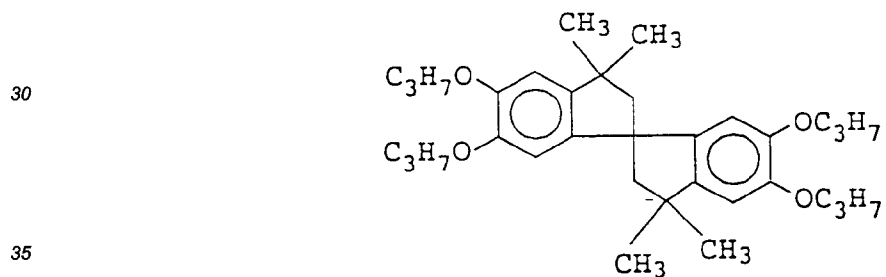
(Cpd-3) Dye Image Stabilizer



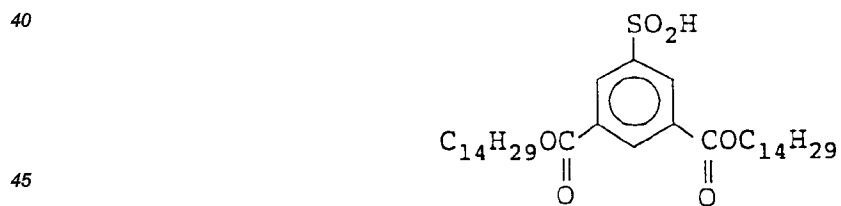
15 (Cpd-4) Color Mixing Inhibitor



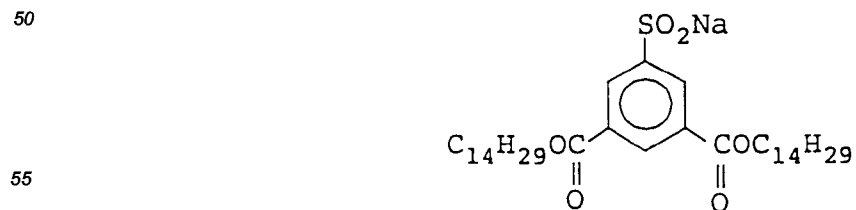
25 (Cpd-5) Dye Image Stabilizer



40 (Cpd-6)

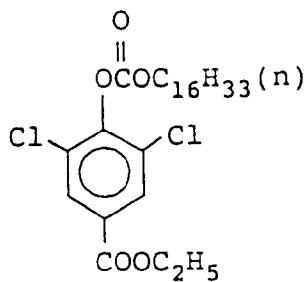


50 (Cpd-7)



(Cpd-8) Dye Image Stabilizer

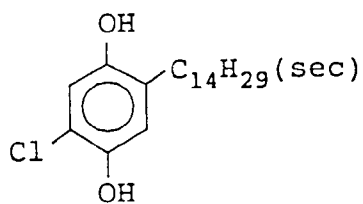
5



10

(Cpd-9) Dye Image Stabilizer

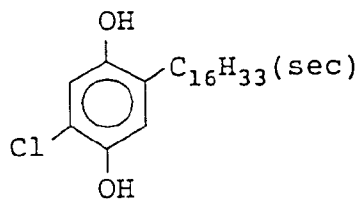
15



20

(Cpd-10) Dye Image Stabilizer

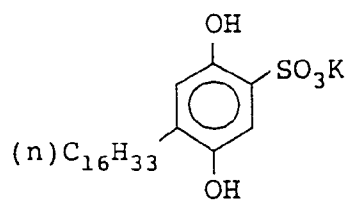
25



30

(Cpd-11)

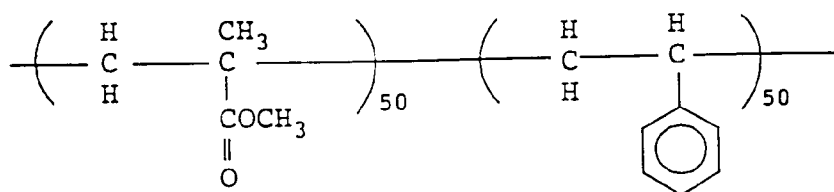
35



40

(Cpd-12)

45



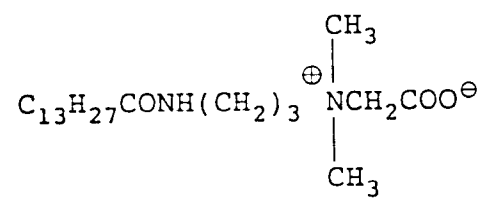
50

Average MW 60,000

55

(Cpd-13)

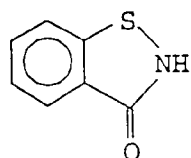
5



10

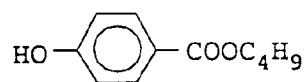
(Cpd-14) Antiseptic

15



20

(Cpd-15) Antiseptic



25

(UV-1) Ultraviolet Light Absorber

30

35

40

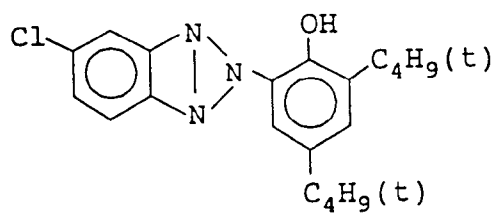
45

50

55

(i)

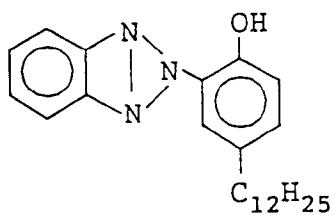
5



10

(ii)

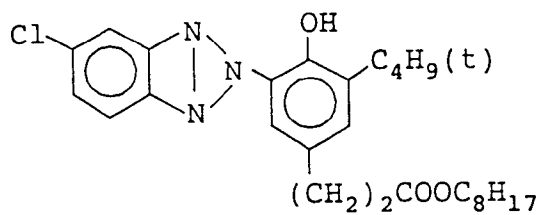
15



20

(iii)

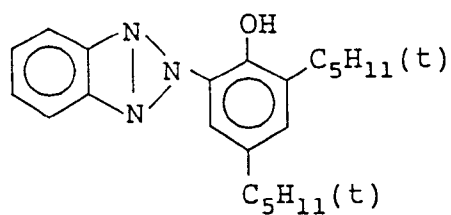
25



30

(iv)

35



40

10:5:1:5 mixture (by weight)

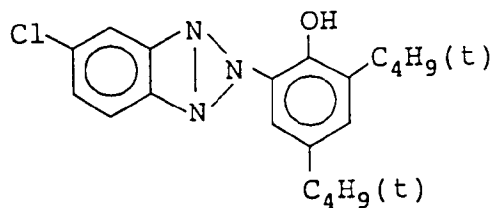
45

(UV-2) Ultraviolet Light Absorber

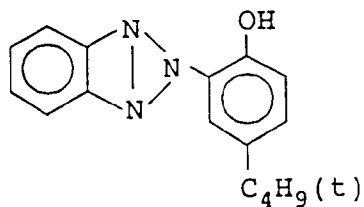
50

55

5

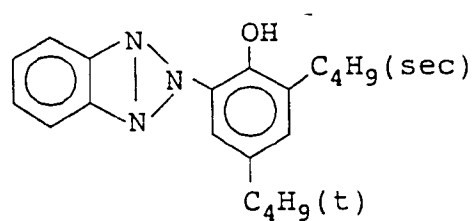


10



15

20



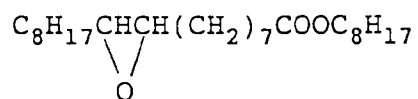
25

1:2:2 mixture (by weight)

30

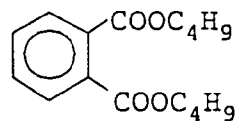
(Solv-1) Solvent

35



40

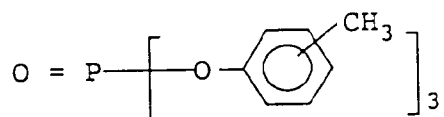
(Solv-2) Solvent



45

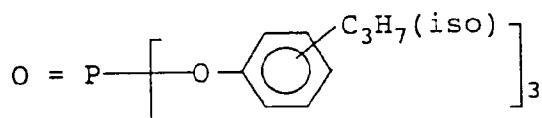
(Solv-3) Solvent

50



55

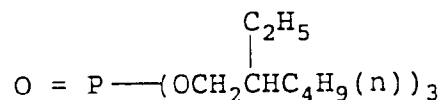
(Solv-4) Solvent



5

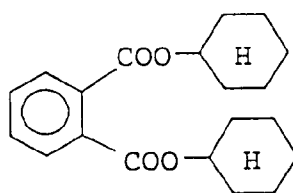
(Solv-5) Solvent

10



(Solv-6) Solvent

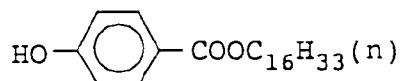
15



20

(Solv-7) Solvent

25



30 Preparation of Light-Sensitive Material According to the Present Invention

A light-sensitive material (Sample 101) was prepared in the same manner as in the preparation of the standard light-sensitive material except that Compound C-3 (the coupler of the present invention) was used in place of cyan coupler ExC).

35

Exposure and Processing of Light-Sensitive Material

Each sample of the above light-sensitive materials was exposed and processed in the following manner.

40

A sensitometer (FW type manufactured by Fuji Photo Film Co., Ltd.; color temperature of light source: 3200°K) was used, and each sample was subjected to gradation exposure through three-color separation filter for sensitometry. The exposure time was 0.1 second and exposure was carried out for an exposure amount of 250 CMS.

45

After completion of the exposure, the samples were subjected to continuous processing (running test) in the following processing stages by using the following processing solutions having the following compositions until the replenishment rate reached twice the tank capacity of the color developing solution.

50

55

Processing Stage	Temperature (°C)	Time (sec)	Replenisher* (ml)	Tank Capacity (l)
5 Color development	38	45	109	15
10 Bleaching-fixing	35	45	60	15
Rinse (1)	35	20	-	5
Rinse (2)	35	20	-	5
15 Rinse (3)	35	20	364	5
Drying	70-80	60		

20 * Replenishment rate per m² of the light-sensitive material.

(Three tank countercurrent system of rinse (3) to (1) was used.)
 25 Each processing solution had the following composition (hereinafter referred to as Processing Formulation 10A (invention)).

Color Developing Solution

	Tank Solution	Replenisher
30 Water	700 ml	700 ml
35 Sodium triisopropyl-naphthalene(β)-sulfonate	0.1 g	0.1 g
Ethylenediaminetetraacetic acid	1.5 g	3.0 g
40 Disodium salt of 1,2-dihydroxybenzene-4,6-disulfonic acid	0.3 g	0.5 g

45

50

55

EP 0 557 851 B1

	Triethanolamine	6.0 g	10.0 g
	Potassium chloride	6.5 g	-
5	Potassium bromide	0.03 g	-
	Potassium carbonate	21.0 g	27.0 g
10	Fluorescent brightener (UVITEX-CK manufactured by Ciba-Geigy)	1.6 g	3.2 g
	Sodium sulfite	0.2 g	0.3 g
15	Disodium N,N-bis(sulfonato- ethyl)hydroxylamine	10.0 g	13.0 g
20	N-Ethyl-N-(β -methanesulfon- amidoethyl)-3-methyl-4-amino- aniline sulfate	5.8 g	11.5 g
	Water to make	1000 ml	1000 ml
25	pH (25°C)	9.97	11.00

Bleaching-Fixing Solution A

		<u>Tank Solution</u>	<u>Replenisher</u>
30	Water	400 ml	400 ml
35	Compound A-4 (invention)	70 g	140 g
	Ammonium sulfite	20 g	60 g
40	Ammonium ethylenediamine- tetraacetato ferrate dihydrate	73 g	183 g
	Ethylenediaminetetraacetic acid	3.4 g	8.5 g
45	Ammonium bromide	20 g	50 g
	Nitric acid (67% aq. solu.)	9.6 g	24 g
50	Water to make	1000 ml	1000 ml
55	pH (25°C)	5.0	4.0

Rinsing Solution

Tank solution and replenisher being the same.

5 Ion-exchanged water (the concentration of each of calcium and magnesium ions was reduced to 3 ppm or less).

Processing (hereinafter referred to as Processing Formulation 10Z (Comparative Example)) was carried out in the same manner as described above except that the following Bleaching-Fixing Solution B was used in place of the Bleaching-Fixing Solution A.

10 Bleaching-Fixing Solution B

	<u>Tank Solution</u>	<u>Replenisher</u>	
15	Water	400 ml	400 ml
	Ammonium thiosulfate (70% aq. solu.)	110 ml	220 ml
20	Ethylenediaminetetraacetic acid	1.5 g	3.0 g
	Ammonium sulfite monohydrate	19.4 g	38.80 g
25	Ammonium bromide	25 g	50 g
	Acetic acid (90%)	6.57 g	13.13 g
30	Ammonium ethylenediamine- tetraacetato ferrate dihydrate	143 g	286 g
	Nitric acid (67% aq. solu.)	18.29 g	36.58 g
35	Water to make	1000 ml	1000 ml
	pH (25°C)	5.00	5.10

40 Sample 100 was processed with each of Processing Formulations 10A and 10Z. Sample 101 was processed with each of Processing Formulations 10A and 10Z.

45 After continuous processing was completed, the samples were left to stand at 80°C and 70% RH for 2 weeks, and a change in minimum density before and after the lapse of time was measured by using a spectrophotometer (U3410 manufactured by Hitachi Ltd.) provided with an 150 mm integrating sphere. Wavelengths used in this measurement were 430 nm, 530 nm and 620 nm.

The results are shown in Table 1 below.

50

55

TABLE 1

Sample	Processing	Density (before and after lapse of time)		
		430 nm	540 nm	650 nm
		101	10A (invention)	0.064→0.105
101	10Z (Comp. Ex.)	0.065→0.125	0.062→0.075	0.055→0.065
100	10A (Comp. Ex.)	0.082→0.131	0.063→0.074	0.055→0.067
100	10Z (Comp. Ex.)	0.080→0.162	0.061→0.075	0.055→0.068

It can be seen from the results in Table 1 that a large change in the density of blue color in the comparative sample occurred in comparison with the sample of the present invention. Further, when the samples were evaluated, it was found that the comparative sample showed an increase in yellowing after the lapse of time while the sample of the present invention showed favorable results.

Further, processing (Processing Formulation 10Y) was carried out in the same manner as described above except that Bleaching-Fixing Solution C was used in place of Bleaching-Fixing Solution A. Bleaching-Fixing Solution C had a composition such that ammonium thiosulfate (70% aq. solu.) was used in place of Compound A-4 in such an amount that 100 g thereof was added to the tank solution and 250 g was added to the replenisher. The results showed that yellowing due to an increase of stain was remarkable as in the results shown in Table 1.

Further, Processing 10A did not cause staining of the conveying rollers and was superior to Processing 10Z. Furthermore, when Processing Formulations 10Y and 10Z were used, precipitates formed in the bleaching-fixing bath and in the rinsing baths after running processing, while when Processing Formulation 10A of the present invention was used, no precipitate was formed.

EXAMPLE 2

Light-Sensitive Materials 201 to 208 were prepared in the same manner as in Example 1 except that cyan couplers shown in Table 2 were used in place of the cyan coupler used in the light-sensitive material of Example 1. These samples were processed using Processing Formulation 10A and evaluated in the same manner as in Example 1.

The results obtained are shown in Table 2 below.

TABLE 2

	<u>Sample</u>	<u>Cyan Coupler</u>	<u>Change of Optical Density at 430 nm</u>
5	201	Compound C-1	0.064→0.103
	202	Compound C-2	0.063→0.107
10	203	Compound C-19	0.066→0.105
	204	Compound C-34	0.064→0.106
15	205	Compound C-36	0.062→0.104
	206	Compound C-39	0.062→0.105
	207	Compound C-52	0.067→0.104
20	208	Compound C-53	0.065→0.102
	100 (Comp. Ex.)	Comparative cyan coupler (ExC)	0.080→0.162

25 It can be seen from Table 2 that when Samples 201 to 208 were used, a similar effect to that of Example 1 can be obtained, high quality can be maintained on standing, and hence the effect of the present invention is marked.

30 EXAMPLE 3

The following bleaching-fixing solution was prepared.

Bleaching-Fixing Solution

35 Mother solution and replenisher were the same.

40	Compound A-4	0.9 mol
	Bleaching agent indicated below	0.18 mol
	Chelating agent (the same kind of bleaching agent)	0.01 mol
45	Ammonium nitrate	10 g
	Sodium p-toluenesulfinate	20 g
50	5-Mercapto-1,3,4-triazole	0.5 g
	Water to make	1000 ml
55	pH (25°C) (adjusted with acetic acid or ammonia)	6.20

Sample 101 was processed in the same manner as in Example 1 except that the above bleaching-fixing solution was used. In this example, each of (1,3-diaminopropanetetraacetato)iron(III) complex and compounds

BL-1, BL-12 and BL-17 was used as the bleaching agent contained in the above bleaching-fixing solution. In this example, an increase in yellowing was scarcely deserved, and the method of the present invention showed excellent performance. Further, processing was carried out in the same manner as in Example 1 except that Compound 1 was used as the bleaching agent in the bleaching-fixing solution and Compound A-2, A-3, A-8, B-1, B-3, B-4, E-1 or E-2 as the fixing agent in the bleaching-fixing solution was used in place of Compound A-4. It was found that a change to yellowing scarcely occurred under high temperature and humidity conditions by using any of these solutions, and hence the effect of the present invention was remarkable. Further, it was found that no precipitate was formed in the processing solutions and stable processing could be carried out.

EXAMPLE 4

A processor having the same structure of that of the processor of Fig. 1 for carrying out the processing method of the present invention was used except that five rinsing baths were used in place of three baths. The traveling speed of the light-sensitive material was adjusted to 0.9 cm/sec.

Processing Stage	Temperature (°C)	Time (sec)	Replenisher* (ml)	Tank Capacity (ℓ)
Color development	45	30	73	3.0
Bleaching-fixing	40	20	60	3.0
Rinse (1)	40	5	-	1.7
Rinse (2)	40	5	-	1.7
Rinse (3)	40	5	-	1.7
Rinse (4)	40	5	-	1.7
Rinse (5)	40	5	60	1.7
Drying	70-80	20		

* Replenishment rate was per m² of the light-sensitive material.

Jet stirring wherein a jet stream was perpendicularly jetted against the surface of the emulsion layer was used in each bath, and a five tank countercurrent system of rinse (5) to (1) was used.

A reverse osmosis membrane device as shown in Fig. 1 was used. Water in the 4th rinse bath was pressurized to the reverse osmosis membrane device by means of a pump under conditions such that the solution feed pressure was 6 kg/cm² and the solution was fed at a flow rate of 1.5 ℓ/min, transmitted water was fed to the 5th rinse bath, and concentrated water was returned to the 4th rinse bath. The amount of water transmitted to the 5th rinse bath was 180 to 340 ml/min.

The reverse osmosis membrane used was a spiral type RO module element DRA-80 (effective membrane area: 1.1 m², polysulfone composite membrane manufactured by Daicel Chemical Industries Ltd.). This membrane was charged into plastic pressure vessel PV-0321 type.

Each processing solution had the following composition.

Color Developing Solution

	<u>Tank Solution</u>	<u>Replenisher</u>	
5	Water	700 ml	700 ml
	Sodium triisopropyl- naphthalene(β)sulfonate	0.1 g	0.1 g
10	Ethylenediaminetetraacetic acid	3.0 g	3.0 g
15	Disodium salt of 1,2-di- hydroxybenzene-4,6-di- sulfonic acid	0.5 g	0.5 g
	Triethanol amine	12.0 g	12.0 g
20	Potassium chloride	6.5 g	-
	Potassium bromide	0.03 g	-
25	Potassium carbonate	27.0 g	27.0 g
	Fluorescent brightener (WHITEX 4KB manufactured by Sumitomo Chemical Co., Ltd.)	1.3 g	3.9 g
30	Sodium sulfite	0.1 g	0.1 g
	Disodium N,N-bis(sulfonato- ethyl)hydroxylamine	10.0 g	13.0 g
35	N-Ethyl-N-(β -methanesulfon- amidoethyl)-3-methyl-4- aminoaniline sulfate	5.6 g	13.0 g
40	Water to make	1000 ml	1000 ml
	pH (25°C)	10.15	11.00

45

50

55

Bleaching-Fixing Solution

	<u>Tank Solution</u>	<u>Replenisher</u>	
5	Water	400 ml	400 ml
	Compound A-4 (invention)	70 g	140 g
10	Ammonium sulfite	20 g	60 g
	Ammonium ethylenediamine- tetraacetato ferrate dihydrate	73 g	183 g
15	Ethylenediaminetetraacetic acid	3.4 g	8.5 g
20	Ammonium bromide	20 g	50 g
	Nitric acid (67%)	9.6 g	24 g
	Water to make	1000 ml	1000 ml
25	pH (25°C)	5.0	4.0

Rinsing Solution

30 Tank solution and replenisher were the same.

Ion-exchanged water (the concentration of each of calcium and magnesium ions was reduced to 3 ppm or less).

35 Processing of 40 m² of the light-sensitive material per day was carried out. The temperature of each bath was regulated for 10 hours per day, and neither heat insulation nor cooling were made for the remaining period of time. The amount of water was corrected daily by adding water in an amount corresponding to the evaporating loss previously measured. Processing was continued for 30 days. Light-Sensitive Materials 101 and 201 were used. Further, Comparative Sample 100 was also processed. Evaluation was made in the same manner as in Example 1. The results obtained are shown in Table 3 below.

40 TABLE 3

<u>Sample</u>	<u>Density</u> <u>(before and after the lapse of time)</u>		
	<u>430 nm</u>	<u>540 nm</u>	<u>650 nm</u>
45 101	0.067→0.112	0.068→0.077	0.061→0.070
201	0.068→0.123	0.069→0.078	0.062→0.069
50 100 (Comp. Ex.)	0.089→0.141	0.071→0.080	0.061→0.069

It can be seen from the results in Table 3 that the samples of the present invention can keep good photographic performance with high image quality even under high temperature and humidity conditions.

EXAMPLE 5

The same test as in Example 1 was conducted except that Light-Sensitive Material 501 prepared below

was used in place of Light-Sensitive Material 101 used in Example 1.

Preparation of Emulsion a

5 To a 3% aqueous solution lime-processed gelatin, there was added 3.3 g of sodium chloride. Subsequently, 3.2 ml of N,N'-dimethylimidazolidine (2% aqueous solution) was added thereto. To the resulting aqueous solution, there were added an aqueous solution containing 0.2 mol of silver nitrate and an aqueous solution containing 0.2 mol of sodium chloride and 15 μ g of rhodium trichloride with vigorous stirring at 56°C. Subsequently, 10 an aqueous solution containing 0.780 mol of silver nitrate and an aqueous solution containing 0.780 mol of sodium chloride and 4.2 mg of potassium ferrocyanide were added thereto with vigorous stirring at 56°C. Five minutes after the addition of the aqueous solution of silver nitrate and the aqueous solution of the alkali metal halide, an aqueous solution containing 0.020 mol of silver nitrate and an aqueous solution containing 0.015 mol of potassium bromide, 0.005 mol of sodium chloride and 0.8 mg of potassium hexachloroiridate(IV) were added thereto with vigorous stirring at 40°C. Subsequently, a copolymer of isobutene and monosodium maleate 15 was added thereto, and desalting was carried out by precipitation. Further, 90.0 g of lime-processed gelatin was added thereto. The pH of the resulting emulsion was adjusted to 6.2, and the pAg thereof was adjusted to 6.5. Subsequently, 1×10^{-5} mol of sulfur sensitizing agent (triethylthiourea), 1×10^{-5} mol of chloroauric acid and 0.2 g of nucleic acid were added to the emulsion, each amount being per mol of Ag. Chemical sensitization was carried out to achieve optimal sensitization.

20 The resulting silver chlorobromide emulsion (a) was examined, and the form, grain size and grain size distribution of the resulting grains were determined from an electron micrograph. All of these silver halide grains were cubic, and the grains had a grain size of 0.52 μ m and a coefficient of variation of 0.08. The grain size is represented by the mean value when the diameter of the grain is defined as the diameter of a circle having an area equal to the projected area of the grain and the average of the diameters of the grains is referred to as 25 the grain size. The coefficient of variation is the value obtained by dividing the standard deviation of the grain size by the mean grain size.

The halogen composition of the emulsion grains was determined from the silver halide crystals by X-ray diffraction. Monochromatic $\text{CuK}\alpha$ -rays were used as a radiation source, and the angles of diffraction from the face (200) were fully measured. The diffraction pattern of a crystal having a uniform halogen composition gives a single peak, while the diffraction pattern of a crystal having a localized phase having a different halogen composition from that of the substrate crystal gives a plurality of peaks corresponding to the halogen compositions. The halogen composition of the silver halide of the crystal can be determined by calculating the lattice constants from the angle of diffraction of the peaks measured. The measured results of the silver chlorobromide emulsion (a) showed that in addition to the main peak of 100% silver chloride, a broad diffraction pattern was observed wherein the center of the curve was 70% silver chloride (30% silver bromide) and the base of the curve extended to an area of nearly 60% silver chloride (40% silver bromide). 35

Preparation of Light-Sensitive Material 501 (Sample 501)

40 Sample 501 was prepared in the same manner as in the preparation of Sample 101 except for the following.

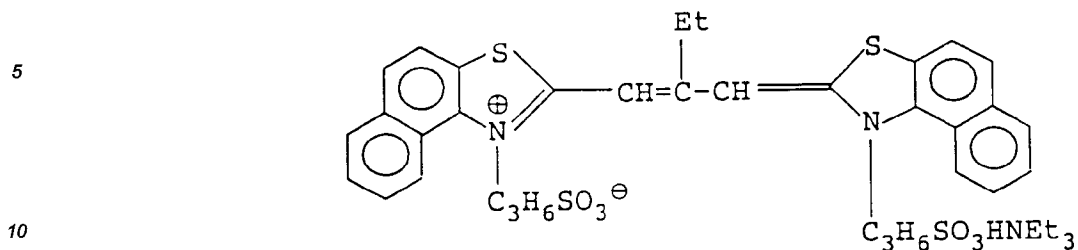
The first layer was a red-sensitive yellow color forming layer, the third layer was an infrared-sensitive magenta color forming layer, and the fifth layer was an infrared-sensitive cyan color forming layer. The following spectral sensitizing dyes for these layers were used.

45 First Layer (red sensitive yellow color forming layer)

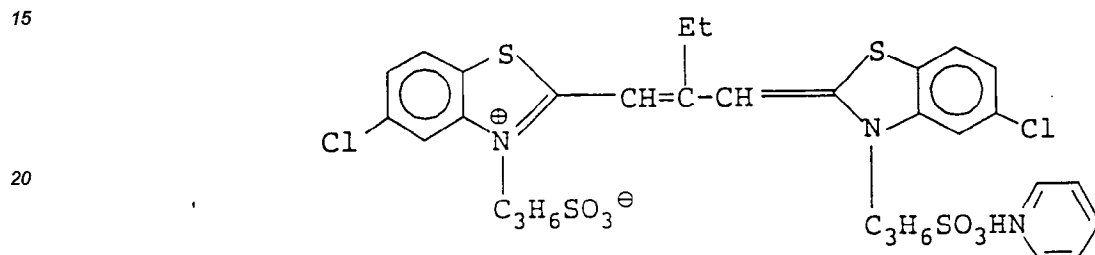
50

55

(Dye-1)



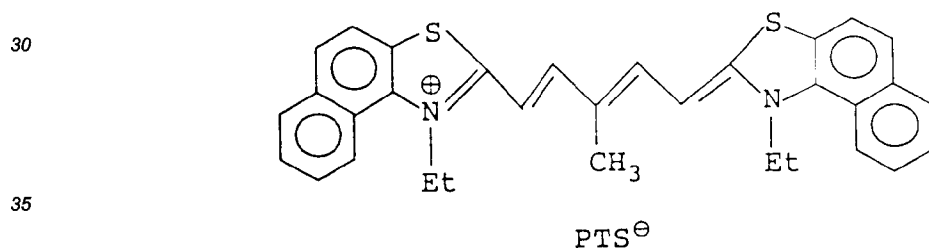
1.0×10^{-4} mol per mol of silver halide



1.0×10^{-4} mol per mol of silver halide

25

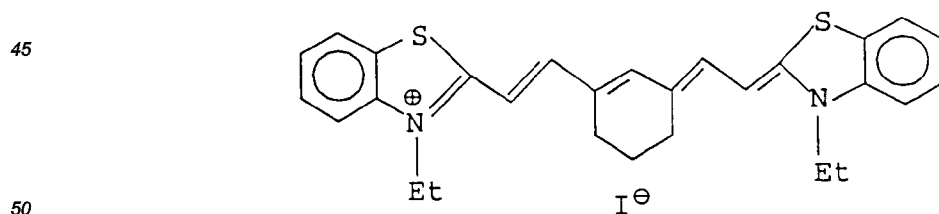
Third Layer (infrared-sensitive magenta color forming layer)



4.5×10^{-5} mol per mol of silver halide

40

Fifth Layer (infrared-sensitive cyan color forming layer)



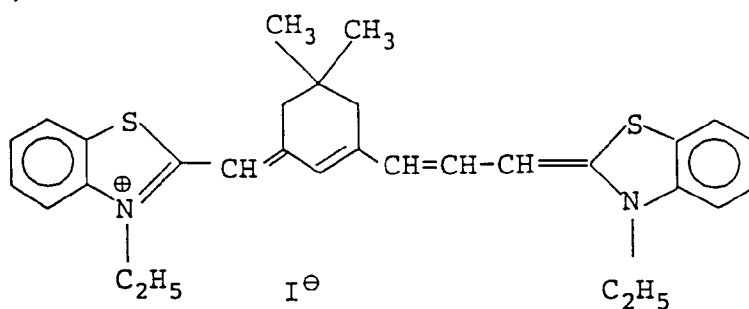
1.0×10^{-5} mol per mol of silver halide

55

(Dye-4)

5

10



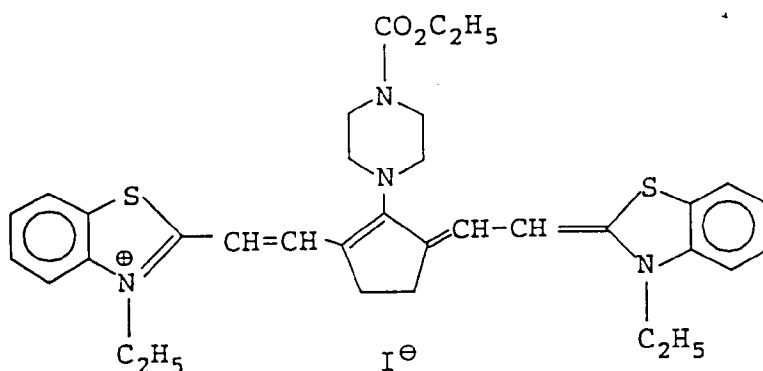
1.0×10^{-5} mol per mol of silver halide

15

(Dye-5)

20

25



1.0×10^{-5} mol per mol of silver halide

30

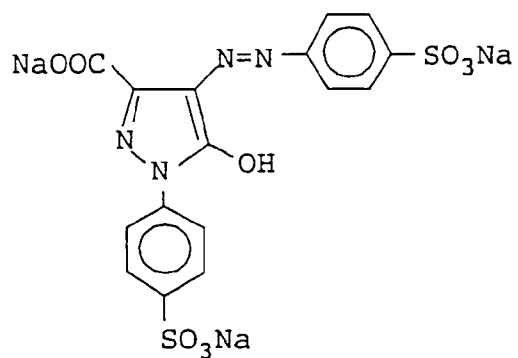
35

8.0×10^{-4} mol of 1-(5-methylureidophenyl)-5-mercaptopotetrazole per mol of silver halide was added to each of the yellow color forming layer, the magenta color forming layer and the cyan color forming layers.

The following dyes were added to the emulsion layers to prevent irradiation.

40

45

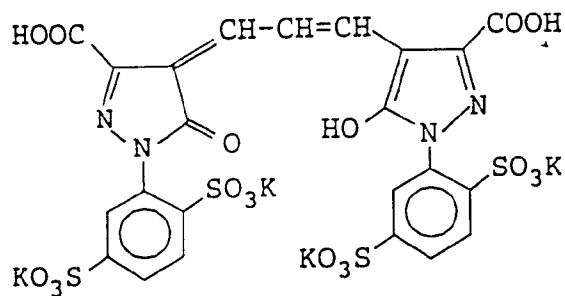


(10 mg/m²)

50

55

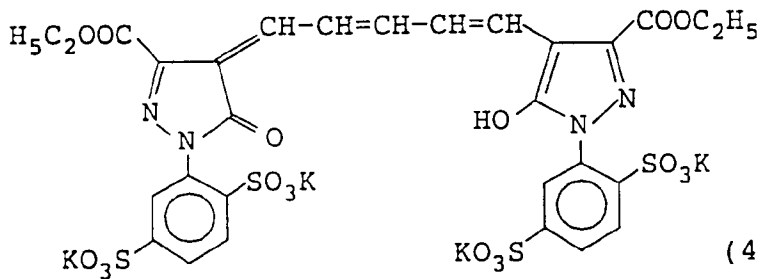
5



(10 mg/m²)

10

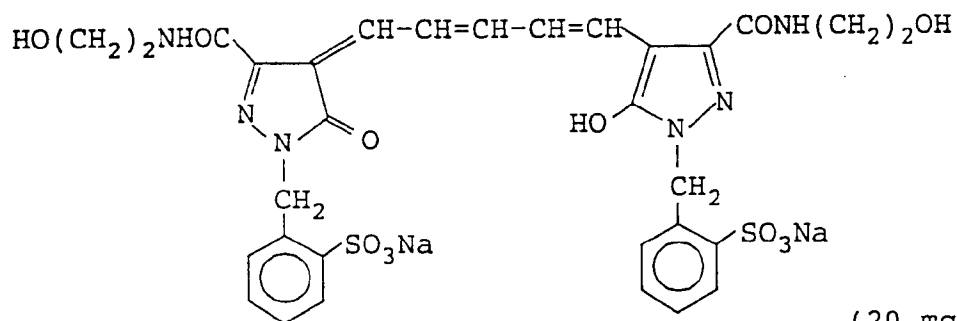
15



(40 mg/m²)

20

25

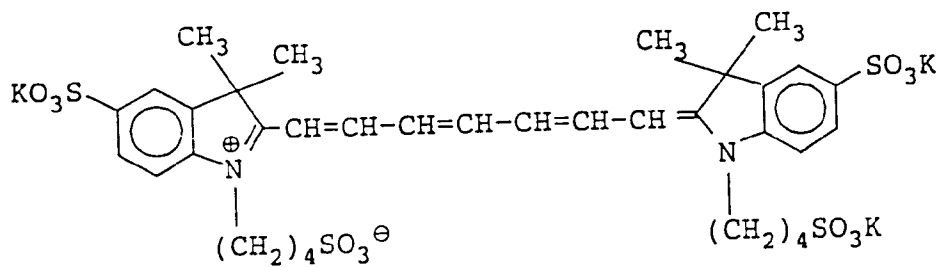


(20 mg/m²)

30

35

40

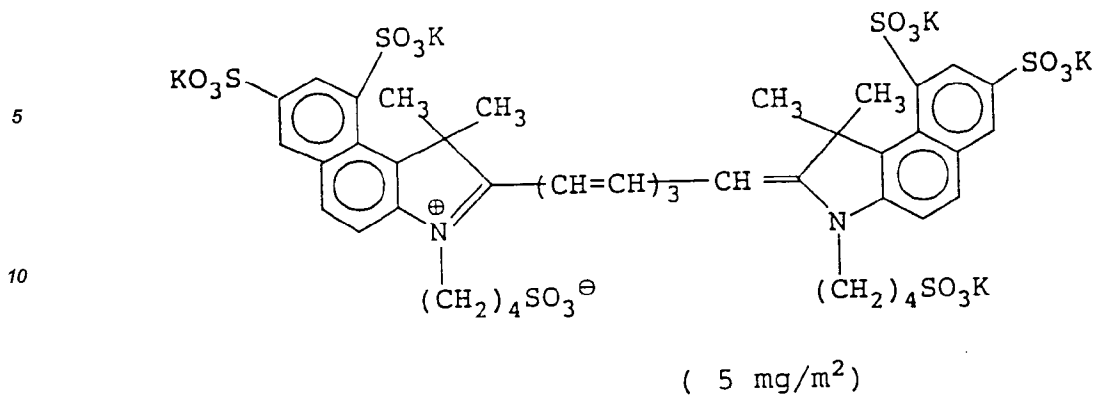


(10 mg/m²)

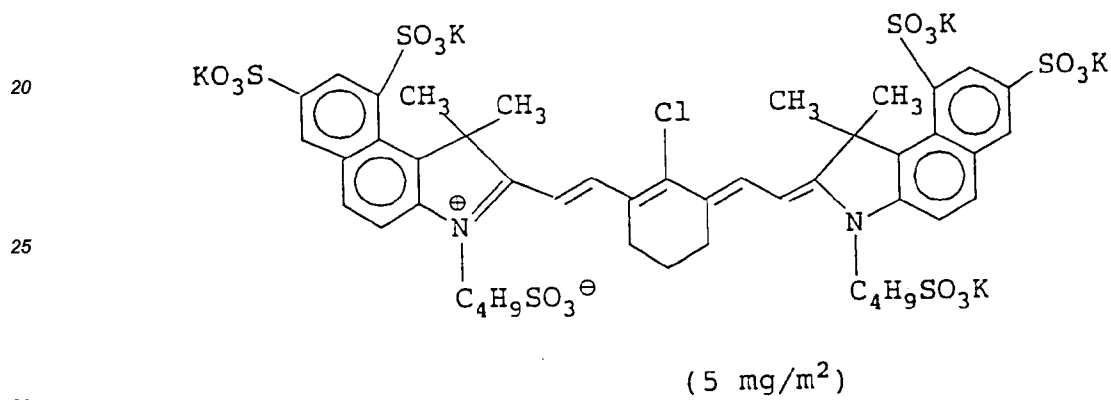
45

50

55



15 and



30 Layer Structure

Each layer had the following composition. The numerical amounts are coating weight (g/m²). The amount of silver halide emulsion is represented by coating weight in terms of silver.

Support

First Layer (red-sensitive yellow color forming layer)

40

Silver Chlorobromide Emulsion (A)	0.30
Gelatin	1.22

45

Second Layer (color mixing inhibiting layer)

50

Gelatin	0.64
---------	------

Third Layer (infrared-sensitive magenta color forming layer)

55

Silver Chlorobromide Emulsion (A)	0.12
Gelatin	1.28

Fourth Layer (ultraviolet light absorbing layer)

Gelatin	1.41
---------	------

5 Fifth Layer (infrared-sensitive cyan color forming layer)

Silver Chlorobromide Emulsion (A)	0.23
--------------------------------------	------

10 Gelatin	1.04
------------	------

Sixth Layer (ultraviolet light absorbing layer)

15 Gelatin	0.48
------------	------

Semiconductor laser AlGaInP (oscillating frequency: about 670 nm), GaAlAs (oscillating frequency: about 750 nm) and GaAlAs (oscillating frequency: about 830 nm) were used. The device was so designed that the scanning exposure can be carried out in such a way that color photographic papers in turn are exposed to laser beams using a rotary polyhedron, the color photographic papers being transferred in the direction perpendicular to the scanning direction. This device was used, and the relationship D-log E between the density (D) of the image on the light-sensitive material and the amount of light (E) was determined by changing the amount of light. The exposure amount of semiconductor laser beam was controlled by the combination of a pulse width modulation system where the amount of light was modulated by changing the time of electricity applied to the semiconductor laser with an intensity modulation system wherein the amount of light was modulated by changing the amount of electricity applied. The scanning exposure was conducted at 400 dpi. The average exposure time per pixel was about 10^{-7} seconds.

Other processing procedures were the same as in Example 4. It was found that the effect of the present invention could be obtained when Sample 501 was used.

30 EXAMPLE 6

Light-Sensitive Material Samples 601 and 602 were prepared in the same manner as in the preparation of Samples 101 and 501 except for the following. Processing was carried out in the same manner as in Example 4.

40

45

50

55

	<u>Sample 601</u>	<u>Sample 602</u>
5	Coating weight of gelatin in the first layer	0.90 0.90
	Coating weight of gelatin in the second layer	1.10 1.10
10	Coating weight of gelatin in the third layer	1.10 1.10
	Coating weight of gelatin in the fourth layer	1.25 1.25
15	Coating weight of gelatin in the fifth layer	0.91 0.91
	Coating weight of gelatin in the sixth layer	0.48 0.48
20	Coating weight of gelatin in the seventh layer	1.12 1.12

25 The results of processing showed that the effect of the present invention could be obtained even when the thickness of the light-sensitive material was reduced.

EXAMPLE 7

30 A light-sensitive material (Sample 701) was prepared in the same manner as in the preparation of Sample 101 except for the following. Processing was carried out in the same manner as in Example 4.

Modified Matters

35 Fourth Layer (ultraviolet light absorbing layer)

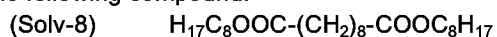
	Gelatin	1.42
40	Ultraviolet light absorber (UV-1)	0.47
	Color mixing inhibitor (Cpd-4)	0.05
	Solvent (Solv-8)	0.24

45

Sixth Layer (ultraviolet light absorbing layer)

	Gelatin	0.48
50	Ultraviolet light absorber (UV-1)	0.16
	Color mixing inhibitor (Cpd-4)	0.02
55	Solvent (Solv-8)	0.08

The solvent (Solv-8) was the following compound.



It was found that the effect of the present invention could be obtained even when a ultraviolet light absorber was incorporated in a layer under the outmost light-sensitive layer.

EXAMPLE 8

5

Sample 102 was prepared in the same manner as in the preparation of Sample 100 except that Yellow Coupler (2) of the present invention was used in place of the Yellow Coupler ExY used in Sample 100 and the coating weights of all of the components used in the first layer were reduced to 70% of the coating weights of the components used in the first layer of Sample 100.

10

Further, Samples 401 to 408 were prepared in the same manner as in the preparation of Sample 102 except that Cyan Couplers C-1, C-3, C-19 or/and C-39 of the present invention and Yellow Coupler (1) or (2) of the present invention were used in combination as indicated in Table 4 below. These Samples 401 to 408 were processed in the same manner as that used in Example 1. Evaluation was made in the same manner as in Example 1.

15

The results obtained are shown in Table 4 below.

20

25

30

35

40

45

50

55

5
10
15
20
25
30
35
40
45
50
55

TABLE 4

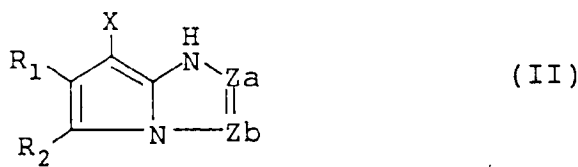
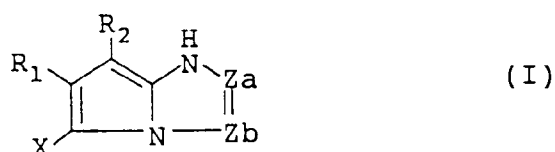
Light-Sensitive Material x Processing	Cyan Coupler	Yellow Coupler	Difference in Density		Increase in Yellowing with Time 430nm/630nm
			Before Lapse of Time 430nm	After Lapse of Time 630 nm	
100 10Z(Comp. Ex.)	ExC	ExY	0.040	0.012	3.3
102 10A(Invention)	ExC	(2)	0.023	0.010	2.3
401 10A(Invention)	C-1	(2)	0.021	0.011	1.9
402 10A(Invention)	C-1	(1)	0.021	0.009	2.3
403 10A(Invention)	C-3	(2)	0.019	0.010	1.9
404 10A(Invention)	C-3	(1)	0.020	0.010	2.0
405 10A(Invention)	C-19	(2)	0.021	0.011	1.9
406 10A(Invention)	C-19	(1)	0.019	0.010	1.9
407 10A(Invention)	C-39	(2)	0.019	0.012	1.6
408 10A(Invention)	C-39	(1)	0.020	0.009	2.2

It is apparent from the results in Table 4 above that the effect of the present invention is remarkable when the cyan coupler of the present invention is used in combination with the yellow coupler of the present invention. It can be understood from the above disclosure that when the light-sensitive materials containing a pyrro-

lotriazole cyan coupler are processed with processing solutions containing a compound having sulfide group as a fixing agent, color reproducibility without turbidity can be achieved in a short processing period of time, and even when the light-sensitive materials are allowed to stand under high temperature and humidity conditions, prints of high quality which scarcely undergo a change in hue can be produced. Moreover, according to the present invention, ultra-rapid processing can be made.

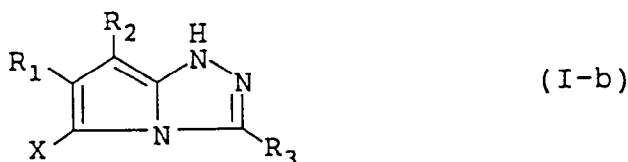
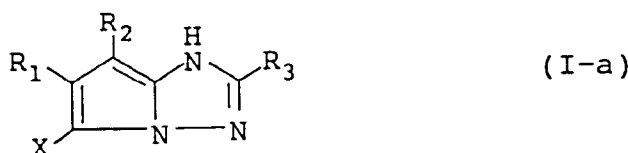
Claims

1. A method for processing an imagewise exposed color photographic material comprising a support having on at least one surface thereof at least one layer containing a light-sensitive silver halide emulsion and a non-diffusing oil-soluble coupler capable of forming a dye by coupling with the oxidation product of an aromatic primary amine developing agent, wherein said color photographic material also contains at least one member selected from the group consisting of cyan couplers represented by the following general formulas (I) and (II) as said oil-soluble coupler



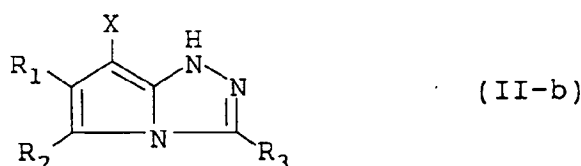
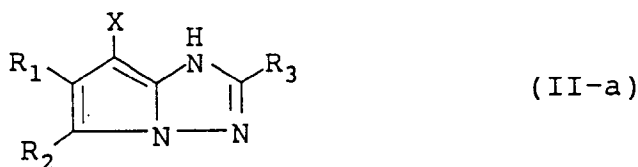
wherein Za and Zb each represents $-C(R_3)=$ or $-N=$ provided that one of Za and Zb is $-N=$ and the other is $-C(R_3)=$; R₁ and R₂ each represents an electron attracting group having a Hammett's substituent constant σ_p value of at least 0.20, and the sum of σ_p values in R₁ and R₂ is at least 0.65; R₃ represents a hydrogen atom or a substituent; X represents a hydrogen atom or a group which is eliminated on coupling with the oxidation product of an aromatic primary amine color developing agent; and R₁, R₂, R₃ or X may be a bivalent group and the compound may be in the form of a dimer or a higher polymer through the bivalent group or may form a homopolymer or a copolymer wherein the compound is bonded to a high-molecular weight chain, wherein said processing comprises color developing said photographic material and then processing said material with a bath having a fixing ability and containing at least one compound, as a fixing agent, selected from the group consisting of nitrogen-containing compounds having a sulfide group, meso-ionic compounds and thioether compounds.

2. The method as in claim 1, wherein said silver halide emulsion comprises light-sensitive silver halide grains having a silver chloride content of at least 90 mol%.
3. The method as in claim 1, wherein the processing time of said color photographic material from commencement of color development to the drying stage is not longer than 120 seconds.
4. The as in claim 2, wherein the processing time of said color photographic material from commencement of color development to the drying stage is not longer than 120 seconds.
5. The method as in claim 1, wherein said cyan coupler is represented by the following general formula (I-a) or (I-b).



15 wherein R_1 , R_2 , R_3 and X are as defined in general formula (I).

- 15 6. The method as in claim 1, wherein said cyan coupler is represented by the following general formula (II-a) or (II-b).



30 wherein R_1 , R_2 , R_3 and X are as defined in general formula (II).

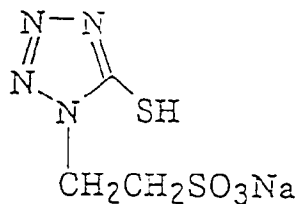
- 35 7. The method as in claim 1, wherein R_1 and R_2 are each an electron attracting group having a Hammett's substituent constant σ_p value of 0.20 to 1.0.
8. The method as in claim 7, wherein R_1 and R_2 are each an electron attracting group having a Hammett's substituent constant σ_p value of 0.30 to 1.0.
- 40 9. The method as in claim 1, wherein the sum σ_p of values of R_1 and R_2 is within the range of 0.65 to 1.8.
10. The method as in claim 9, wherein the sum σ_p of values of R_1 and R_2 is within the range of 0.7 to 1.8.
- 45 11. The method as in claim 1, wherein said substituent represented by R_3 is selected from the group consisting of a halogen atom, an alkyl group, an aryl group, a heterocyclic group, a cyano group, a hydroxyl group, a nitro group, a carboxyl group, a sulfo group, an amino group, an alkoxy group, an aryloxy group, an acylamino group, an alkylamino group, an anilino group, an ureido group, a sulfamoylamino group, an alkylthio group, an arylthio group, an alkoxy-carbonylamino group, a sulfonamido group, a carbamoyl group, a sulfamoyl group, a sulfonyl group, an alkoxy-carbonyl group, a heterocyclic oxy group, an azo group, an acyloxy group, a carbamoyloxy group, a silyloxy group, an aryloxy-carbonylamino group, an imido group, a heterocyclic thio group, a sulfinyl group, a phosphonyl group, an aryloxy-carbonyl group, an acyl group, and an azolyl group.
- 50
- 55 12. The method as in claim 11, wherein R_3 is an alkyl group, an aryl group, a heterocyclic group, a cyano group, a nitro group, an acylamino group, an anilino group, a ureido group, a sulfamoylamino group, an alkylthio group, an arylthio group, an alkoxy-carbonylamino group, a sulfonamido group, a carbamoyl group, a sulfamoyl group, a sulfonyl group, an alkoxy-carbonyl group, a heterocyclic oxy group, an acyloxy group, a carbamoyloxy group, an aryloxy-carbonylamino group, an imido group, a heterocyclic thio group, a sulfinyl

group, a phosphonyl group, an aryloxy carbonyl group, an acyl group, or an azolyl group.

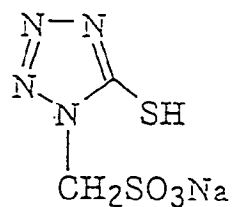
13. The method as in claim 12, wherein R₃ is an alkyl group or an aryl group.

5 14. The method as in claim 1, wherein said nitrogen-containing compound having a sulfide group is selected from the group consisting of

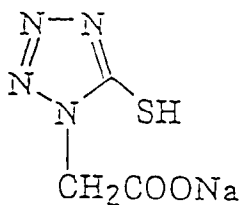
A-1.



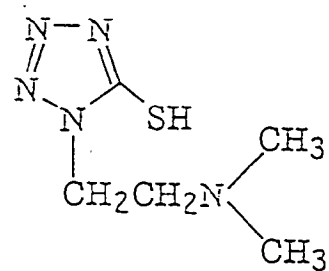
A-2.



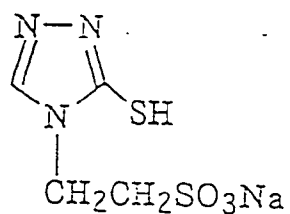
A-3.



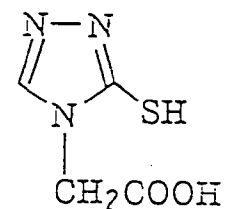
A-4.



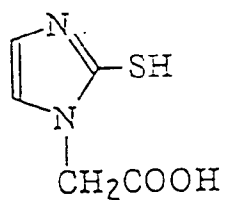
A-5.



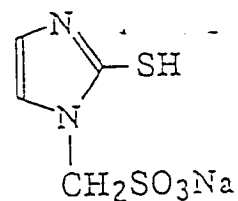
A-6.



A-7.



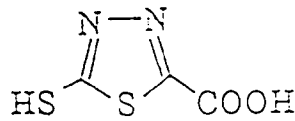
A-8.



and

A-9.

5



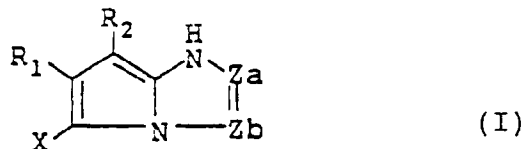
10

Patentansprüche

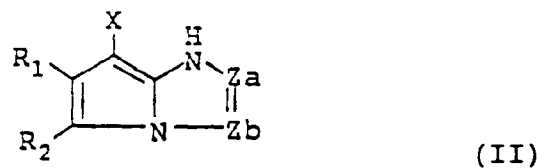
1. Verfahren zum Verarbeiten eines bildmäßig belichteten, farbphotographischen Materials, umfassend einen Träger, der auf mindestens einer Oberfläche davon mindestens eine Schicht hat, die eine lichtempfindliche Silberhalogenidemulsion und einen diffusionsfesten, öllöslichen Kuppler enthält, welcher durch Kuppeln mit dem Oxidationsprodukt eines aromatischen primären Aminentwicklungsmittels einen Farbstoff bilden kann, worin das farbphotographische Material auch mindestens einen Bestandteil, ausgewählt aus der Gruppe, bestehend aus Cyankupplern, die durch die folgenden allgemeinen Formeln (I) und (II) dargestellt sind, als den öllöslichen Kuppler enthält

20

25



30



35

worin
Za und Zb

jeweils $-C(R_3)=$ oder $-N=$ darstellt, vorausgesetzt, daß einer von Za und Zb $-N=$ und der andere $-C(R_3)=$ ist;

R_1 und R_2

jeweils eine elektronenziehende Gruppe mit einem Wert der Hammettschen Substituentenkonstante σ_p von mindestens 0,20 darstellt, und die Summe der σ_p -Werte in R_1 und R_2 mindestens 0,65 beträgt;

40

R_3
X

ein Wasserstoffatom oder einen Substituenten darstellt;
ein Wasserstoffatom oder eine Gruppe darstellt, welche beim Kuppeln mit dem Oxidationsprodukt eines aromatischen primären Aminfarbentwicklungsmittels abgespalten wird; und

45

R_1 , R_2 , R_3 oder X

eine zweiwertige Gruppe sein können und die Verbindung in Form eines Dimers oder eines höheren Polymers über die zweiwertige Gruppe vorliegen kann oder ein Homopolymer oder ein Copolymer bilden kann, worin die Verbindung an eine Kette mit hohem Molekulargewicht gebunden ist,

50

worin die Verarbeitung das Farbentwickeln des photographischen Materials und dann das Verarbeiten des Materials mit einem Bad umfaßt, das eine Fixierfähigkeit besitzt und mindestens eine Verbindung, ausgewählt aus der Gruppe, bestehend aus stickstoffhaltigen Verbindungen mit einer Sulfidgruppe, mesoionischen Verbindungen und Thioetherverbindungen, als Fixiermittel enthält.

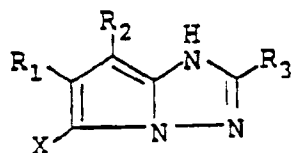
55

2. Verfahren nach Anspruch 1, worin die Silberhalogenidemulsion lichtempfindliche Silberhalogenidkörner mit einem Silberchloridgehalt von mindestens 90 Mol-% umfaßt.
3. Verfahren nach Anspruch 1, worin die Verarbeitungszeit des farbphotographischen Materials vom Beginn der Farbentwicklung bis zum Trocknungsschritt nicht länger als 120 s ist.

4. Verfahren nach Anspruch 2, worin die Verarbeitungszeit des farbphotographischen Materials vom Beginn der Farbentwicklung bis zum Trocknungsschritt nicht länger als 120 s ist.

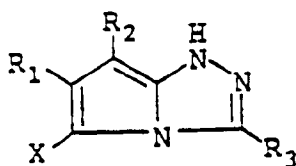
5. Verfahren nach Anspruch 1, worin der Cyankuppler durch die folgende allgemeine Formel (I-a) oder (I-b) dargestellt ist:

5



10

(I-a)



15

(I-b)

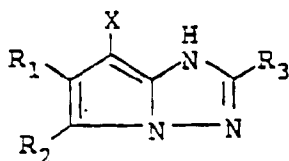
20

worin

R₁, R₂, R₃ und X wie in der allgemeinen Formel (I) definiert sind.

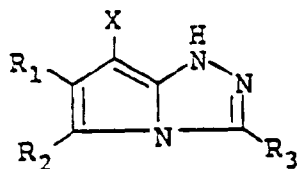
6. Verfahren nach Anspruch 1, worin der Cyankuppler durch die folgende allgemeine Formel (II-a) oder (II-b) dargestellt ist:

25



30

(II-a)



35

(II-b)

40

worin

R₁, R₂, R₃ und X wie in der allgemeinen Formel (II) definiert sind.

7. Verfahren nach Anspruch 1, worin R₁ und R₂ jeweils eine elektronenziehende Gruppe mit einem Wert der Hammettschen Substituentenkonstante σ_p von 0,20 bis 1,0 sind.

45

8. Verfahren nach Anspruch 7, worin R₁ und R₂ jeweils eine elektronenziehende Gruppe mit einem Wert der Hammettschen Substituentenkonstante σ_p von 0,30 bis 1,0 sind.

9. Verfahren nach Anspruch 1, worin die Summe σ_p der Werte von R₁ und R₂ im Bereich von 0,65 bis 1,8 liegt.

50

10. Verfahren nach Anspruch 9, worin die Summe σ_p der Werte von R₁ und R₂ im Bereich von 0,7 bis 1,8 liegt.

11. Verfahren nach Anspruch 1, worin der durch R₃ dargestellte Substituent ausgewählt ist aus der Gruppe bestehend aus einem Halogenatom, einer Alkylgruppe, einer Arylgruppe, einer heterocyclischen Gruppe, einer Cyanogruppe, einer Hydroxylgruppe, einer Nitrogruppe, einer Carboxylgruppe, einer Sulfogruppe, einer Aminogruppe, einer Alkoxygruppe, einer Aryloxygruppe, einer Acylaminogruppe, einer Alkylamino-

55

gruppe, einer Anilinogruppe, einer Ureidogruppe, einer Sulfamoylaminogruppe, einer Alkylthiogruppe, einer Arylthiogruppe, einer Alkoxy-carbonylaminogruppe, einer Sulfonamidogruppe, einer Carbamoylgruppe, einer Sulfamoylgruppe, einer Sulfonylgruppe, einer Alkoxy-carbonylgruppe, einer heterocyclischen Oxygruppe, einer Azogruppe, einer Acyloxygruppe, einer Carbamoyloxygruppe, einer Silyloxygruppe, einer Aryloxycarbonylaminogruppe, einer Imidogruppe, einer heterocyclischen Thiogruppe, einer Sulfinylgruppe, einer Phosphonylgruppe, einer Aryloxycarbonylgruppe, einer Acylgruppe und einer Azolylgruppe.

5

10

15

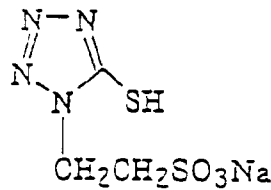
20

12. Verfahren nach Anspruch 11, worin R₃ eine Alkylgruppe, eine Arylgruppe, eine heterocyclische Gruppe, eine Cyanogruppe, eine Nitrogruppe, eine Acylaminogruppe, eine Anilinogruppe, eine Ureidogruppe, eine Sulfamoylaminogruppe, eine Alkylthiogruppe, eine Arylthiogruppe, eine Alkoxy-carbonylaminogruppe, eine Sulfonamidogruppe, eine Carbamoylgruppe, eine Sulfamoylgruppe, eine Sulfonylgruppe, eine Alkoxy-carbonylgruppe, eine heterocyclische Oxygruppe, eine Acyloxygruppe, eine Carbamoyloxygruppe, eine Aryloxycarbonylaminogruppe, eine Imidogruppe, eine heterocyclische Thiogruppe, eine Sulfinylgruppe, eine Phosphonylgruppe, eine Aryloxycarbonylgruppe, eine Acylgruppe oder eine Azolylgruppe ist.

13. Verfahren nach Anspruch 12, worin R₃ eine Alkylgruppe oder eine Arylgruppe ist.

14. Verfahren nach Anspruch 1, worin die stickstoffhaltige Verbindung mit einer Sulfidgruppe ausgewählt ist aus der Gruppe, bestehend aus

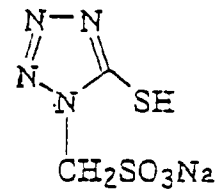
A-1.



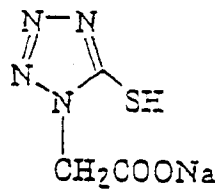
25

30

A-2.



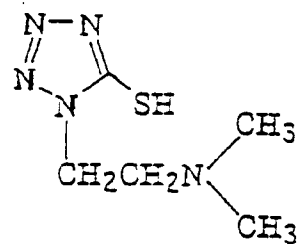
A-3.



35

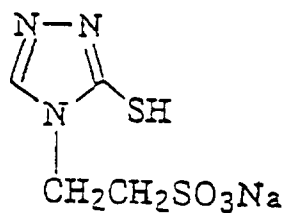
40

A-4.



45

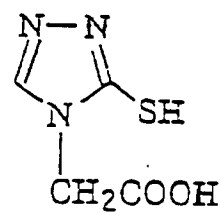
A-5.



50

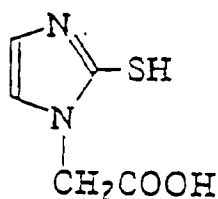
55

A-6.

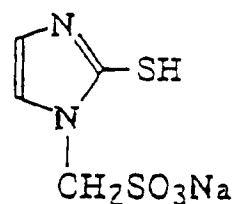


A-7.

5



10

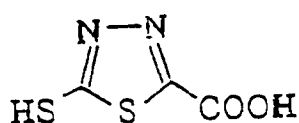
A-8.

und

15

A-9.

20

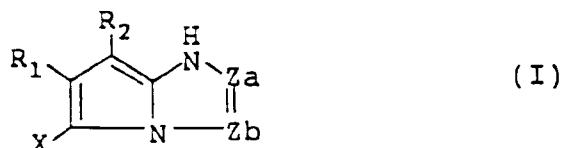


25

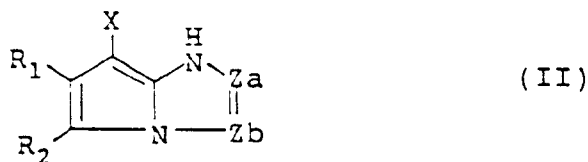
Revendications

1. Procédé pour le traitement d'un matériau photographique couleur exposé suivant une image, comprenant un support portant sur au moins une de ses surfaces au moins une couche contenant une émulsion d'halogénure d'argent sensible à la lumière et un coupleur non diffusant, soluble dans les huiles, capable de former un colorant par couplage avec le produit d'oxydation d'un agent développeur du type amine primaire aromatique, dans lequel ledit coupleur soluble dans les huiles également contenu dans ledit matériau photographique couleur consiste en au moins un composé choisi parmi les coupleurs pour cyan représentés par les formules générales (I) et (II) suivantes

35



40



45

50

dans lesquelles Za et Zb représentent chacun -C(R₃)= ou -N=, à la condition que l'un des restes Za et Zb soit -N= et l'autre soit -C(R₃)=; R₁ et R₂ représentent chacun un groupe attirant les électrons ayant une constante de substituant de Hammett σ_p d'au moins 0,20 et la somme des valeurs σ_p dans R₁ et R₂ est d'au moins 0,65 ; R₃ représente un atome d'hydrogène ou un substituant ; X représente un atome d'hydrogène ou un groupe qui est éliminé par couplage avec le produit d'oxydation d'un agent développeur chromogène du type amine primaire aromatique ; et R₁, R₂, R₃ ou X peut être un groupe bivalent et le composé peut être sous la forme d'un dimère ou d'un polymère supérieur formé par le groupe bivalent ou peut former un homopolymère ou un copolymère dans lequel le composé est relié à une chaîne de

55

haut poids moléculaire ; dans lequel ledit traitement comprend le développement chromogène dudit matériau photographique et ensuite le traitement dudit matériau avec un bain ayant une activité de fixateur et contenant comme agent fixateur au moins un composé choisi parmi les composés azotés ayant un groupe sulfure, les composés méso-ioniques et les composés thioéthers.

5

2. Procédé selon la revendication 1, dans lequel ladite émulsion d'halogénure d'argent comprend des grains d'halogénure d'argent sensible à la lumière ayant une teneur en chlorure d'argent d'au moins 90 mol%.

10

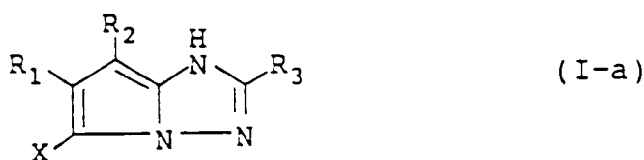
3. Procédé selon la revendication 1, dans lequel la durée de traitement dudit matériau photographique couleur depuis le début du développement chromogène jusqu'à l'étape de séchage est de pas plus de 120 s.

15

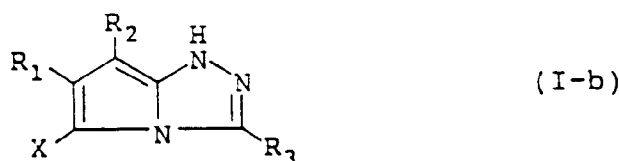
4. Procédé selon la revendication 2, dans lequel la durée de traitement dudit matériau photographique couleur depuis le début du développement chromogène jusqu'à l'étape de séchage est de pas plus de 120 s.

5. Procédé selon la revendication 1, dans lequel ledit coupleur pour cyan est représenté par l'une des formules générales (I-a) et (I-b) suivantes

20



25



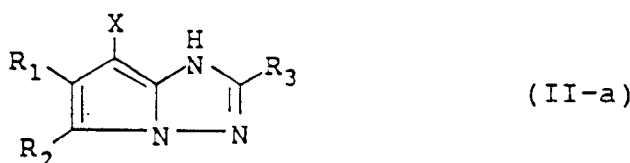
30

dans lesquelles R_1 , R_2 , R_3 et X sont tels que définis dans la formule générale (I).

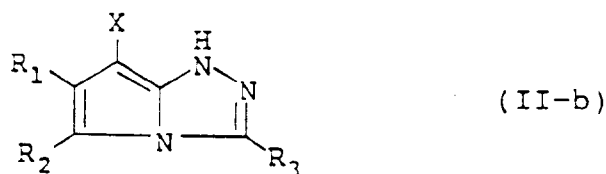
35

6. Procédé selon la revendication 1, dans lequel ledit coupleur pour cyan est représenté par l'une des formules générales (II-a) et (II-b) suivantes

40



45



50

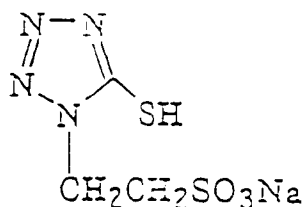
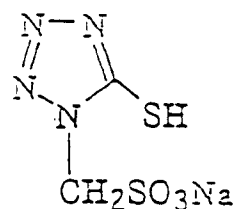
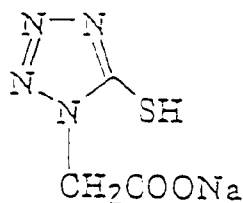
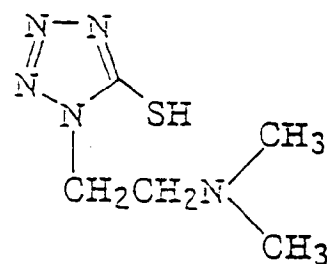
dans lesquelles R_1 , R_2 , R_3 et X sont tels que définis dans la formule générale (II).

55

7. Procédé selon la revendication 1, dans lequel R_1 et R_2 sont chacun un groupe attirant les électrons ayant une constante de substituant de Hammett σ_p de 0,20 à 1,0.

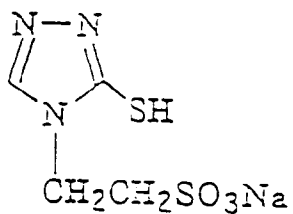
8. Procédé selon la revendication 7, dans lequel R_1 et R_2 sont chacun un groupe attirant les électrons ayant une constante de substituant de Hammett σ_p de 0,30 à 1,0.

9. Procédé selon la revendication 1, dans lequel la somme des valeurs σ_p de R_1 et R_2 est dans l'intervalle de 0,65 à 1,8.
10. Procédé selon la revendication 9, dans lequel la somme des valeurs σ_p de R_1 et R_2 est dans l'intervalle de 0,7 à 1,8.
11. Procédé selon la revendication 1, dans lequel ledit substituant représenté par R_3 est choisi parmi un atome d'halogène, un groupe alkyle, un groupe aryle, un groupe hétérocyclique, un groupe cyano, un groupe hydroxyle, un groupe nitro, un groupe carboxyle, un groupe sulfo, un groupe amino, un groupe alcoxy, un groupe aryloxy, un groupe acylamino, un groupe alkylamino, un groupe anilino, un groupe uréido, un groupe sulfamoylamino, un groupe alkylthio, un groupe arylthio, un groupe alcoxycarbonylamino, un groupe sulfonamido, un groupe carbamoyle, un groupe sulfamoyle, un groupe sulfonyle, un groupe alcoxycarbonyle, un groupe oxy hétérocyclique, un groupe azo, un groupe acyloxy, un groupe carbamoyloxy, un groupe silyloxy, un groupe aryloxycarbonylamino, un groupe imido, un groupe thio hétérocyclique, un groupe sulfinyle, un groupe phosphonyle, un groupe aryloxycarbonyle, un groupe acyle et un groupe azoyle.
12. Procédé selon la revendication 11, dans lequel R_3 est un groupe alkyle, un groupe aryle, un groupe hétérocyclique, un groupe cyano, un groupe nitro, un groupe acylamino, un groupe anilino, un groupe uréido, un groupe sulfamoylamino, un groupe alkylthio, un groupe arylthio, un groupe alcoxycarbonylamino, un groupe sulfonamido, un groupe carbamoyle, un groupe sulfamoyle, un groupe sulfonyle, un groupe alcoxycarbonyle, un groupe oxy hétérocyclique, un groupe acyloxy, un groupe carbamoyloxy, un groupe aryloxycarbonylamino, un groupe imido, un groupe thio hétérocyclique, un groupe sulfinyle, un groupe phosphonyle, un groupe aryloxycarbonyle, un groupe acyle ou un groupe azoyle.
13. Procédé selon la revendication 12, dans lequel R_3 est un groupe alkyle ou un groupe aryle.
14. Procédé selon la revendication 1, dans lequel ledit composé azoté ayant un groupe sulfure est choisi parmi les composés suivants

A-1.A-2.A-3.A-4.

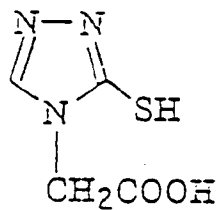
A-5.

5



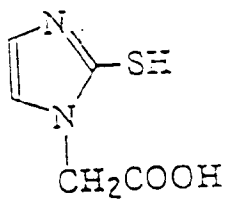
10

A-6.



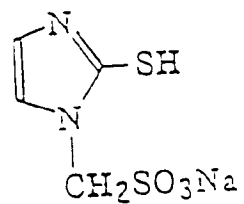
A-7.

15



20

A-8.

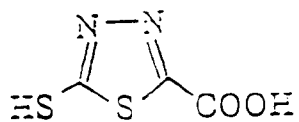


et

25

A-9.

30



35

40

45

50

55

FIG. 1

10

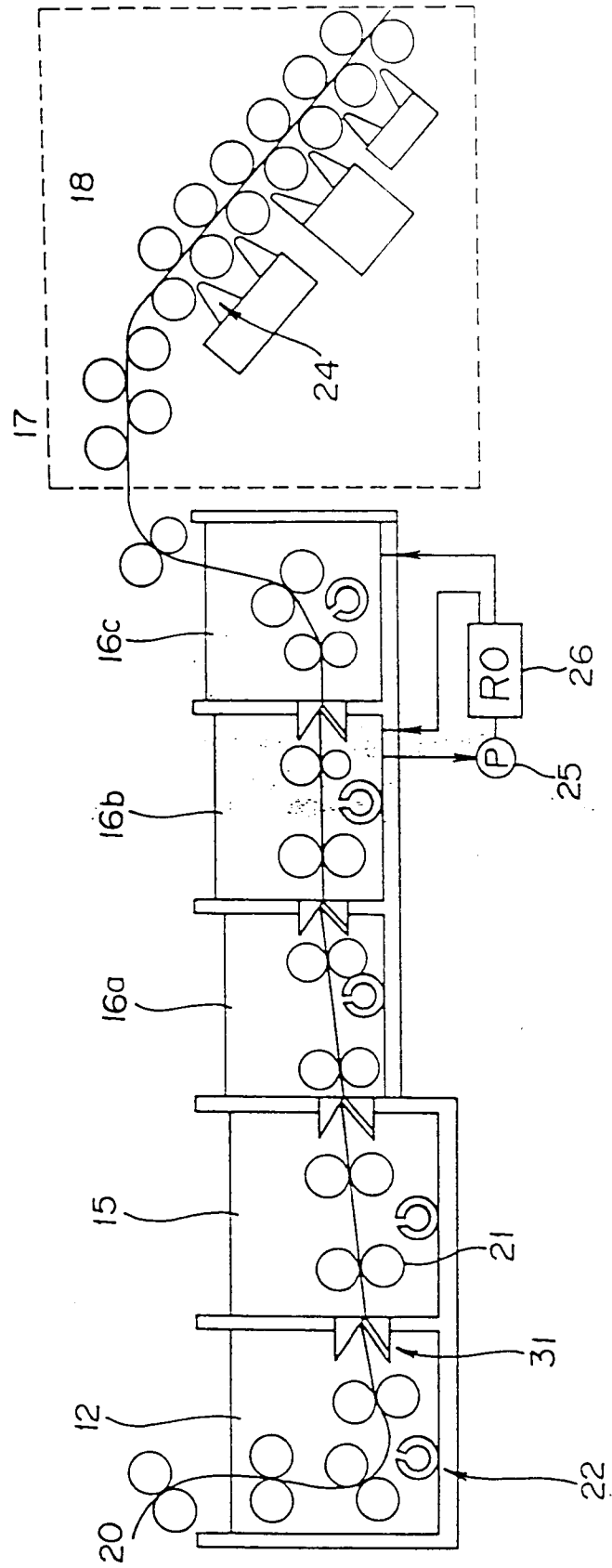


FIG. 2

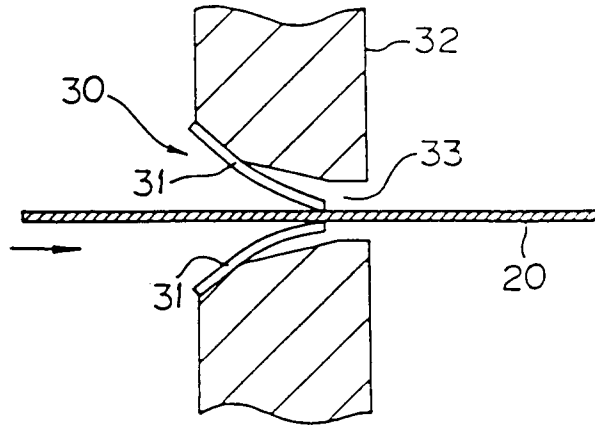


FIG. 3

