

19



Europäisches Patentamt  
European Patent Office  
Office européen des brevets



11 Publication number: **0 602 752 A1**

12

### EUROPEAN PATENT APPLICATION

21 Application number: **93203551.2**

51 Int. Cl.<sup>5</sup>: **G03C 7/38**

22 Date of filing: **16.12.93**

30 Priority: **18.12.92 US 993927**

43 Date of publication of application:  
**22.06.94 Bulletin 94/25**

84 Designated Contracting States:  
**BE CH DE FR GB IT LI NL**

71 Applicant: **EASTMAN KODAK COMPANY**  
**343 State Street**  
**Rochester New York 14650-2201(US)**

72 Inventor: **Tang, Ping Wah c/o Eastman Kodak Co., Pat. Dept.**  
**343 State Street,**  
**Rochester, New York 14650-2201(US)**  
Inventor: **Cowan, Stanley W. c/o Eastman Kodak Co., Pat. Dept.**  
**343 State Street,**  
**Rochester, New York 14650-2201(US)**

74 Representative: **Baron, Paul Alexander Clifford et al**  
**Kodak Limited**  
**Patent Department**  
**Headstone Drive**  
**Harrow Middlesex HA1 4TY (GB)**

54 **Photographic material and process comprising a bicyclic pyrazolo coupler.**

57 Novel photographic elements contain a support bearing at least one photographic silver halide emulsion layer associated with a dye-forming bicyclic pyrazolo-based coupler, wherein the layer has associated therewith a high-boiling phosphate solvent, a stabilizer, and wherein the coupler has a fully substituted carbon at the 6-position. The elements are useful in photographic materials and processes and provide materials exhibiting improved light stability.

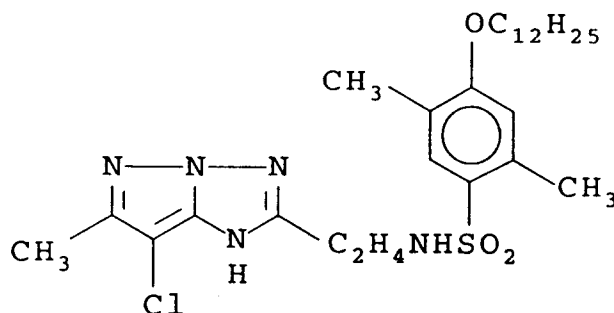
**EP 0 602 752 A1**

### Field of the Invention

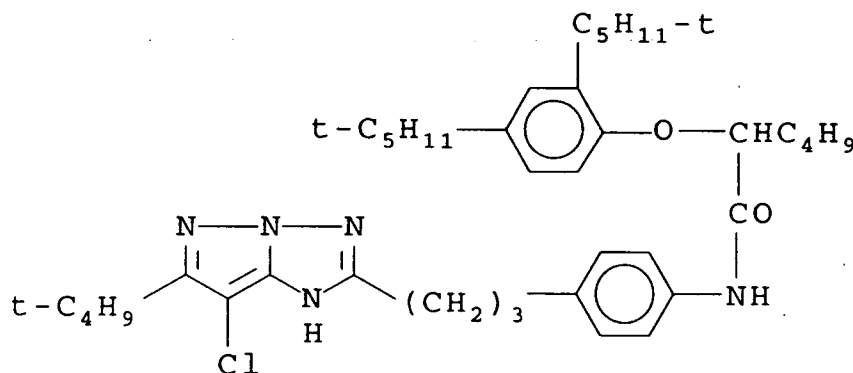
This invention relates to novel photographic elements and processes employing bicyclic pyrazolo dye-forming couplers which contain a fully substituted carbon at the 6-position and have associated therewith a high-boiling phosphate solvent and a stabilizer.

### Background of the Invention

Color images are customarily obtained in the photographic art by reaction between an oxidation product of a silver halide developing agent and a dye-forming coupler. Pyrazolone couplers are useful for forming magenta dye images; however, such couplers have shortcomings with respect to color reproduction in that the unwanted absorption around 430 nm causes color turbidity. Bicyclic pyrazolo couplers, particularly pyrazolotriazole couplers, represent another class of couplers for this purpose. Examples of bicyclic pyrazolo couplers are described in, for example, U.S. Patent 4,443,536; U.S. Patent Nos. 1,247,493; 1,252,418; and 1,398,979; and U.S. Patents 4,665,015; 4,514,490; 4,621,046; 4,540,654; 4,590,153; 4,822,730 and European Patents 177,765 and 119,860. One class of pyrazolotriazole couplers includes 1H-pyrazolo[3,2-c][1,2,4] triazole couplers and another includes 1H-pyrazolo[1,5-b][1,2,4] triazole couplers, such as described in European Patent 177765. While these couplers have a reduced level of unwanted absorption, the conversion of the coupler into an azomethine dye is slow and the maximum attainable density is reduced due to lower coupling efficiency. The aforementioned U.S. 4,822,730 discloses pyrazolotriazoles having a group expressed by the formula -(A)L-B where L represents -N(R)SO<sub>2</sub>-, -SO<sub>2</sub>N(R)-, or -N(R)SO<sub>2</sub>N(R)-. The compounds exemplified contain a methyl or unbranched alkyl group at the 6-position rather than a fully substituted carbon. For example, the following compound is suggested:



Bicyclic pyrazolo couplers containing a t-butyl group at the 6-position are described in U.S. Patent 4,882,266. An example of such a coupler is:



Such couplers are not suggested for use in combination with the high-boiling phosphate solvent and stabilizers as described in this invention. Thus the superior light stability achieved by the invention is not realized by this patent.

European Patent 170,164 suggests the possible conjoint use of a phosphate type solvent with a pyrazoloazole compound to improve light stability but the improvement in stability was insufficient, especially for color prints.

U. S. Patent 4,900,655 discloses the combination of pyrazolo couplers with high boiling solvents of the nonphosphate type.

U. S. Patent 4,735,893 discloses the use of certain specific stabilizing agents for pyrazolotriazole couplers but there is no suggestion that the conjoint use of all three components of the present invention will achieve superior light stability.

A problem to be solved by this invention is to provide a photographic element and process utilizing the advantageous hue properties of the pyrazolo compounds while attaining sufficient dye light stability.

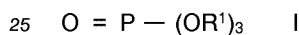
Summary of the Invention

The invention provides photographic elements which comprise a support bearing at least one photographic silver halide emulsion layer associated with a dye-forming bicyclic pyrazolo-based coupler, a high-boiling phosphate solvent, a stabilizer, and wherein the coupler has a fully substituted carbon at the 6-position.

Photographic elements of the invention containing these couplers exhibit improved photographic properties such as increased dye light stability.

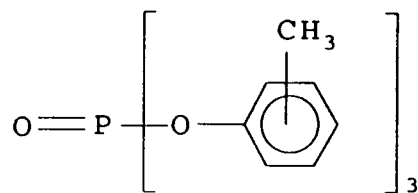
Detailed Description of the Invention

Suitably, the coupler solvent of the invention may be represented by formula (I):



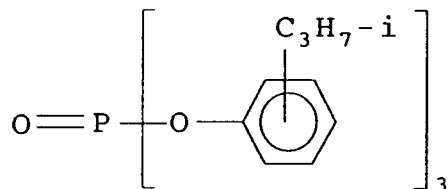
wherein each R<sup>1</sup> is independently an alkyl or aryl group, substituted or unsubstituted. Preferably, R<sup>1</sup> is an alkyl, alkylaryl, arylaryl, or arylalkyl group, substituted or unsubstituted. Examples of suitable coupler solvents are as follows:

5



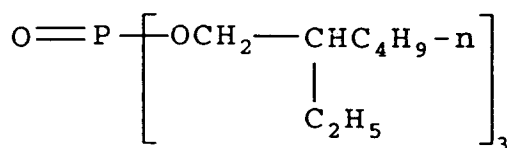
CS-1

10



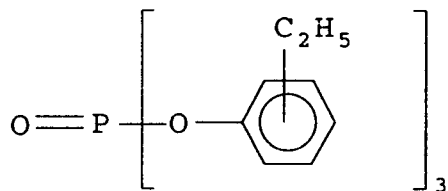
CS-2

15



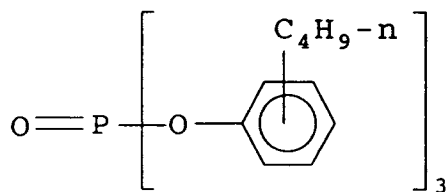
CS-3

20



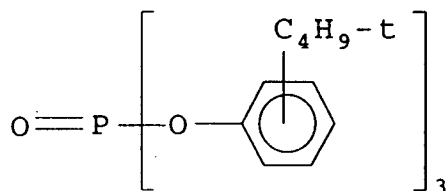
CS-4

25



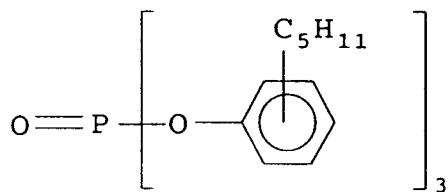
CS-5

30



CS-6

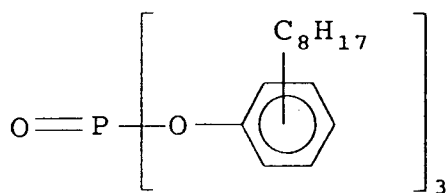
35



CS-7

40

45

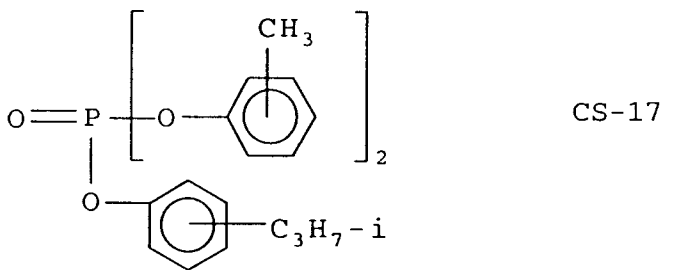
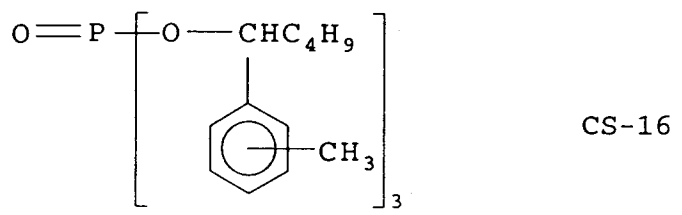
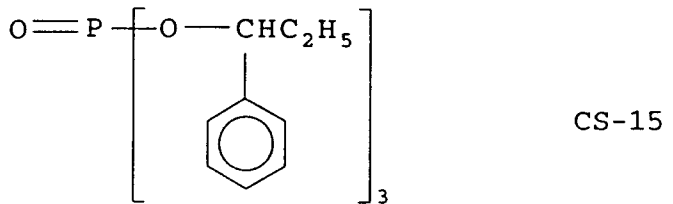
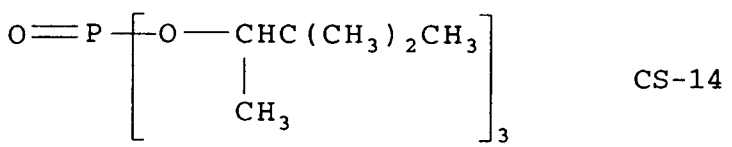
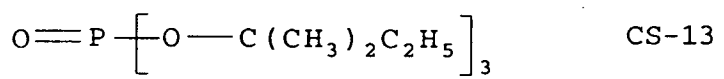
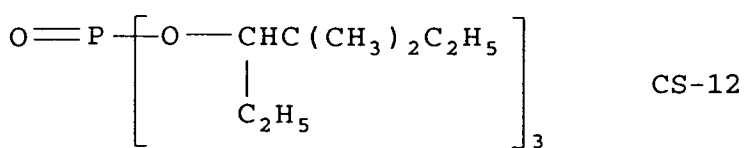
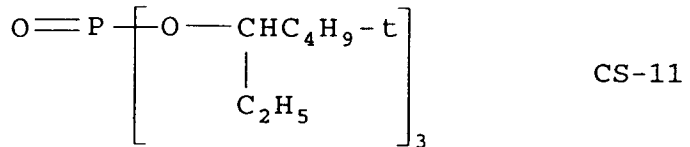
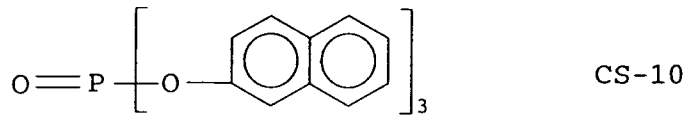
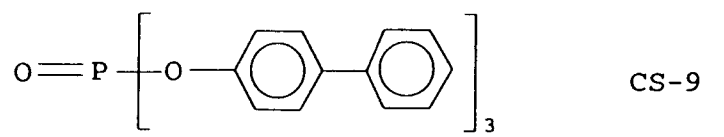


CS-8

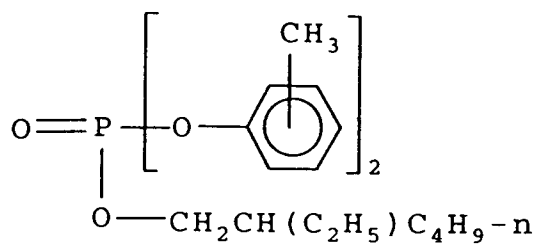
50

55

5  
10  
15  
20  
25  
30  
35  
40  
45  
50  
55

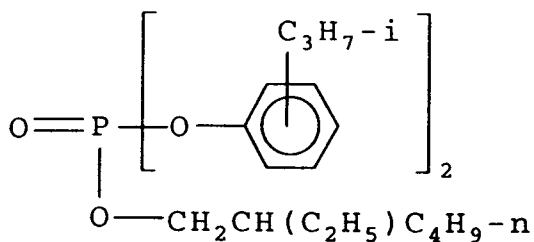


5



CS-18

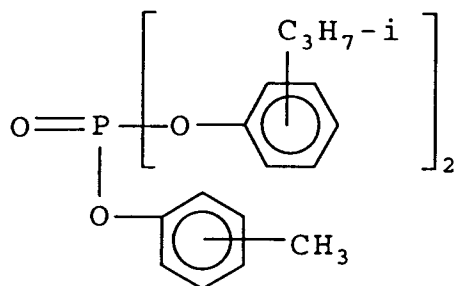
10



CS-19

15

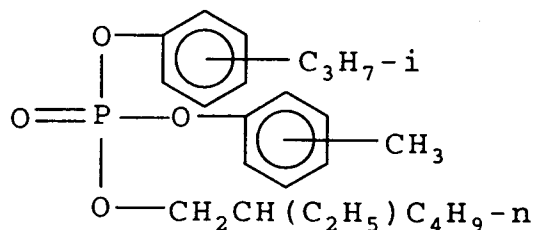
20



CS-20

25

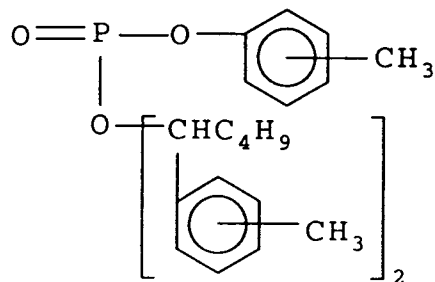
30



CS-21

35

40



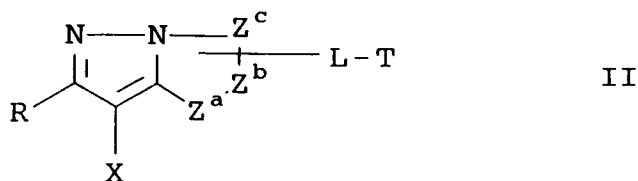
CS-22

45

Of course it is possible to use mixtures of solvents incorporating the solvent of the invention. It is also to use solvent compounds where all R<sup>1</sup> substituents are not identical and where more than one compound coming within the scope of the invention are used conjointly.

The preferred pyrazolo compound may be represented by formula (II):

55



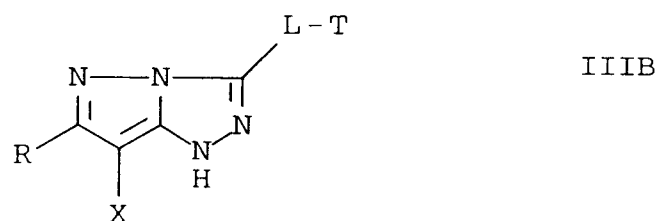
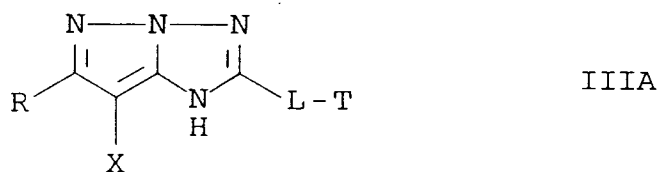
10 wherein R is a fully substituted carbon; L is a divalent linking group connecting T to the ring; T is a ballast group; X is hydrogen or a coupling-off group; and Z<sup>a</sup>, Z<sup>b</sup> and Z<sup>c</sup> are independently selected from the group consisting of a substituted or unsubstituted methine group, =N-, =C- or -NH-, provided that one of either the Z<sup>a</sup>-Z<sup>b</sup> bond or the Z<sup>b</sup>-Z<sup>c</sup> bond is a double bond and the other is a single bond, and when the Z<sup>b</sup>-Z<sup>c</sup> bond is a carbon-carbon double bond, it may form part of an aromatic ring, and wherein at least one of Z<sup>a</sup>, Z<sup>b</sup> and Z<sup>c</sup> represents a methine group connected with the group L.

15 Examples of substituent groups for L and T include: an alkyl group which may be straight or branched, and which may be substituted, such as methyl, ethyl, n-propyl, n-butyl, t-butyl, trifluoromethyl, tridecyl or 3-(2,4-di-t-amylphenoxy) propyl; an alkoxy group which may be substituted, such as methoxy or ethoxy; an alkylthio group which may be substituted, such as methylthio or octylthio; an aryl group, an aryloxy group or an arylthio group, each of which may be substituted, such as phenyl, 4-t-butylphenyl, 2,4,6-trimethylphenyl, phenoxy, 2-methylphenoxy, phenylthio or 2-butoxy-5-t-octylphenylthio; a heterocyclic group, a heterocyclic oxy group or a heterocyclic thio group, each of which may be substituted and which contain a  
20 3 to 7 membered heterocyclic ring composed of carbon atoms and at least one hetero atom selected from the group consisting of oxygen, nitrogen and sulfur, such as 2-furyl, 2-thienyl, 2-benzimidazolyloxy or 2-benzothiazolyl; cyano; an acyloxy group which may be substituted, such as acetoxy or hexadecanoyloxy; a carbamoyloxy group which may be substituted, such as N-phenylcarbamoyloxy or N-ethylcarbamoyloxy; a  
25 silyloxy group which may be substituted, such as trimethylsilyloxy; a sulfonyloxy group which may be substituted, such as dodecylsulfonyloxy; an acylamino group which may be substituted, such as acetamido or benzamido; an anilino group which may be substituted, such as phenylanilino or 2-chloroanilino; an ureido group which may be substituted, such as phenylureido or methylureido; an imido group which may be substituted, such as N-succinimido or 3-benzylhydantoinyl; a sulfamoylamino group which may be substituted, such as N,N-dipropyl-sulfamoylamino or N-methyl-N-decylsulfamoylamino.  
30

Preferrably, L and T together contain from 8 to 22 carbon atoms and most preferrably 12 to 18 carbon atoms.

The linking group L is a divalent group. Suitably, L may be an alkylene, arylene, or aryloxylyene group of from 1 to 20 carbon atoms

35 An embodiment of the invention is a photographic element comprising a support bearing at least one photographic silver halide emulsion layer and a dye-forming bicyclic pyrazolo coupler wherein the dye-forming coupler represented by the formula (IIIA) or (IIIB.):



wherein L and T are as described above;

55 R is a fully substituted carbon atom which is preferably t-butyl, t-pentyl, t-octyl, or adamantyl and is most preferably t-butyl or adamantyl;

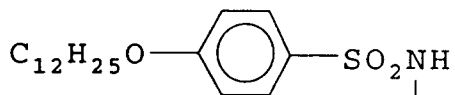
X is hydrogen or a coupling-off group; and

Z<sup>a</sup>, Z<sup>b</sup> and Z<sup>c</sup> are independently selected from the group consisting of a substituted or unsubstituted

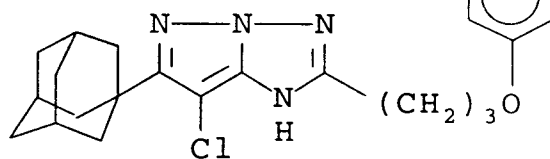
methine group, =N-, =C- or -NH-, provided that one of either the Z<sup>a</sup>-Z<sup>b</sup> bond or the Z<sup>b</sup>-Z<sup>c</sup> bond is a double bond and the other is a single bond, and when the Z<sup>b</sup>-Z<sup>c</sup> bond is a carbon-carbon double bond, it may form part of an aromatic ring, and wherein at least one of Z<sup>a</sup>, Z<sup>b</sup> and Z<sup>c</sup> represents a methine group connected with the ballast.

5 Specific examples of couplers useful in the elements of the invention are

10

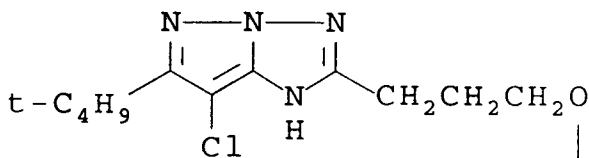


15

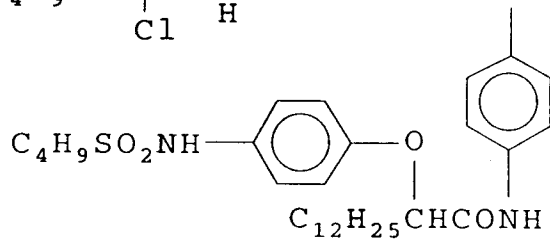


M-1

20



25



M-2

30

35

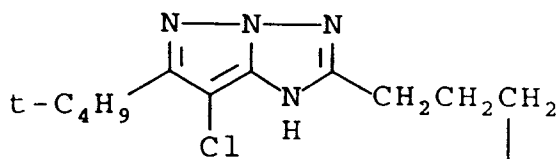
40

45

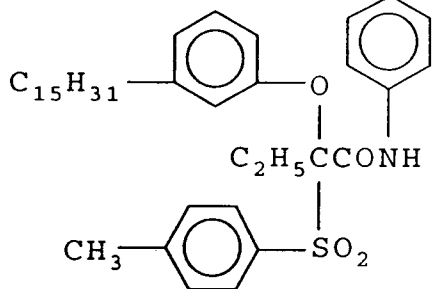
50

55

5



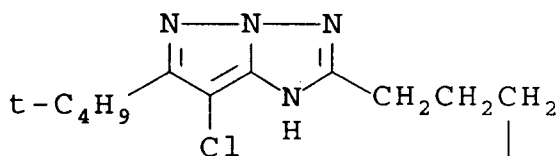
10



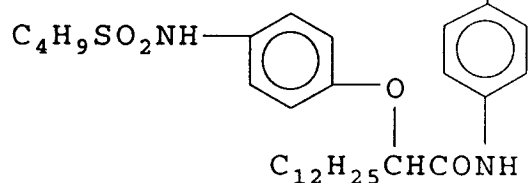
M-3

15

20



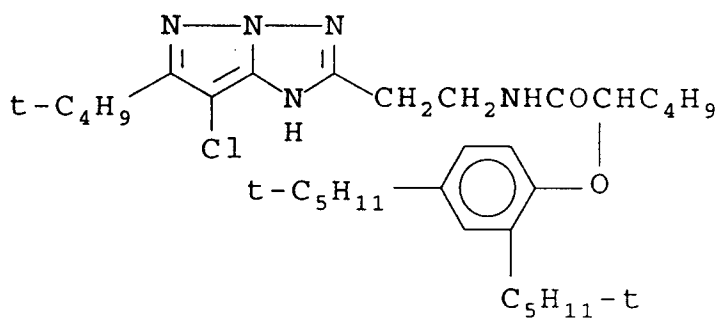
25



M-4

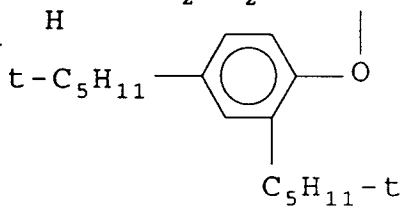
30

35

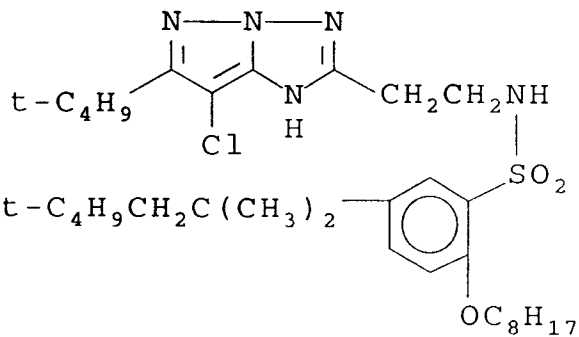


M-5

40

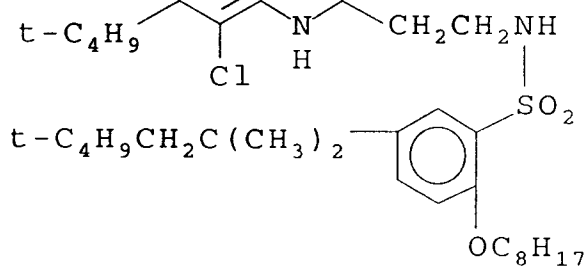


45



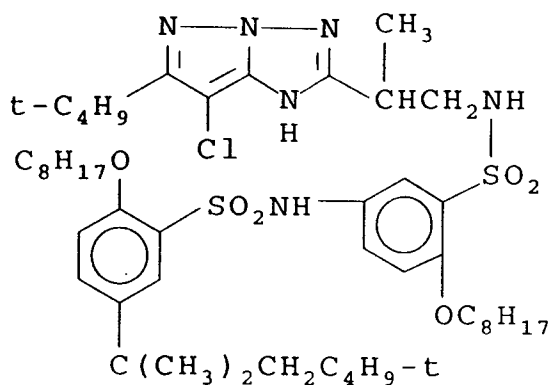
M-6

50



55

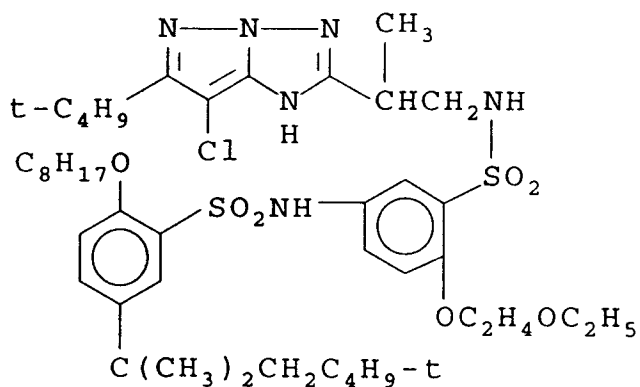
5



M-7

10

15

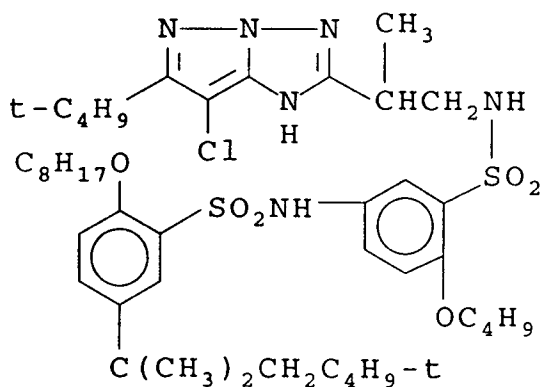


M-8

20

25

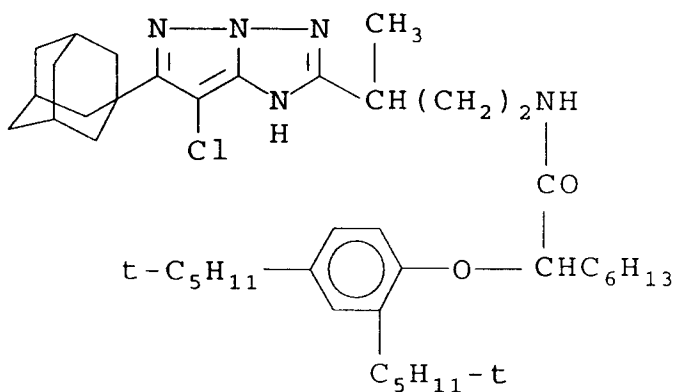
30



M-9

35

40



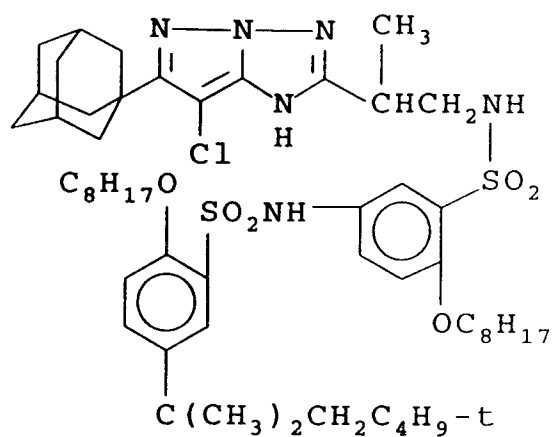
M-10

45

50

55

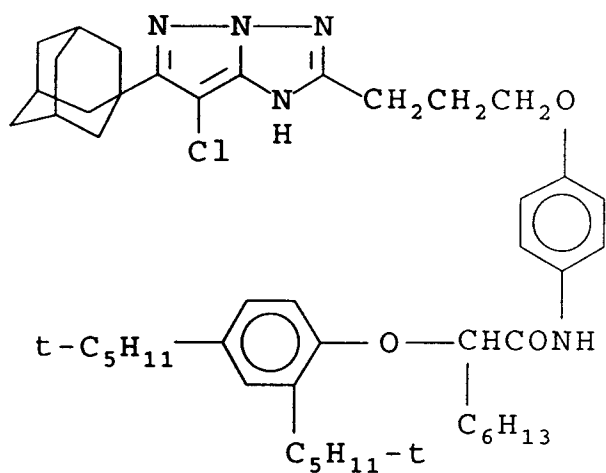
5



M-11

10

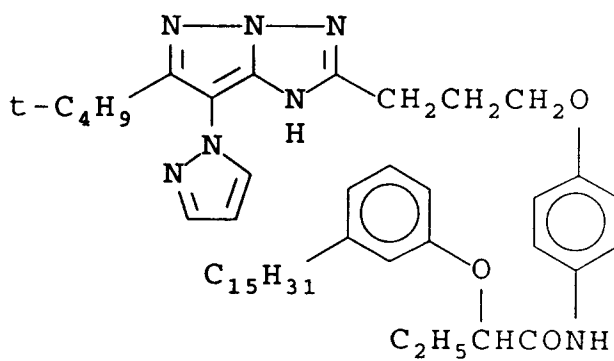
15



M-12

25

30



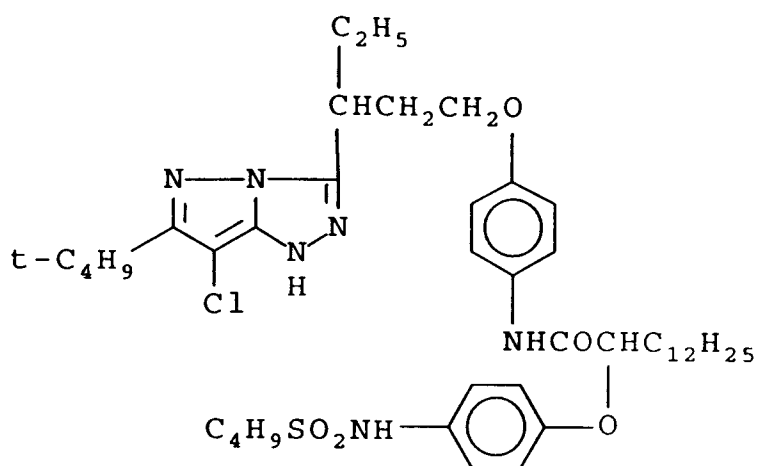
M-13

45

50

55

5

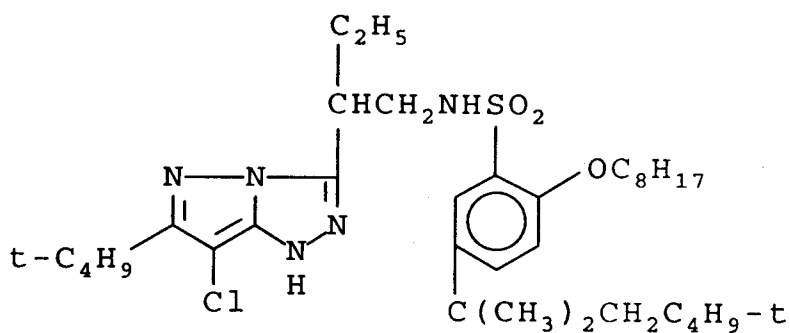


M-14

10

15

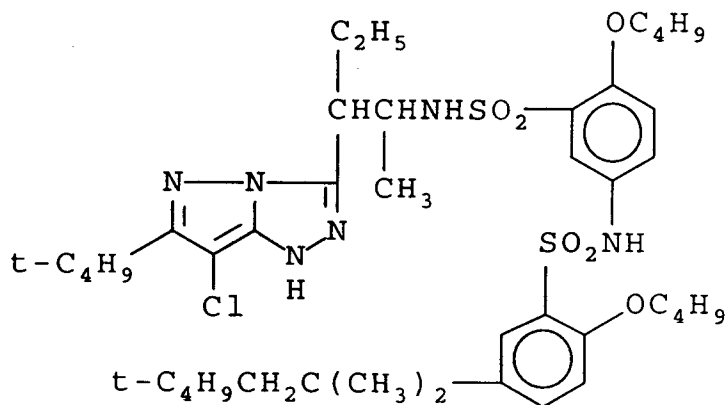
20



M-15

25

30



M-16

35

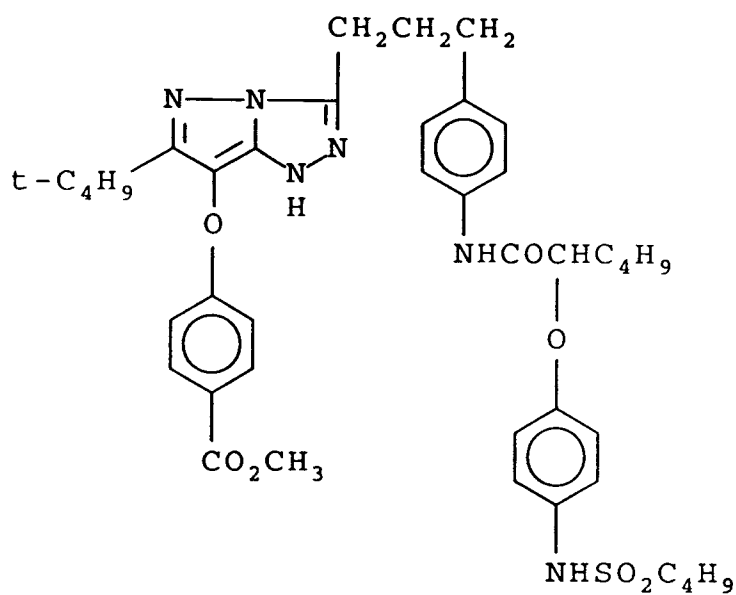
40

45

50

55

5

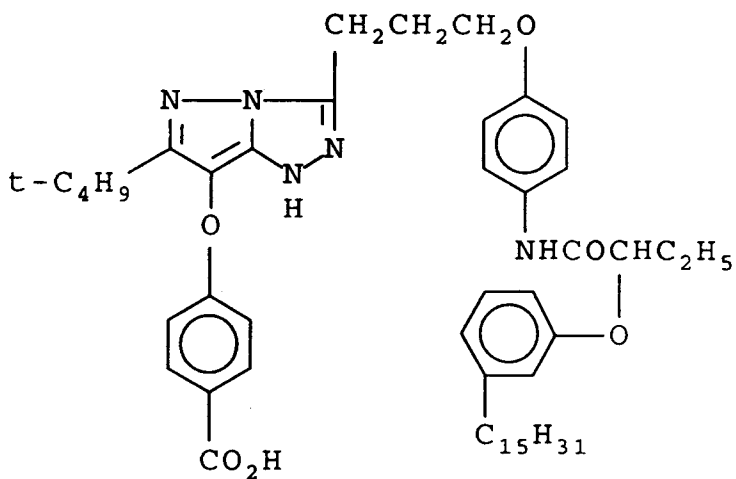


M-17

10

15

20

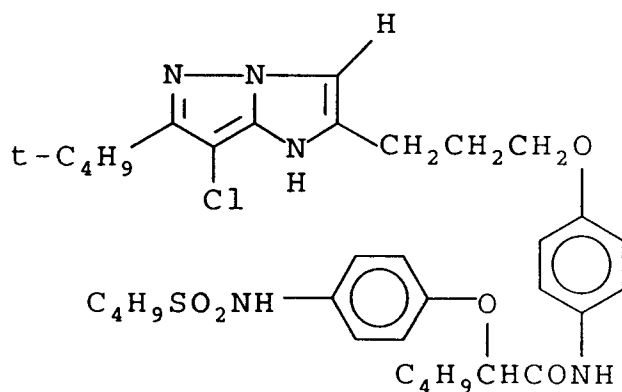


M-18

25

30

35



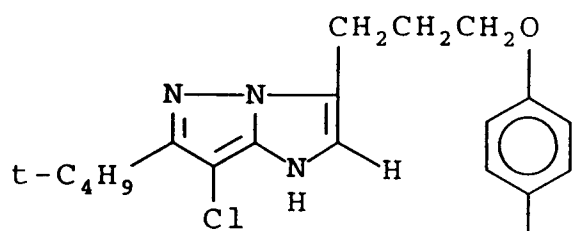
M-19

45

50

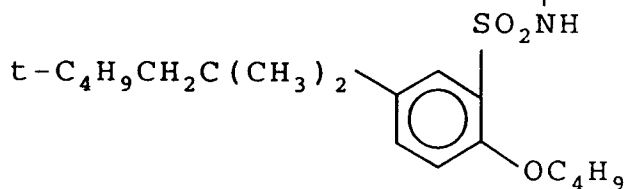
55

5



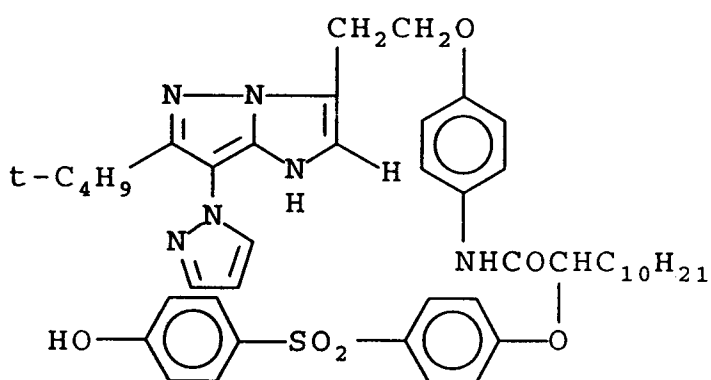
M-20

10



15

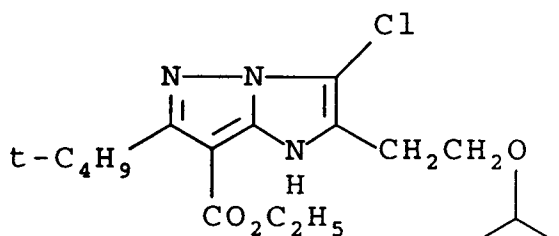
20



M-21

25

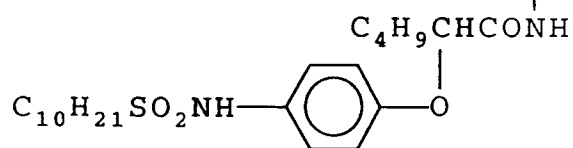
30



M-22

35

40



45

50

55

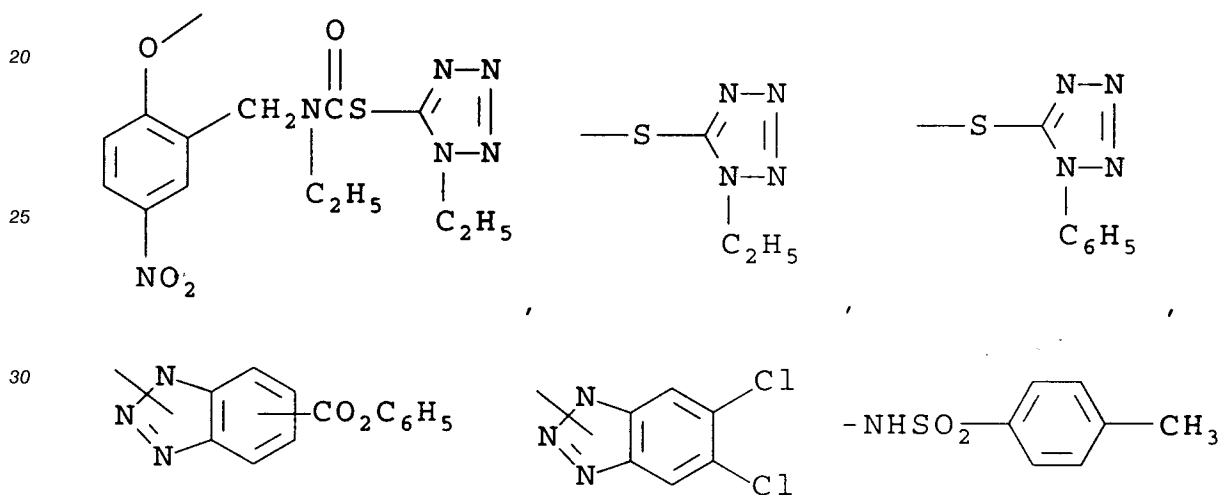


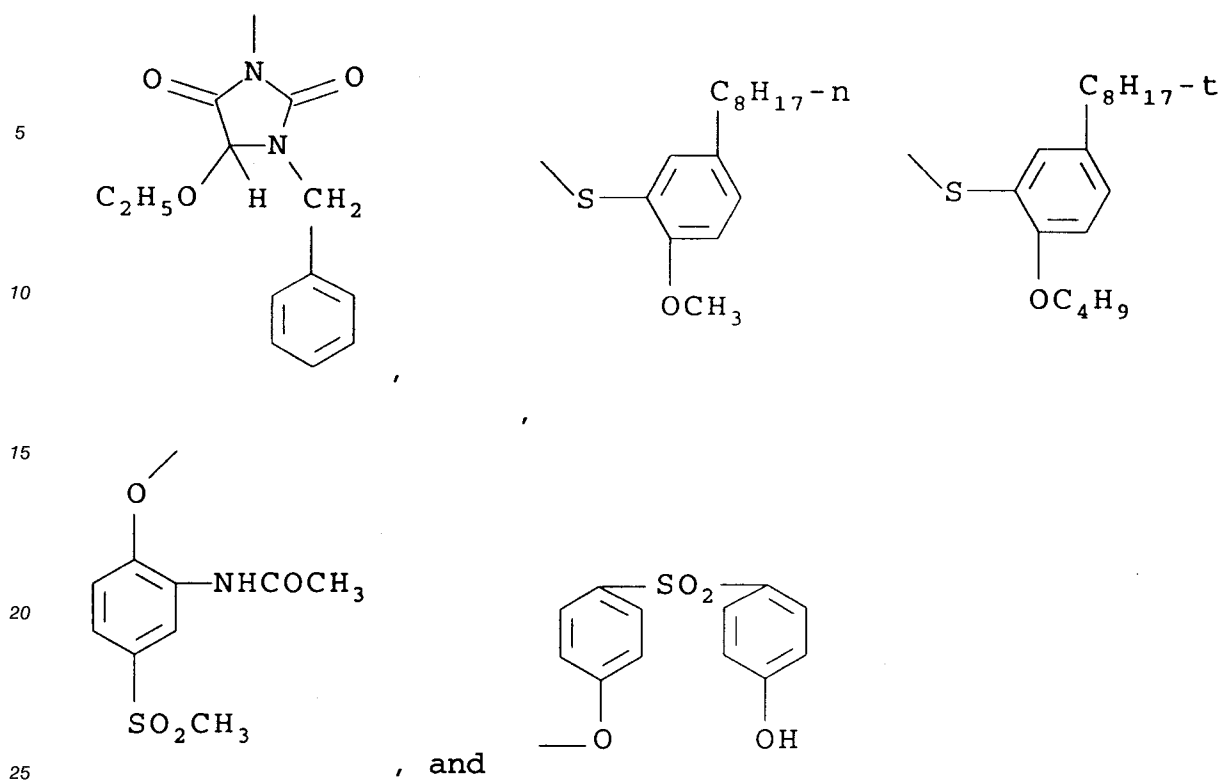
contain an alkenyl group may include an alkenyl group having 2 to 6 carbon atoms.

The bicyclic pyrazolo coupler contains in the coupling position, represented by X in formulae (II) and (IIIA) or (IIIB), may be hydrogen or a coupling-off group also known as a leaving group.

Coupling-off groups are known to those skilled in the art. Such groups can determine the equivalency of the coupler, can modify the reactivity of the coupler, or can advantageously affect the layer in which the coupler is coated or other layers in the element by performing, after release from the coupler, such functions as development inhibition, development acceleration, bleach inhibition, bleach acceleration, color correction, and the like. Representative classes of coupling-off groups include halogen, particularly chlorine, bromine, or fluorine, alkoxy, aryloxy, heterocycloxy, heterocyclic, such as hydantoin and pyrazolo groups, sulfonyloxy, acyloxy, carbonamido, imido, acyl, heterocyclylimido, thiocyno, alkylthio, arylthio, heterocyclylthio, sulfonamido, phosphonyloxy and arylazo. They are described in, for example, U.S. Patents 2,355,169; 3,227,551; 3,432,521; 3,476,563; 3,617,291; 3,880,661; 4,052,212 and 4,134,766; and in U.K. patents and published application numbers 1,466,728; 1,531,927; 1,533,039; 2,006,755A and 2,017,704A; the disclosures of which are incorporated herein by reference.

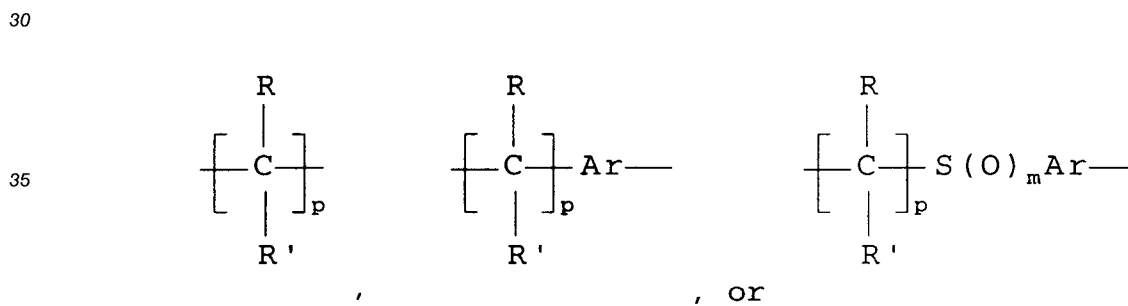
Examples of specific coupling-off groups are Cl, F, Br, -SCN, -OCH<sub>3</sub>, -OC<sub>6</sub>H<sub>5</sub>, -OCH<sub>2</sub>C(=O)-NHCH<sub>2</sub>CH<sub>2</sub>OH, -OCH<sub>2</sub>C(=O)NHCH<sub>2</sub>CH<sub>2</sub>OCH<sub>3</sub>, -OCH<sub>2</sub>C(=O)NHCH<sub>2</sub>CH<sub>2</sub>OC(=O)OCH<sub>3</sub>, -NHSO<sub>2</sub>CH<sub>3</sub>, -OC(=O)C<sub>6</sub>H<sub>5</sub>, -NHC(=O)C<sub>6</sub>H<sub>5</sub>, OSO<sub>2</sub>CH<sub>3</sub>, -P(=O)(OC<sub>2</sub>H<sub>5</sub>)<sub>2</sub>, -S(CH<sub>2</sub>)<sub>2</sub>CO<sub>2</sub>H,



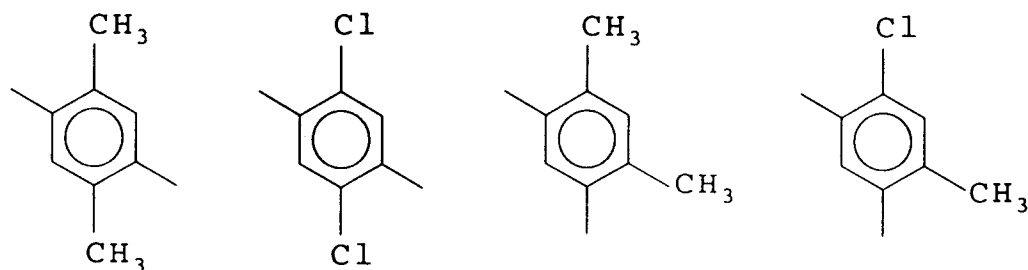


30 Preferably, the coupling-off group is H or halogen, and more preferably, H or Cl.

The L group links T to the pyrazolotriazole core. Suitable L groups include the following:



wherein: p is an integer of 1-6; m is 0, 1 or 2; R and R', which may be the same or different, each represents a hydrogen atom or a substituent; and Ar represents a substituted or unsubstituted phenylene group (for example, a 1,4-phenylene group, a 1,3-phenylene group, etc. Representative Ar groups include the following:

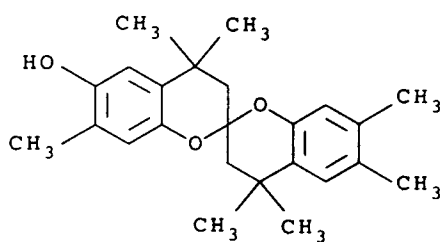


preferably, R and R' are independently hydrogen or lower alkyl.

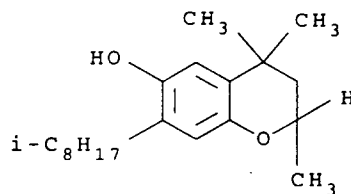
Generally, a ballast group is an organic radical of such size and configuration as to confer on the coupler molecule sufficient bulk to render the coupler substantially non-diffusible from the layer in which it is coated in a photographic element. Thus, the combination of groups L R and T from the formula are chosen to meet this criteria as can be determined by one skilled in the art.

5 Suitable stabilizers for the photographic elements of this invention include any of those known as effective dye light stabilizers including the following:

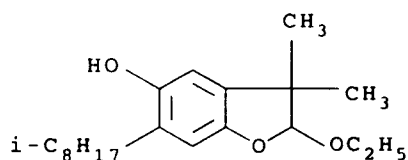
S-1



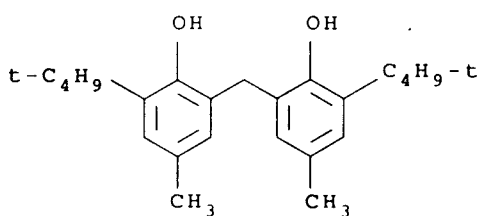
S-2



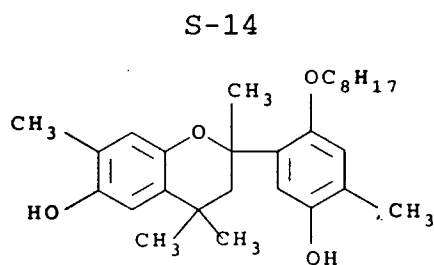
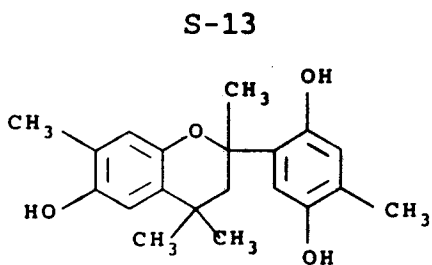
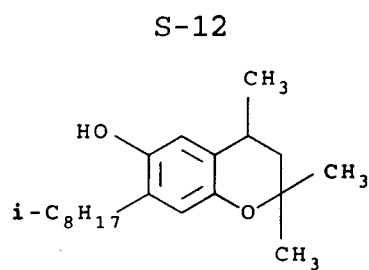
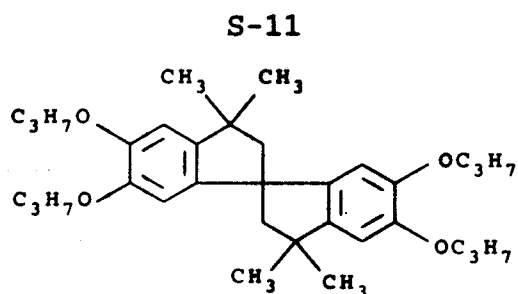
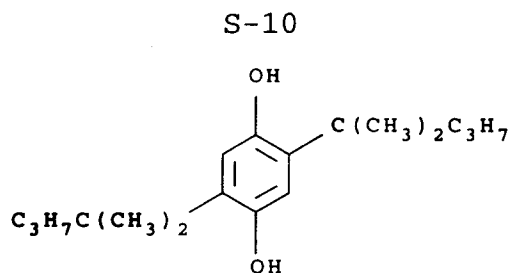
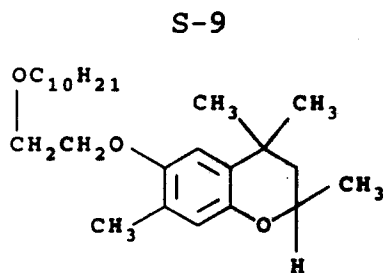
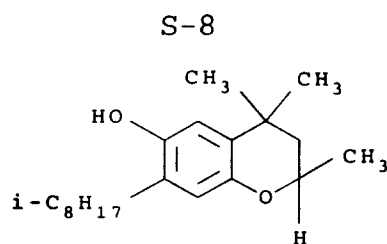
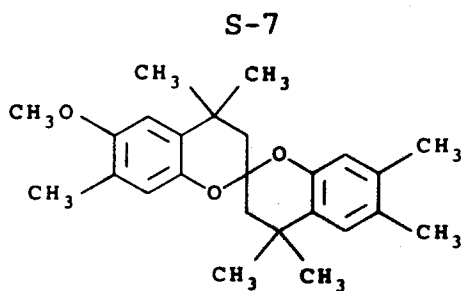
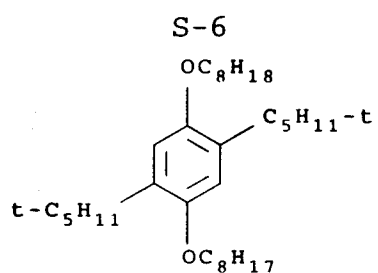
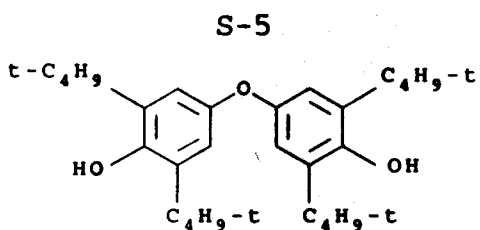
S-3

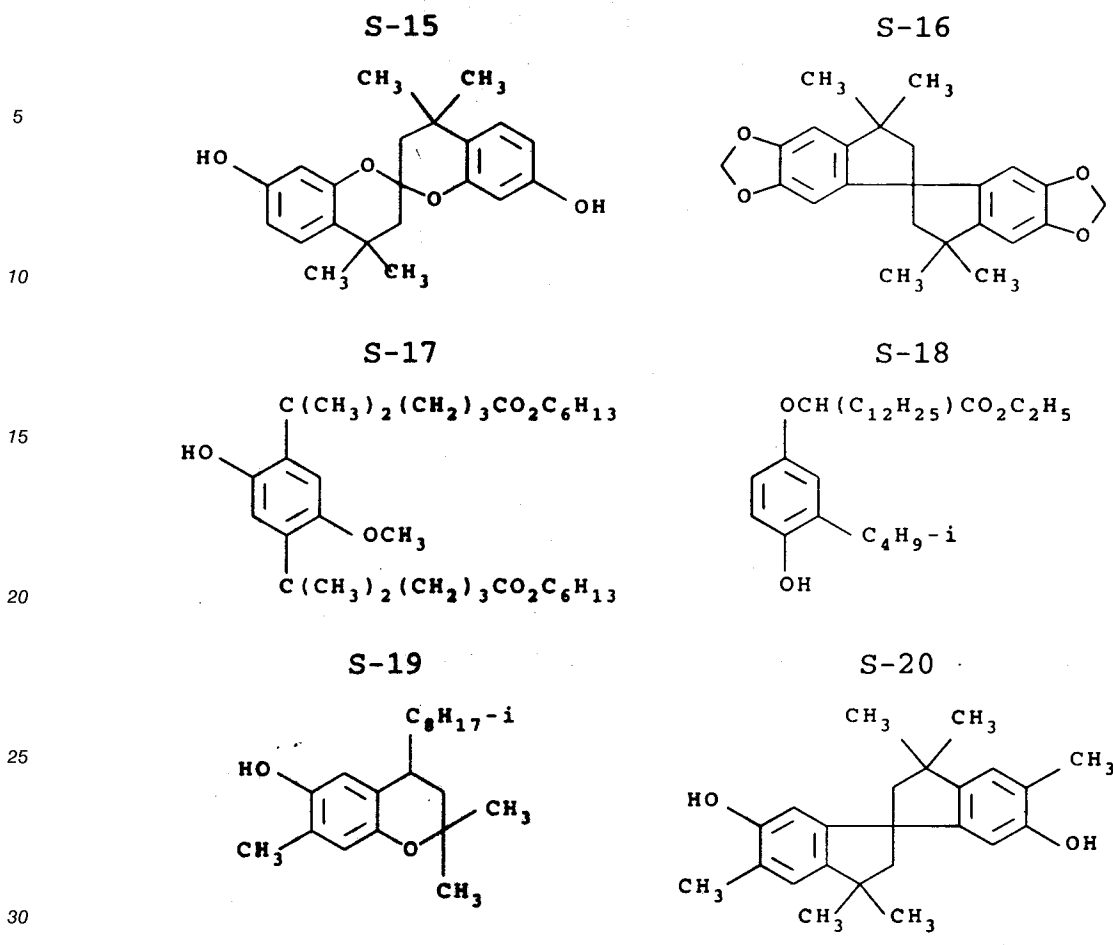


S-4



5  
10  
15  
20  
25  
30  
35  
40  
45  
50  
55





The coupler of this invention can be used in any of the ways and in any of the combinations in which couplers are used in the photographic art. Typically, the coupler is incorporated in a silver halide emulsion and the emulsion coated on a support to form part of a photographic element. Alternatively, the coupler can be incorporated at a location adjacent to the silver halide emulsion where, during development, the coupler will be in reactive association with development products such as oxidized color developing agent. Thus, as used herein, the term "associated" signifies that the coupler is in the silver halide emulsion layer or in an adjacent location where, during processing, the coupler is capable of reacting with silver halide development products.

The photographic elements can be single color elements or multicolor elements. Multicolor elements contain dye image-forming units sensitive to each of the three primary regions of the spectrum. Each unit can comprise a single emulsion layer or multiple emulsion layers sensitive to a given region of the spectrum. The layers of the element, including the layers of the image-forming units, can be arranged in various orders as known in the art. In a alternative format, the emulsions sensitive to each of the three primary regions of the spectrum can be disposed as a single segmented layer.

A typical multicolor photographic element comprises a support bearing a cyan dye image-forming unit comprising at least one red-sensitive silver halide emulsion layer having associated therewith at least one cyan dye-forming coupler, a magenta dye image-forming unit comprising at least one green-sensitive silver halide emulsion layer having associated therewith at least one magenta dye-forming coupler, and a yellow dye image-forming unit comprising at least one blue-sensitive silver halide emulsion layer having associated therewith at least one yellow dye-forming coupler, at least one of the couplers in the element being a coupler of this invention. The element can contain additional layers, such as filter layers, interlayers, overcoat layers, subbing layers, and the like.

If desired, the photographic element can be used in conjunction with an applied magnetic layer as described in Research Disclosure, November 1992, Item 34390 published by Kenneth Mason Publications, Ltd., Dudley Annex, 12a North Street, Emsworth, Hampshire P010 7DQ, ENGLAND.

In the following discussion of suitable materials for use in the emulsions and elements of this invention, reference will be made to Research Disclosure, December 1989, Item No. 308119, available as described above which will be identified hereafter by the term "Research Disclosure." The contents of the Research Disclosure, including the patents and publications referenced therein, are incorporated herein by reference,  
5 and the Sections hereafter referred to are Sections of the Research Disclosure.

The silver halide emulsions employed in the elements of this invention can be either negative-working or positive-working. Suitable emulsions and their preparation as well as methods of chemical and spectral sensitization are described in Sections I through IV. Color materials and development modifiers are described in Sections V and XXI. Vehicles are described in Section IX, and various additives such as  
10 brighteners, antifoggants, stabilizers, light absorbing and scattering materials, hardeners, coating aids, plasticizers, lubricants and matting agents are described, for example, in Sections V, VI, VIII, X, XI, XII, and XVI. Manufacturing methods are described in Sections XIV and XV, other layers and supports in Sections XIII and XVII, processing methods and agents in Sections XIX and XX, and exposure alternatives in Section XVIII.

15 Preferred color developing agents are p-phenylenediamines. Especially preferred are:

4-amino N,N-diethylaniline hydrochloride,

4-amino-3-methyl-N,N-diethylaniline hydrochloride,

4-amino-3-methyl-N-ethyl-N-(b-(methanesulfonamido) ethyl)aniline sesquisulfate hydrate,

4-amino-3-methyl-N-ethyl-N-(b-hydroxyethyl)aniline sulfate,

20 4-amino-3-b-(methanesulfonamido)ethyl-N,N-diethylaniline hydrochloride and

4-amino-N-ethyl-N-(2-methoxyethyl)-m-toluidine di-p-toluene sulfonic acid.

With negative working silver halide a negative image can be formed. Optionally positive (or reversal) image can be formed.

Coupling-off groups are well known in the art. Such groups can determine the equivalency of the coupler, i.e., whether it is a 2-equivalent or a 4-equivalent coupler, or modify the reactivity of the coupler.  
25 Such groups can advantageously affect the layer in which the coupler is coated, or other layers in the photographic recording material, by performing, after release from the coupler, functions such as dye formation, development acceleration or inhibition, bleach acceleration or inhibition, electron transfer facilitation, color correction and the like.

30 Representative classes of coupling-off groups include chloro, alkoxy, aryloxy, heteroaryloxy, sulfonyloxy, acyloxy, acyl, heterocyclyl, sulfonamido, mercaptotetrazole, mercaptopropionic acid, phosphonyloxy anylthio, and arylazo. These coupling-off groups are described in the art, for example, in U.S. Pat. Nos. 2,455,169, 3,227,551, 3,432,521, 3,476,563, 3,617,291, 3,880,661, 4,052,212 and 4,134,766; and in U.K. Patents and published application Nos. 1,466,728, 1,531,927, 1,533,039, 2,006,755A and 2,017,704A, the disclosures of which are incorporated herein by reference.

The magenta coupler described herein may be used in combination with other types of magenta image couplers such as 3-acylamino-, 3-anilino-, 5-pyrazolones and heterocyclic couplers (e.g. pyrazoloazoles) such as those described in EP 285,274; U.S. Patent 4,540,654; EP 119,860, or with other 5-pyrazolone couplers containing different ballasts or coupling-off groups such as those described in U.S. Patent  
40 4,301,235; U.S. Patent 4,853,319 and U.S. Patent 4,351,897. The coupler may also be used in association with yellow or cyan colored couplers (e.g. to adjust levels of interlayer correction) and with masking couplers such as those described in EP 213,490; Japanese Published Application 58-172,647; U.S. Patent 2,983,608; German Application DE 2,706,117C; U.K. Patent 1,530,272; Japanese Application A-113935; U.S. Patent 4,070,191 and German Application DE 2,643,965. The masking couplers may be shifted or blocked.

45 For example, the magenta coupler of the invention may be used to replace all or part of the magenta layer image coupler or may be added to one or more of the other layers in a color negative photographic element comprising a support bearing the following layers from top to bottom:

(1) one or more overcoat layers containing ultraviolet absorber(s);

(2) a two-coat yellow pack with a fast yellow layer containing "Coupler 1": Benzoic acid, 4-chloro-3-((2-  
50 (4-ethoxy-2,5-dioxo-3-(phenylmethyl)-1-imidazolidinyl)-3-(4-methoxyphenyl)-1,3-dioxopropyl)amino)-, dodecyl ester and a slow yellow layer containing the same compound together with "Coupler 2": Propanoic acid, 2-[[5-[[4-[2-[[[2,4-bis(1,1-dimethylpropyl)phenoxy]acetyl]amino]-5-[(2,2,3,3,4,4,4-heptafluoro-1-oxobutyl)amino]-4-hydroxyphenoxy]-2,3-dihydroxy-6-[(propylamino)carbonyl]phenyl]thio]-1,3,4-thiadiazol-2-yl]thio]-, methyl est and "Coupler 3": 1-((dodecyloxy)carbonyl) ethyl(3-chloro-4-((3-(2-chloro-  
55 4-((1-tridecanoyloxy) carbonyl)anilino)-3-oxo-2-((4)(5)(6)-(phenoxy)carbonyl)-1H-benzotriazol-1-yl)-propanoyl)amino))benzoate;

(3) an interlayer containing fine metallic silver;

(4) a triple-coat magenta pack with a fast magenta layer containing "Coupler 4": Benzamide, 3-((2-(2,4-bis(1,1-dimethylpropyl)phenoxy)-1-oxobutyl)amino)-N-(4,5-dihydro-5-oxo-1-(2,4,6-trichlorophenyl)-1H-pyrazol-3-yl)-, "Coupler 5": Benzamide, 3-((2-(2,4-bis(1,1-dimethylpropyl)phenoxy)-1-oxobutyl)amino)-N-(4',5'-dihydro-5'-oxo-1'-(2,4,6-trichlorophenyl) (1,4'-bi-1H-pyrazol)-3'-yl)-, "Coupler 6": Carbamic acid, (6-(((3-(dodecyloxy)propyl) amino)carbonyl)-5-hydroxy-1-naphthalenyl)-, 2-methylpropyl ester, "Coupler 7": Acetic acid, ((2-(((3-(dodecyloxy)propyl)amino) carbonyl)-4-hydroxy-8-(((2-methylpropoxy)carbonyl) amino)-1-naphthalenyl)oxy)ethylthio)-, and "Coupler 8" Benzamide, 3-((2-(2,4-bis(1,1-dimethylpropyl)phenoxy)-1-oxobutyl)amino)-N-(4,5-dihydro-4-((4-methoxyphenyl) azo)-5-oxo-1-(2,4,6-trichlorophenyl)-1H-pyrazol-3-yl)-; a mid-magenta layer and a slow magenta layer each containing "Coupler 9": 2-Propenoic acid, butyl ester, styrene, 2:1:1 polymer with (N[1-(2,4,6-trichlorophenyl)-4,5-dihydro-5-oxo-1H-pyrazol-3-yl]-2-methyl-2-propenamido)<sub>2</sub> and "Coupler 10": Tetradecanamide, N-(4-chloro-3-(((4-((2,2-dimethyl-1-oxopropyl) amino)phenyl)azo)-4,5-dihydro-5-oxo-1-(2,4,6-trichlorophenyl)-1H-pyrazol-3-yl)amino)phenyl)-, in addition to Couplers 3 and 8;

(5) an interlayer;

(6) a triple-coat cyan pack with a fast cyan layer containing Couplers 6 and 7; a mid-cyan containing Coupler 6 and "Coupler 11": 2,7-Naphthalenedisulfonic acid, 5-(acetylamino)-3-(((4-(2-(((3-(2,4-bis(1,1-dimethylpropyl)phenoxy) propyl)amino)carbonyl)-4-hydroxy-1-naphthalenyl) oxy)ethoxy)phenyl)azo)-4-hydroxy-, disodium salt; and a slow cyan layer containing Couplers 2 and 6;

(7) an undercoat layer containing Coupler 8; and

(8) an antihalation layer.

In a color paper format, the magenta coupler of the invention may suitably be used to replace all or a part of the magenta coupler in a photographic element such as one comprising a support bearing the following from top to bottom:

(1) one or more overcoats;

(2) a cyan layer containing "Coupler 1": Butanamide, 2-(2,4-bis(1,1-dimethylpropyl)phenoxy)-N-(3,5-dichloro-2-hydroxy-4-methylphenyl)-, "Coupler 2": Acetamide, 2-(2,4-bis(1,1-dimethylpropyl)phenoxy)-N-(3,5-dichloro-2-hydroxy-4-, and UV Stabilizers: Phenol, 2-(5-chloro-2H-benzotriazol-2-yl)-4,6-bis(1,1-dimethylethyl)-; Phenol, 2-(2H-benzotriazol-2-yl)-4-(1,1-dimethylethyl)-; Phenol, 2-(2H-benzotriazol-2-yl)-4-(1,1-dimethylethyl)-6-(1-methylpropyl)-; and Phenol, 2-(2H-benzotriazol-2-yl)-4,6-bis(1,1-dimethylpropyl)- and a poly(t-butylacrylamide) dye stabilizer;

(3) an interlayer;

(4) a magenta layer containing "Coupler 3": Octanamide, 2-[2,4-bis(1,1-dimethylpropyl)phenoxy]-N-[2-(7-chloro-6-methyl-1H-pyrazolo[1,5-b] [1,2,4]triazol-2-yl)propyl]- together with 1,1'-Spirobi(1H-indene), 2,2',3,3'-tetrahydro-3,3,3',3'-tetramethyl-5,5',6,6'-tetrapropoxy-;

(5) an interlayer; and

(6) a yellow layer containing "Coupler 4": 1-Imidazolidineacetamide, N-(5-((2-(2,4-bis(1,1-dimethylpropyl)phenoxy)-1-oxobutyl)amino)-2-chlorophenyl)-.alpha.-(2,2-dimethyl-1-oxopropyl)-4-ethoxy-2,5-dioxo-3-(phenylmethyl)-.

In a reversal medium, the magenta coupler of the invention could be used to replace all or part of the magenta coupler in a photographic element such as one comprising a support and bearing the following layers from top to bottom:

(1) one or more overcoat layers;

(2) a nonsensitized silver halide containing layer;

(3) a triple-coat yellow layer pack with a fast yellow layer containing "Coupler 1": Benzoic acid, 4-(1-(((2-chloro-5-((dodecylsulfonyl)amino)phenyl) amino)carbonyl)-3,3-dimethyl-2-oxobutoxy)-, 1-methylethyl ester; a mid yellow layer containing Coupler 1 and "Coupler 2": Benzoic acid, 4-chloro-3-[[2-[4-ethoxy-2,5-dioxo-3-(phenylmethyl)-1-imidazolidinyl]-4,4-dimethyl-1,3-dioxopentyl]amino]-, dodecylester; and a slow yellow layer also containing Coupler 2;

(4) an interlayer;

(5) a layer of fine-grained silver;

(6) an interlayer;

(7) a triple-coated magenta pack with a fast magenta layer containing "Coupler 3": 2-Propenoic acid, butyl ester, polymer with N-[1-(2,5-dichlorophenyl)-4,5-dihydro-5-oxo-1H-pyrazol-3-yl]-2-methyl-2-propenamido; "Coupler 4": Benzamide, 3-((2-(2,4-bis(1,1-dimethylpropyl)phenoxy)-1-oxobutyl)amino)-N-(4,5-dihydro-5-oxo-1-(2,4,6-trichlorophenyl)-1H-pyrazol-3-yl)-; and "Coupler 5": Benzamide, 3-(((2,4-bis(1,1-dimethylpropyl)phenoxy)acetyl)amino)-N-(4,5-dihydro-5-oxo-1-(2,4,6-trichlorophenyl)-1H-pyrazol-3-yl)-; and containing the stabilizer 1,1'-Spirobi(1H-indene), 2,2',3,3'-tetrahydro-3,3,3',3'-tetramethyl-5,5',6,6'-tetrapropoxy-; and in the slow magenta layer Couplers 4 and 5 with the same stabilizer;

- (8) one or more interlayers possibly including fine-grained nonsensitized silver halide;
- (9) a triple-coated cyan pack with a fast cyan layer containing "Coupler 6": Tetradecanamide, 2-(2-cyanophenoxy)-N-(4-((2,2,3,3,4,4,4-heptafluoro-1-oxobutyl)amino)-3-hydroxyphenyl)-; a mid cyan containing "Coupler 7": Butanamide, N-(4-((2-(2,4-bis(1,1-dimethylpropyl)phenoxy)-1-oxobutyl)amino)-2-hydroxyphenyl)-2,2,3,3,4,4,4-heptafluoro- and "Coupler 8": Hexanamide, 2-(2,4-bis(1,1-dimethylpropyl)phenoxy)-N-(4-((2,2,3,3,4,4,4-heptafluoro-1-oxobutyl)amino)-3-hydroxyphenyl)-;
- (10) one or more interlayers possibly including fine-grained nonsensitized silver halide; and
- (11) an antihalation layer.

The couplers may also be used in association with materials that accelerate or otherwise modify the processing steps e.g. of bleaching or fixing to improve the quality of the image. Bleach accelerators described in EP 193,389; EP 301,477; U.S. 4,163,669; U.S. 4,865,956; and U.S. 4,923,784 are particularly useful. Also contemplated is use of the coupler in association with nucleating agents, development accelerators or their precursors (UK Patent 2,097,140; U.K. Patent 2,131,188); electron transfer agents (U.S. 4,859,578; U.S. 4,912,025); antifogging and anti color-mixing agents such as derivatives of hydroquinones, aminophenols, amines, gallic acid; catechol; ascorbic acid; hydrazides; sulfonamidophenols; and non color-forming couplers.

The couplers may also be used in combination with filter dye layers comprising colloidal silver sol or yellow and/or magenta filter dyes, either as oil-in-water dispersions, latex dispersions or as solid particle dispersions. Additionally, they may be used with "smearing" couplers (e.g. as described in U.S. 4,366,237; EP 96,570; U.S. 4,420,556; and U.S. 4,543,323.) Also, the couplers may be blocked or coated in protected form as described, for example, in Japanese Application 61/258,249 or U.S. 5,019,492.

The coupler may further be used in combination with image-modifying compounds such as "Developer Inhibitor-Releasing" compounds (DIR's). DIR's useful in conjunction with the couplers of the invention are known in the art and examples are described in U.S. Patent Nos. 3,137,578; 3,148,022; 3,148,062; 3,227,554; 3,384,657; 3,379,529; 3,615,506; 3,617,291; 3,620,746; 3,701,783; 3,733,201; 4,049,455; 4,095,984; 4,126,459; 4,149,886; 4,150,228; 4,211,562; 4,248,962; 4,259,437; 4,362,878; 4,409,323; 4,477,563; 4,782,012; 4,962,018; 4,500,634; 4,579,816; 4,607,004; 4,618,571; 4,678,739; 4,746,600; 4,746,601; 4,791,049; 4,857,447; 4,865,959; 4,880,342; 4,886,736; 4,937,179; 4,946,767; 4,948,716; 4,952,485; 4,956,269; 4,959,299; 4,966,835; 4,985,336 as well as in patent publications GB 1,560,240; GB 2,007,662; GB 2,032,914; GB 2,099,167; DE 2,842,063; DE 2,937,127; DE 3,636,824; DE 3,644,416 as well as the following European Patent Publications: 272,573; 335,319; 336,411; 346, 899; 362, 870; 365,252; 365,346; 373,382; 376,212; 377,463; 378,236; 384,670; 396,486; 401,612; 401,613.

Such compounds are also disclosed in "Developer-Inhibitor-Releasing (DIR) Couplers for Color Photography," C.R. Barr, J.R. Thirtle and P.W. Vittum in *Photographic Science and Engineering*, Vol. 13, p. 174 (1969), incorporated herein by reference. Generally, the developer inhibitor-releasing (DIR) couplers include a coupler moiety and an inhibitor coupling-off moiety (IN). The inhibitor-releasing couplers may be of the time-delayed type (DIAR couplers) which also include a timing moiety or chemical switch which produces a delayed release of inhibitor. Examples of typical inhibitor moieties are: oxazoles, thiazoles, diazoles, triazoles, oxadiazoles, thiadiazoles, oxathiazoles, thiatriazoles, benzotriazoles, tetrazoles, benzimidazoles, indazoles, isoindazoles, mercaptotetrazoles, selenotetrazoles, mercaptobenzothiazoles, selenobenzothiazoles, mercaptobenzoxazoles, selenobenzoxazoles, mercaptobenzimidazoles, selenobenzimidazoles, benzodiazoles, mercaptooxazoles, mercaptothiadiazoles, mercaptothiazoles, mercaptotriazoles, mercaptooxadiazoles, mercaptodiazoles, mercaptooxathiazoles, telleurotetrazoles or benzisodiazoles. In a preferred embodiment, the inhibitor moiety or group is selected from the following formulas:

45

50

55

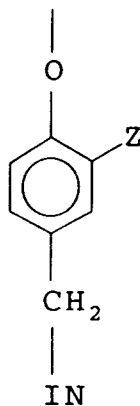


groups utilizing ester hydrolysis (German Patent Application (OLS) No. 2,626,315; groups utilizing the cleavage of imino ketals (U.S. 4,546,073); groups that function as a coupler or reducing agent after the coupler reaction (U.S. 4,438,193; U.S. 4,618,571) and groups that combine the features describe above. It is typical that the timing group or moiety is of one of the formulas:

5

10

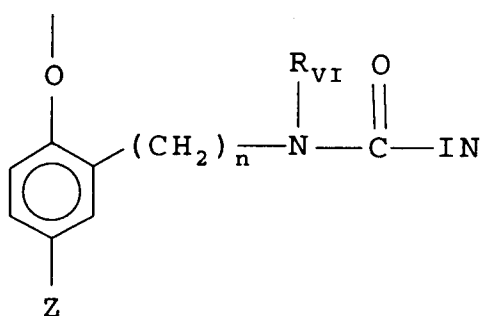
15



20

25

30



35

wherein IN is the inhibitor moiety, Z is selected from the group consisting of nitro, cyano, alkylsulfonyl; sulfamoyl (-SO<sub>2</sub>NR<sub>2</sub>); and sulfonamido (-NRSO<sub>2</sub>R) groups; n is 0 or 1; and R<sub>VI</sub> is selected from the group consisting of substituted and unsubstituted alkyl and phenyl groups. The oxygen atom of each timing group is bonded to the coupling-off position of the respective coupler moiety of the DIAR.

Suitable developer inhibitor-releasing couplers for use in the present invention include, but are not limited to, the following:

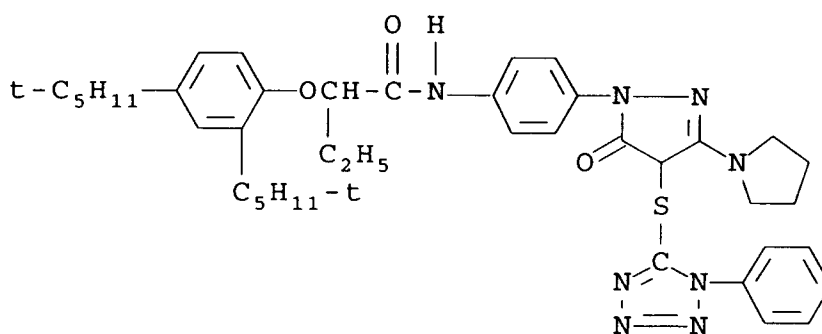
40

45

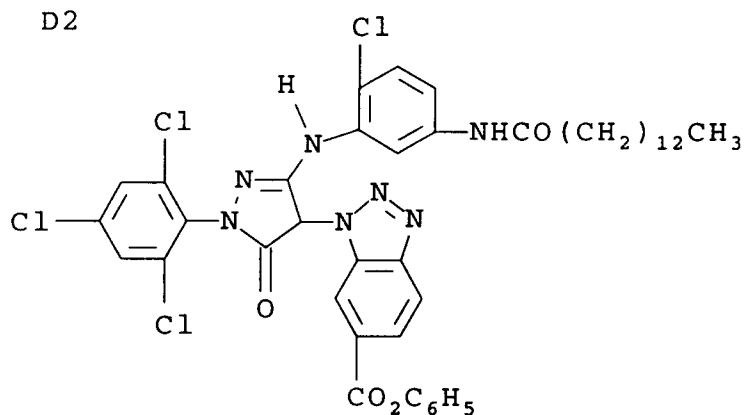
50

55

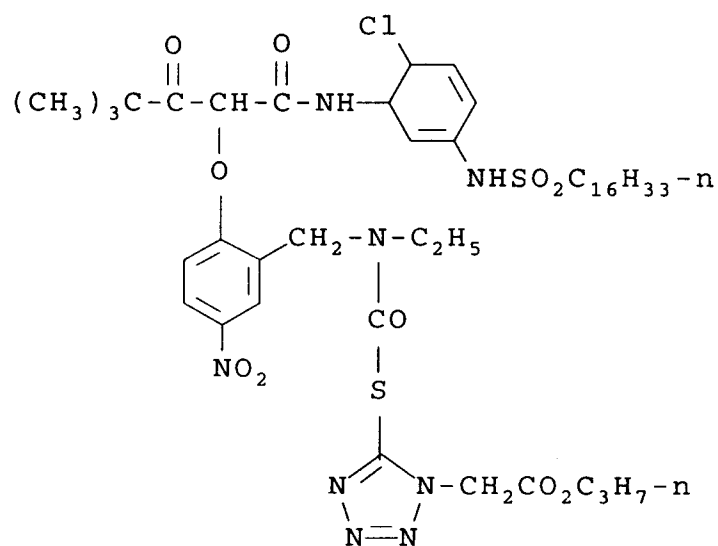
D1

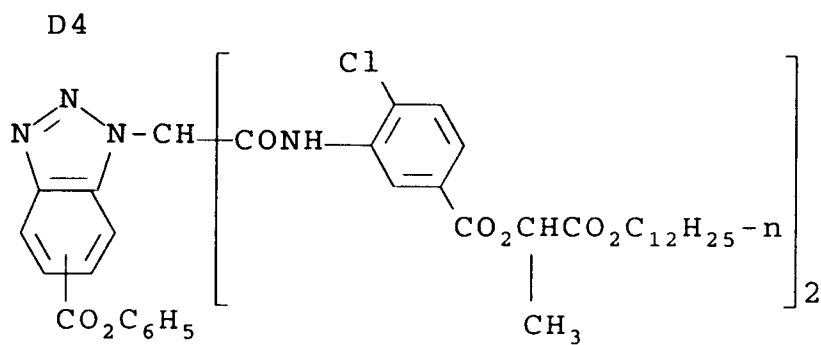


D2

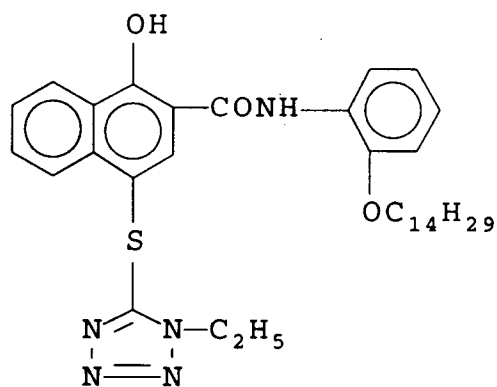


D3

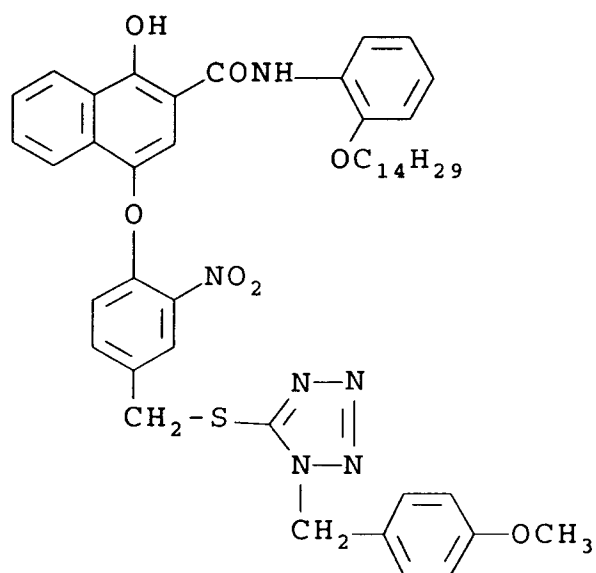




D5



D6



D7

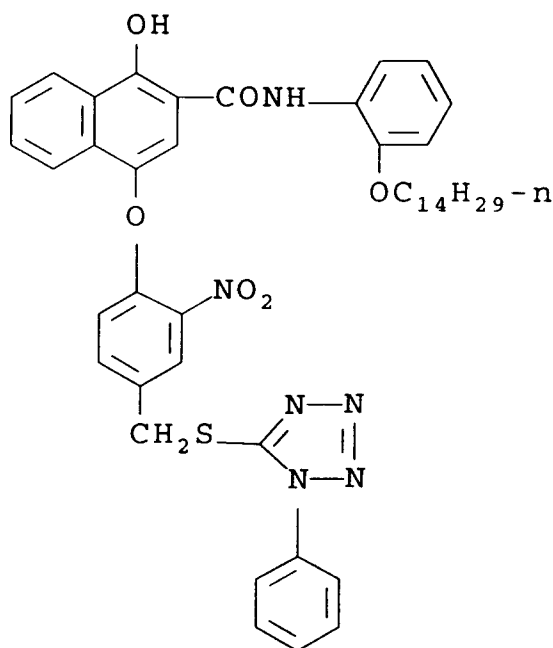
5

10

15

20

25



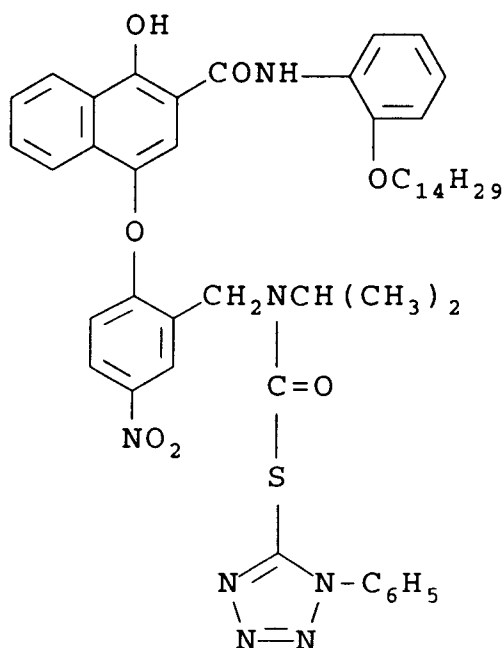
D8

30

35

40

45



50 It is also contemplated that the concepts of the present invention may be employed to obtain reflection color prints as described in Research Disclosure, November 1979, Item 18716, available from Kenneth Mason Publications, Ltd, Dudley Annex, 12a North Street, Emsworth, Hampshire P0101 7DQ, England, incorporated herein by reference. Materials of the invention may be coated on pH adjusted support as described in U.S. 4,917,994; with epoxy solvents (EP 0 164 961); with nickel complex stabilizers (U.S. 4,346,165; U.S. 4,540,653 and U.S. 4,906,559 for example); with ballasted chelating agents such as those in U.S. 4,994,359 to reduce sensitivity to polyvalent cations such as calcium; and with stain reducing compounds such as described in U.S. 5,068,171 and U.S. 5,096,805. Other compounds useful in combination with the invention are disclosed in Japanese Published Applications 83-09,959; 83-62,586; 90-072,629,

90-072,630; 90-072,632; 90-072,633; 90-072,634; 90-077,822; 90-078,229; 90-078,230; 90-079,336; 90-079,338; 90-079,690; 90-079,691; 90-080,487; 90-080,489; 90-080,490; 90-080,491; 90-080,492; 90-080,494; 90-085,928; 90-086,669; 90-086,670; 90-087,361; 90-087,362; 90-087,363; 90-087,364; 90-088,096; 90-088,097; 90-093,662; 90-093,663; 90-093,664; 90-093,665; 90-093,666; 90-093,668; 90-094,055; 90-094,056; 90-101,937; 90-103,409; 90-151,577.

Especially useful in this invention are tabular grain silver halide emulsions. Specifically contemplated tabular grain emulsions are those in which greater than 50 percent of the total projected area of the emulsion grains are accounted for by tabular grains having a thickness of less than 0.3 micron (0.5 micron for blue sensitive emulsion) and an average tabularity (T) of greater than 25 (preferably greater than 100), where the term "tabularity" is employed in its art recognized usage as

$$T = ECD/t^2$$

where

ECD is the average equivalent circular diameter of the tabular grains in microns and  
t is the average thickness in microns of the tabular grains.

The average useful ECD of photographic emulsions can range up to about 10 microns, although in practice emulsion ECD's seldom exceed about 4 microns. Since both photographic speed and granularity increase with increasing ECD's, it is generally preferred to employ the smallest tabular grain ECD's compatible with achieving aim speed requirements.

Emulsion tabularity increases markedly with reductions in tabular grain thickness. It is generally preferred that aim tabular grain projected areas be satisfied by thin ( $t < 0.2$  micron) tabular grains. To achieve the lowest levels of granularity it is preferred that aim tabular grain projected areas be satisfied with ultrathin ( $t < 0.06$  micron) tabular grains. Tabular grain thicknesses typically range down to about 0.02 micron. However, still lower tabular grain thicknesses are contemplated. For example, Daubendiek et al U.S. Patent 4,672,027 reports a 3 mole percent iodide tabular grain silver bromiodide emulsion having a grain thickness of 0.017 micron.

As noted above tabular grains of less than the specified thickness account for at least 50 percent of the total grain projected area of the emulsion. To maximize the advantages of high tabularity it is generally preferred that tabular grains satisfying the stated thickness criterion account for the highest conveniently attainable percentage of the total grain projected area of the emulsion. For example, in preferred emulsions tabular grains satisfying the stated thickness criteria above account for at least 70 percent of the total grain projected area. In the highest performance tabular grain emulsions tabular grains satisfying the thickness criteria above account for at least 90 percent of total grain projected area.

Suitable tabular grain emulsions can be selected from among a variety of conventional teachings, such as those of the following: *Research Disclosure*, Item 22534, January 1983, published by Kenneth Mason Publications, Ltd., Emsworth, Hampshire P010 7DD, England; U.S. Patent Nos. 4,439,520; 4,414,310; 4,433,048; 4,643,966; 4,647,528; 4,665,012; 4,672,027; 4,678,745; 4,693,964; 4,713,320; 4,722,886; 4,755,456; 4,775,617; 4,797,354; 4,801,522; 4,806,461; 4,835,095; 4,853,322; 4,914,014; 4,962,015; 4,985,350; 5,061,069 and 5,061,616.

The emulsions can be surface-sensitive emulsions, i.e., emulsions that form latent images primarily on the surfaces of the silver halide grains, or internal latent images predominantly in the interior of the silver halide grains. The emulsions can be negative-working emulsions, such as surface-sensitive emulsions or unfogged internal latent image-forming emulsions, or direct-positive emulsions of the unfogged, internal latent image-forming type, which are positive-working when development is conducted with uniform light exposure or in the presence of a nucleating agent.

Photographic elements can be exposed to actinic radiation, typically in the visible region of the spectrum, to form a latent image and then processed to form a visible dye image. Processing to form a visible dye image includes the step of contacting the element with a color developing agent to reduce developable silver halide and oxidize the color developing agent. Oxidized color developing agent in turn reacts with the coupler to yield a dye.

With negative-working silver halide, the processing step described above provides a negative image. The described elements can be processed in the known C-41 color process as described in, for example, the British Journal of Photography Annual of 1982, pages 209 - 211 and 1988, pages 191-198 or in known processes for processing color photographic papers, such as the known RA-4 process of Eastman Kodak Company. The described elements are optionally processed in the known color processes for processing color print papers, such as the processes described in the British Journal of Photography Annual of 1988, pages 198-199. To provide a positive (or reversal) image, the color development step can be preceded by

development with a non-chromogenic developing agent to develop exposed silver halide, but not form dye, and then uniformly fogging the element to render unexposed silver halide, but not form dye, and then uniformly fogging the element to render unexposed silver halide developable. Alternatively, a direct positive emulsion can be employed to obtain a positive image.

5 Development is followed by the conventional steps of bleaching, fixing, or bleach-fixing, to remove silver or silver halide, washing, and drying.

The following examples further illustrate the invention.

Pyrazolotriazole couplers as described are prepared by general methods of synthesis described in the art, such as in U.S. Patent No. 4,540,654. An illustrative scheme is as follows:

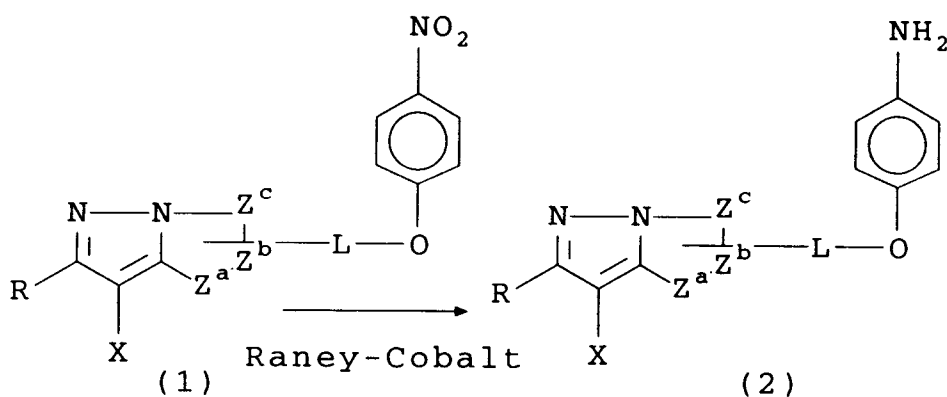
10

Scheme I

15

20

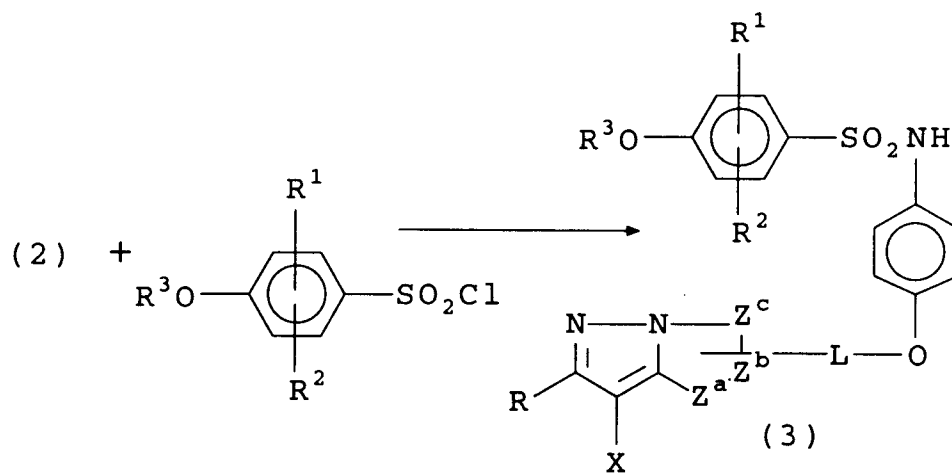
25



30

35

40

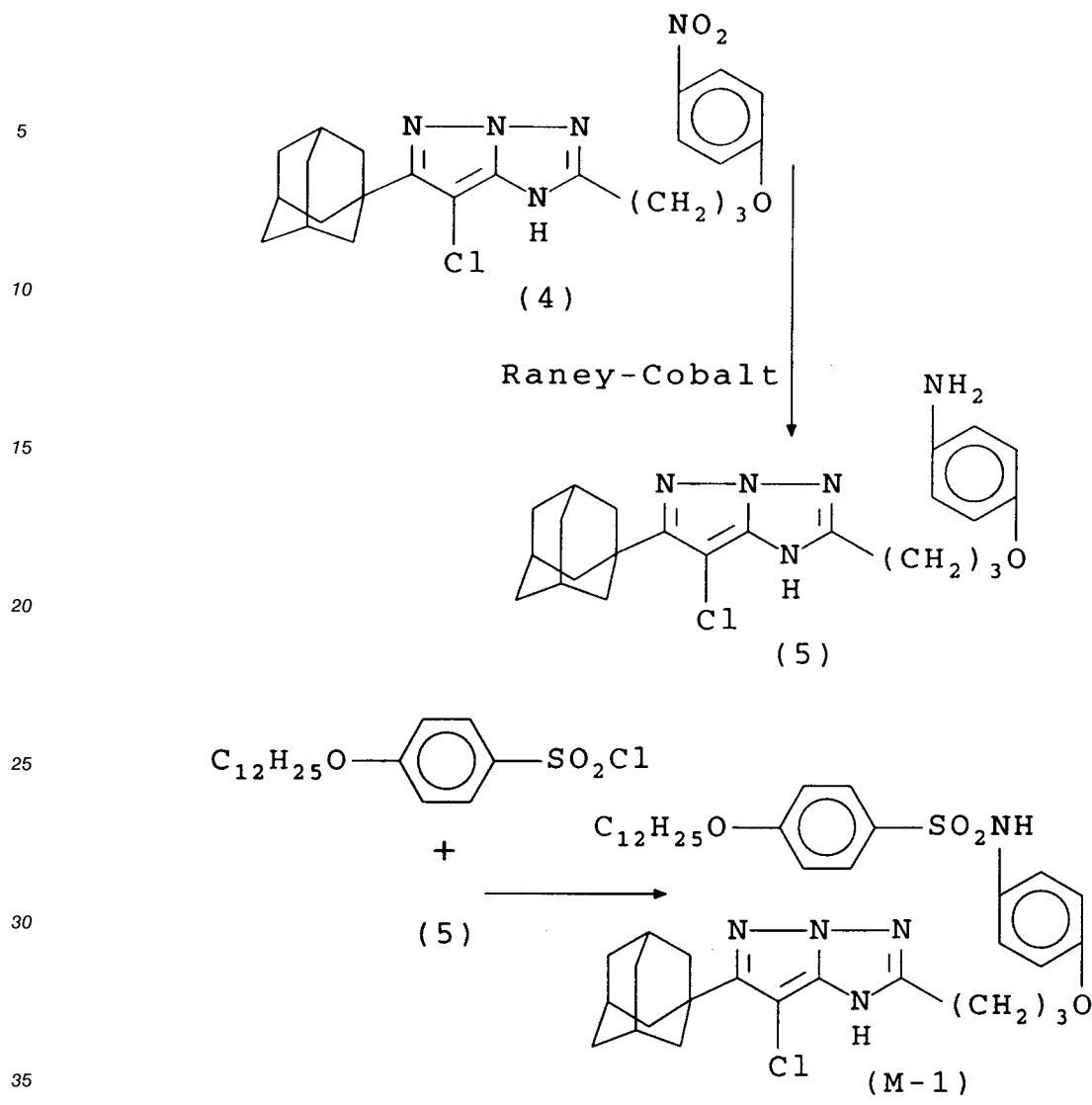


45 Synthesis Example - Coupler M-1

An example of synthesis of a coupler as described is as follows:

50

55



Preparation of Photographic Elements

40

45

Dispersions of the couplers were prepared in the following manner: The quantities of each component are found in Table I. In one vessel the coupler, stabilizer (2, 2',3, 3'-tetrahydro-3, 3, 3', 3'-tetramethyl-5, 5', 6, 6'-tetrapropoxy-1, 1'-spirobi[1H-indene]), coupler solvent, and ethyl acetate were combined and warmed to dissolve. In a second vessel, gelatin, Alkanol XC™ (surfactant and Trademark of E. I. DuPont Co., USA) and water were combined and warmed to about 40°C. The two mixtures were mixed together and passed three times through a Gaulin colloid mill. The ethyl acetate was removed by evaporation and water was added to restore the original weight after milling.

50

55

EP 0 602 752 A1

Table I

Dispersion Number	Coupler Number	Coupler Solvent	Coupler Grams	Stabilizer Grams	Coupler Solvent Grams	Ethyl Acetate Grams	Grams of Water
1	C-1	CS-1	0.618	0.309	0.927	1.854	11.82
2	C-1	CS-2	0.618	0.309	0.927	1.854	11.82
3	C-1	CS-3	0.618	0.309	0.927	1.854	11.82
4	C-1	CCS-1	0.618	0.309	0.927	1.854	11.82
5	C-1	CCS-2	0.618	0.309	0.927	1.854	11.82
6	C-1	CCS-3	0.618	0.309	0.927	1.854	11.82
7	M-2	CS-1	0.849	0.824	1.273	2.545	10.43
8	M-2	CS-2	0.849	0.824	1.273	2.545	10.43
9	M-2	CS-3	0.849	0.824	1.273	2.545	10.43
10	M-2	CCS-1	0.849	0.824	1.273	2.545	10.43
11	M-2	CCS-3	0.849	0.824	1.273	2.545	10.43
12	M-3	CS-1	0.945	0.473	1.417	2.834	9.86
13	M-3	CS-2	0.945	0.473	1.417	2.834	9.86
14	M-3	CS-3	0.945	0.473	1.417	2.834	9.86
15	M-3	CCS-1	0.945	0.473	1.417	2.834	9.86
16	M-3	CCS-3	0.945	0.473	1.417	2.834	9.86
17	M-4	CS-1	0.786	0.262	2.095	2.357	10.03
18	M-4	CS-2	0.786	0.262	2.095	2.357	10.03
19	M-4	CCS-1	0.786	0.262	2.095	2.357	10.03
20	C-1	CS-1	0.618	0.206	1.030	1.854	11.82

55

EP 0 602 752 A1

21	C-1	CS-3	0.618	0.206	1.030	1.85 4	11.8 2
22	C-1	CCS-3	0.618	0.206	1.030	1.85 4	11.8 2

Note: Each dispersion sample also contained 16.20g of gelatin (12.5%) and 2.03g of Alkanol XC (10%).

The photographic elements were prepared by coating the following layers in the order listed on a resin-coated paper support:

1st Layer

Gelatin	3.23 g/m <sup>2</sup>
---------	-----------------------

2nd Layer

Gelatin	1.61 g/m <sup>2</sup>
Coupler Dispersion	4.3 x 10 <sup>-7</sup>

3rd Layer

Gelatin	1.33 g/m <sup>2</sup>
2-(2H-benzotriazol-2-yl)-4,6-bis-(1,1-dimethylpropyl) phenol	0.73 g/m <sup>2</sup>
Tinuvin 326 <sup>tm</sup> (Ciba Geigy)	0.13 g/m <sup>2</sup>

4th Layer

Gelatin	1.40 g/m <sup>2</sup>
Bis(vinylsulfonylmethyl)ether	0.14 g/m <sup>2</sup>

Exposing and Processing of Photographic Elements:

The photographic elements were given stepwise exposures to green light and processed as follows at 35 °C:

Developer	45 seconds
Bleach-Fix	45 seconds
Wash (running water)	90 seconds

The developer and bleach-fix were of the following compositions:

Developer

5	Triethanolamine	12.41 g
	Blankophor REU™ (Mobay Corp.)	2.30 g
	Lithium polystyrene sulfonate (30%)	0.30 g
	N,N-Diethylhydroxylamine (85%)	5.40 g
	Lithium sulfate	2.70 g
10	N-{2-[(4-amino-3-methylphenyl)ethylamino] ethyl}-methanesulfonamide, sesquisulfate	5.00 g
	1-Hydroxyethyl-1,1-diphosphonic acid (60%)	0.81 g
	Potassium carbonate, anhydrous	21.16 g
	Potassium chloride	1.60 g
	Potassium bromide	7.00 g
15	Water to make	1.00 L
pH @ 26.7 ° C adjusted to 10.4 +/- 0.05		

Bleach-Fix

20

25	Solution of Ammonium thiosulfate (56.4%) plus Ammonium sulfite (4%)	127.40 g
	Sodium metabisulfite	10.00 g
	Acetic acid (glacial)	10.20 g
	Solution of Ammonium ferric ethylenediaminetetraacetate (44%) + Ethylenediaminetetraacetic acid (3.5%)	110.40 g
30	Water to make	1.00 L
pH @ 26.7 ° C adjusted to 6.7		

Comparison Example:

35

The following materials are used as comparison to illustrate the improvement in dye light stability achieved with the couplers of the present invention.

40

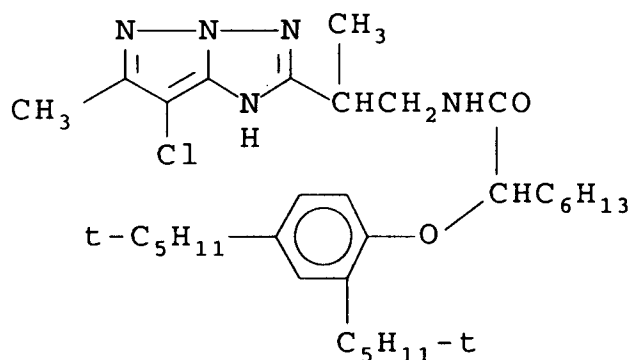
45

50

55

Comparative Coupler C-1:

5



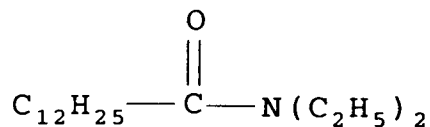
10

15

Comparative Coupler Solvents:

20

CCS-1

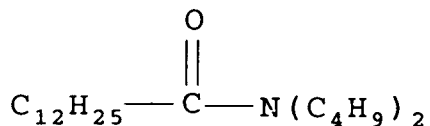


25

N,N-diethyldodecanamide

30

CCS-2

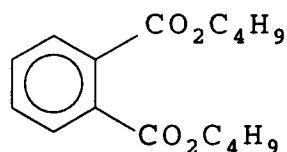


35

N,N-dibutyldodecanamide

40

CCS-3



45

50

Dibutyl phthalate

Photographic Tests

55

Magenta dyes were formed upon processing. The processed coatings were then illuminated by simulated daylight at 50 klux for periods of 2,4, and 6 weeks. The green densities were monitored and the time in weeks required for 30% density loss from an initial density of 1.0 (T30) was calculated. These data are found in Table II. The data were obtained from several experiments, separated by the double horizontal

lines in Table II.

Table II

Example Number	Dispersion Number	Coupler Number	Coupler Solvent	Example Purpose	T30 (Weeks)
1	1	C-1	CS-1	Comparative	2.68

5

10

15

20

25

30

35

40

45

50

55

5	2	2	C-1	CS-2	Comparative	2.42
	3	3	C-1	CS-3	Comparative	2.54
10	4	4	C-1	CCS-1	Comparative	1.82
	5	5	C-1	CCS-2	Comparative	2.24
15	6	20	C-1	CS-1	Comparative	2.98
	7	21	C-1	CS-3	Comparative	2.73
20	8	22	C-1	CCS-3	Comparative	2.06
	9	7	M-2	CS-1	Invention	5.53
25	10	8	M-2	CS-2	Invention	8.53
	11	9	M-2	CS-3	Invention	9.25
	12	10	M-2	CCS-1	Comparative	3.83
30	13	7	M-2	CS-1	Invention	5.89
	14	9	M-2	CS-3	Invention	6.97
	15	11	M-2	CCS-3	Comparative	4.07
35	16	12	M-3	CS-1	Invention	4.84
	17	13	M-3	CS-2	Invention	7.27
40	18	14	M-3	CS-3	Invention	4.34
	19	15	M-3	CCS-1	Comparative	2.44
45	20	16	M-3	CCS-3	Comparative	4.08
	21	17	M-4	CS-1	Invention	3.12
	22	18	M-4	CS-2	Invention	3.90
50	23	19	M-4	CCS-1	Comparative	2.77

The data in table II show that the combination of the invention produces light stability heretofore unknown. The comparisons with a coupler not containing the fully substituted carbon at the 6-position gave a T-30 of less than 3. Those comparisons using coupler solvents outside the invention exhibit values ranging from 2.4 to about 4.1. In comparison, the invention solvent yields stabilities ranging up to 9.3 with values in all instances better than the corresponding photographic element without the solvent of the

invention.

The invention has been described in detail with particular reference to the preferred embodiments thereof, but, it will be understood that variations and modifications can be effected within the spirit and scope of the invention.

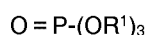
5

### Claims

1. A photographic element comprising a support bearing at least one photographic silver halide emulsion layer associated with a dye-forming bicyclic pyrazolo-based coupler, a high-boiling phosphate solvent, and a stabilizer, and wherein the coupler has a fully substituted carbon at the 6-position.

10

2. A photographic element as in Claim 1 wherein the phosphate solvent is represented by Formula (I):

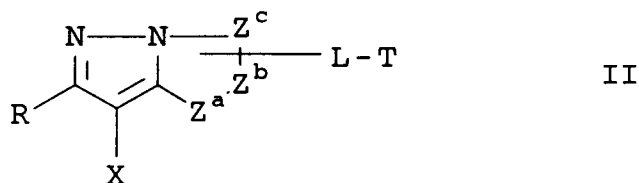


15

wherein each R<sup>1</sup> is independently a substituted or unsubstituted alkyl or aryl group.

3. A photographic element as in Claim 1 or 2 wherein the coupler is represented by Formula (II):

20



25

wherein:

R is a fully substituted carbon;

30

L is a divalent linking group connecting the ballast containing group T to the ring;

T is a ballast group;

X is hydrogen or a coupling-off group; and

35

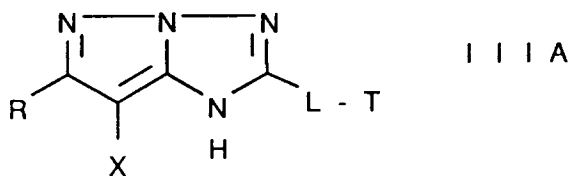
Z<sup>a</sup>, Z<sup>b</sup> and Z<sup>c</sup> are independently selected from the group consisting of a substituted or unsubstituted methine group, =N-, =C- or -NH-, provided that one of either the Z<sup>a</sup>-Z<sup>b</sup> bond or the Z<sup>b</sup>-Z<sup>c</sup> bond is a double bond and the other is a single bond, and when the Z<sup>b</sup>-Z<sup>c</sup> bond is a carbon-carbon double bond, it may form part of an aromatic ring, and wherein at least one of Z<sup>a</sup>, Z<sup>b</sup> and Z<sup>c</sup> represents a methine group connected with the group L.

4. A photographic element as in Claim 3 wherein T contains at least 8 carbon atoms.

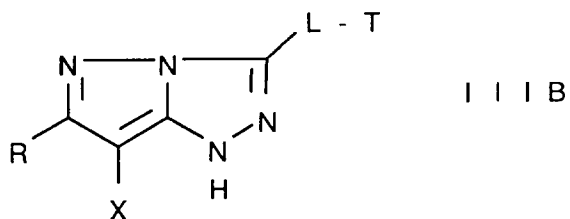
40

5. A photographic element as in Claim 3 or 4 wherein the coupler has the formula (IIIA) or (IIIB):

45



50



55

wherein the variables R, X, L, and T are as defined in Claim 3.

EP 0 602 752 A1

6. A photographic element as in any of Claims 3-5 wherein L is a substituted or unsubstituted alkylene, arylene, or aryloxylylene group.
- 5 7. A photographic element as in any of Claims 3-6 wherein R is a t-butyl, t-octyl, t-pentyl, or adamantyl group.
8. A photographic element as in any of Claims 3-7 wherein the total carbon atoms in R, L, and T is at least 16.
- 10 9. A photographic element as in any of Claims 2-8 wherein R<sup>1</sup> is an alkyl, alkylaryl, arylaryl, or arylalkyl group, all substituted or unsubstituted.
10. A photographic element as in any of Claims 1-9 wherein the stabilizer is one of the following compounds:

15

20

25

30

35

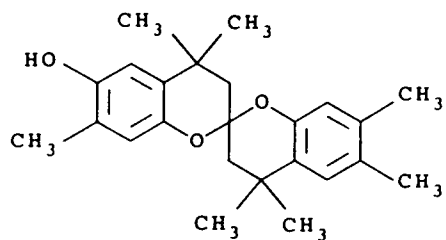
40

45

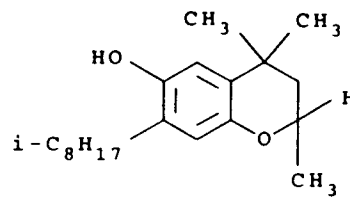
50

55

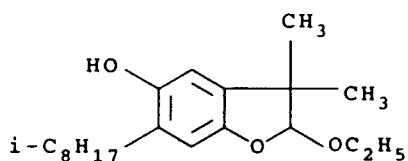
S-1



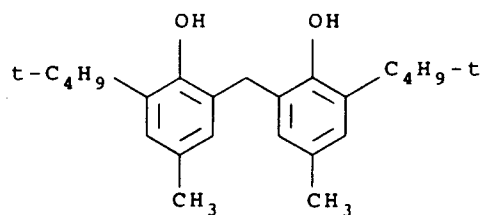
S-2



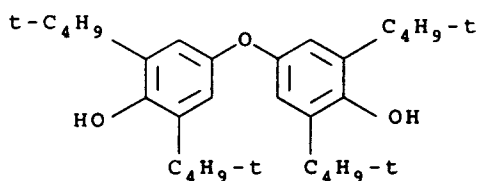
S-3



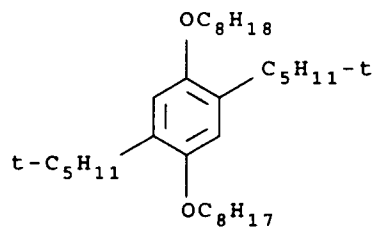
S-4



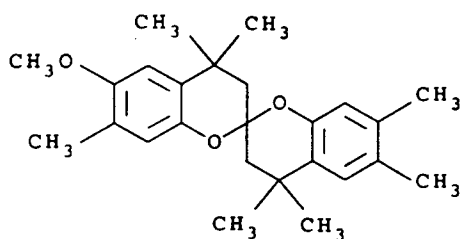
S-5



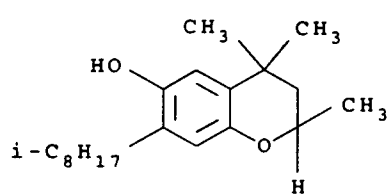
S-6



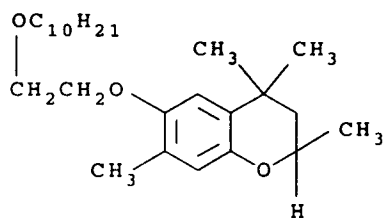
S-7



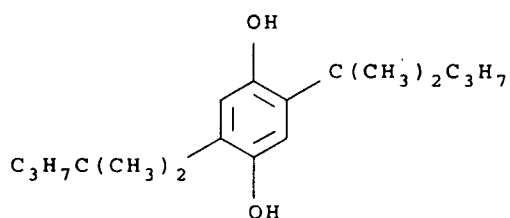
S-8

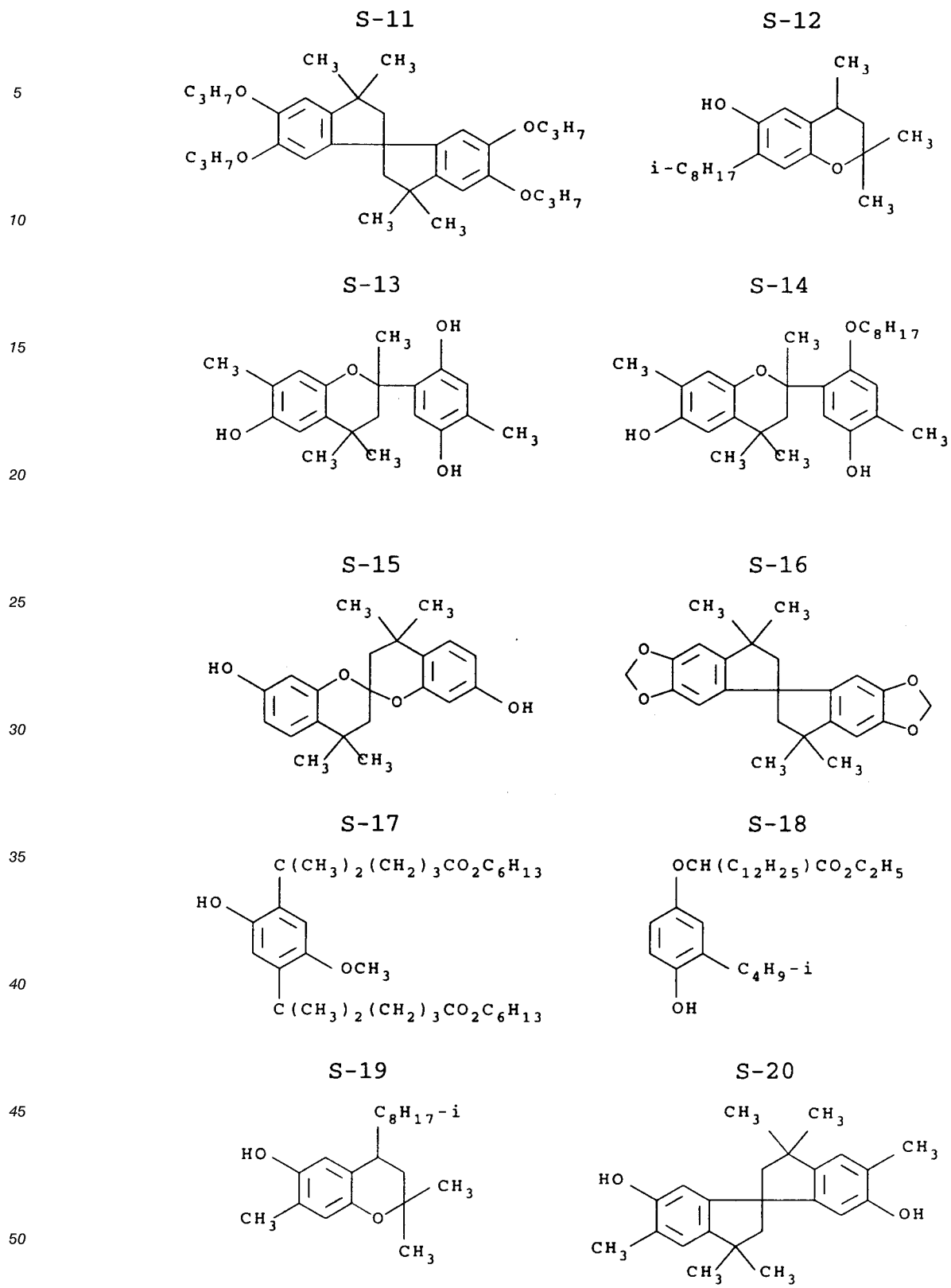


S-9



S-10





all of which may be substituted or unsubstituted.

55



European Patent  
Office

EUROPEAN SEARCH REPORT

Application Number  
EP 93 20 3551

DOCUMENTS CONSIDERED TO BE RELEVANT			
Category	Citation of document with indication, where appropriate, of relevant passages	Relevant to claim	CLASSIFICATION OF THE APPLICATION (Int.Cl.5)
X	EP-A-0 217 353 (FUJI PHOTO FILM CO., LTD) 8 April 1987 * column 1, line 4 - column 22 * * column 30, line 24 - column 30, line 28 * * column 51, line 37 - column 67, line 53 * * column 73, line 40 - column 101, line 43 * * Example 14, Samples O and P *	1-10	G03C7/38
D,X	EP-A-0 177 765 (FUJI PHOTO FILM CO., LTD) 16 April 1986 * Example 3, Sample F *	1-9	
			TECHNICAL FIELDS SEARCHED (Int.Cl.5)
			G03C
The present search report has been drawn up for all claims			
Place of search MUNICH		Date of completion of the search 24 March 1994	Examiner Markowski, V
<b>CATEGORY OF CITED DOCUMENTS</b> X : particularly relevant if taken alone Y : particularly relevant if combined with another document of the same category A : technological background O : non-written disclosure P : intermediate document		T : theory or principle underlying the invention E : earlier patent document, but published on, or after the filing date D : document cited in the application L : document cited for other reasons ..... & : member of the same patent family, corresponding document	

EPO FORM 1503 03.92 (P04C01)