

(19)



Europäisches Patentamt
European Patent Office
Office européen des brevets



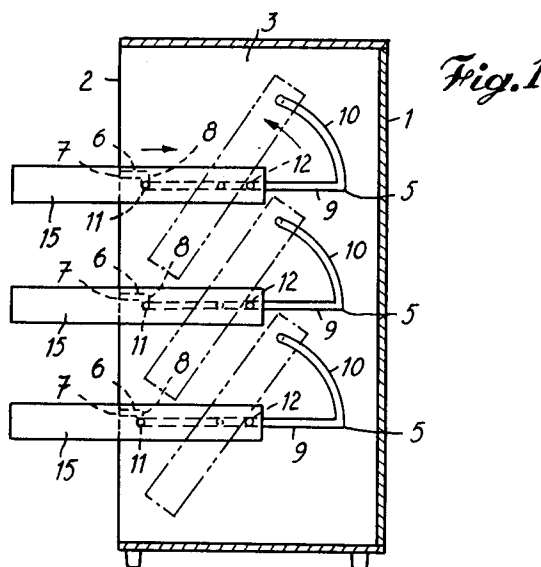
(11) Publication number:

0 658 327 A1

(12)

EUROPEAN PATENT APPLICATION(21) Application number: **94203539.5**(51) Int. Cl.⁶: **A47F 5/00, A47B 57/04,
A47B 88/18**(22) Date of filing: **06.12.94**(30) Priority: **15.12.93 BE 9301393**(43) Date of publication of application:
21.06.95 Bulletin 95/25(84) Designated Contracting States:
BE DE FR GB NL(71) Applicant: **ROTHMANS TOBACCO COMPANY
B.V.
Drentestraat, 19
NL-1083 HK Amsterdam (NL)**(72) Inventor: **Coster, Kees
Rijksstraatweg, 19
NL-2121 AA Bennebroek (NL)
Inventor: Wolswinkel, Bertus
Ekris 45
NL-3931 PV Woudenberg (NL)**(74) Representative: **Ottelohe, Jozef René
Bureau Ottelohe J.R. b.v.b.a.
Fruithoflaan, 105 Bus 3
B-2600 Antwerpen (Berchem) (BE)**(54) **Display cabinet or rack.**

(57) Display cabinet (1) with open front or open rack and provided with several drawers (15) in which articles for display and sale, such as cigarette boxes, are arranged, where the drawers (15) are arranged one at a distance from another, one above the other in the display cabinet and that means of guidance (5-11-12) are provided between each side panel (3-4) of the display cabinet (1) or rack and the adjacent side panel (13-14) of each drawer (15) for the horizontal placement and withdrawal of each drawer (15) and for placing each drawer (15) in a sloping position and maintaining it there.

**EP 0 658 327 A1**

The invention is for a display cabinet with an open front or open rack in which several drawers are provided for the display of small articles, in particular cigarette boxes.

In many tobacconists' shops there is because of the excessive supply of smoking articles offered for sale too little space for the effective display of smoking materials such as cigarette boxes or packets, so that it is essential to make the most effective use possible of all the available space. Moreover existing display cabinets are difficult to refill with smoking materials such as cigarette boxes which are arranged standing up in the drawers, so that the brand names applied to them are less easily visible.

In order to respond to this a display cabinet has been realized in accordance with the principal characteristic of the invention in which several drawers are fitted at a distance one above the other in the open front of the display cabinet and between each side panel of the display cabinet and the adjacent side panel of each drawer means of guidance have been provided for placing in a horizontal position and withdrawing each drawer and placing in a sloping position and maintaining each drawer, in which for example cigarette boxes are placed flat, so that the brand names applied to them are very easily visible.

As a result a display cabinet is provided of which the drawers can be easily and simply filled in the horizontal position with all kinds of articles such as cigarette boxes and which can afterwards be placed in a sloping position, so that not only are the articles offered for sale clearly visible but they can also be removed below from the sloping drawers without difficulty.

By way of example, and without in any way being exhaustive, a description of a preferred embodiment of the display cabinet in accordance with the invention is given below. This description refers to the attached drawing where:

fig. 1 shows a vertical cross-section through the display cabinet;

fig. 2 shows a front elevation of a drawer of the cabinet;

fig. 3 shows the display cabinet with the drawers pulled out in perspective;

fig. 4 shows the display cabinet with the drawers in the sloping position in which the articles offered for sale are displayed.

In these figures it is seen that the display cabinet 1 has an open front 2. In the inner surface of each of the two side walls 3-4 of the display cabinet 1 several guide grooves 5 are provided one above the other. Each guide groove 5 consists of a horizontal part 6, the entrance 7 to which is located on the front of the display cabinet 1, which part 6 is extended by a vertical part 8 which serves as a

striker and which changes into a horizontal part 9 which terminates in a curved section 10 which runs upwards. Two guide pins 11-12, which are attached to each of the side panels 13-14 of each drawer 15 engage in each of the two opposing guiding grooves 5. The front guide pin 11 of each set of guide pins is by preference fitted behind the mid-section of each drawer 15 so that the centre of gravity of each empty or filled drawer is always situated in front of said guide pins and each drawer can remain in place in the sloping position without difficulty, without falling back into the horizontal starting position. Each drawer 15 is provided at the front with a front panel 16 and is open or closed at the rear. The drawers are by preference made of metal and/or transparent material. Several compartments 17 of different widths can be provided in each drawer 15, depending on the dimensions of the articles displayed for sale. Instead of said compartments 17, it is also possible to arrange several cylindrical boxes with a filling and dispensing opening in the drawers in such a way that they can be removed.

In order to insert a drawer 15 in the display cabinet 1, the guide pins 11-12 of the drawer are slid into the horizontal part 6 of the guide grooves 5 and the drawer is slid into the display cabinet until the guide pins 11-12 are located in the second horizontal part 9 of said guide grooves 5. For filling a drawer 15 with for example cigarette boxes, the drawer 15 is pulled out in the horizontal position, until the front guide pins 11 of the drawer come up against the vertical striker section 8 of the guide grooves. The drawer 15 can then be filled without difficulty. Afterwards the filled drawer 15 is slid backwards into the display cabinet 1 until the rearmost guide pins 12 of the drawer strike against the curved section 10 of the guide grooves 5 and then the drawer is tilted forwards, with the result that the rearmost guide pins 12 will move upwards in aforementioned curved sections. As the centre of gravity of the drawer is still in the foremost part of the drawer regardless of whether the drawer is empty, half full or entirely full of articles, the drawer will remain in the sloping position without difficulty.

It goes without saying that the number of drawers, as well as the type and the dimensions thereof, just as the dimensions of the display cabinet or rack may differ. Furthermore it goes without saying that the nature, the form and the dimensions of the guide grooves or guide tracks and the guide pins may differ and that the guide grooves can be applied in separated slats or panels of any material whatsoever and which are fastened against the inside panels of the cabinet or rack.

Claims

1. Display cabinet (1) with open front or open rack and provided with several drawers (15) in which articles for display and sale, such as cigarette boxes, are arranged, characterized by the fact that the drawers (15) are arranged one above the other in the display cabinet and that means of guidance (5-11-12) are provided between each side panel (3-4) of the display cabinet (1) or rack and the adjacent side panel (13-14) of each drawer (15) for the horizontal placement and withdrawal of each drawer (15) and for placing each drawer (15) in a sloping position and maintaining it there. 5 10 15
2. Display cabinet in accordance with claim 1, characterized by the fact that each means of guidance consists of a groove (5) with a largely horizontal section (6-9) extended by an upwards section (10) and mounted in the inner surface of the side panels (3-4) of the display cabinet (1), and guide pins (11-12) which engage in said groove (5) and which are provided on the side panels of each drawer (15). 20 25
3. Display cabinet in accordance with claim 2, characterized by the fact that each side panel (13-14) of each drawer (15) is provided with two guide pins (11-12) one behind the other. 30
4. Display cabinet in accordance with claim 2, characterized by the fact that the guide grooves (5) consist of a horizontal section (6) the entrance (7) of which is located on the front of the display cabinet (1) for the insertion of the guide pins (11-12) of each drawer in the guide grooves, a vertical section (8) which serves as a striker for the foremost guide pins (11) of each drawer (15), a horizontal section (9) for the horizontal positioning and withdrawing of each drawer, and a curved section (10) which runs upwards in which the rear guide pins (12) move over for the inclined positioning of each drawer (15). 35 40 45
5. Display cabinet in accordance with claim 3, characterized by the fact that the foremost guide pin (11) of each set of guide pins, is located behind the central section of each drawer (15) so that the centre of gravity of the drawer lies in front of said guide pin. 50
6. Display cabinet in accordance with claim 1, characterized by the fact that each drawer (15) is transparent and closed at the front and back. 55
7. Display cabinet in accordance with claim 6, characterized by the fact that each drawer (15) is provided with compartments (17) for the display and offer for sale of articles.
8. Display cabinet in accordance with claim 6, characterized by the fact that each drawer (15) is provided with removable tubular boxes with a filling and dispensing opening, for the display and offer for sale of articles.
9. Display cabinet in accordance with claim 2, characterized by the fact that the grooves (6-10) are created in slats or panels which are attached to the internal panels of the cabinet.

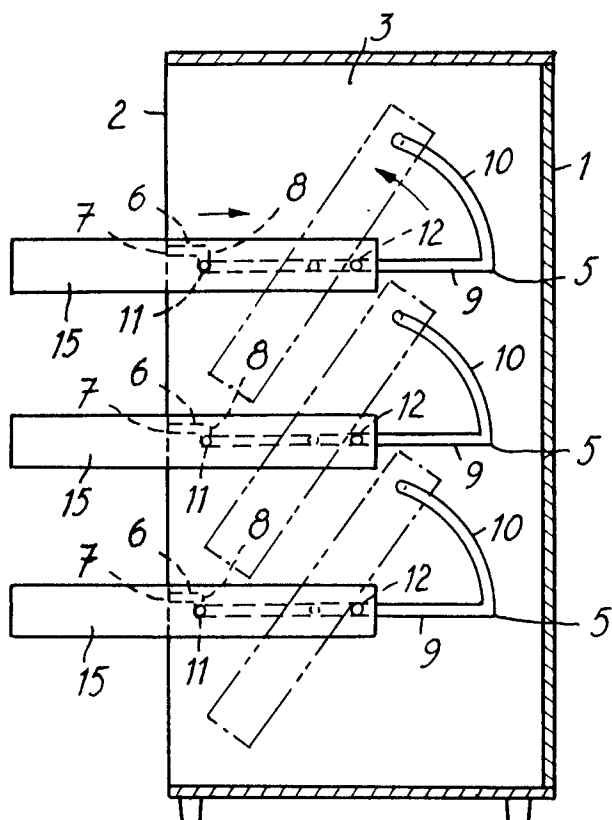


Fig. 1



Fig. 2

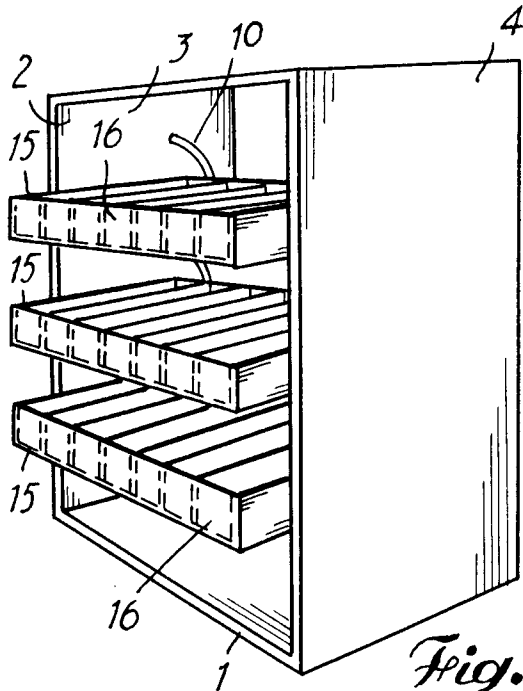


Fig. 3

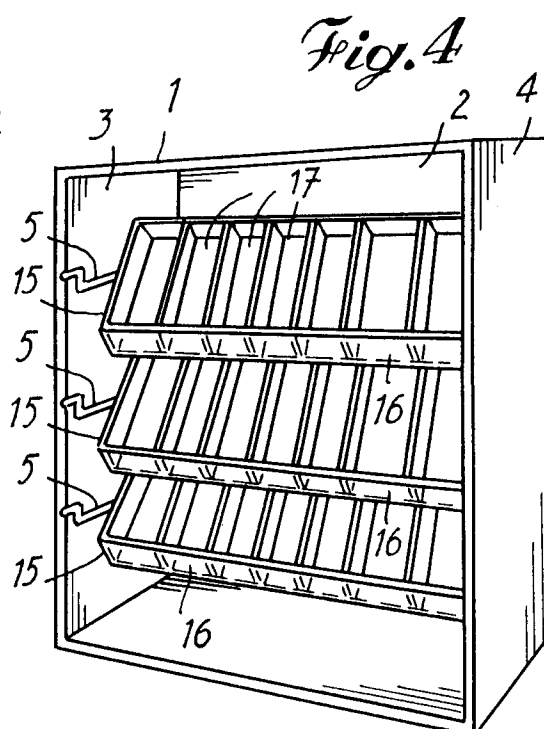


Fig. 4



European Patent
Office

EUROPEAN SEARCH REPORT

Application Number
EP 94 20 3539

DOCUMENTS CONSIDERED TO BE RELEVANT			
Category	Citation of document with indication, where appropriate, of relevant passages	Relevant to claim	CLASSIFICATION OF THE APPLICATION (Int.Cl.6)
X	US-A-2 953 254 (SCHNELLE K) * column 3, line 53 - line 65; claim 1; figures 1,3,6,10,11 * ---	1-3,6,9	A47F5/00 A47B57/04 A47B88/18
A	FR-A-2 444 432 (GENERALE ALIMENTAIRE) * claims 1-3; figure 2 * ---	6-8	
A	EP-A-0 442 398 (LINDE AKTIENGESELLSCHAFT) * claim 1; figures 1,2 * -----	1	
			TECHNICAL FIELDS SEARCHED (Int.Cl.6)
			A47F A47B
The present search report has been drawn up for all claims			
Place of search THE HAGUE		Date of completion of the search 13 March 1995	Examiner Jones, C
CATEGORY OF CITED DOCUMENTS			
X : particularly relevant if taken alone Y : particularly relevant if combined with another document of the same category A : technological background O : non-written disclosure P : intermediate document		T : theory or principle underlying the invention E : earlier patent document, but published on, or after the filing date D : document cited in the application L : document cited for other reasons & : member of the same patent family, corresponding document	