

(19)



Europäisches Patentamt  
European Patent Office  
Office européen des brevets



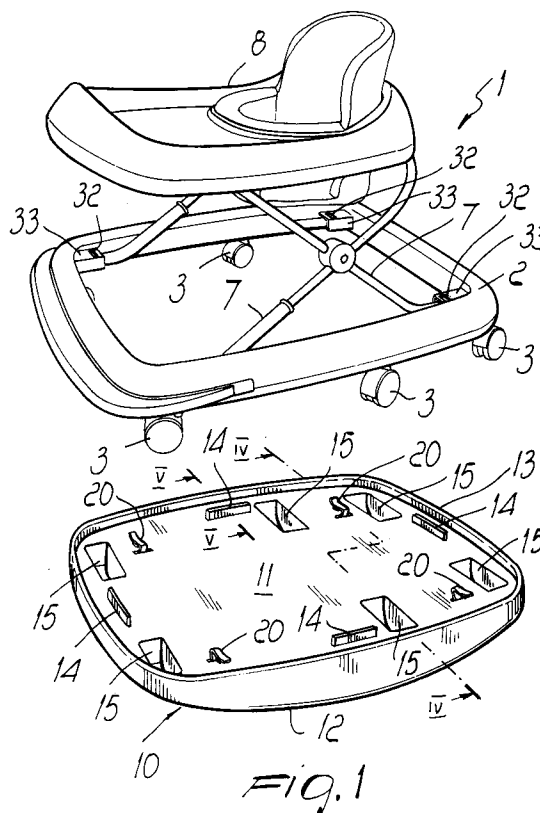
(11) Publication number:

**0 682 897 A1**

(12)

**EUROPEAN PATENT APPLICATION**(21) Application number: **95107510.0**(51) Int. Cl.<sup>6</sup>: **A47D 13/04, A47D 13/10**(22) Date of filing: **17.05.95**(30) Priority: **18.05.94 IT MI940369 U**(43) Date of publication of application:  
**22.11.95 Bulletin 95/47**(84) Designated Contracting States:  
**AT BE DE ES FR GB LU NL**(71) Applicant: **CAM IL MONDO DEL BAMBINO  
S.p.A.  
Via A. Noli Marenzi 10  
I-24060 Telgate (BG) (IT)**(72) Inventor: **Piatti, Claudio  
Via Pascoli, 10  
I-24060 Gorlago (IT)**(74) Representative: **Modiano, Guido, Dr.-Ing. et al  
Modiano & Associati S.r.l.  
Via Meravigli, 16  
I-20123 Milano (IT)**(54) **Convertible go-cart, particularly for children.**

(57) Convertible go-cart, particularly for children, comprising a base framework (2) that is mounted on castors (3) and to which a seat (8) is connected by means of a supporting frame (7), the go-cart further comprising a box-shaped cradle-like body (10) which is detachably associable with the framework (2) to convert the go-cart into a rocking-chair.

**EP 0 682 897 A1**

The present invention relates to a convertible go-cart particularly for children.

It is known that go-carts for small children are substantially constituted by a framework mounted on castors.

A frame, for example of the telescopic type, is connected to the base framework and allows to support at various levels the seat in which the child is placed.

Conventional go-carts currently do not allow other uses, and this is accordingly a significant limitation to the practical use of a go-cart, which is a considerably bulk item.

An aim of the invention is indeed to solve the above described problem by providing a convertible go-cart, particularly for children, which allows to combine the conventional use of the go-cart, which is the support of the child during his first steps, with its use as a rocking-chair, without modifying the classic structure of the go-cart.

Within the scope of the above aim, a particular object of the invention is to provide a convertible go-cart, particularly for children, which can be converted from one type of use to the other quickly and simply and without using any tool.

Another object of the present invention is to provide a go-cart capable of giving the greatest assurances of reliability and safety in use by virtue of its particular constructive characteristics.

Another object of the present invention is to provide a go-cart that can be easily obtained starting from commonly commercially available elements and materials and is furthermore competitive from a merely economic point of view.

This aim, these objects, and others which will become apparent hereinafter are achieved by a convertible go-cart, particularly for children, comprising a base framework that is mounted on castors and to which a seat is connected by means of a supporting frame, characterized in that it comprises a cradle-like body which is detachably associable with said framework to convert the go-cart into a rocking-chair.

Further characteristics and advantages will become apparent from the following detailed description of a convertible go-cart, particularly for children, illustrated only by way of non-limitative example in the accompanying drawings, wherein:

figure 1 is a schematic exploded perspective view of the go-cart and of the cradle-like body according to the invention;

figure 2 is a perspective view of the go-cart converted into a rocking-chair;

figure 3 is a lateral elevation view of the go-cart converted into a rocking-chair;

figure 4 is a sectional view, taken along the planes IV-IV of figure 1;

figure 5 is a sectional view, taken along the plane V-V of figure 1;

figure 6 is a schematic perspective view of the detail of the coupling hook.

5 figure 7 is a perspective view of a different embodiment of the coupling means;

figure 8 is an exploded perspective view of the go-cart and of a different embodiment of the cradle-like body;

10 figure 9 is a cross-sectional view of the coupling means;

figure 10 is side elevation view of the go-cart with the cradle-like body.

15 With reference to the above figures, the convertible go-cart particularly for children, according to the invention, generally designated by the reference numeral 1, comprises a framework 2 mounted on castors 3 that rest on the ground for use as a go-cart.

20 A supporting framework is connected to the base frame 2 and is constituted by two telescopic tubes 7 which are mutually pivoted and support, at the top, a seat 8 in which the child can be seated.

25 The particularity of the invention is constituted by the fact that it comprises a cradle-like body, generally designated by the reference numeral 10, which can be detachably coupled to the framework 2 to convert the go-cart into a rocking-chair.

30 The cradle-like body 10 is advantageously constituted by an element, obtained by blow-molding plastic material, that forms an upper surface 11 for coupling to the framework 2 and a lower portion 12 that forms the rocker-like surfaces for resting on the ground.

35 The upper surface 11 forms a perimetric rim 13 that contains the frame 2, and locators 14 are furthermore provided in oppositely arranged positions, protrude from the upper surface 11, and engage the inner edges of the framework 2 so as to provide a positioning and centering element for the go-cart 1.

40 Recesses 15 are furthermore formed on the surface 11 and are arranged so as to correspond to the castors 3, which fit in said recesses.

45 In order to provide a stable coupling, there are coupling means constituted by hooks 20 that have an enlarged tip 21 from which a stem 22 extends; said stem ends with an engagement portion 23 which is provided with a coupling tooth 24 and a grip tab 25.

50 The coupling means constituted by the hook 20 are inserted at lower recesses 30 of the body 10 which are provided, in an upward region, with a through slot 31 that allows the stem 22 to exit but retains the hook-like element due to the presence of the enlarged tip 21.

55 The engagement portion 23 enters a seat 32 that is formed by a protruding body 33 formed on

the inner edge of the base framework 2 and forms the region where the frame is pivoted to the framework.

The tooth 24 is provided with a chamfer 24a that facilitates its coupling in the seat of the protrusion.

When the tooth 24 couples in the seat 32, the enlarged tip 21 makes contact with the edges of the slot 31, preventing extraction and producing a stable coupling.

Furthermore, in order to increase stability, there are pads 40 which couple to the lower edge of the protrusion 33 and abut against a recess 41 formed by the surface 11.

In order to mutually couple the go-cart and the cradle-like body it is sufficient to place the framework 2 on top of the surface 11 and fix it by engaging the engagement elements 20.

With this type of structure the upper surface 11 also forms a supporting surface for the feet of the child.

The cradle-like body can be easily and rapidly removed from the go-cart simply by disengaging the engagement elements 20.

According to a different embodiment, shown in the figures 7 to 10, the coupling means are obtained by means of blocks 50 which may be secured through screws, at the lower edge of the frame 2, preferably at the front and at the rear zone.

The blocks 50 have a abutment body 51 alongside of which there is provided a hooking tang 52 having a hooking tooth 53.

The block 50 is insertable in a recess 60 correspondingly provided on an arcuate cradle-like body 61 defining cavities for housing the front and rear castors, and a bearing edge for the central castors.

In the central portion the cradle-like body defines a plane portion 62 acting as a bearing portion for the feet.

The recesses 60 define a bearing border 63 on which the abutment body is laid and a hooking edge 64 under which the hooking tooth 53 is insertable.

The recesses 60 are open below so that access is possible for unhooking the tooth and separate the go-cart from the cradle-like body.

From the above description it is thus evident that the invention achieves the intended aim and objects, and in particular the fact is stressed that a go-cart is provided which can be easily converted into a rocking-chair by coupling to a cradle-like body which, being provided by means of a part made of blow-molded plastics, has a low weight and can be easily and rapidly coupled to the go-cart.

In practice, although the best results have been achieved by using plastics, the materials employed and the contingent shapes and dimensions may be any according to the requirements.

Where technical features mentioned in any claim are followed by reference signs, those reference signs have been included for the sole purpose of increasing the intelligibility of the claims and accordingly such reference signs do not have any limiting effect on the interpretation of each element identified by way of example by such reference signs.

## Claims

1. Convertible go-cart, particularly for children, comprising a base framework (2) that is mounted on castors (3) and to which a seat (8) is connected by means of a supporting frame (7), characterized in that it comprises a cradle-like body (10) which is detachably associable with said framework (2) to convert the go-cart into a rocking-chair.
2. Go-cart according to claim 1, characterized in that said cradle-like body (10) comprises a box-like element that forms an upper surface (11) for coupling to said base framework (2) and a lower portion (12) that forms the rocker-like surfaces for resting on the ground.
3. Go-cart according to the preceding claims, characterized in that said upper surface (11) has a perimetric rim (13) which can couple to the outer edge of said base framework (2), locators (14) being furthermore provided which protrude from said upper surface (11) and can engage the inner edges of said base framework (2).
4. Go-cart according to one or more of the preceding claims, characterized in that it comprises recesses (15) on said upper surface (11) for accommodating said castors (3).
5. Go-cart according to one or more of the preceding claims, characterized in that it comprises coupling means constituted by hooks (20) which have an enlarged tip (21) from which a stem (22) extends, said stem (22) ending with an engagement portion (23) that has a coupling tooth (24) and an engagement tab (25), said engagement portion (23) being insertable in a corresponding seat (32) formed by said base framework (2), recesses (30) being furthermore formed by said cradle-like body (10) and ending at the top with a slot (31) for the exit of said stem (22).

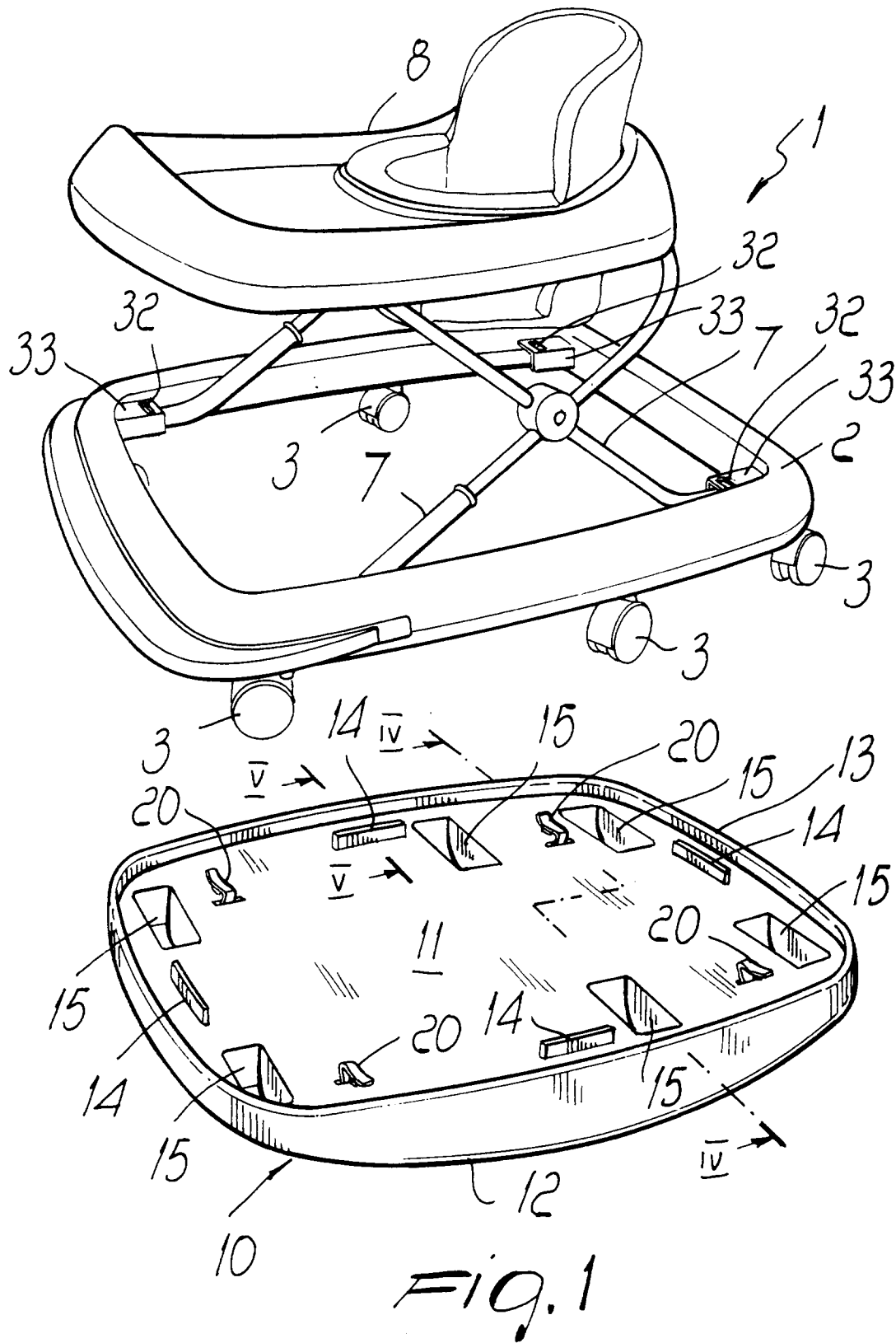
6. Go-cart according to one or more of the preceding claims, characterized in that said tooth (24) is provided with a chamfer (24a) that facilitates its coupling. 5
7. Go-cart according to one or more of the preceding claims, characterized in that it comprises pads (40) that can engage the lower edge of the protrusion (33) that is connected to said framework (2) and forms said seat (32), said pads (40) being accommodated in a recess (41) formed by said upper surface (11). 10
8. Go-cart according to one or more of the preceding claims, characterized in that said upper surface (11) forms the supporting surface for the feet of the child. 15
9. Go-cart according to one or more of the preceding claims, characterized in that said coupling means are constituted by blocks (50) securable to the lower face of the go-cart base framework (2) and having an abutment body (51) alongside of which is located a hooking tang (52) provided with a hooking tooth (53), said abutment body being coupleable with a bearing edge (63) defined at a corresponding recess (60) provided on the cradle-like body and said hooking tang (52) being adapted to engage with a hooking edge (64). 20 25 30
10. Go-cart according to one or more of the preceding claims, characterized in that said recess (60) is open below to allow access to said hooking tang (52) for releasing it from said hooking edge (64). 35

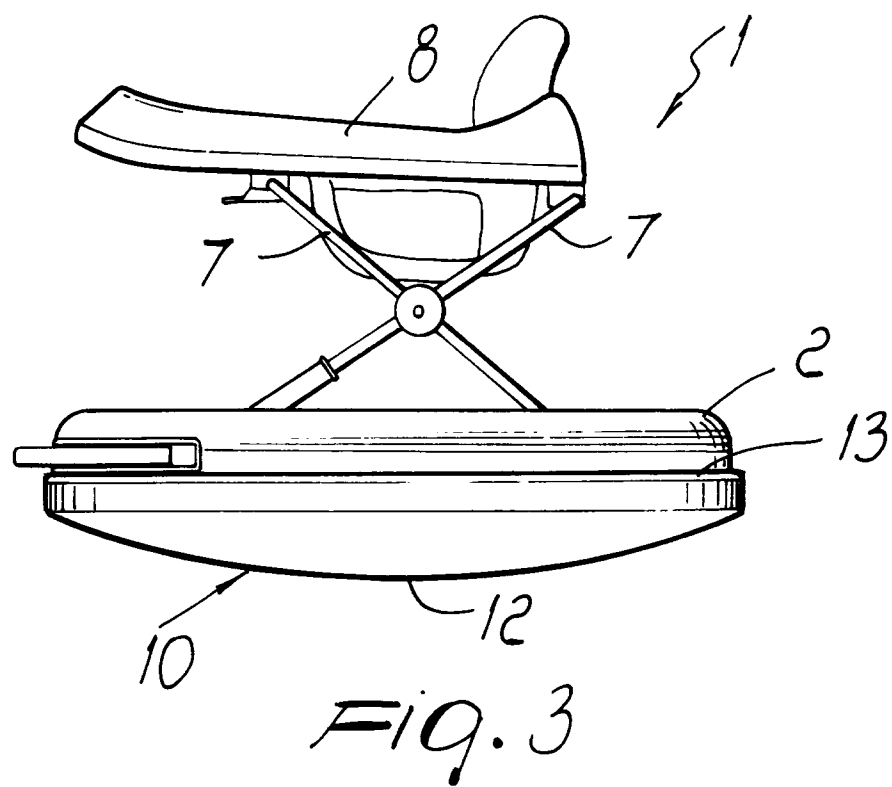
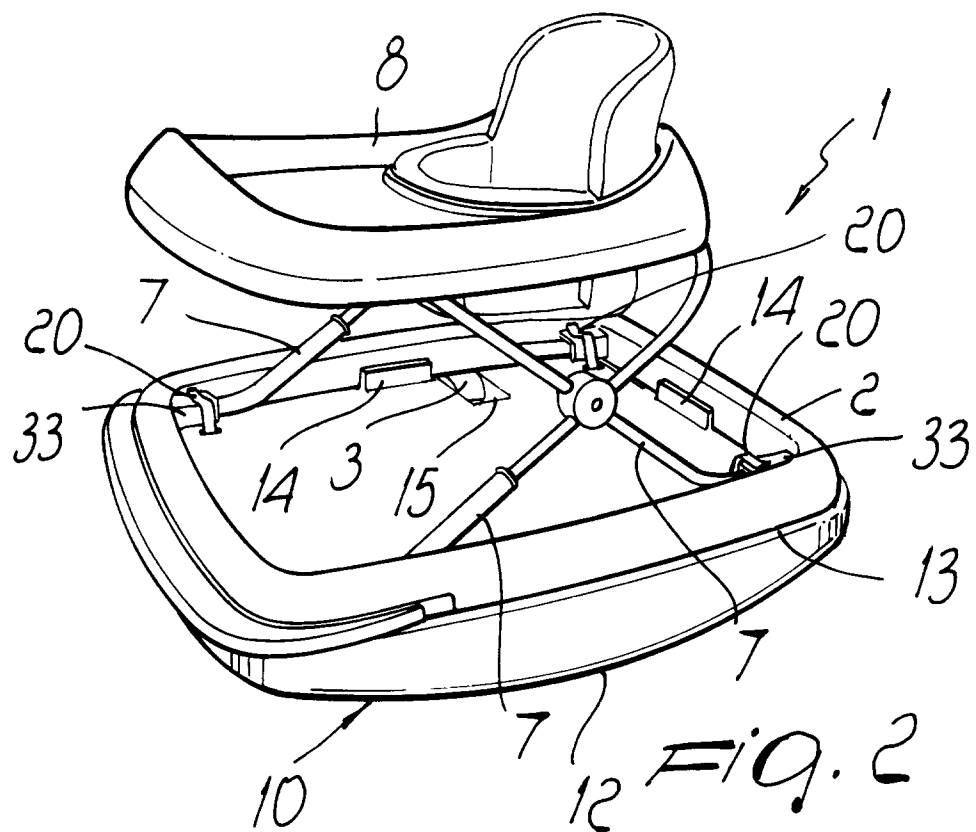
40

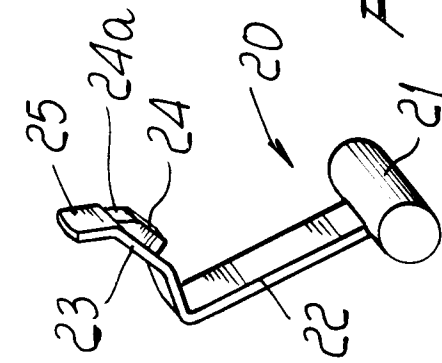
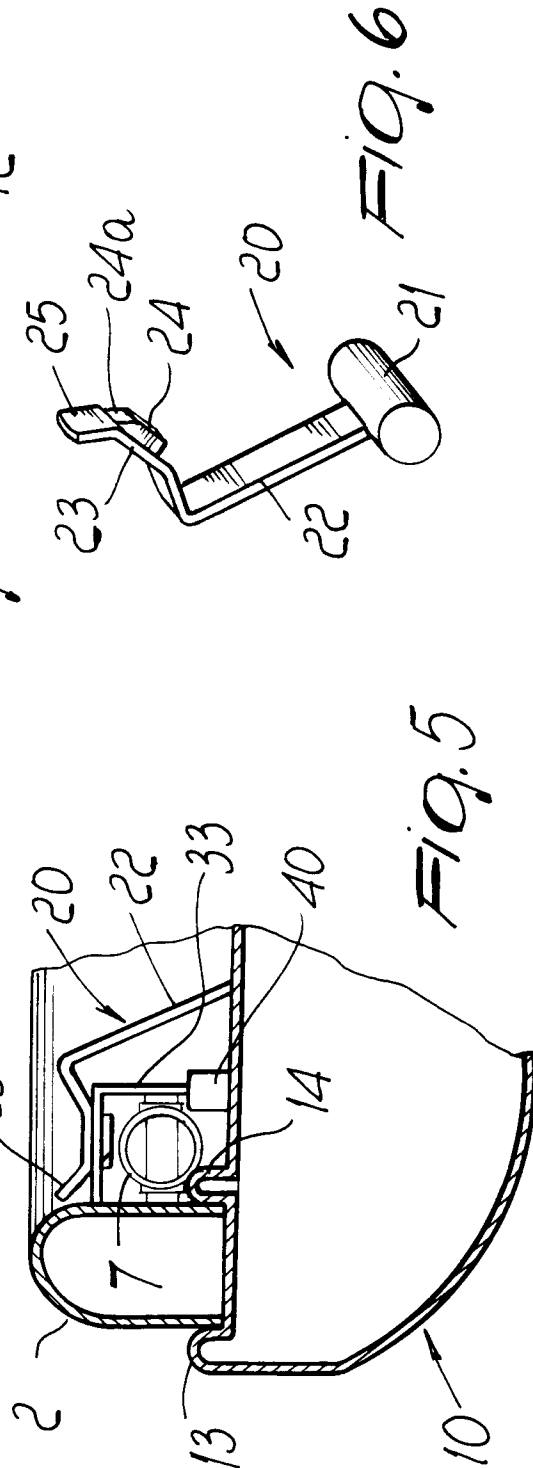
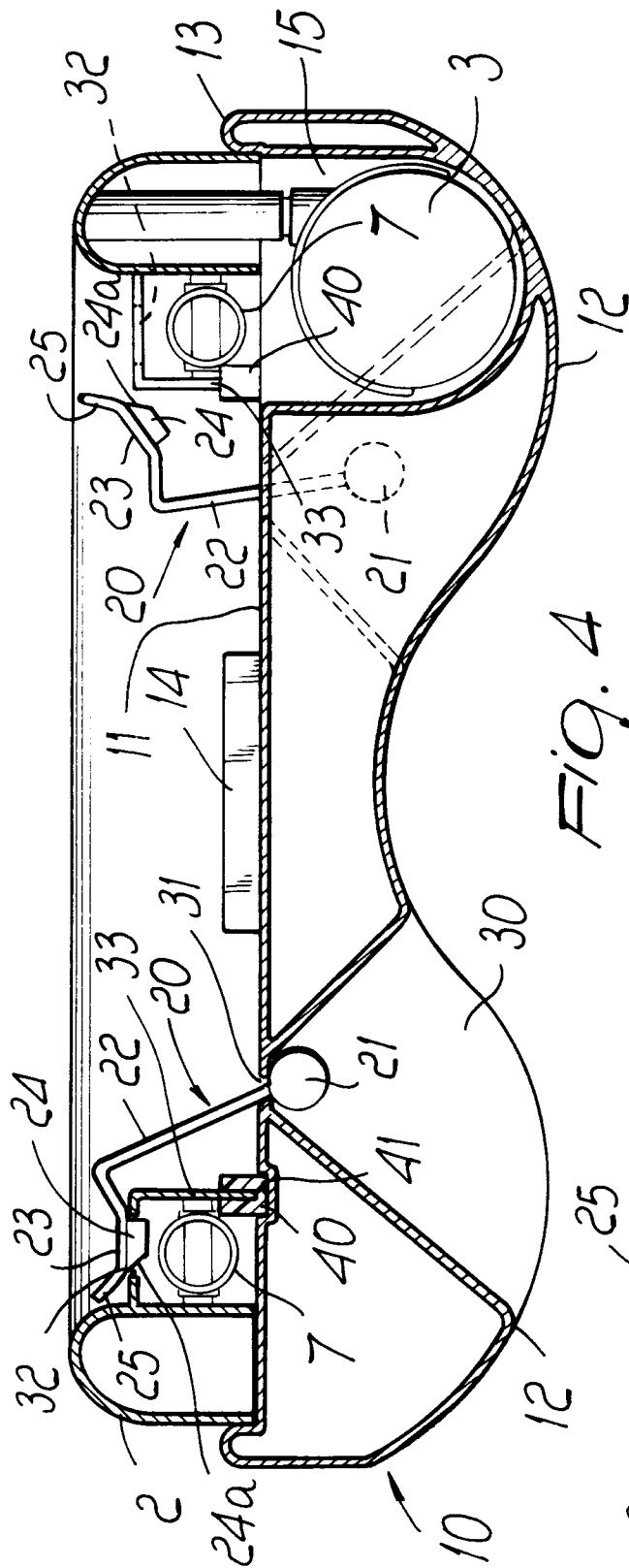
45

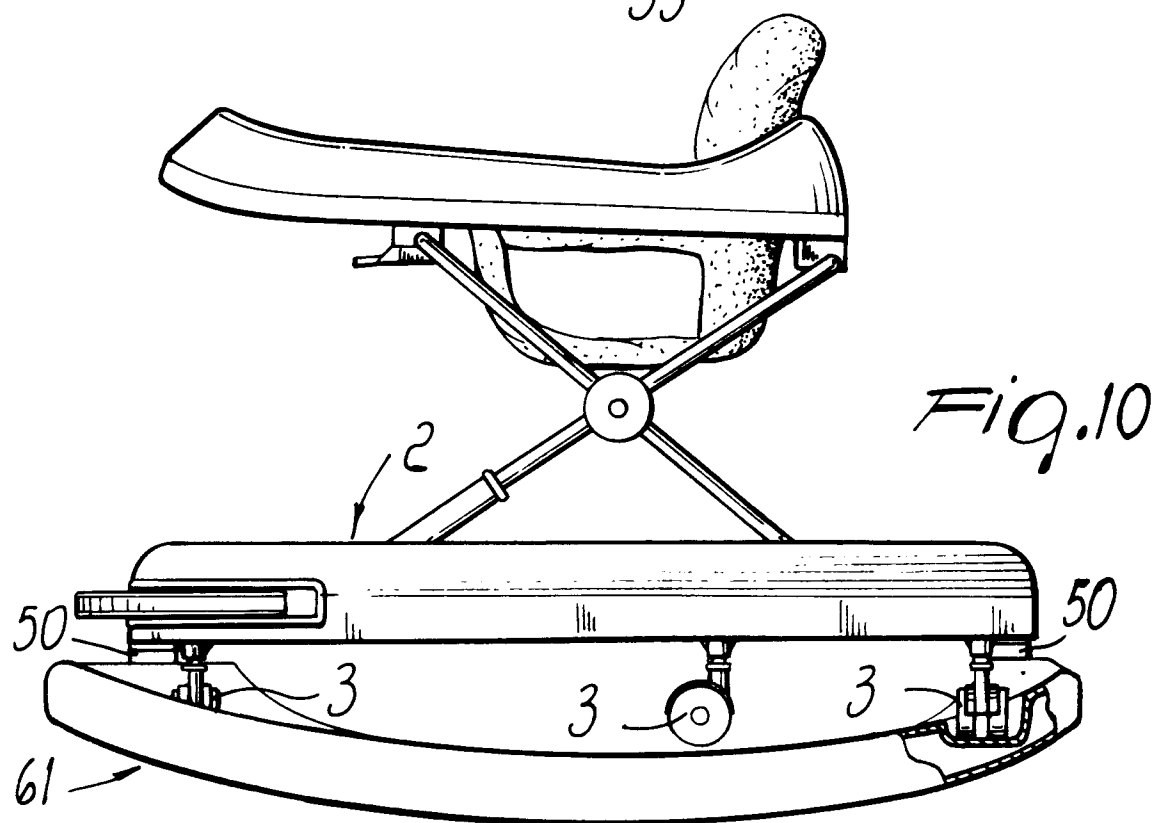
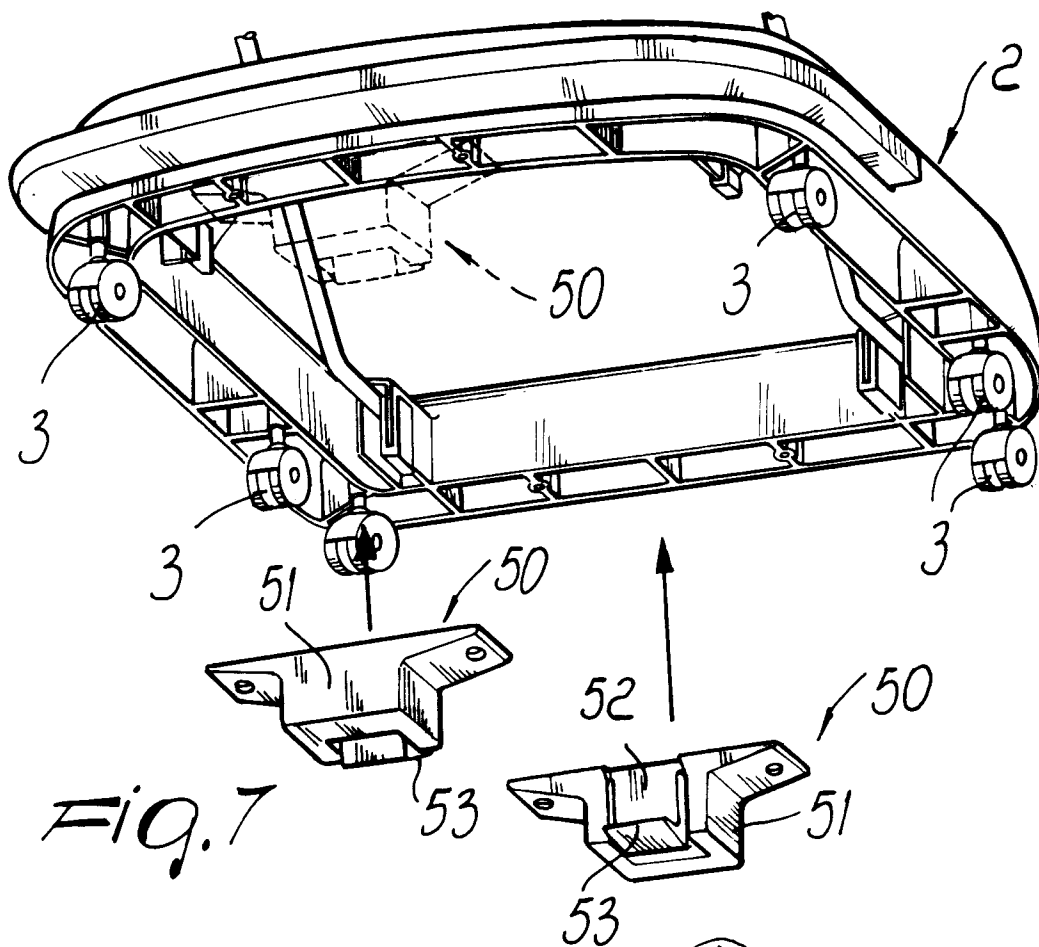
50

55

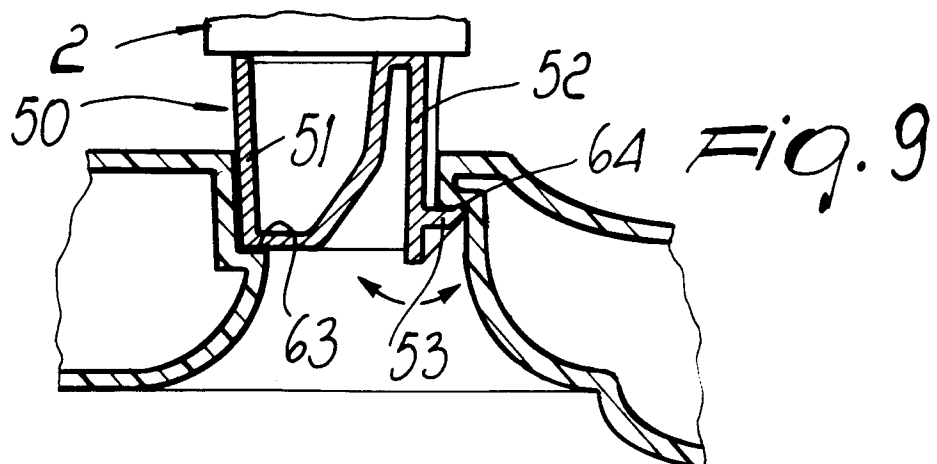
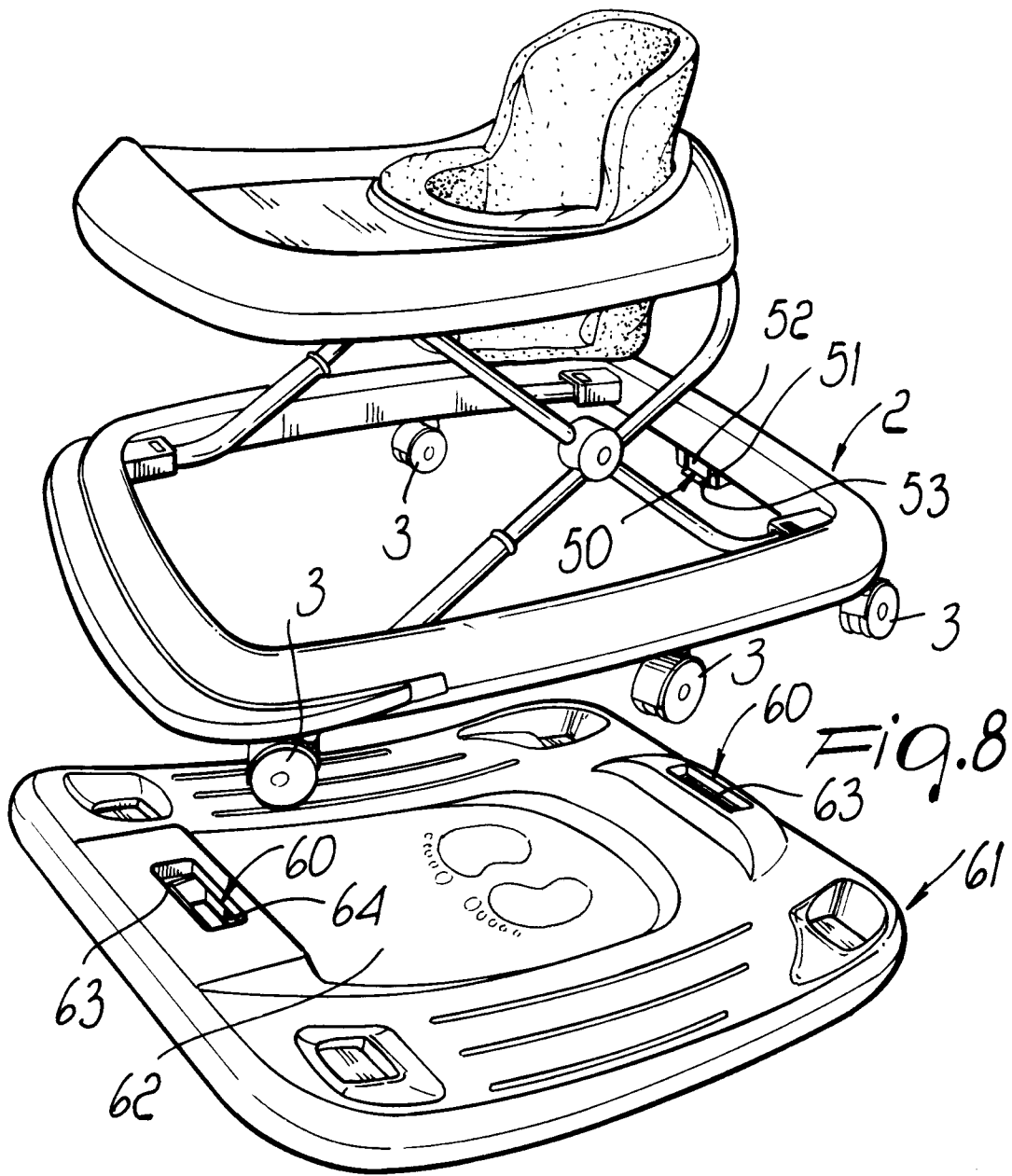














European Patent  
Office

## EUROPEAN SEARCH REPORT

Application Number

DOCUMENTS CONSIDERED TO BE RELEVANT			EP 95107510.0
Category	Citation of document with indication, where appropriate, of relevant passages	Relevant to claim	CLASSIFICATION OF THE APPLICATION (Int. Cl. 6)
A	<u>US - A - 2 969 244</u> (W.S. DUNCAN) * Totality * --	1	A 47 D 13/04 A 47 D 13/10
A	<u>US - A - 5 022 667</u> (GILLSON) * Totality * --	1	
A	<u>US - A - 4 285 543</u> (CLARK) * Column 4, lines 4-63; fig. 1-4 * --	1, 2	
A	<u>US - A - 4 359 242</u> (GERKEN et al.) * Totality * ----		
The present search report has been drawn up for all claims			TECHNICAL FIELDS SEARCHED (Int. Cl. 6)
			A 47 B 91/00 A 47 C 3/00 A 47 D 1/00 A 47 D 11/00 A 47 D 13/00
Place of search VIENNA		Date of completion of the search 21-07-1995	Examiner VELINSKY-HUBER
CATEGORY OF CITED DOCUMENTS			
X : particularly relevant if taken alone Y : particularly relevant if combined with another document of the same category A : technological background O : non-written disclosure P : intermediate document		T : theory or principle underlying the invention E : earlier patent document, but published on, or after the filing date D : document cited in the application L : document cited for other reasons ----- & : member of the same patent family, corresponding document	