

(19)



Europäisches Patentamt

European Patent Office

Office européen des brevets



(11)

EP 0 896 081 B9

(12)

CORRECTED EUROPEAN PATENT SPECIFICATION

Note: Bibliography reflects the latest situation

(15) Correction information:

Corrected version no 1 (W1 B1)

Corrections, see page(s) 3, 7

(48) Corrigendum issued on:

09.03.2005 Bulletin 2005/10

(45) Date of publication and mention
of the grant of the patent:

22.09.2004 Bulletin 2004/39

(21) Application number: **98305949.4**

(22) Date of filing: **27.07.1998**

(51) Int Cl.7: **D04H 13/00**, D04H 1/54,

A61F 13/15, D04H 1/56,

D04H 3/03, D04H 3/14,

D04H 3/16, B32B 5/26,

B32B 23/08, B32B 27/32,

B01D 69/08, D01D 5/38,

D01F 1/08

(54) **Fabrics formed of hollow filaments and fibers and methods of making the same**

Vliese aus Hohlfaden und Hohlfilamenten, Verfahren zur Herstellung

Tissus réalisés à partir de fibres et filaments creux, méthode de fabrication

(84) Designated Contracting States:

**AT BE CH CY DE DK ES FI FR GB GR IE IT LI LU
MC NL PT SE**

(30) Priority: **04.08.1997 US 54727 P**

(43) Date of publication of application:

10.02.1999 Bulletin 1999/06

(73) Proprietor: **BBA Fiberweb Sweden AB**

601 19 Norrköping (SE)

(72) Inventors:

- **Jennergren, Bengt**
603 64 Norrköping (SE)
- **Nikko, Peter**
616 33 Aby (SE)
- **Linberg, Urban**
610 40 Gusum (SE)
- **Holmer, Hakan**
464 40 Asensbruk (SE)

(74) Representative:

MacDougall, Donald Carmichael et al
Marks & Clerk Scotland
19 Royal Exchange Square
Glasgow G1 3AE, Scotland (GB)

(56) References cited:

EP-A- 0 277 707 **EP-A- 0 462 574**
EP-A- 0 596 532 **GB-A- 2 041 821**
US-A- 4 699 619 **US-A- 5 188 625**
US-A- 5 622 671

- **DATABASE WPI Section Ch, Week 9151 Derwent Publications Ltd., London, GB; Class A17, AN 91-372421 XP002108683 & JP 03 249254 A (UNITIKA LTD), 7 November 1991 (1991-11-07)**
- **DATABASE WPI Section Ch, Week 8930 Derwent Publications Ltd., London, GB; Class A96, AN 89-217676 XP002108684 & JP 01 156563 A (TOYOBO KK), 20 June 1989 (1989-06-20)**
- **PATENT ABSTRACTS OF JAPAN vol. 017, no. 037 (C-1019), 25 January 1993 (1993-01-25) & JP 04 253857 A (OJI PAPER CO LTD), 9 September 1992 (1992-09-09)**

Note: Within nine months from the publication of the mention of the grant of the European patent, any person may give notice to the European Patent Office of opposition to the European patent granted. Notice of opposition shall be filed in a written reasoned statement. It shall not be deemed to have been filed until the opposition fee has been paid. (Art. 99(1) European Patent Convention).

EP 0 896 081 B9

DescriptionField of the Invention

5 **[0001]** The invention relates to nonwoven fabrics and to processes for producing nonwoven fabrics. More specifically, the invention relates to nonwoven fabrics formed of hollow filaments useful for hygiene, medical, and industrial applications.

Background of the Invention

10 **[0002]** Nonwoven fabrics are widely used as components of nonwoven laminates for a variety of specific end uses. Nonwoven fabric laminates can be used in hygiene applications, such as disposable diapers, feminine hygiene products, incontinence pads, and the like; in medical applications, such as in disposable medical garments; and the like.

15 **[0003]** For example, disposable hygiene products, such as disposable diapers, typically include a liquid impermeable outer covering, an absorbent layer, and an inner layer which contacts the skin of the wearer. The liner layer can be a liquid permeable, porous nonwoven fabric, such as a carded web or a spunbonded web, and the outer covering can include a spunbonded or carded nonwoven fabric treated to impart barrier properties thereto, for example, by laminating the fabric to a polyolefin film.

20 **[0004]** For example, disposable hygiene products, such as disposable diapers, typically include a liquid impermeable outer covering, an absorbent layer, and an inner layer which contacts the skin of the wearer. An exemplary diaper construction is provided in United States Patent No. 4,699,619, assigned to Kimberly Clark Corporation. The inner layer can be a liquid permeable, porous nonwoven fabric, such as a carded web or a spunbonded web, and the outer covering can include a spunbonded or carded nonwoven fabric treated to impart barrier properties thereto, for example, by laminating the fabric to a polyolefin film. An exemplary construction comprising a film layer bonded to a nonwoven fabric is provided in EP-A-0 596 532.

25 **[0005]** A primary function of hygiene products is to contain body exudates to prevent soiling, wetting, or contamination of clothing or other articles. Hygiene products are also constructed to rapidly absorb waste, ideally permitting liquid to flow rapidly through the layer adjacent the wearer into the absorbent layer without permitting or facilitating re-transmission of liquid from the absorbent layer to the wearer side of the inner layer. The use of nonwoven fabric in sanitary napkins is discussed in United States Patent No. 5,188,625, assigned to Kimberly Clark Corporation.

30 **[0006]** Other useful nonwoven laminate articles include barrier fabric which include one or more microfibrous layers, such as meltblown webs, sandwiched between outer spunbonded webs of continuous filaments. The barrier meltblown webs impede the passage of bacteria and other contaminants, and the outer spunbonded webs reinforce the inner webs and provide abrasion resistance.

35 **[0007]** Issues associated with the use of nonwoven fabrics in laminate applications include the ability of the laminate to contain waste, facilitate liquid strikethrough and minimize rewet, and provide barrier properties. This can be particularly problematic in hygiene products due to decreasing basis weights of nonwoven components to meet the increasing demands for thinner products.

40 **[0008]** Another issue in nonwoven laminate fabrics is the ability to provide the combination of contradictory properties, such as pleasing aesthetics (softness, flexibility, and the like) and strength and abrasion resistance in a single fabric. For example, spunbonded webs used in laminate products are typically formed of 100% polypropylene filaments to reinforce and protect inner layers from excessive stresses and potential damage during use. The resultant laminate can be more durable and have an improved appearance. This can also minimize contamination of sterile surfaces in medical applications by preventing loose fibers from contaminating sterile environments. However, polypropylene fabrics can suffer from poor aesthetics.

45 **[0009]** Fibrous webs formed of polyethylene can exhibit improved aesthetics relative to polypropylene fabrics, which make them desirable for incorporation into composite nonwoven fabrics. Nonetheless, in spite of these advantages, such fabrics suffer poor abrasion resistance, resulting in an unsightly fuzzed appearance and possible contamination in sterile environments.

50 **[0010]** EP-A-0277707 is directed to biconstituent fibres having good spinability. The fibres include linear low density polyethylene as the majority component. The use of the linear low density polyethylene polymer as a majority component was necessary to provide efficient spinning of fibres formed from a blend of polyethylene and polypropylene. Otherwise, fibres exhibited significant slower spinning speeds, frequent filament breakage and poor tenacity.

55 **[0011]** EP-A-0596532 is directed to a film laminated material which includes a first film layer and second fibrous layer. The fibrous layer includes a plurality of staple fibres or continuous filament of two or more thermoplastic or other polymers bonded together in a spaced apart bonding pattern having apertures formed therein. The resultant film laminate is stated to have improved liquid distribution and management properties as well as enhanced comfort and softness.

[0012] US-A-4699619 is directed to an absorbent structure for use in absorbent pads such as diapers. The absorbent pad includes at least two layers of cellulosic fibres of different densities or average core sizes. The absorbent layer can be combined with a transfer layer which is typically a carded web of polyester/polypropylene staple fibres.

Summary of the Invention

[0013] The present invention provides nonwoven fabrics which can exhibit a combination of various properties, such as improved barrier and containment, good abrasion resistance and tensile strength, pleasing aesthetics, and the like. In one embodiment of the invention, the fabrics include a plurality of hollow continuous spunbonded filaments. The hollow filaments are formed of a polypropylene composition. Exemplary polypropylene compositions include 100% polypropylene compositions and blends of polypropylene as the dominant or majority component with at least one other polymer.

[0014] According to a first aspect of the present invention there is provided a nonwoven fabric suitable for hygiene applications, said fabric having a basis weight ranging from about 5 to about 35 grams per square meter (gsm) and comprising a plurality of randomly arranged continuous hollow filaments having an average filament diameter of about 20 microns and comprising a polypropylene dominant composition comprising greater than 50 percent by weight polypropylene, wherein said filaments are thermally fused to form a coherent fabric.

[0015] According to a second aspect of the present invention there is provided a process for producing a continuous filament nonwoven fabric comprising:

extruding a polymer composition having greater than 50% by weight polypropylene through a spinneret under conditions sufficient to form hollow continuous filaments having a diameter of 20 microns;
attenuating and drawing the hollow filaments;
forming the drawn and attenuated hollow filaments into a continuous filamentary web **[deletion(s)]**; and
thermally bonding the hollow filaments of the web to form a coherent continuous filament nonwoven fabric having a basis weight ranging from 5 to 35 grams per square meter.

[0016] The hollow spunbonded filaments can impart several advantageous properties to the fabrics. For example, the use of hollow filaments can allow the fabric manufacturer to increase the number of filaments in a fabric for a given basis weight, or conversely, to lower the basis weight of a fabric without lowering the number of filaments. This can improve the barriers properties of the fabrics without unduly increasing the basis weight. This can also improve resistance to bleed through of adhesives and improved SAP containment and strikethrough/rewet for hygiene applications, due to the increased number of filaments for a given basis weight. The fabrics of the invention can also exhibit improved abrasion and similar or improved tensile and tear properties, as compared to heavier basis fabrics formed of solid filaments. Still further, the fabrics of the invention can exhibit improved (higher) opacity as compared to fabrics formed of solid filaments.

[0017] The fabrics can also exhibit abrasion resistance. This can increase durability and improve the appearance of disposable hygiene and other products. This can also minimize or prevent contamination of sterile environments due to loose fibers abraded from the surface of a nonwoven article in medical applications.

[0018] It is also currently believed that the hollow filaments can improve bonding properties of the fabrics. For example, it is believed that the fabrics of the invention can be thermally bonded to provide a cohesive fabric using lower bonding temperatures and/or a wider bonding window (i.e., wider range of bonding conditions). As a result, fabrics can be produced more readily which have superior strength and abrasion resistance.

[0019] Still further, the fabrics of the invention can exhibit desirable volumetric capacity. The volumetric capacity of a fabric can be defined as the portion of the total fabric volume not occupied by fibers and binders. Volumetric capacity can be important for storing, suspending or transporting other materials (gas, liquid or solid) by a nonwoven fabric. Fabrics made from hollow fibers can exhibit a higher volumetric capacity per unit of fabric weight and hence can be more efficient than conventional carrier fabrics made from solid fibers formed of the same material. For a typical thermally bonded nonwoven fabric, the ratio of volumetric capacity, V_c , to fabric mass, M_{nw} , can be expressed as:

$$V_c/M_{nw} = (t/Bwt) - (1/\rho)$$

wherein t = fabric thickness; Bwt = fabric basis weight; and ρ = density of fiber polymer type. Thus, for the ratio of void volume to fabric weight to increase for a given fabric construction, one must reduce basis weight while not effecting the fabric construction or geometry. The fabrics of the invention which include filaments can achieve this improvement. Although the foregoing example applies to a homogenous, fibrous nonwoven fabric, the equation can be easily modified to include multicomponent fibers as well as adhesive binders. Still further, the fabrics can exhibit improved (increased)

capacity.

[0020] The hollow filaments are also believed to form stronger thermal bonds (in the fabric and in laminate structures) than comparable solid filaments. The thermal bonds can also have greater bond area relative to thermal bonds formed of comparable solid filaments. This can also improve fabric strength and abrasion resistance.

Brief Description of the Drawings

[0021] Some of features and advantages of the invention having been stated, others will become apparent from the detailed description which follows, and the accompanying drawings which form a part of the original disclosure of this invention, and in which:

Figure 1 is a fragmentary top view of a fabric of hollow spunbonded filaments in accordance with one embodiment of the present invention;

Figure 2 is a fragmentary top view of an illustrative laminate fabric of the present invention with the respective layers of the fabric being exposed for clarity of illustration;

Figure 3 is a fragmentary top plan view of an illustrative absorbent article incorporating a nonwoven fabric in accordance with the invention;

Figure 4 is a schematic side view of an illustrative process in accordance with the present invention for forming the fabric of Figure 1;

Figures 5a, 5b, and 5c are enlarged cross sectional views of a portion of a spinneret of Figure 4;

Figures 6-10 are graphs illustrating the influence of bonding temperature and pressure on tensile strength of exemplary fabrics of the invention;

Figures 10-13 are graphs illustrating the influence of bonding temperature and pressure on elongation at break of exemplary fabrics of the invention;

Figures 14 and 15 are graphs illustrating the influence of bonding temperature and pressure on elongation at 10 Newtons (N) of exemplary fabrics of the invention; and

Figures 16 and 17 are graphs illustrating the influence of bonding temperature and pressure on the permeability of exemplary fabrics of the invention.

Detailed Description of the Invention

[0022] The present invention will now be described more fully hereinafter with reference to the accompanying drawings, in which illustrative embodiments of the invention are shown. This invention may, however, be embodied in many different forms and should not be construed as limited to the embodiments set forth herein. Rather, this embodiment is provided so that the disclosure will be thorough and complete, and will fully convey the scope of the invention to those skilled in the art. Like numbers refer to like elements throughout. For purposes of clarity, the scale has been exaggerated.

[0023] Figure 1 is a fragmentary top view of one embodiment of the invention, namely a spunbonded fabric designated generally as 10, which includes a plurality of hollow continuous spunbonded filaments 12. Fabric 10 can have a basis weight in the range of about 5 to about 35 grams per square meter (gsm). The fabrics may be used alone or as a component of various articles or garments such as disposable hygiene products, including disposable diapers, incontinence briefs, feminine hygiene products, and the like; medical products, including sterile wraps, surgical gowns, surgical drapes and the like; industrial garments; filtration media; agricultural products; disposable wipes; and the like.

[0024] Preferably, the fabrics of the invention include spunbonded filaments and/or staple fibers having a degree of hollowness ranging from about 5% to about 70%, and more preferably about 10 to about 50%. The percentage of hollowness of the hollow spunbonded filaments is determined by factors like the polymer or polymers used, the melt temperature, the quenching of the filaments, the spinning speed, output/spinnerettes hole and the spinneret design.

[0025] Useful spinnerettes for solid fibers are known to those skilled in the art. In order to be able to produce hollow fibers, the typical spinneret design for solid fibers can be used but with a modified orifice. The orifice can be of different designs, such as 2C, 3C, or 4C configurations (for example, as illustrated in Figures 5a-5c and discussed below).

[0026] The percentage of hollowness of the hollow spunbonded filaments can be determined in different ways. In one exemplary technique, one cuts the fibers and measures the area of the hollowness and the cross area of the fibers. The ratio of the two areas gives the percentage hollowness. The measurement can be made in a light microscope or a SEM (scanning electron microscope). Another exemplary technique is to measure the diameters of the fibers and the hollowness from the side of the fiber. This can give a higher standard deviation especially when the hollowness is not perfectly round. These and other techniques are known in the art.

[0027] The hollow spunbonded filaments can be hollow along a substantial portion of the length of the filament (i.e., greater than 75% of the length thereof). Hollow spunbonded filaments can also have both hollow and solid portions

along the length thereof. The shape of the inner diameter of the hollow continuous filaments can be substantially circular or can be a modified shape (such as triangular). The fabrics of the invention can include other fibers and/or filaments, including solid spunbonded filaments and/or solid staple fibers, so long as the fabric includes at least about 50% by weight hollow spunbonded filaments or hollow staple fibers.

[0028] Hollow filaments 12 of fabric 10 are formed of a polypropylene composition. The polypropylene can be 100% polypropylene. The polypropylene composition alternatively can be a blend of at least two components, a polypropylene component as a dominant portion comprising greater than 50 percent of the blend and at least one other polymer as the minority component. A preferred minority component is polyethylene, which is immiscible with polypropylene and which forms a distinct, separate phase in the filaments.

[0029] When a blend is used, the continuous filaments comprise about 99 to about 50 percent by weight polypropylene, and about 1 to about 50 percent by weight of at least one other polymer. A preferred composition includes about 80 to about 98 percent by weight polypropylene and about 2 to about 20 percent by weight polyethylene. Blend compositions which includes polyethylene can be especially suited for applications requiring good extensibility, as well as good tensile strength and abrasion resistance.

[0030] Various polypropylene polymers known to the skilled artisan can be used in the invention. In general, the polypropylene component can be an isotactic or syndiotactic polypropylene homopolymer, copolymer, or terpolymer with the most preferred being in the form of a homopolymer. Exemplary commercially available polypropylene polymers useful in the present invention include, but are not limited to, isotactic polypropylene commercially available as the Moplen series from Montel, isotactic polypropylene commercially available from Borealis and Exxon, and the like.

[0031] Various types of polyethylene are useful as the minority component of the blend, including low density polyethylene, high density polyethylene and linear low density polyethylene (LLDPE), produced from any of the well known processes, including, without limitation, Ziegler-Natta catalyst processes, single site or metallocene catalyst processes, and the like. Exemplary polyethylene polymers include low density polyethylene (LDPE) commercially available from Borealis and Exxon, the Exact Series of polymers commercially available from the Exxon Chemical Company, and the Affinity polymers available from the Dow Chemical Company.

[0032] Other polymers can also be utilized as minority components in the blend. Preferably, such polymers are soft and elongatable, such as the Catalloy polyolefins (co- and terpolymers of propylene) available from Himont Incorporated.

[0033] Blends with more than two polymers may also be utilized, including those with three and four polymer components. Additional polymers may be added to a two component blend to impart additional properties or benefits with respect to blend compatibility, viscosity, polymer crystallinity, phase domain size, and the like. Other additives conventionally used in the production of polymer filaments and fibers can also be incorporated in the polymer, such as but not limited to, UV stabilizers, pigments, delusterants, lubricants, antistatic agents, water and alcohol repellents, etc., in conventional amounts, which are typically no more than about 10% by weight.

[0034] The fabrics of the invention can be formed and/or laminated to at least one other component to form a composite nonwoven fabric. An exemplary nonwoven fabric laminate 14 is illustrated in Figure 3. As shown, the laminate fabric 14 includes first and second outer nonwoven webs 10 and 16. Sandwiched between and laminated to the outer nonwoven webs 10 and 16 is one or more additional layers or webs 18. For the purposes of the invention, at least one of the outer webs (10 for example) is formed of a plurality of hollow filaments as described above. Although fabric 10 is illustrated in Figure 2, the skilled artisan will appreciate that one or more fabrics 10 can be used in combination together and with additional webs.

[0035] The other webs 16 and 18 can be any of a variety of structures which are well known to those skilled in the art and may be formed from any of the known and suitable polymers. For example, web 16 and/or 18 can be a staple nonwoven web, a spunbonded nonwoven web, a meltblown nonwoven web, a film or a mat. In addition, web 16 and/or 18 optionally can include hollow continuous filaments similar to those of the first outer nonwoven web 10 and/or hollow staple fibers. Although a trilaminate composite laminate fabric 14 is illustrated in Figure 2 having two outer webs 10 and 16 and a single central layer or web 18, other combinations of webs can form a laminate fabric within the scope of the invention.

[0036] The fabrics of the invention can also be used as components of other nonwoven fabric laminate structures as known in the art. For example, fabrics formed of hollow spunbonded filaments are useful as components in disposable hygiene products, such as coverstock (topsheet, backsheet), leg cuffs, etc. in disposable diapers. Figure 4 illustrates a fragmentary top plan view of a disposable diaper, designated generally at 20. Disposable diaper 20 includes a substantially liquid impermeable backsheet layer 22, an absorbent layer 24 positioned on backsheet layer 22, and a liquid permeable topsheet layer 26 positioned on absorbent layer 24. Diaper 20 also can include a liquid acquisition and transport layer as known in the art disposed between absorbent layer 24 and topsheet layer 26.

[0037] Backsheet layer 22 and topsheet layer 26 are essentially coextensive and extend out past the edges of absorbent layer 24 to form marginal edges about the periphery of diaper 20. Diaper 20 is illustrated as having a general hourglass or I-shape, but as will be appreciated by the skilled artisan, other product shapes may be used, depending

upon the desired properties and end use of the product. Diaper 20 can also include fasteners 28 for fastening the diaper on the wearer. As illustrated, fasteners 28 are adhesive tape tabs; however, any of the fasteners known in the art, such as hooks, clips, snaps, hook and loop types fastener systems such as Velcro and the like, may be used.

[0038] Backsheet layer 22 and/or topsheet layer 26 can include as a component a fabric of the invention which includes hollow spunbonded filaments. When incorporated as a component of backsheet 22, preferably the fabrics of the invention are combined with a suitable liquid impermeable layer, such as a polyolefin film. Backsheet layer 22 and/or topsheet layer 26 can also include other conventional nonwoven fabrics. The fabrics of the invention can also be incorporated into leg flaps, barrier leg cuffs, and the waistband of the absorbent personal care product to improve containment and prevent leakage.

[0039] Turning now to figure 4, a schematic side view of an illustrative process for forming the fabrics which include hollow spunbonded filaments of the invention is illustrated. In producing filaments formed of a blend, the polymer components of the blend can be combined in appropriate proportional amounts and intimately blended before being melt-spun. In some cases sufficient mixing of the polymer components can be achieved in the extruder as the polymers are converted to the molten state, although it may be preferable to use a separate mixing step. Among the commercially well suited mixers that can be used include the Barmag 3DD three-dimensional dynamic mixer supplied by Barmag AG of Germany and the RAPRA CTM cavity-transfer mixer supplied by the Rubber and Plastics Research Association of Great Britain.

[0040] Referring again to Figure 4, a continuous filament web is formed by extruding a polymer composition through a generally linear die head or spinneret 40 for melt spinning substantially continuous filaments. The spinneret preferably produces the filaments in substantially equally spaced arrays. To provide hollow filaments, conventional circular die orifices can be modified, for example, to provide a 2C, 3C or 4C configuration, such as illustrated in Figures 5a, 5b, and 5c, respectively. In the design of the orifice, it can be important to consider the Barus effect (swell of the polymer when it leaves the orifice). If the Barus effect is high, then the diameter of the C's should be high to maximize percentage hollowness. The distance between the end of the C's can also be higher as the melt from the different C's can flow together. It is also important to consider the area of the C's through which the melt flows to provide a comparable pressure in the spinnerettes as for solid fibers.

[0041] The substantially continuous filaments are extruded from the spinneret and quenched by a supply of cooling air. The filaments are directed to an attenuator 42 after they are quenched, and a supply of attenuation fluid, typically air, is admitted therein. Although separate quench and attenuation zones can be used, it will be apparent to the skilled artisan that the filaments can exit the spinneret directly into the attenuator where the filaments can be quenched, either by the supply of attenuation air or by a separate supply of quench air. Fiber attenuation can also be achieved using rolls (roll drawing) in addition to pneumatic drawing.

[0042] The attenuation air may be directed into the attenuator by an air supply above the entrance end, by a vacuum located below a forming wire or by the use of eductors integrally formed in the attenuator. The air proceeds down the attenuator, which narrows in width in the direction away from the spinneret, creating a venturi effect and causing filament attenuation and drawing. The attenuator used in the spunbonding process may be of any suitable type known in the art, such as a slot draw apparatus or a tube-type (Lurgi) apparatus. The air and filaments exit the attenuator, and the filaments are collected on a collection surface 44 as a continuous filament web 46.

[0043] The continuous filament web 46 is then longitudinally directed to a thermal treatment station 48 comprising cooperating calender rolls 50, 52 to form a multiplicity of thermal point bonds to provide a coherent nonwoven fabric. Bonding conditions, including the temperature and pressure of the bonding rolls, vary according to the particular polymers used, and are known in the art for differing polymers. For example, for a 100% polypropylene with a melt flow rate (MFR) of about 35, the bonding temperature can be about 130°C to about 170°C and bonding pressure about 40-120 decaNewton (dN).

[0044] Although bonding rolls are illustrated in Figure 4, other thermal treating stations such as ultrasonic, microwave or other RF treatment zones which are capable of bonding the fabric can be substituted for the bonding rolls of Figure 4. Such conventional heating stations are known to those skilled in the art and are capable of effecting substantial thermal fusion of the nonwoven webs. In addition, other bonding techniques known in the art can be used, such as by hydroentanglement of the fibers, needling, and the like. It is also possible to achieve bonding through the use of an appropriate bonding agent as known in the art. Autogenous bonding can also be used, in which filaments are contacted with a gas which will render the filaments cohesive and form bonds at their contacting points. For example, the surface of the filaments may be activated chemically by providing an acid gas (such as hydrochloric acid) and steam mixture, or activated thermally by providing steam heated to a temperature at which the surface of the filaments are activated to achieve bonding. Through air bonding may also be used, optionally with the use of a binder fiber. Any pattern known in the art may be used with typical embodiments employing continuous or discontinuous patterns.

[0045] The spunbonded fabric can then be removed from the assembly and stored on a roll 54, or alternatively, passed on to additional manufacturing processes.

[0046] The invention, and how to make and use the same, will be understood more completely from the examples

which follow, which are intended to be illustrative of the invention, but not to limit the scope of the invention.

EXAMPLES

Properties of single filaments

[0047] Table 1 below summarizes the properties of unbonded samples. Two different samples from the A beam and the B beam were tested and compared to reference samples produced under similar spinning conditions, except formed of solid filaments. Also included are fibers from an earlier trial with only 6% hollowness.

TABLE 1

Fiber Strength	B-beam	B-beam	A-beam	A-beam	Reference (Solid)	6% hollow
Fiber diameter (micron)	20.2	20.6	20.2	19.8	18.5	19.1
Linear density (dtex)	2.6	2.7	2.6	2.5	2.4	2.6
% Hollowness (%)	13	13	19	19	-	6.3
Apparent linear density (dtex)	2.9	3.1	3.1	3.0	-	2.7
Tenacity (N/dtex)	0.016	0.015	0.016	0.016	0.020	0.020
Elongation at break (%)	192	194	185	191	180	215
Energy at break (J)	0.006	0.006	0.006	0.006	-	-
Modulus (N/dtex)	0.07	0.08	0.07	0.07	-	-

[0048] The elongation at break is very similar for all the samples, which is expected as the spinning speeds are comparable. (Earlier investigations have shown a large influence of the spinning speed on the elongation at break for single fibers). The tenacity seems to be slightly lower for the hollow fibers.

Tensile Strength

[0049] Figures 6, 7, 8 and 9 are graphs illustrating the influence of bonding temperature and pressure on the tensile strength in machine direction (MD) and cross machine direction (CD) for the 18 and 23 gsm webs. Normal bonding conditions are 100 dN and 157°C.

[0050] Table 2 sets forth the properties of the hollow fiber webs as compared with selected reference webs. The term "jumbo sheets" refer to sheets of fabric prepared as described above with hollow spinnerettes at positions 2 and 3. The jumbo sheets were stored flat, and not in roll form. The term "2-3" refers to that portion of the jumbo sheet formed of hollow filaments, and the term "6" refers to that portion of the sheet formed of solid filaments. The terms "Roll 1" and "Roll 4" refer to fabric samples described above also prepared with hollow spinnerettes at positions 2 and 3, except these samples were stored on rolls prior to evaluation. The terms "Line 1" and "Lhysa" refer to reference fabrics formed of solid filaments. The fabrics were prepared with the same raw material as the hollow samples under very similar process conditions. When producing the Lhysa samples the draw pressure in the air guns was lower than in the other cases. The calender temperature and pressure were 157°C and 100 dN, respectively.

[0051] By looking at the three jumbo sheets in position 6 and in-between at positions 2 and 3, one can see that the tensile strength is higher for the hollow fiber webs. One explanation is that the real denier is a little bit lower for the hollow fibers, giving more fibers for a given basis weight. A comparison with the samples from Line 1 also shows higher tensile for the hollow fiber webs. The denier for the normal production is, however, 2.4 compared to 2.3 for the hollow fibers, which gives about 5% more fiber for the hollow fibers compared with compact fibers at the same basis weight and linear density.

[0052] When comparing the fabric of Roll 4 (18 gsm, hollow fibers, outer fiber diameter of 20.4 micron and a linear density of 2.3 denier) with the Lhysa fabric (18 gsm nonwoven with solid fibers having an outer fiber diameter of 21.3 micron and a linear density of 2.9 denier), the influence of the number of fibers on the tensile strength is apparent. The tensile strength of the hollow fiber sample is much higher. ~~[deletion(s)]~~

TABLE 3

	Roll 1	Line 1	Jumbo Sheet		Jumbo Sheet		Jumbo Sheet		Line 1	Roll 4	Lhysa	Line 1	Roll 4
			2-3	6	2-3	6	2-3	6					
Calender pressure Calender temperature	100 157	100 157	100 157	100 157	100 157	100 157	100 157	100 157	100 157	100 157	100 157	100 157	100 157
Basis Weight Fiber diameter Real denier Apparent denier	21.7 20.3 2.3 2.6	23.2 19.4 2.4	22.5 20.3 2.3 2.6	23.3 19.3 2.4	23.7 20.3 2.3	23.1 19.3 2.4	23.5 20.3 2.3	24.5 19.3 2.4	1.8 19.4 2.4	17.7 20.3 2.31 2.6	17.8 21.3 2.9	1.8 19.4 2.4	17.7 20.3 2.31 2.6
Tensile strength, MD Tensile strength, CD	50 32	48 30	52 33	43 28	45 24	40 23	34 20	32 18	36 20	43 22	33 17	36 20	43 22
Elongation at break, MD Elongation at break, CD	47 56	50 54	52 52	40 41	38 37	35 37	29 29	28 29	45 51	43 51	44 53	45 51	43 51
Elongation at 10 N, MD Elongation at 10 N, CD	2.6 10.4		4.1 8.2	4.3 9.3	3.8 9.4	4.3 10.2	4.2 8.9	4.7 10.4	5.5	3.1 15.3	5.6	5.5	3.1 15.3
Rupture energy, MD Rupture energy, CD	2.6 1.8	3.7	2.9 1.9	1.9 1.3	2.0 1.2	1.7 1.1	1.6 1.0	1.4 0.8		2.1 1.2	1.6 1.0		2.1 1.2
RCST	74		61	73	60	70	71	68		59			59
Sieve/test	96.1 55			96.1*					90	90.4 28	85.4 14.7	90	90.4 28

*pos 7

Elongation at Break

[0053] Figures 10, 11, 12 and 13 are graphs illustrating the influence of bonding temperature and pressure on the elongation at break in MD and CD for 18 and 23 gsm webs. The elongation at break increases with bonding temperature and pressure up to the standard temperature and pressure (100 dN and 157°C). The comparison with the Line 1 and Lhysa reference fabrics described above shows no real difference in elongation at break between the different samples. It is interesting to note the higher sensitivity of the bonding temperature on both the tensile strength and elongation at break for the hollow fibers compared to the solid fiber fabrics.

Elongation at 10 N (50 mm strip)

[0054] The influence of bonding temperature and pressure on elongation at 10 N is shown in Figures 14 and 15. The comparison of Rolls 1 and 4, formed of hollow filaments as described above, with reference fabric of Line 1 of solid filaments also as described above (23 and 18 gsm respectively) showed much lower values for the nonwoven based on hollow fibers (see Table 3). This indicates that the hollow filament fabrics may provide improved convertability, for example, in the production of diapers and the like. The measurements on the three jumbo sheets for three different bonding temperatures did, however, only show a small difference which can probably be explained by the larger number of filaments (lower liner density). One possible explanation is the sample rolls with hollow fibers were stored more than one month before tested. Due to the tension in the roll a reorientation and possibly also a recrystallisation takes place giving a stiffer material in the MD. The reference samples from Line 1 are usually tested immediately after production. As the jumbo sheets were not stored under tension, the reorientation does not take place, which can give higher elongation at 10 N in the MD for the jumbo sheet compared to the roll after storage. A support for this theory is the fact that in the CD the elongation at 10 N is higher for Roll 1 compared to the jumbo sheets.

Wet properties

[0055] The strike through, wet back, repeated strike and repeated run off are normal for the nonwoven with hollow fibers. The webs were treated with 0.3% Silwset 12037 and evaluated.

Sieve Test

[0056] The influence of bonding temperature and pressure on permeability is shown in Figures 16 and 17. A comparison of the 18 gsm sample of hollow fibers (Roll 4) with reference sample from Line 1 gives the same sieve test values. This can be explained because the linear density and thus the number of fibers is roughly the same for these samples.

[0057] The same result is seen with the 23 gsm samples comparing the fabrics of Roll 1 with the reference formed of solid fibers produced at the same time (23 gsm). In this case, tests were also made with sea sand, and these values were also the same. By comparing the fabric of Roll 4 with the Lhysa sample described above, the influence of the number of fibers is nonobvious, in that the sieve test is much lower form Lhysa.

[0058] The invention has been described in considerable detail with reference to its preferred embodiments. However, it will be apparent that numerous variations and modifications can be made without departure from the spirit and scope of the invention as described in the foregoing specification and defined in the appended claims.

Claims

1. A nonwoven fabric (10) suitable for hygiene applications, said fabric (10) having a basis weight ranging from about 5 to about 35 grams per square meter (gsm) and **characterised in that** it comprises a plurality of randomly arranged continuous hollow filaments (12) having an average filament diameter of about 20 microns and comprising a polypropylene dominant composition comprising greater than 50 percent by weight polypropylene, wherein said filaments (12) are thermally fused to form a coherent fabric.
2. The fabric (10) according to claim 1, wherein said hollow filaments (12) have a hollowness of about 5% to about 70% in the cross-section of said filaments (12).
3. The fabric (10) according to claim 1, wherein said hollow filaments (12) have a hollowness of about 10% to about 50% in the cross-section of said filaments (12).

4. The fabric (10) according to claim 1, wherein said hollow filaments (12) are formed of a 100 percent polypropylene composition.
5. The fabric (10) according to claim 4, wherein said 100 percent polypropylene composition comprises isotactic polypropylene.
6. The fabric (10) according to claim 1, wherein said hollow filaments (12) are formed of a polypropylene dominant composition comprising greater than 50 percent by weight polypropylene and less than 50 percent by weight of at least one other polymer.
7. The fabric (10) according to claim 6, wherein said at least one other polymer is polyethylene.
8. The fabric (10) according to claim 7, wherein said polypropylene composition comprises from about 2 to about 20 percent by weight polyethylene and from about 80 to about 98 percent by weight polypropylene.
9. The fabric (10) according to claim 1, wherein said fabric (10) comprises discrete bond sites comprising thermal point bonds wherein the hollow filaments (12) are fusion bonded to one another and wherein the hollow filaments (12) are collapsed.
10. A composite nonwoven fabric laminate (14) comprising a nonwoven fabric (10) according to any preceding claim and at least one other web (16 or 18) laminated to said fabric (10).
11. The laminate (14) according to claim 10, wherein said at least one other web (16 or 18) is selected from the group consisting of carded nonwoven fabrics, spunbonded nonwoven fabrics, meltblown nonwoven fabrics, nets, and films.
12. The laminate (14) according to any of claims 10 or 11, wherein said nonwoven fabric (10) is a spunbonded fabric and forms one of the outer surfaces of said laminate (14), and wherein said at least one other web (16, 18) forms the opposite outer surface of said laminate (14), and wherein said laminate (14) further comprises at least one additional layer (18) sandwiched between said outer webs (16, 18).
13. The laminate (14) according to claim 12, wherein said at least one other web (16, 18) is a spunbonded nonwoven fabric comprising a plurality of randomly deposited substantially continuous filaments, and said at least one additional layer (18) is a meltblown web.
14. A disposable absorbent article comprising a nonwoven fabric (10) according to any of claims 1 to 9 and at least one other component.
15. A process for producing a continuous filament nonwoven fabric (10) as claimed in claim 1 comprising:
- extruding a polymer composition having greater than 50% by weight polypropylene through a spinneret under conditions sufficient to form hollow continuous filaments (12) having a diameter of about 20 microns; attenuating and drawing the hollow filaments (12); forming the drawn and attenuated hollow filaments (12) into a continuous filamentary web (46); and thermally bonding the hollow filaments (12) of the web to form a coherent continuous filament nonwoven fabric (10) having a basis weight ranging from 5 to 35 grams per square meter.
16. The process of claim 15, wherein said step of attenuating and drawing the hollow filaments (12) comprises the step of pneumatically accelerating the hollow filaments (12).
17. The process of claim 16, wherein said step of thermally bonding the filaments (12) of the web (46) comprises directing the web (46) through a heated calender nip.
18. The process of claim 15, wherein said step of attenuating and drawing the hollow filaments (12) comprises roll drawing the hollow filaments (12).

Patentansprüche

1. Vliesstoff (10), der sich für Hygieneanwendungen eignet, wobei der Stoff (10) ein Flächengewicht im Bereich von etwa 5 bis etwa 35 Gramm pro Quadratmeter (g/m^2) hat und **dadurch gekennzeichnet ist, dass** er eine Vielzahl unregelmäßig angeordneter endloser Hohlfäden (12) mit einem durchschnittlichen Fadendurchmesser von etwa 20 μm umfasst und eine vorwiegend Polypropylen enthaltende Zusammensetzung aufweist, die mehr als 50 Gew.-% Polypropylen enthält, wobei die Fäden (12) zu einem zusammenhängenden Stoff thermisch verschmolzen sind.
2. Stoff (10) nach Anspruch 1, bei dem die Hohlfäden (12) eine Hohlheit von etwa 5% bis etwa 70% im Querschnitt der Fäden (12) haben.
3. Stoff (10) nach Anspruch 1, bei dem die Hohlfäden (12) eine Hohlheit von etwa 10% bis etwa 50% im Querschnitt der Fäden (12) haben.
4. Stoff (10) nach Anspruch 1, bei dem die Hohlfäden (12) aus einer zu 100% aus Polypropylen bestehenden Zusammensetzung gebildet sind.
5. Stoff (10) nach Anspruch 4, bei dem die zu 100% aus Polypropylen bestehende Zusammensetzung isotaktisches Polypropylen umfasst.
6. Stoff (10) nach Anspruch 1, bei dem die Hohlfäden (12) aus einer vorwiegend Polypropylen enthaltenden Zusammensetzung gebildet sind, die mehr als 50 Gew.-% Polypropylen und weniger als 50 Gew.-% mindestens eines weiteren Polymers enthält.
7. Stoff (10) nach Anspruch 6, bei dem das mindestens eine weitere Polymer Polyethylen ist.
8. Stoff (10) nach Anspruch 7, bei dem die Polypropylenzusammensetzung von etwa 2 bis etwa 20 Gew.-% Polyethylen und von etwa 80 bis etwa 98 Gew.-% Polypropylen enthält.
9. Stoff (10) nach Anspruch 1, bei dem der Stoff (10) diskrete Bindungsstellen mit punktförmigen thermischen Bindungen umfasst, wobei die Hohlfäden (12) miteinander verschmolzen sind und wobei die Hohlfäden (12) zusammengefallen sind.
10. Verbundlaminat (14) aus Vliesstoff mit einem Vliesstoff (10) nach einem der vorhergehenden Ansprüche und mindestens einer weiteren auf den Stoff (10) aufkaschierten Stofflage (16 oder 18).
11. Laminat (14) nach Anspruch 10, bei dem die mindestens eine weitere Stofflage (16 oder 18) ausgewählt ist aus der aus Kreppelvliesen, Spinnvliesen, Schmelzblasvliesen, Netzen und Filmen bestehenden Gruppe.
12. Laminat (14) nach einem der Ansprüche 10 oder 11, bei dem der Vliesstoff (10) ein Spinnvlies ist und eine der Außenseiten des Laminats (14) bildet, und bei dem die mindestens eine weitere Stofflage (16, 18) die entgegengesetzte Außenseite des Laminats (14) bildet, und bei dem das Laminat (14) ferner mindestens eine zusätzliche Schicht (18) aufweist, die sandwichartig zwischen den äußeren Stofflagen (16, 18) angeordnet ist.
13. Laminat (14) nach Anspruch 12, bei dem die mindestens eine weitere Stofflage (16, 18) ein Spinnvlies mit einer Vielzahl von unregelmäßig abgeschiedenen im Wesentlichen endlosen Fäden ist und die mindestens eine zusätzliche Schicht (18) eine schmelzgeblasene Stofflage ist.
14. Einmal verwendbarer saugfähiger Artikel aus einem Vliesstoff (10) nach einem der Ansprüche 1 bis 9 und mindestens einer weiteren Komponente.
15. Verfahren zum Herstellen eines Vliesstoffes (10) aus Endlosfäden nach Anspruch 1, mit den folgenden Schritten:

Extrudieren einer Polymerzusammensetzung mit mehr als 50 Gew.-% Polypropylen durch eine Spinndüse hindurch unter Bedingungen, die für die Bildung von endlosen Hohlfäden (12) mit einem Durchmesser von etwa 20 μm ausreichend sind;

Verfeinern und Verstrecken der Hohlfäden (12);

Formen der verstreckten und verfeinerten Hohlfäden (12) zu einem Endlofadenvlies (46); und

thermisches Binden der Hohlfäden (12) des Vlieses zu einem zusammenhängenden Vliesstoff (10) aus Endlosfäden mit einem Flächengewicht im Bereich von 5 bis 35 Gramm pro Quadratmeter.

16. Verfahren nach Anspruch 15, bei dem der Schritt des Verfeinerns und Verstreckens der Hohlfäden (12) den Schritt des pneumatischen Beschleunigens der Hohlfäden (12) umfasst.

17. Verfahren nach Anspruch 16, bei dem der Schritt des thermischen Bindens der Fäden (12) des Vlieses (46) das Lenken des Vlieses (46) durch einen Spalt zwischen beheizten Kalandrierwalzen umfasst.

18. Verfahren nach Anspruch 15, bei dem der Schritt des Verfeinerns und Verstreckens der Hohlfäden (12) das Walziehen der Hohlfäden (12) umfasst.

Revendications

1. Etoffe non tissée (10) appropriée pour des applications d'hygiène, ladite étoffe (10) ayant une masse surfacique variant d'environ 5 à environ 35 grammes par mètre carré (g/m²) et **caractérisée en ce qu'elle** comprend une pluralité de filaments creux continus (12) agencés de manière aléatoire ayant un diamètre de filament moyen d'environ 20 microns et comprenant une composition dominante de polypropylène comprenant plus de 50 pour cent en poids de polypropylène, dans laquelle lesdits filaments (12) sont thermiquement fusionnés pour former une étoffe cohérente.

2. Etoffe (10) selon la revendication 1, dans laquelle lesdits filaments creux (12) ont un creux d'environ 5 % à environ 70 % en section transversale desdits filaments (12).

3. Etoffe (10) selon la revendication 1, dans laquelle lesdits filaments creux (12) ont un creux d'environ 10 % à environ 50 % en section transversale desdits filaments (12).

4. Etoffe (10) selon la revendication 1, dans laquelle lesdits filaments creux (12) sont formés d'une composition de polypropylène à 100 pour cent.

5. Etoffe (10) selon la revendication 4, dans laquelle ladite composition de polypropylène à 100 pour cent comprend du polypropylène isotactique.

6. Etoffe (10) selon la revendication 1, dans laquelle lesdits filaments creux (12) sont formés d'une composition dominante de polypropylène comprenant plus de 50 pour cent en poids de polypropylène et moins de 50 pour cent en poids d'au moins un autre polymère.

7. Etoffe (10) selon la revendication 6, dans laquelle l'au moins un autre polymère est le polyéthylène.

8. Etoffe (10) selon la revendication 7, dans laquelle ladite composition de polypropylène comprend d'environ 2 à environ 20 pour cent en poids de polyéthylène et d'environ 80 à environ 98 pour cent en poids de polypropylène.

9. Etoffe (10) selon la revendication 1, dans laquelle ladite étoffe (10) comprend des sites de liaison (10) discrets comprenant des liaisons à point thermique dans lesquelles les filaments creux (12) sont liés par fusion les uns aux autres et dans lesquels les filaments creux (12) sont écrasés.

10. Stratifié (14) d'étoffe non tissée composite comprenant une étoffe non tissée (10) selon l'une quelconque des revendications précédentes et au moins un autre tissu (16 ou 18) stratifié sur ladite étoffe (10).

11. Stratifié (14) selon la revendication 10, dans lequel ledit au moins un autre tissu (16 ou 18) est choisi dans le groupe constitué par les étoffes non tissées cardées, les étoffes non tissées filées et liées, les étoffes non tissées soufflées à fusion, les filets et les films.

12. Stratifié (14) selon l'une quelconque des revendications 10 ou 11, dans lequel ladite étoffe non tissée (10) est une étoffe filée et liée et forme l'une des surfaces externes dudit stratifié (14), et dans lequel ledit au moins un autre

tissu (16, 18) forme la surface externe opposée dudit stratifié (14), et dans lequel ledit stratifié (14) comprend en outre au moins une couche additionnelle (18) intercalée entre lesdits tissus externes (16, 18).

5 **13.** Stratifié (14) selon la revendication 12, dans lequel ledit au moins un autre tissu (16, 18) est une étoffe non tissée filée et liée comprenant une pluralité de filaments sensiblement continus déposés de manière aléatoire, et ladite au moins une couche additionnelle (18) est un tissu soufflé à fusion.

10 **14.** Article absorbant jetable comprenant une étoffe non tissée (10) selon l'une quelconque des revendications 1 à 9 et au moins un autre composant.

15. Procédé de production d'une étoffe non tissée (10) à filament continu selon la revendication 1, comprenant les étapes consistant à :

15 extruder une composition de polymère comportant plus de 50 pour cent en poids de polypropylène à travers une filière dans des conditions suffisantes pour former des filaments continus creux (12) ayant un diamètre d'environ 20 microns ;

 affiner et étirer les filaments creux (12) ;

 former les filaments creux étirés et affinés (12) en un tissu (46) filamentaire continu ; et

20 lier thermiquement les filaments creux (12) du tissu pour former une étoffe non tissée (10) à filament continu cohérente ayant une masse surfacique variant de 5 à 35 grammes par mètre carré.

16. Procédé selon la revendication 15, dans lequel ladite étape d'affinage et d'étirement des filaments creux (12) comprend l'étape d'accélération pneumatique des filaments creux (12).

25 **17.** Procédé selon la revendication 16, dans lequel ladite étape de liaison thermique des filaments (12) du tissu (46) comprend la direction du tissu (46) à travers un pincement de calandre chauffé.

18. Procédé selon la revendication 15, dans lequel ladite étape d'affinage et d'étirement des filaments creux (12) comprend l'étirement par rouleau des filaments creux (12).

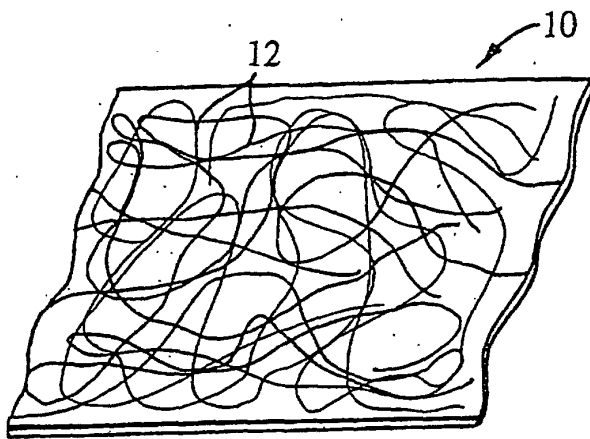


FIG. 1

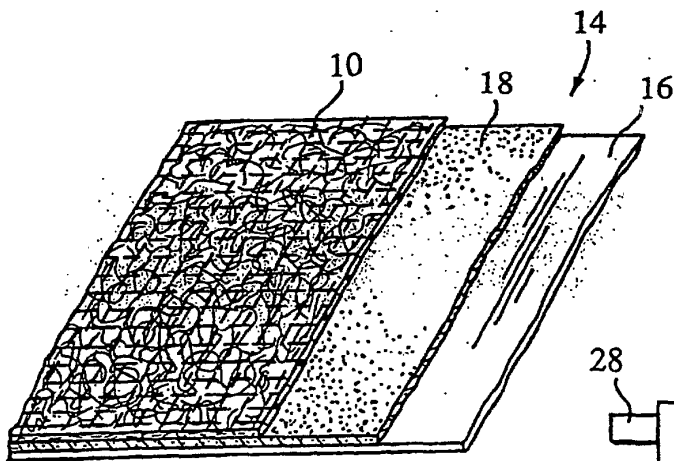


FIG. 2

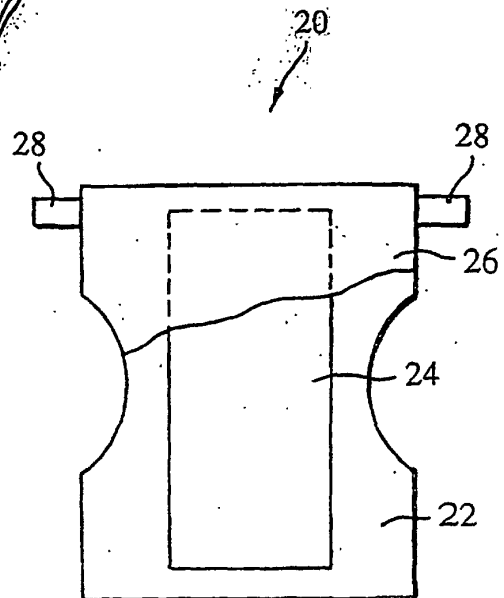


FIG. 3

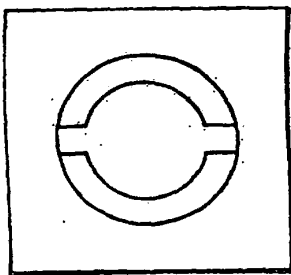
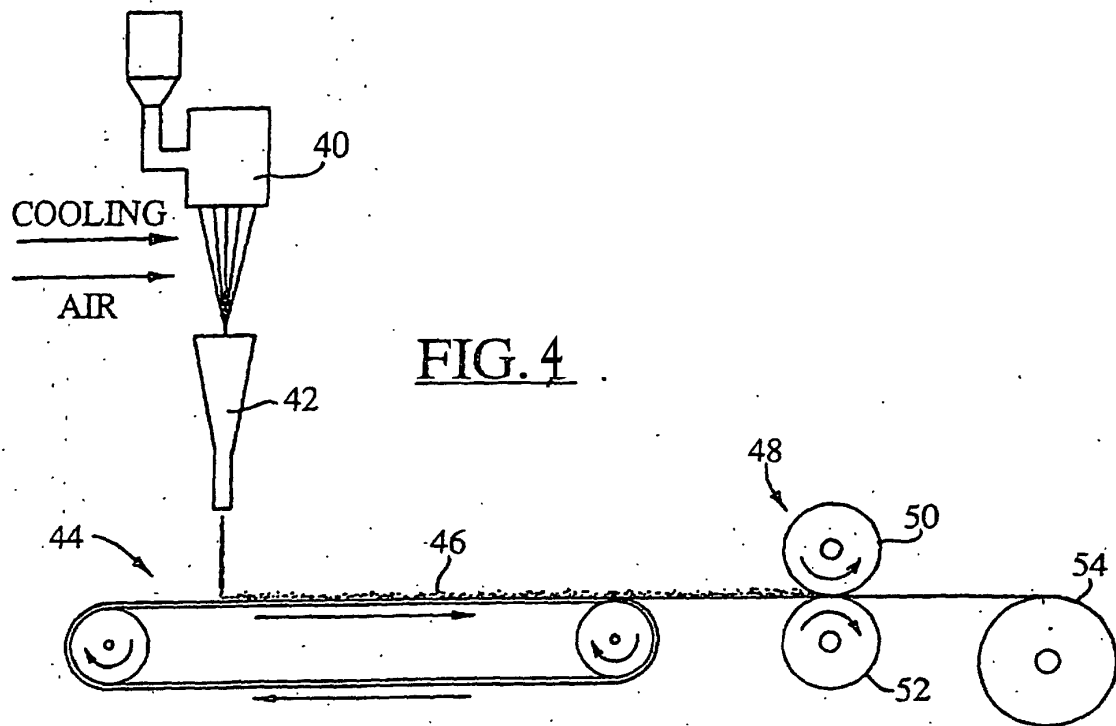


FIG. 5 A

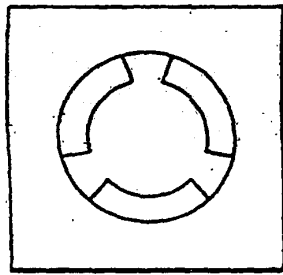


FIG. 5 B

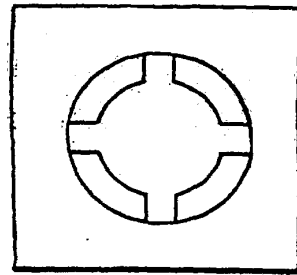
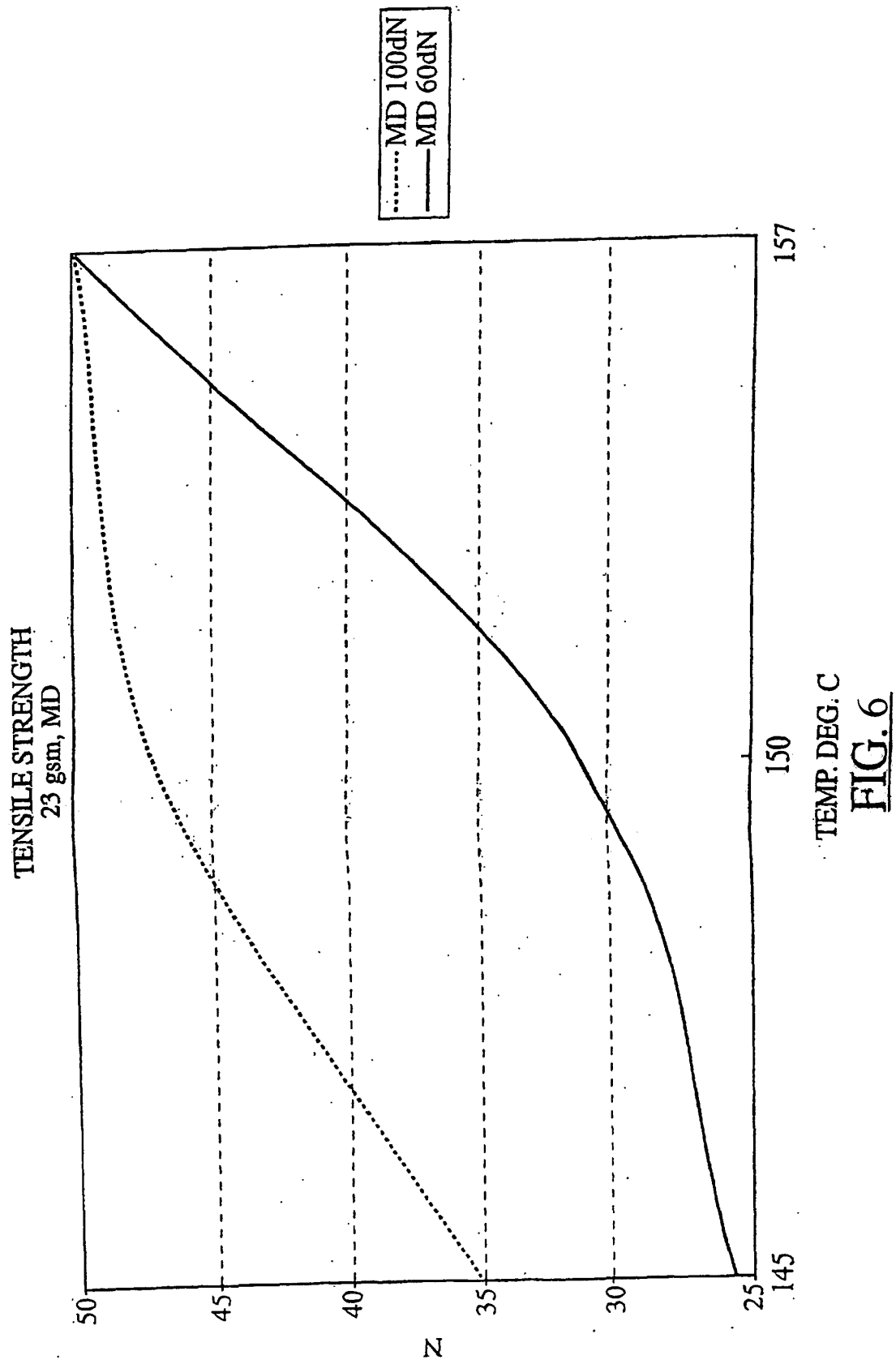
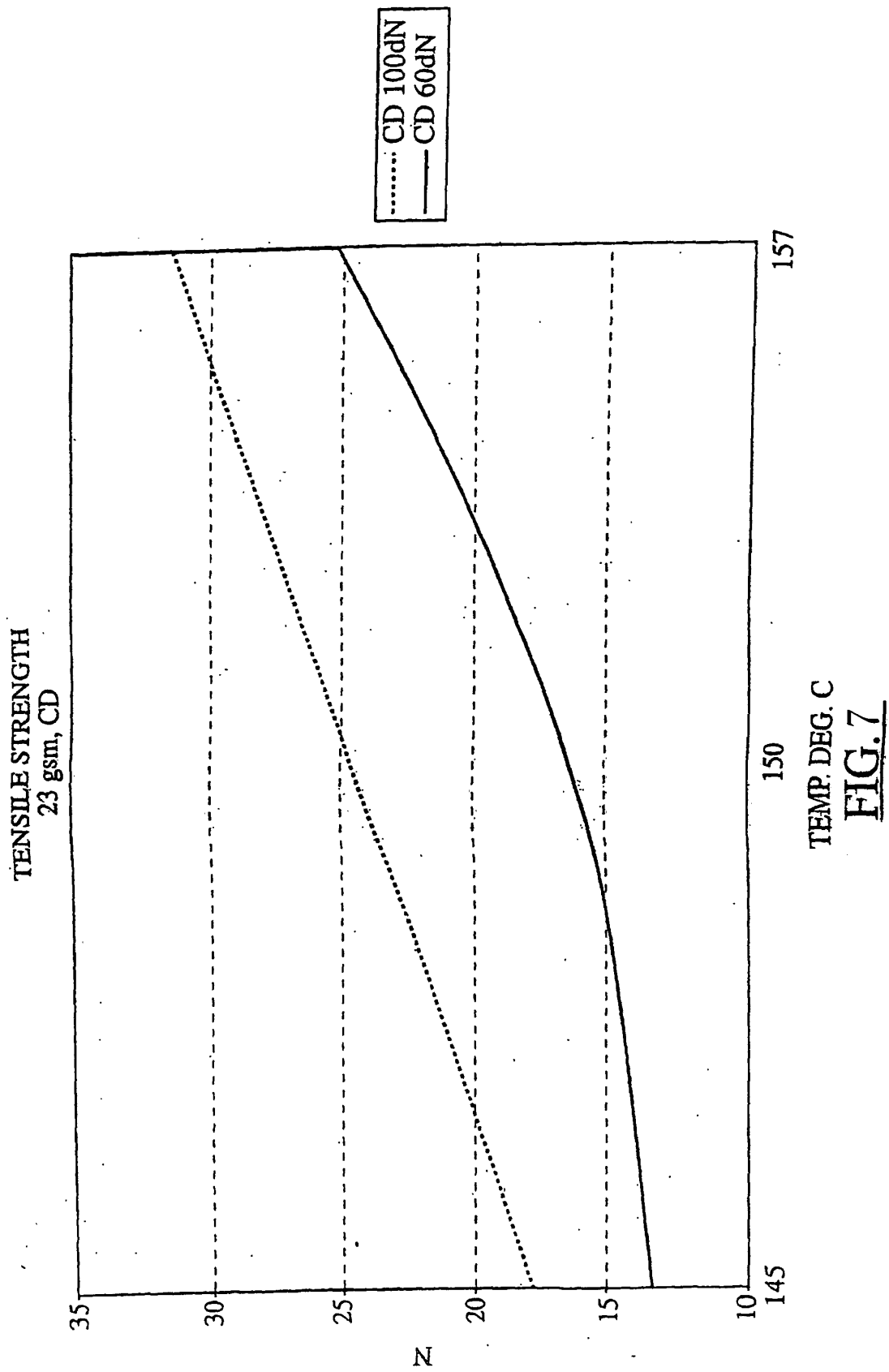
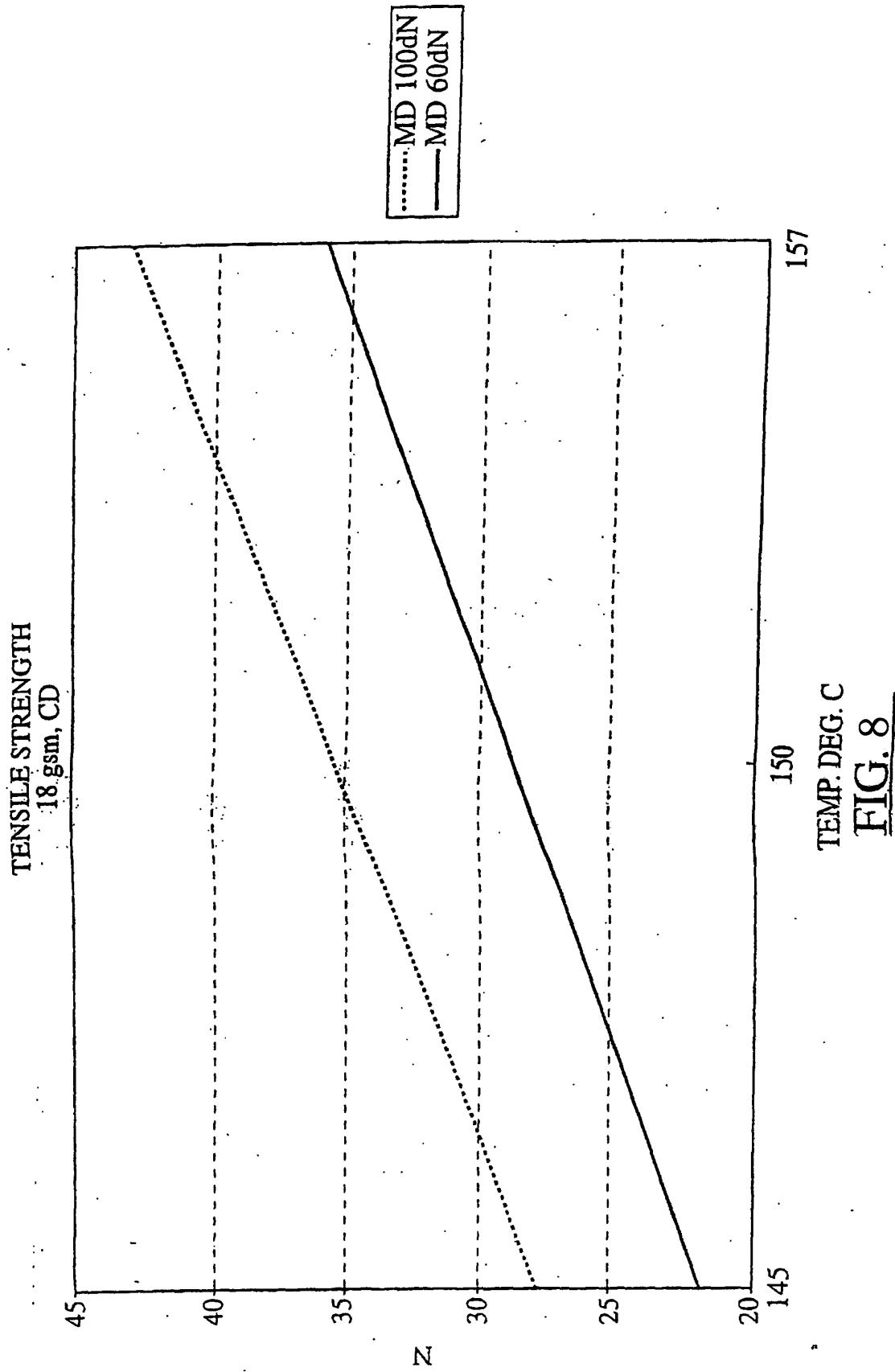
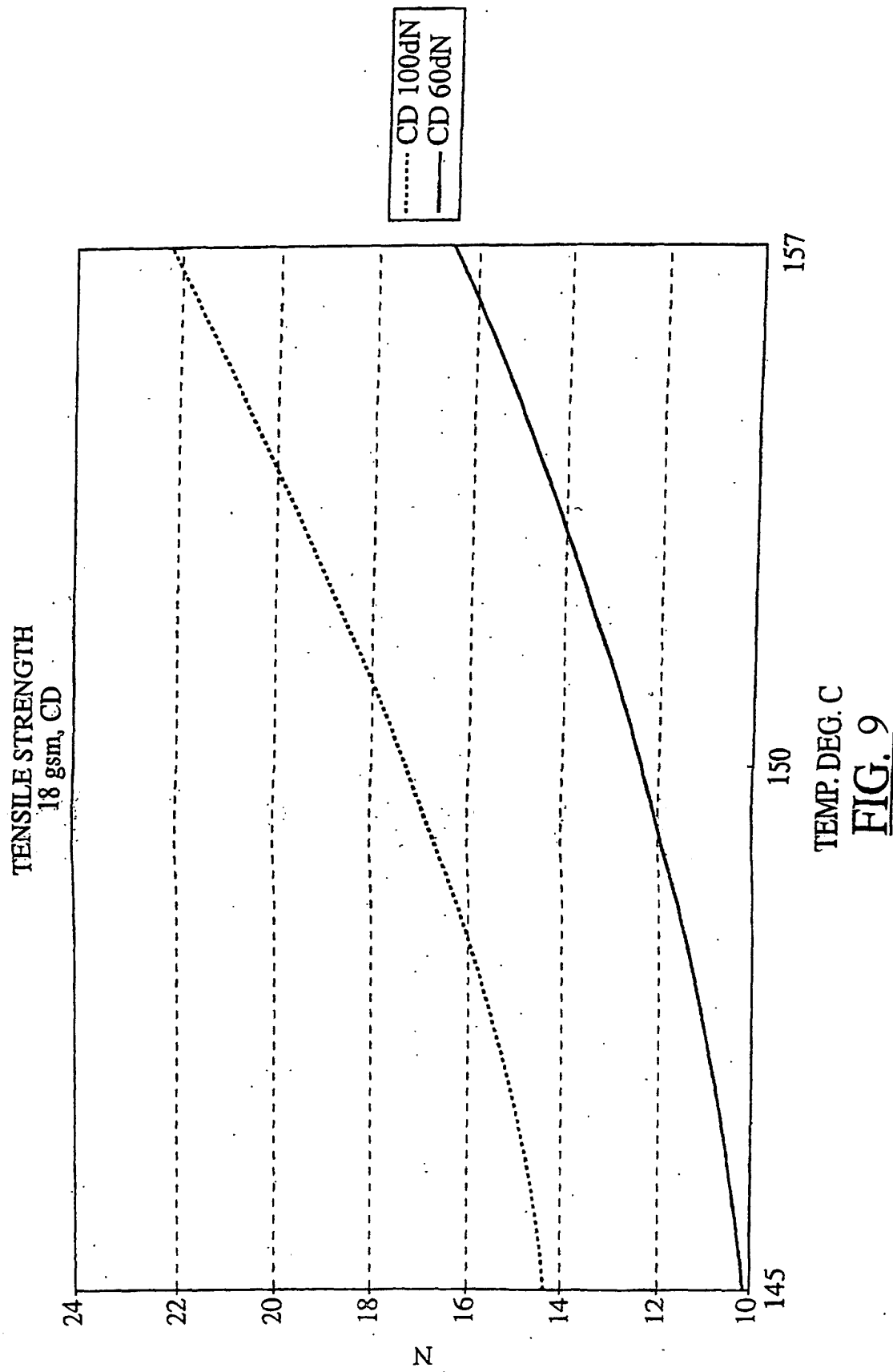


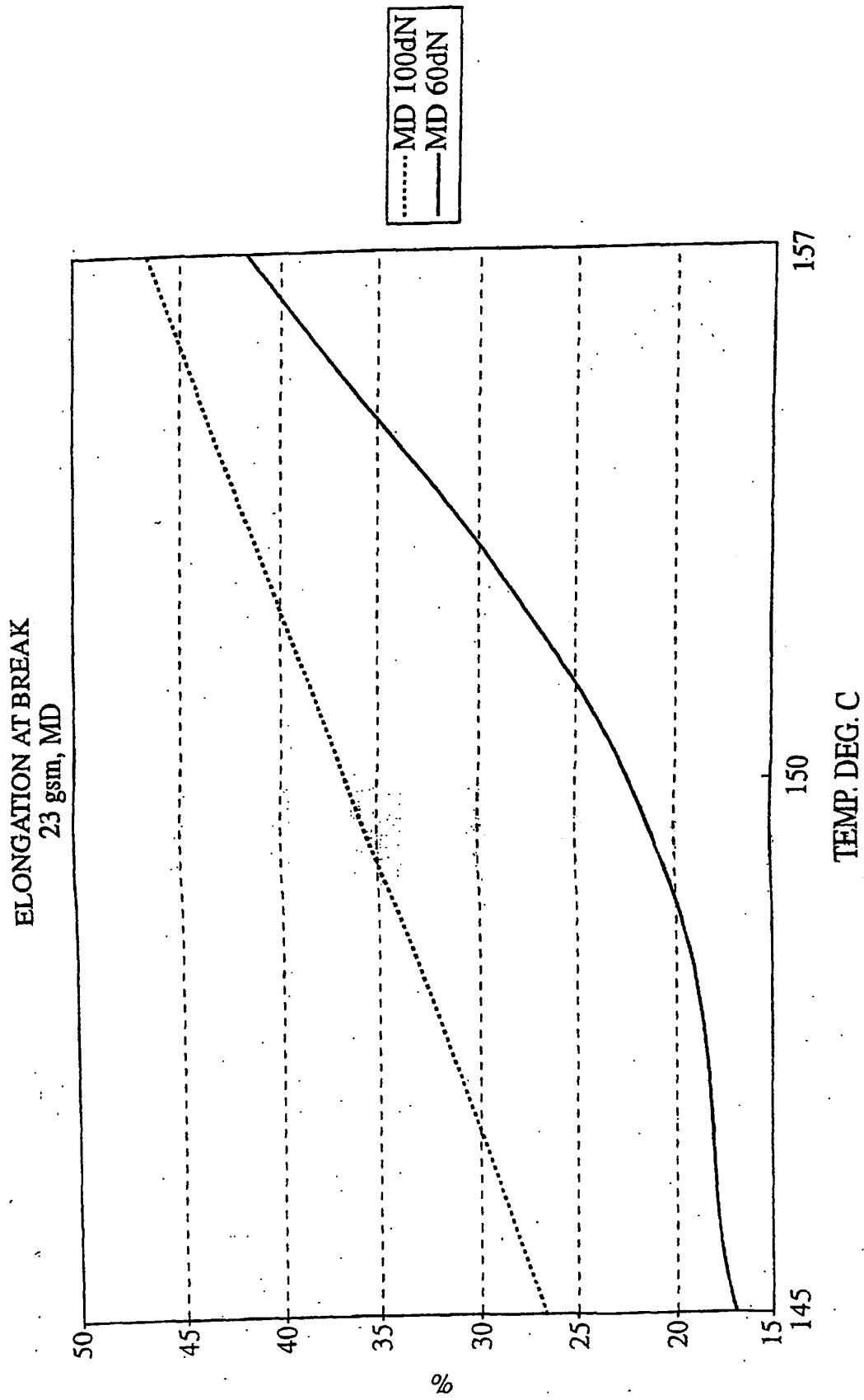
FIG. 5 C



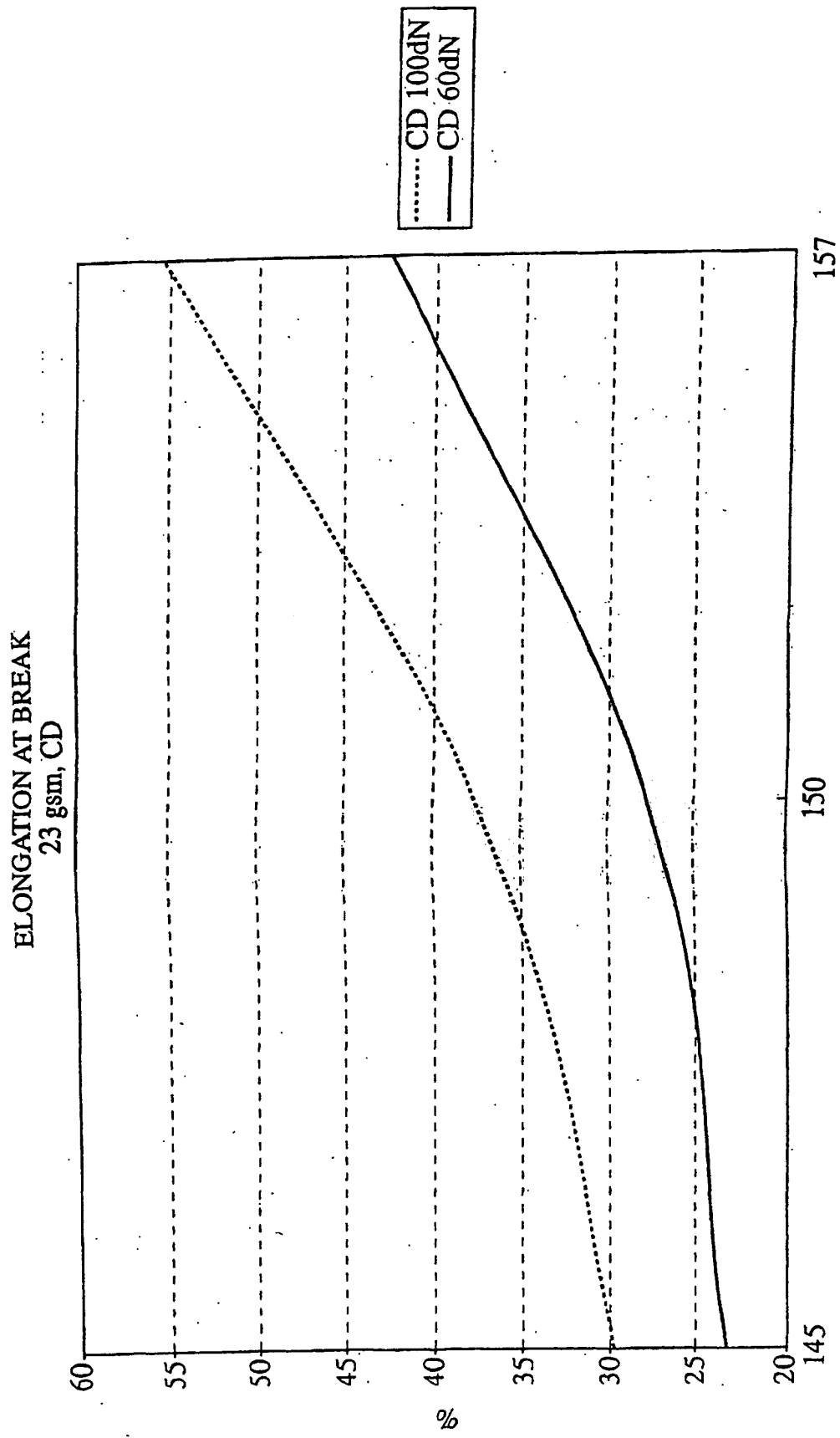




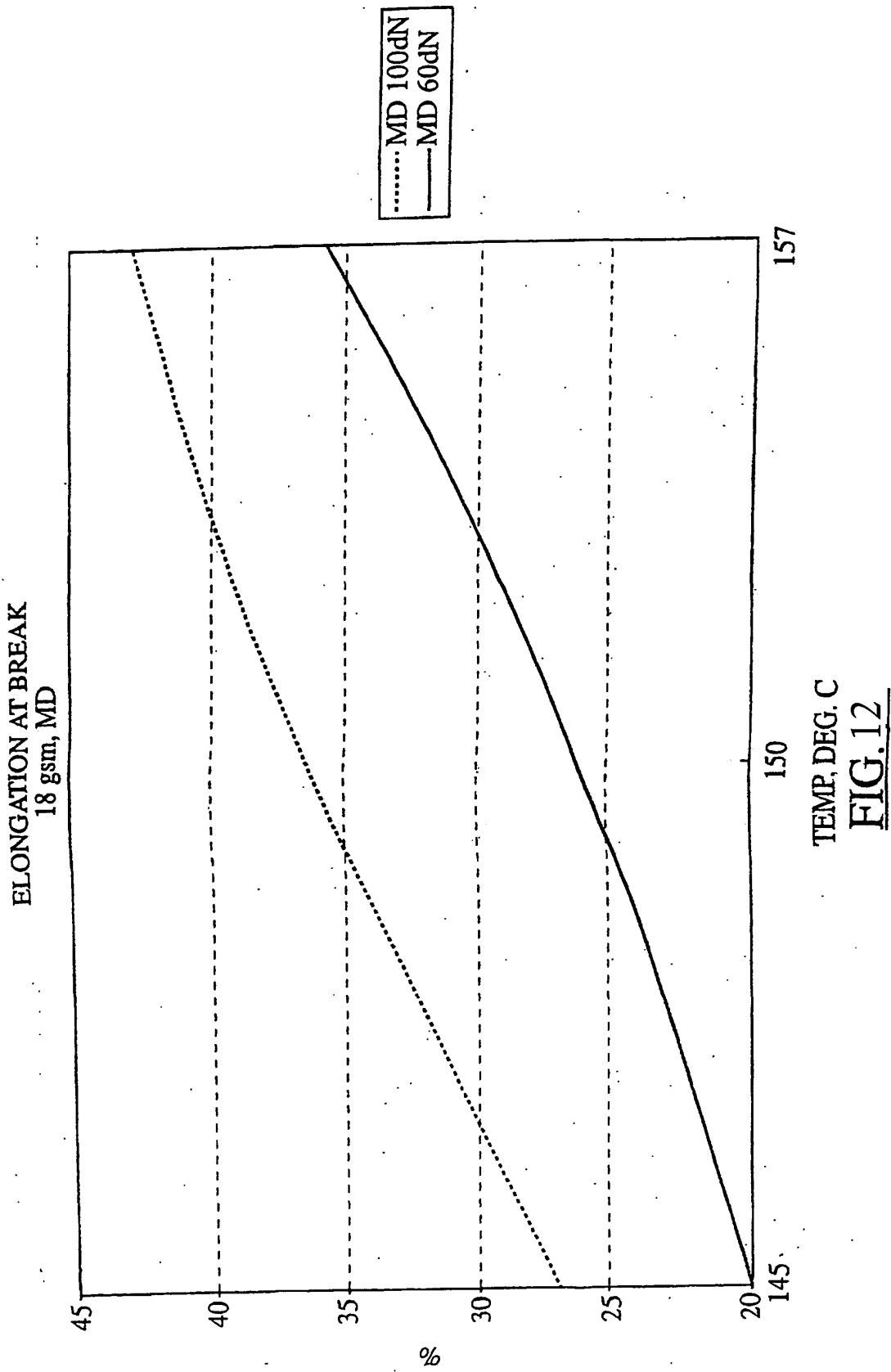


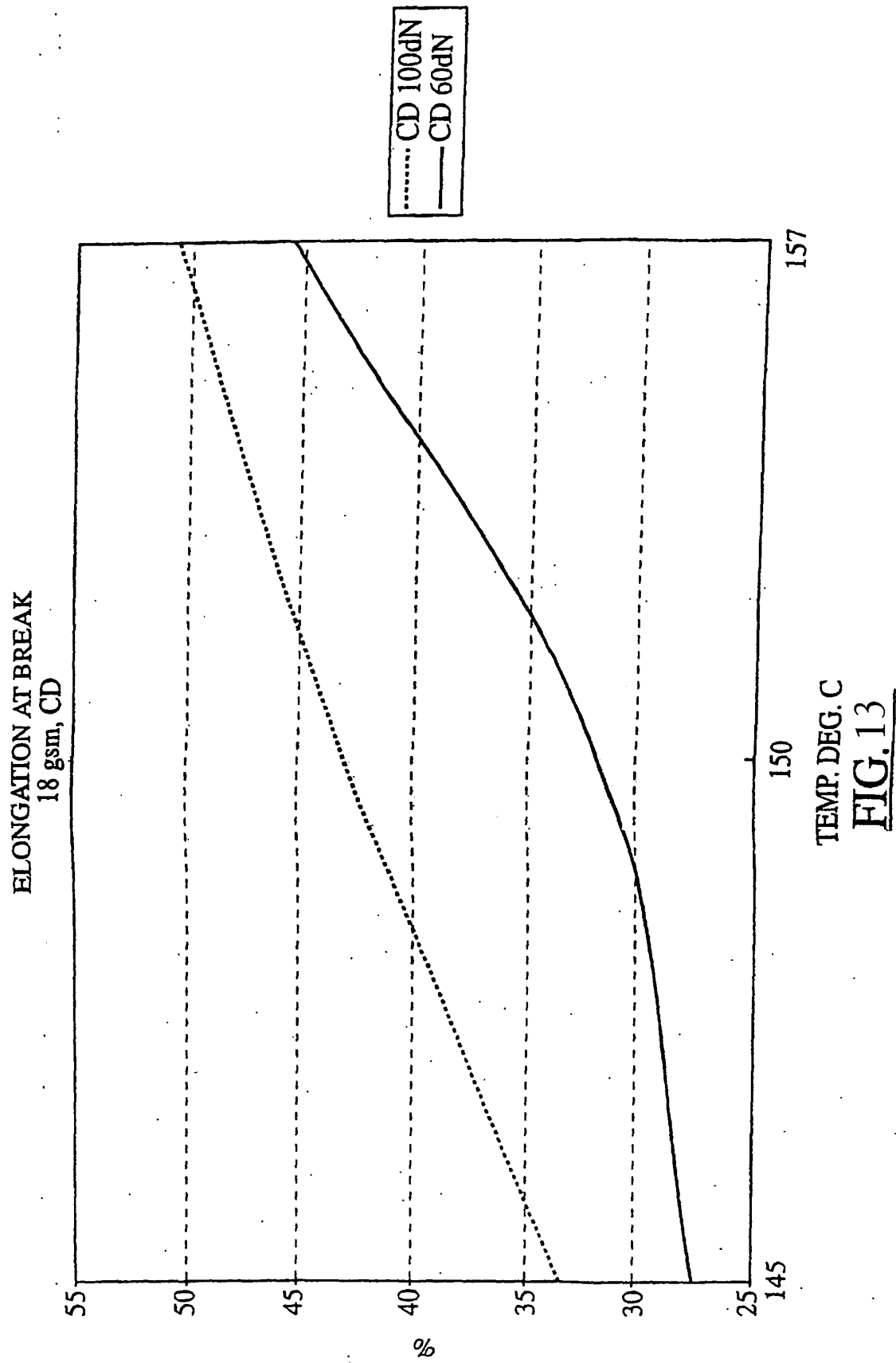


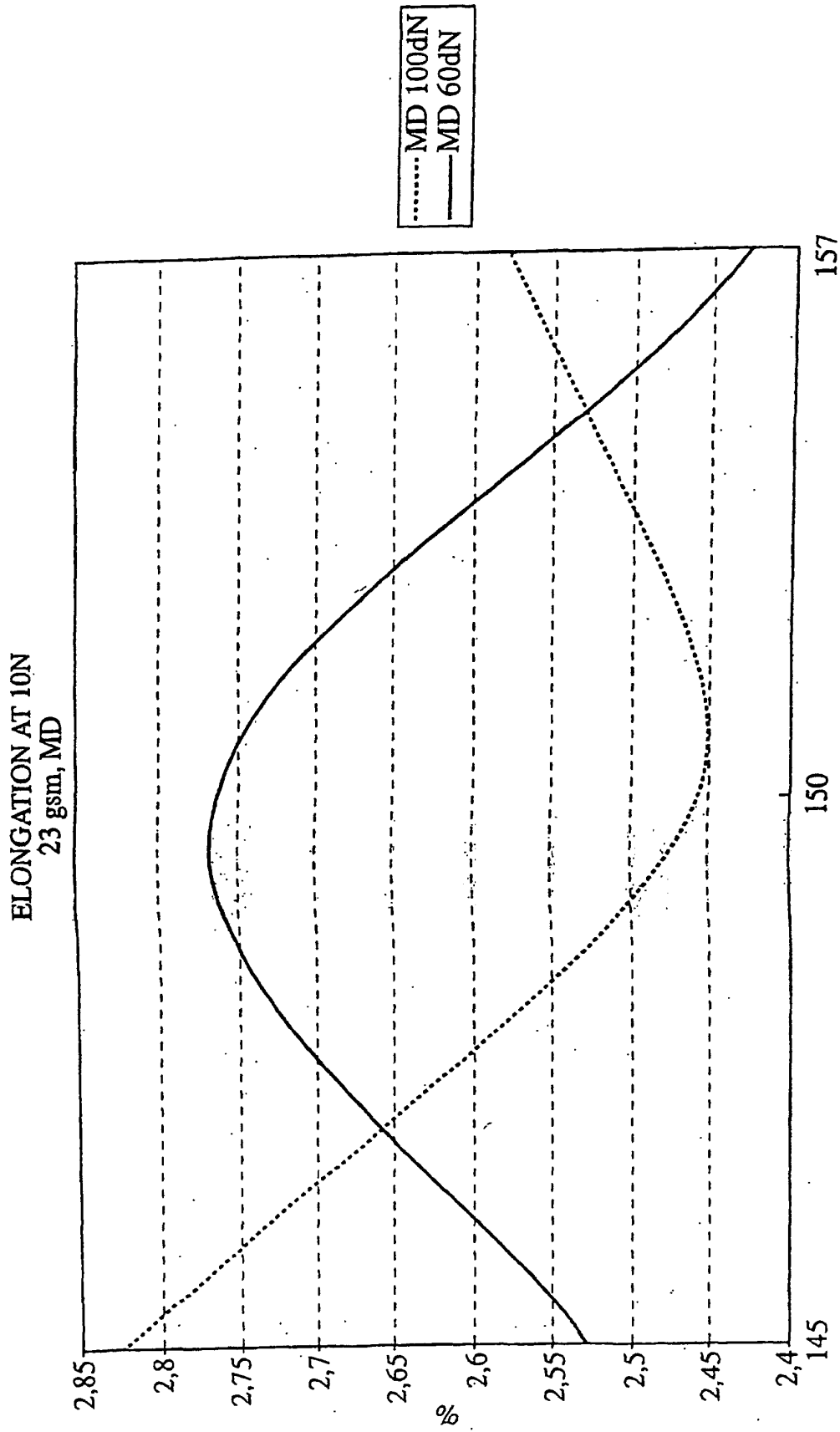
TEMP. DEG. C
FIG. 10



TEMP. DEG. C
FIG. 11

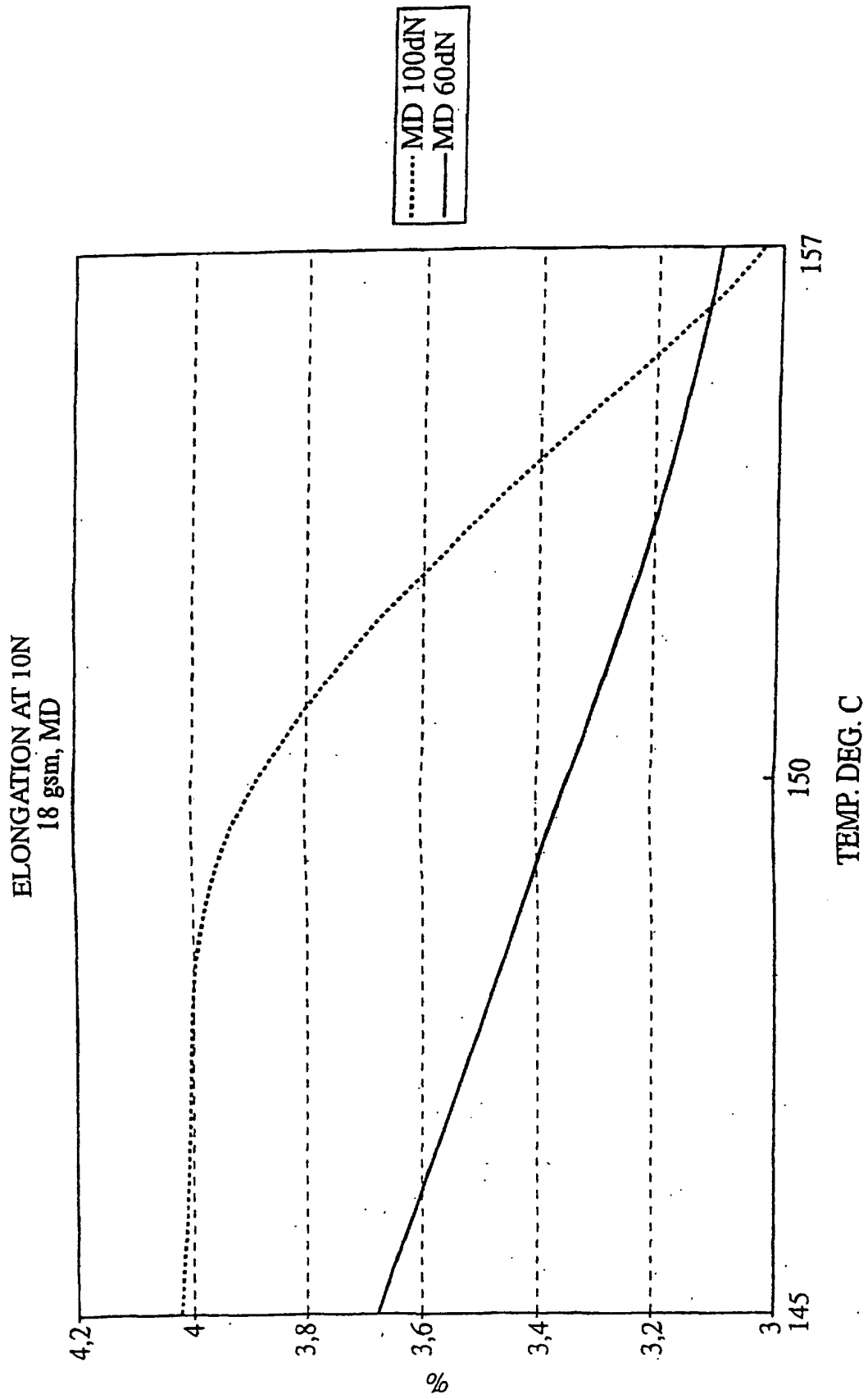


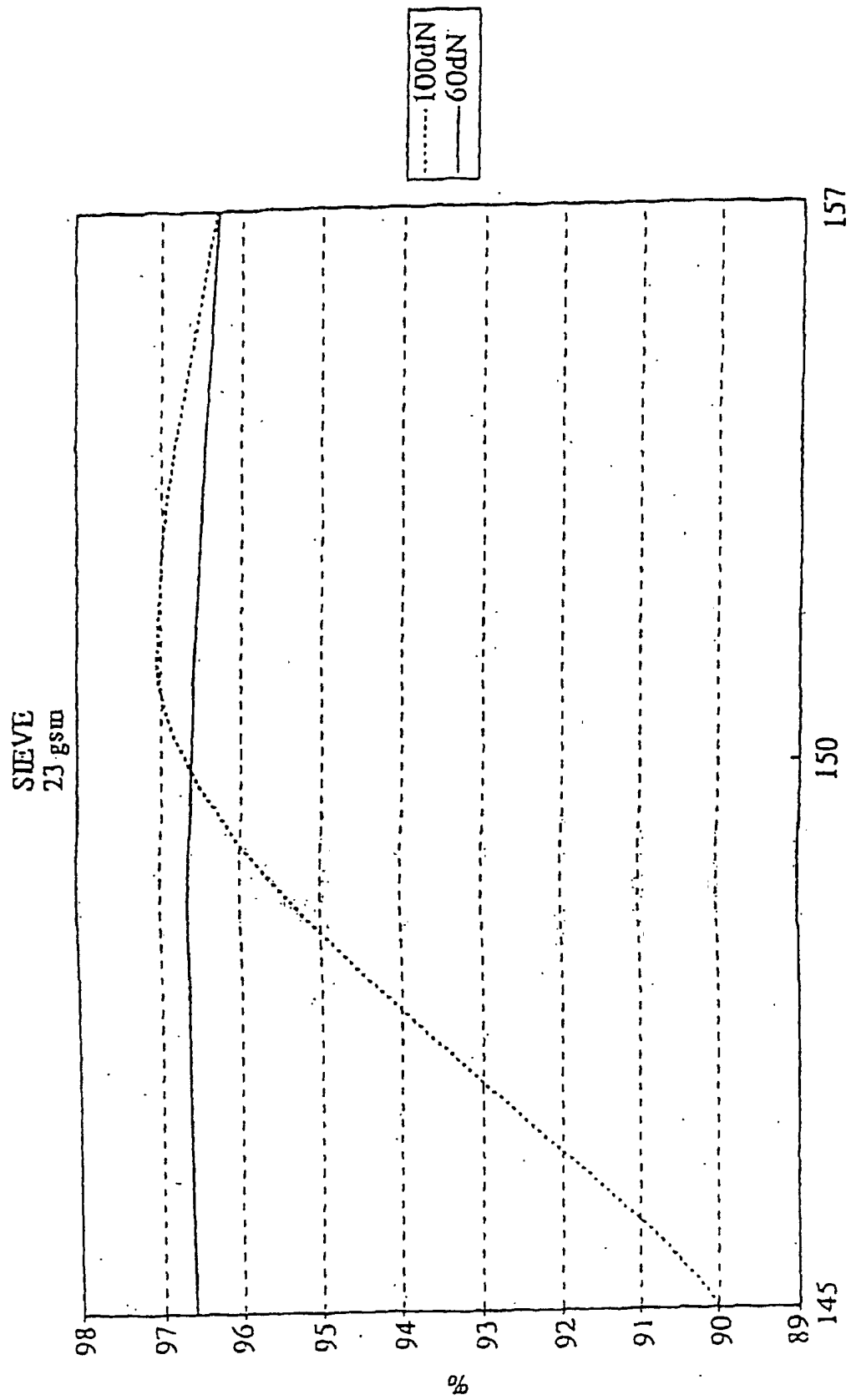




TEMP. DEG. C

FIG. 14





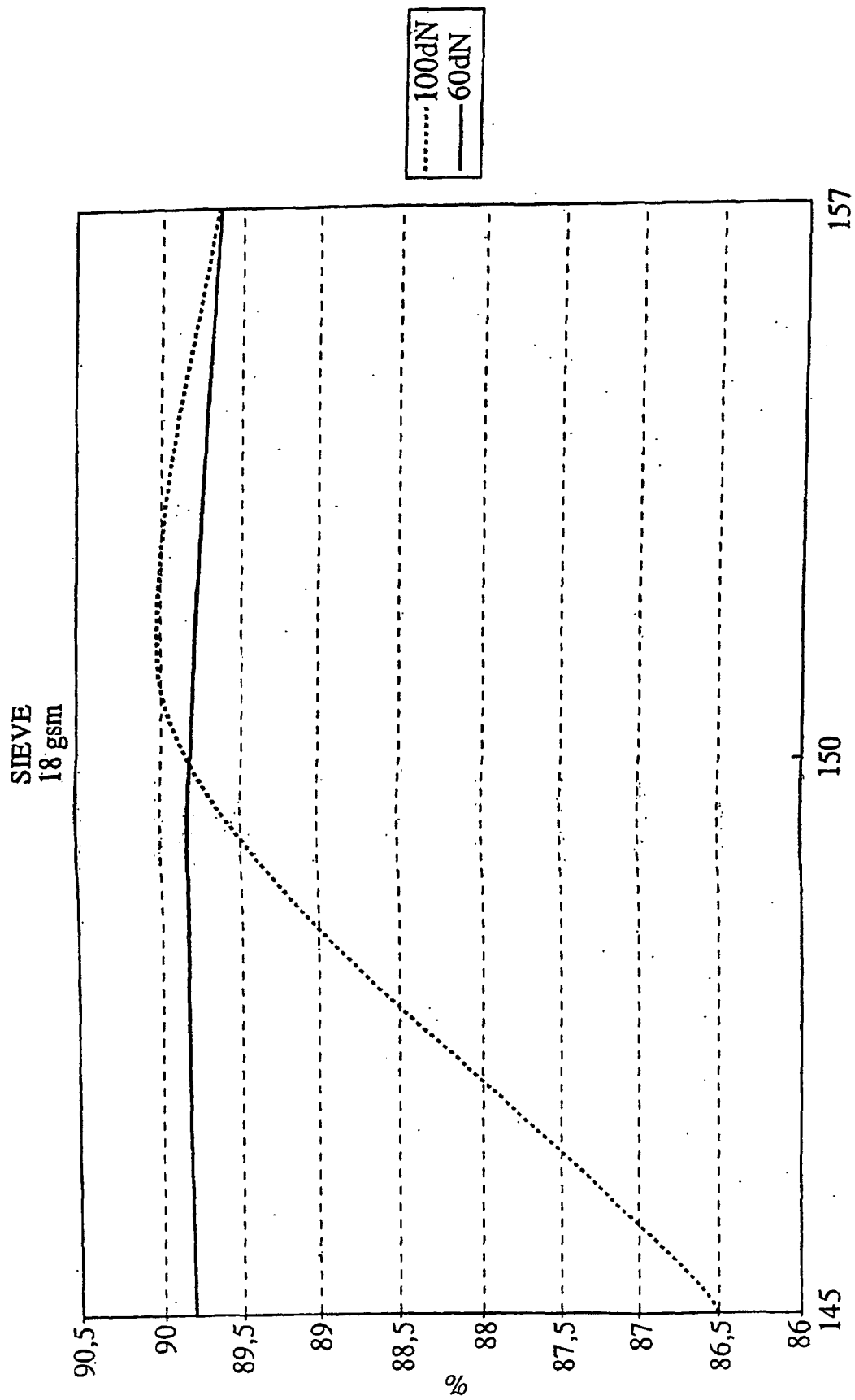


FIG. 17