



(11) **EP 0 900 200 B9**

(12) **CORRECTED EUROPEAN PATENT SPECIFICATION**

(15) Correction information:
Corrected version no 1 (W1 B1)
Corrections, see
Claims EN 20

(51) Int Cl.:
C07D 213/38 (2006.01) A61K 31/44 (2006.01)

(86) International application number:
PCT/US1997/006398

(48) Corrigendum issued on:
29.04.2009 Bulletin 2009/18

(87) International publication number:
WO 1997/040011 (30.10.1997 Gazette 1997/46)

(45) Date of publication and mention
of the grant of the patent:
03.12.2008 Bulletin 2008/49

(21) Application number: **97921232.1**

(22) Date of filing: **16.04.1997**

(54) **PHARMACEUTICAL COMPOSITIONS FOR PREVENTION AND TREATMENT OF CENTRAL NERVOUS SYSTEM DISORDERS**

PHARMAZEUTISCHE ZUSAMMENSTELLUNGEN ZUR PRÄVENTION UND BEHANDLUNG VON ZNS-ERKRANKUNGEN

PREPARATIONS PHARMACEUTIQUES POUR LA PREVENTION ET LE TRAITEMENT DE TROUBLES DU SYSTEME NERVEUX CENTRAL

(84) Designated Contracting States:
**AT BE CH DE DK ES FI FR GB GR IE IT LI LU MC
NL PT SE**

(30) Priority: **23.04.1996 US 631761**

(43) Date of publication of application:
10.03.1999 Bulletin 1999/10

(60) Divisional application:
08014695.4 / 1 997 806

(73) Proprietor: **Targacept, Inc.**
Winston-Salem, NC 27101 (US)

(72) Inventors:
• **CALDWELL, William, Scott**
Winston-Salem, NC 27106 (US)
• **DULL, Gary, Maurice**
Lewisville, NC 27023 (US)
• **DOBSON, Grayland, Page**
Winston-Salem, NC 27127 (US)

(74) Representative: **Horner, Martin Grenville et al**
Marks & Clerk LLP
19 Royal Exchange Square
Glasgow
G1 3AE (GB)

(56) References cited:
WO-A-96/20600 WO-A-96/20929
US-A- 4 684 654 US-A- 5 616 716

- **JOURNAL OF MEDICINAL CHEMISTRY, vol. 32, no. 8, 1989, WASHINGTON US, pages 1820-1835, XP002037072 R.W. GUTHRIE ET AL.: "Pentadienyl carboxamide derivatives as antagonists of platelet-activating factor"**

Remarks:

The file contains technical information submitted after the application was filed and not included in this specification

Note: Within nine months of the publication of the mention of the grant of the European patent in the European Patent Bulletin, any person may give notice to the European Patent Office of opposition to that patent, in accordance with the Implementing Regulations. Notice of opposition shall not be deemed to have been filed until the opposition fee has been paid. (Art. 99(1) European Patent Convention).

EP 0 900 200 B9

Description**BACKGROUND OF THE INVENTION**

[0001] The present invention relates to compounds having pharmaceutical properties, and in particular, to compounds useful for preventing and treating central nervous system (CNS) disorders. The present invention relates to a method for treating patients suffering from or susceptible to such disorders, and in particular, to a method for treating patients suffering from those disorders which are associated with neurotransmitter system dysfunction. The present invention also relates to compositions of matter useful as pharmaceutical compositions in the prevention and treatment of CNS disorders which have been attributed to neurotransmitter system dysfunction.

[0002] CNS disorders are a type of neurological disorder. CNS disorders can be drug induced; can be attributed to genetic predisposition, infection or trauma; or can be of unknown etiology. CNS disorders comprise neuropsychiatric disorders, neurological diseases and mental illnesses; and include neurodegenerative diseases, behavioral disorders, cognitive disorders and cognitive affective disorders. There are several CNS disorders whose clinical manifestations have been attributed to CNS dysfunction (i.e., disorders resulting from inappropriate levels of neurotransmitter release, inappropriate properties of neurotransmitter receptors, and/or inappropriate interaction between neurotransmitters and neurotransmitter receptors). Several CNS disorders can be attributed to a cholinergic deficiency, a dopaminergic deficiency, an adrenergic deficiency and/or a serotonergic deficiency. CNS disorders of relatively common occurrence include presenile dementia (early onset Alzheimer's disease), senile dementia (dementia of the Alzheimer's type), Parkinsonism including Parkinson's disease, Huntington's chorea, tardive dyskinesia, hyperkinesia, mania, attention deficit disorder, anxiety, dyslexia, schizophrenia and Tourette's syndrome.

[0003] Senile dementia of the Alzheimer's type (SDAT) is a debilitating neurodegenerative disease, mainly afflicting the elderly; characterized by a progressive intellectual and personality decline, as well as a loss of memory, perception, reasoning, orientation and judgment. One feature of the disease is an observed decline in the function of cholinergic systems, and specifically, a severe depletion of cholinergic neurons (i.e., neurons that release acetylcholine, which is believed to be a neurotransmitter involved in learning and memory mechanisms). See, Jones, et al., Intern. J. Neurosci., Vol. 50, p. 147 (1990); Perry, Br. Med. Bull., Vol. 42, p. 63 (1986) and Sitaram, et al., Science, Vol. 201, p. 274 (1978). It has been observed that nicotinic acetylcholine receptors, which bind nicotine and other nicotinic agonists with high affinity, are depleted during the progression of SDAT. See, Giacobini, J. Neurosci. Res., Vol. 27, p. 548 (1990); and Baron, Neurology, Vol. 36, p. 1490 (1986). As such, it would seem desirable to provide therapeutic compounds which either directly activate nicotinic receptors in place of acetylcholine or act to minimize the loss of those nicotinic receptors.

[0004] Certain attempts have been made to treat SDAT. For example, nicotine has been suggested to possess an ability to activate nicotinic cholinergic receptors upon acute administration, and to elicit an increase in the number of such receptors upon chronic administration to animals. See, Rowell, Adv. Behav. Biol., Vol. 31, p. 191 (1987); and Marks, J. Pharmacol. Exp. Ther., Vol. 226, p. 817 (1983). It also has been proposed that nicotine can act directly to elicit the release of acetylcholine in brain tissue, to improve cognitive functions, and to enhance attention. See, Rowell, et al., J. Neurochem., Vol. 43, p. 1593 (1984); Sherwood, Human Psychopharm., Vol. 8, pp. 155-184 (1993); Hodges, et al., Bio. of Nic., Edit. by Lippiello, et al., p. 157 (1991); Sahakian, et al., Br. J. Psych., Vol. 154, p. 797 (1989); and U.S. Patent Nos. 4,965,074 to Leeson and 5,242,935 to Lippiello et al. Other methods for treating SDAT have been proposed, including U.S. Patent Nos. 5,212,188 to Caldwell et al. and 5,227,391 to Caldwell et al. and European Patent Application No. 588,917. Another proposed treatment for SDAT is Cognex, which is a capsule containing tacrine hydrochloride, available from Parke-Davis Division of Warner-Lambert Company, which reportedly preserves existing acetylcholine levels in patients treated therewith.

[0005] Parkinson's disease (PD) is a debilitating neurodegenerative disease, presently of unknown etiology, characterized by tremors and muscular rigidity. A feature of the disease appears to involve the degeneration of dopaminergic neurons (i.e., which secrete dopamine). One symptom of the disease has been observed to be a concomitant loss of nicotinic receptors which are associated with such dopaminergic neurons, and which are believed to modulate the process of dopamine secretion. See, Rinne, et al., Brain Res., Vol. 54, pp. 167-170 (1991) and Clark, et al., Br. J. Pharm., Vol. 85, pp. 827-835 (1985). It also has been proposed that nicotine can ameliorate the symptoms of PD. See, Smith et al., Rev. Neurosci., Vol. 3(1), pp. 25-43 (1982).

[0006] Certain attempts have been made to treat PD. One proposed treatment for PD is Sinemet CR, which is a sustained-release tablet containing a mixture of carbidopa and levodopa, available from The DuPont Merck Pharmaceutical Co. Another proposed treatment for PD is Eldepryl, which is a tablet containing selegiline hydrochloride, available from Somerset Pharmaceuticals, Inc. Another proposed treatment for PD is Parlodel, which is a tablet containing bromocriptine mesylate, available from Sandoz Pharmaceuticals Corporation. Another method for treating PD and a variety of other neurodegenerative diseases has been proposed in U.S. Patent No. 5,210,076 to Berliner et al.

[0007] Tourette's syndrome (TS) is an autosomal dominant neuropsychiatric disorder characterized by a range of neurological and behavioral symptoms. Topical symptoms include (i) the onset of the disorder before the age of 21

years, (ii) multiple motor and phonic tics although not necessarily concurrently, (iii) variance in the clinical phenomenology of the tics, and (iv) occurrence of quasi daily tics throughout a period of time exceeding a year. Motor tics generally include eye blinking, head jerking, shoulder shrugging and facial grimacing; while phonic or vocal tics include throat clearing, sniffing, yelping, tongue clicking and uttering words out of context. The pathophysiology of TS presently is unknown, however it is believed that neurotransmission dysfunction is implicated with the disorder. See, Calderon-Gonzalez et al., *Intern. Pediat.*, Vol. 8(2), pp. 176-188 (1993) and *Oxford Textbook of Medicine*, Eds. Weatherall et al., Chapter 21.218 (1987).

[0008] It has been proposed that nicotine pharmacology is beneficial in suppressing the symptoms associated with TS. See, Devor et al., *The Lancet*, Vol. 8670, p. 1046 (1989); Jarvik, *British J. of Addiction*, Vol. 86, pp. 571-575 (1991); McConville et al., *Am. J. Psychiatry*, Vol. 148 (6), pp. 793-794 (1991); Newhouse et al., *Brit. J. Addic.*, Vol. 86, pp. 521-526 (1991); McConville et al., *Biol. Psychiatry*, Vol. 31, pp. 832-840 (1992); and Sanberg et al., *Proceedings from Intl. Symp. Nic.*, S39 (1994). It also has been proposed to treat TS using Haldol, which is haloperidol available from McNeil Pharmaceutical; Catapres, which is clonidine available from Boehringer Ingelheim Pharmaceuticals, Inc.; Orap, which is pimozone available from Gate Pharmaceuticals; Prolixin, which is fluphenazine available from Apoteco Division of Bristol-Myers Squibb Co., and Klonopin, which is clonazepam available from Hoffmann-LaRoche Inc.

[0009] Attention deficit disorder (ADD) is a disorder which affects mainly children, although ADD can affect adolescents and adults. See, Vinson, *Arch. Fam. Med.*, Vol. 3 (5), pp. 445-451 (1994); Hechtman, *J. Psychiatry Neurosci*, Vol. 19 (3), pp. 193-201 (1994); Faraone et al., *Biol Psychiatry*, Vol. 35 (6), pp. 398-402 (1994) and Malone et al., *J. Child Neuro.*, Vol. 9 (2), pp. 181-189 (1994). Subjects suffering from the disorder typically have difficulty concentrating, listening, learning and completing tasks and are restless, fidgety, impulsive and easily distracted. Attention deficit disorder with hyperactivity (ADHD) includes the symptoms of ADD as well as a high level of activity (e.g., restlessness and movement). Attempts to treat ADD have involved administration of Dexedrine, which is a sustained release capsule containing dextroamphetamine sulfate, available from SmithKline Beecham Pharmaceuticals; Ritalin, which is a tablet containing methylphenidate hydrochloride, available from Ciba Pharmaceutical Company; and Cylert, which is a tablet containing premoline, available from Abbott Laboratories. In addition, it has been reported that administration of nicotine to an individual improves that individual's selective and sustained attention. See, Warburton et al., *Cholinergic control of cognitive resources*, *Neuropsychobiology*, Eds. Mendlewicz, et al., pp 43-46 (1993).

[0010] Schizophrenia is characterized by psychotic symptoms including delusions, catatonic behavior and prominent hallucinations, and ultimately results in a profound decline in the psychosocial affect of the subject suffering therefrom. Traditionally, schizophrenia has been treated with Klonopin, which is available as a tablet containing clonazepam, available from Hoffmann-LaRoche Inc.; Thorazine, which is available as a tablet containing chlorpromazine, available from SmithKline Beecham Pharmaceuticals; and Clozaril, which is a tablet containing clozapine, available from Sandoz Pharmaceuticals. Such neuroleptics are believed to be effective as a result of interaction thereof with the dopaminergic pathways of the CNS. In addition, a dopaminergic dysfunction possessed by individuals suffering from schizophrenia has been proposed. See, Lieberman et al., *Schizophr. Bull.*, Vol. 19, pp. 371-429 (1993) and Glassman, *Amer. J. Psychiatry*, Vol. 150, pp. 546-553 (1993). Nicotine has been proposed as being effective in effecting neurotransmitter dysfunction associated with schizophrenia. See, Merriam et al., *Psychiatr. Annals*, Vol. 23, pp. 171-178 (1993) and Adler et al., *Biol. Psychiatry*, Vol. 32, pp. 607-616 (1992).

[0011] Nicotine has been proposed to have a number of pharmacological effects. Certain of those effects may be related to effects upon neurotransmitter release. See, for example, Sjak-shie et al., *Brain Res.*, Vol. 624, pp. 295-298 (1993), where neuroprotective effects of nicotine are proposed. Release of acetylcholine and dopamine by neurons upon administration of nicotine has been reported by Rowell et al., *J. Neurochem.*, Vol. 43, pp. 1593-1598 (1984); Rapier et al., *J. Neurochem.*, Vol. 50, pp. 1123-1130 (1988); Sandor et al., *Brain Res.*, Vol. 567, pp. 313-316 (1991) and Vizi, *Br. J. Pharmacol.*, Vol. 47, pp. 765-777 (1973). Release of norepinephrine by neurons upon administration of nicotine has been reported by Hall et al., *Biochem. Pharmacol.*, Vol. 21, pp. 1829-1838 (1972). Release of serotonin by neurons upon administration of nicotine has been reported by Hery et al., *Arch. Int. Pharmacodyn. Ther.*, Vol. 296, pp. 91-97 (1977). Release of glutamate by neurons upon administration of nicotine has been reported by Toth et al., *Neurochem Res.*, Vol. 17, pp. 265-271 (1992). Therefore, it would be desirable to provide a pharmaceutical composition containing an active ingredient having nicotinic pharmacology, which pharmaceutical composition is capable of illiciting neurotransmitter release within a subject in order to prevent or treat a neurological disorder. In addition, nicotine reportedly potentiates the pharmacological behavior of certain pharmaceutical compositions used for the treatment of certain CNS disorders. See, Sanberg et al., *Pharmacol. Biochem. & Behavior*, Vol. 46, pp. 303-307 (1993); Harsing et al., *J. Neurochem.*, Vol. 59, pp. 48-54 (1993) and Hughes, *Proceedings from Intl. Symp. Nic.*, S40 (1994). Furthermore, various other beneficial pharmacological effects of nicotine have been proposed. See, Decina et al., *Biol. Psychiatry*, Vol. 28, pp. 502-508 (1990); Wagner et al., *Pharmacopsychiatry*, Vol. 21, pp. 301-303 (1988); Pomerleau et al., *Addictive Behaviors*, Vol. 9, p. 265 (1984); Onaivi et al., *Life Sci.*, Vol. 54(3), pp. 193-202 (1994) and Hamon, *Trends in Pharmacol. Res.*, Vol. 15, pp. 36-39.

[0012] It would be desirable to provide a useful method for the prevention and treatment of a CNS disorder by administering a nicotinic compound to a patient susceptible to or suffering from such a disorder. It would be highly beneficial

to provide individuals suffering from certain CNS disorders with interruption of the symptoms of those diseases by the administration of a pharmaceutical composition which has nicotinic pharmacology and which has a beneficial effect upon the functioning of the CNS, but which does not provide any significant associated side effects (e.g., increased heart rate and blood pressure) attendant with interaction of that compound with cardiovascular sites. It would be highly desirable to provide a pharmaceutical composition incorporating a compound which interacts with nicotinic receptors which have the potential to affect the functioning of the CNS, but which does not significantly affect those receptors which have the potential to induce undesirable side effects (e.g. appreciable pressor cardiovascular effects and appreciable activity at skeletal muscle sites).

SUMMARY OF THE INVENTION

[0013] The present invention relates to aryl substituted olefinic amine compounds and aryl substituted acetylenic amine compounds. A representative compound is (E)-N-methyl-5-(3-pyridinyl)-4-penten-2-amine.

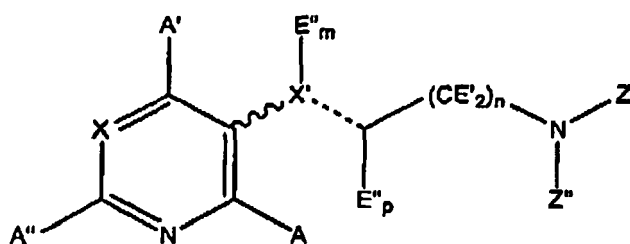
[0014] The present invention relates to uses of the subject compounds for the preparation of medicaments for providing prevention or treatment of a central nervous system (CNS) disorder. The medicaments can be used in methods involving the administration to a subject an effective amount of a compound of the present invention.

[0015] The present invention, in another aspect, relates to a pharmaceutical composition comprising an effective amount of a compound of the present invention. Such a pharmaceutical composition incorporates a compound which has the capability of interacting with relevant nicotinic receptor sites of a subject, and hence has the capability of acting as a therapeutic in the prevention or treatment of a CNS disorder.

[0016] The pharmaceutical compositions of the present invention are useful for the prevention and treatment of CNS disorders. The pharmaceutical compositions provide therapeutic benefit to individuals suffering from certain CNS disorders and exhibiting clinical manifestations of such disorders in that the compounds within those compositions have the potential to (i) exhibit nicotinic pharmacology and affect nicotinic receptors sites in the CNS (e.g. act as a pharmacological agonist to activate nicotinic receptors), and (ii) elicit neurotransmitter secretion, and hence prevent and suppress the symptoms associated with those diseases. In addition, the compounds are expected to have the potential to (i) increase the number of nicotinic cholinergic receptors of the brain of the patient, (ii) exhibit neuroprotective effects and (iii) not provide appreciable adverse side effects (e.g., significant increases in blood pressure and heart rate, and significant effects upon skeletal muscle). The pharmaceutical compositions of the present invention are believed to be safe and effective with regards to prevention and treatment of CNS disorders.

DETAILED DESCRIPTION OF THE REFERRED EMBODIMENT

[0017] The present invention, in one aspect, relates to certain compounds having the formula:

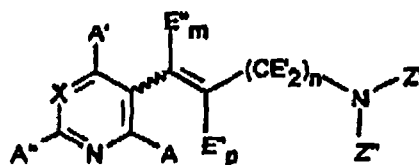


Where X includes N, C-H, C-F, C-Cl, C-Br, C-I, C-NR'R'', C-CF₃, C-CN, C-C₂R', C-SCH₃, C-N₃, C-SO₂CH₃, C-OR', C-SR', C-C(=O)NR'R'', C-NR'C(=O)R', C-(C=O)R', C-C(=O)OR', -CCH₂OR', C-OC(=O)R', COC(=O)NR'R'' and C-NR'C(=O)OR' where R' and R'' are individually hydrogen, alkyl containing one to five carbon atoms, preferably methyl, ethyl or isopropyl, an aromatic group-containing species or a substituted aromatic group-containing species; n is an integer which is 2, 3, 4, 5, 6 or 7, and most preferably is 2 or 3; E' and E'' individually represent hydrogen, alkyl containing one to five carbon atoms (e.g., straight chain or branched alkyl including C₁-C₅, such as methyl, ethyl or isopropyl) or halo substituted lower alkyl (e.g. straight chain or branched alkyl including C₁-C₅ such as trifluoromethyl or trichloromethyl); at least one of E' is a non-hydrogen substituent; Z' is hydrogen and Z'' is methyl; A, A' and A'' individually represent hydrogen, alkyl containing one to five carbon atoms (e.g. straight chain or branched alkyl, preferably methyl or ethyl) or halo (e.g. F, Cl, Br or I); the dashed line in the structure represents a C-C double bond or a C-C triple bond; m is 1 when the dashed line is a C-C double bond, and 0 when the dashed line is a C-C triple bond; p is 1 when the dashed line is a C-C double bond, and 0 when the dashed line is a C-C triple bond; the wavy line in the structure represents a cis (Z) or trans (E) form of the compound when the dashed line is a C-C double bond; and X' represents CH or CE'' when the

dashed line is a C-C double bond, and C when the dashed line is a C-C triple bond. When X represents a carbon atom bonded to a substituent species, that substituent species often has a sigma m value which is between about -0.3 and about 0.75, and frequently between about -0.25 and about 0.6 as determined in accordance with Hansch et al., Chem. Rev., Vol. 91, pp. 165-195 (1991); In certain circumstances when X represents a carbon atom bonded to a substituent species, the dashed line is a C-C double bond and the compound has the trans (E) form, the substituent species is characterised as having a sigma m value not equal to 0. Particularly when the dashed line is a C-C double bond, the compound has the trans (E) form, A, A', A'' and Z' all are hydrogen, n is 2, and Z'' is methyl, the substituent species is characterised as having a sigma m value not equal to 0. Particularly when the dashed line is a C-C double bond, the compound has the trans (E) form, A, A', A'' and Z' all are hydrogen, n is 2, and Z'' is methyl, at least one of E' or E'' is lower alkyl or halo substituted lower alkyl. In addition, it is highly preferred that A is hydrogen, it is preferred that A' is hydrogen, and normally A'' is hydrogen. Generally, both A and A' are hydrogen; sometimes A and A' are hydrogen, and A'' is methyl or ethyl; and often A, A' and A'' are all hydrogen. Depending upon the identity and positioning of each individual E' or E'', certain compounds can be optically active. Typically, the values of each of m and p, and the selection of E', are such that up to about 4, and frequently up to 3, of the substituents designated as E' and E'' are non-hydrogen substituents (i.e., substituents such as lower alkyl or halo-substituted lower alkyl).

[0018] Representative compounds are
 N-methyl-5-(3-pyridinyl)-4-pentyn-2-amine,
 N-methyl-6-(3-pyridinyl)-5-hexyn-3-amine,
 N-methyl-1-(3-pyridinyl)-1-heptyn-4-amine,
 N-methyl-1-(3-pyridinyl)-1-octyn-4-amine,
 N-methyl-1-(3-pyridinyl)-1-nonyn-4-amine, and
 N-methyl-5-(3-pyridinyl)-3-methyl-4-pentyn-2-amine,

[0019] Of particular interest are compounds having the formula:



where n, m, p, x, A, A', A'', E', E'', Z' and Z'' are as defined hereinbefore, and those compounds can have the cis (Z) or trans (E) form.

[0020] Representative compounds are (E) and (Z)-N-methyl-4-(3-pyridinyl)-2-methyl-3-buten-1-amine, (E) and (Z)-N-methyl-6-(3-pyridinyl)-5-hexen-3-amine, (E) and (Z)-N-methyl-5-(3-pyridinyl)-2-methyl-4-penten-2-amine, (E) and (Z)-N-methyl-5-(3-pyridinyl)-3-methyl-4-penten-2-amine, (E) and (Z)-N-methyl-5-(3-pyridinyl)-4-penten-2-amine. (E) and (Z)-N-methyl-5-(3-pyridinyl)-3,1,1-trifluoro-4-penten-2-amine, (E) and (Z)-N-methyl-5-(3-pyridinyl)-4-methyl-4-penten-2-amine, (E) and (Z)-N-methyl-1-(3-pyridinyl)-1-octen-4-amine, (E) and (Z)-N-methyl-1-(3-pyridinyl)-5-methyl-1-hepten-4-amine, (E) and (Z)-N-methyl-6-(3-pyridinyl)-2,4-dimethyl-5-hexen-2-amine, (E) and (Z)-N-methyl-6-(3-pyridinyl)-3-methyl-5-hexen-2-amine, (E) and (Z)-N-methyl-6-(3-pyridinyl)-5-hexen-2-amine, (E) and (Z)-N-methyl-6-(3-pyridinyl)-5-methyl-5-hexen-3-amine. For such representative Compounds at least one of m or p are and/or at least one of E' is a non-hydrogen substituent.

[0021] The manner in which aryl substituted aliphatic amine compounds of the present invention are synthetically produced can vary. Preparation of various aryl substituted aliphatic amine compounds can be carried out using the types of techniques disclosed by Rondahl, Acta Pharm. Suec., Vol. 13, pp. 229-234 (1976). Certain metanicotine-type compounds that possess a saturated side chain rather than an olefinic side chain can be prepared by hydrogenation of the corresponding metanicotine-type compounds or the corresponding acetylenic precursors. For example, a dihydrometanicotine-type compound can be prepared by hydrogenation of an (E)-metanicotine-type compound using the types of procedures described by Kamimura et al., Agr. Biol. Chem., Vol. 27, No. 10, pp. 684-688 (1963).

[0022] The manner in which aryl substituted acetylenic amine compounds of the present invention are synthetically

produced can vary. For example, an aryl substituted acetylenic amine compound, such as an N-methyl-4-(3-pyridinyl)-3-butyn-1-amine type compound, can be prepared using a series of synthetic steps: (i) conversion of 3-pyridinecarboxaldehyde to a 1,1-dihalo-2-(3-pyridinyl)-ethylene using a carbon tetrahalide and triphenylphosphine, (ii) side chain elaboration of this intermediate by reaction with butyl lithium and ethylene oxide, affording 4-(3 pyridinyl)-3-butyn-1-ol, (iii) conversion of this intermediate to its methanesulfonate ester, and (iv) mesylate displacement with methylamine, affording an N-methyl-4-(3-pyridinyl)-3-butyn-1-amine type compound. Representative synthetic techniques for aryl substituted acetylenic compounds are set forth in U.S. Patent No. 5,597,919 (Application Serial No. 08/364,979), filed January 6, 1995. Representative alkylene oxides which can be employed include propylene oxide, 1,2-epoxybutane, 1,2-epoxypentane, 1,2-epoxyhexane, 1,2-epoxyheptane, (E)-2,3-epoxybutane and (Z)-2,3-epoxybutane. 5-substituted-3 pyridinecarboxaldehydes, such as 5-ethoxy-3-pyridinecarboxaldehyde, also can be employed.

[0023] The manner in which aryl substituted olefinic amine compounds of the present invention are synthetically produced can vary. (E)-metanicotine-type compounds can be prepared using the techniques set forth by Löffler et al., Chem. Ber., Vol. 42, pp. 3431-3438 (1909) and Laforge, J.A.C.S., Vol. 50, p. 2477 (1928) from substituted nicotine-type compounds. Certain 6-substituted metanicotine-type compounds can be prepared from the corresponding 6-substituted nicotine-type compounds using the general methods of Acheson et al., J. Chem. Soc., Perkin Trans. 1, Vol. 2, pp. 579-585 (1980). The requisite precursors for such compounds, 6-substituted nicotine-type compounds, can be synthesized from 6-substituted nicotinic acid esters using the general methods disclosed by Rondahl, Acta Pharm. Suec., Vol. 14, pp. 113-118 (1977). Preparation of certain 5-substituted metanicotine-type compounds can be accomplished from the corresponding 5-substituted nicotine-type compounds using the general method taught by Acheson et al., J. Chem. Soc. Perkin Trans. 1, Vol. 2, pp. 579-585 (1980). The 5-halo-substituted nicotine-type compounds (e.g., fluoro and bromo-substituted nicotine-type compounds) and the 5-amino nicotine-type compounds can be prepared using the general procedures disclosed by Rondahl, Acta Pharm. Suec., Vol. 14, pp. 113-118 (1977). The 5-trifluoromethyl nicotine-type compounds can be prepared using the techniques and materials set forth in Ashimori et al., Chem. Pharm. Bull., Vol. 38(9), pp. 2446-2458 (1990) and Rondahl, Acta Pharm. Suec., Vol. 14, pp. 113-118 (1977).

[0024] Furthermore, preparation of certain metanicotine-type compounds can be accomplished using a palladium catalyzed coupling reaction of an aromatic halide and a terminal olefin containing a protected amine substituent, removal of the protective group to obtain a primary amine, and optional alkylation to provide a secondary or tertiary amine. In particular, certain metanicotine-type compounds can be prepared by subjecting a 3-halo-substituted, 5-substituted pyridine compound or a 5-halo substituted pyrimidine compound to a palladium catalyzed coupling reaction using an olefin possessing a protected amine functionality (e.g., such an olefin provided by the reaction of a phthalimide salt with 3-halo-1-propene, 4-halo-1-butene, 5-halo-1-pentene or 6-halo-1-hexene). See, Frank et al., J. Org. Chem., Vol. 43(15), pp. 2947-2949 (1978) and Malek et al., J. Org. Chem., Vol. 47, pp. 5395-5397 (1982). Alternatively, certain metanicotine-type compounds can be prepared by coupling an N-protected, modified amino acid residue, such as 4-(N-methyl-N-tert-butyloxycarbonyl)aminobutyric acid methyl ester, with an aryl lithium compound, as can be derived from a suitable aryl halide and butyl lithium. The resulting N-protected aryl ketone is then chemically reduced to the corresponding alcohol, converted to the alkyl halide, and subsequently dehydrohalogenated to introduce the olefin functionality. Removal of the N-protecting group then affords the desired metanicotine-type compound.

[0025] There are a number of different methods for providing (Z)-metanicotine-type compounds. In one method, (Z)-metanicotine-type compounds can be synthesized from nicotine-type compounds as a mixture of E and Z isomers; and the (Z)-metanicotine-type compounds can then be separated by chromatography using the types of techniques disclosed by Sprouse et al., Abstracts of Papers, p. 32, Coresta/TCRC Joint Conference (1972). In another method, metanicotine-type compounds can be prepared by the controlled hydrogenation of the corresponding acetylenic compound (e.g., an N-methyl-4-(3-pyridinyl)-3-butyn-1-amine type compound). For example, certain 5-substituted (Z)-metanicotine-type compounds and certain 6-substituted (Z)-metanicotine-type compounds can be prepared from 5-substituted-3-pyridinecarboxaldehydes and 6-substituted-3-pyridinecarboxaldehydes, respectively. Representative synthetic techniques for (Z)-metanicotine-type compounds are set forth in U.S. Patent Application Serial No. 08/364,979 (Patent US 5,597,919),

[0026] There are yet other methods by which aryl substituted olefinic amine compounds of the present invention can be synthetically produced. An olefinic alcohol, such as 5-hexen-2-ol, is condensed with an aromatic halide, such as 3-bromopyridine or 3-iodopyridine. Typically, the types of procedures set forth in Frank et al., J. Org. Chem., Vol. 43, pp. 2947-2949 (1978) and Malek et al., J. Org. Chem., Vol. 47, pp. 5395-5397 (1982) involving a palladium-catalyzed coupling of an olefin and an aromatic halide are used. The olefinic alcohol optionally can be protected as a t-butyldimethylsilyl ether prior to the coupling. Desilylation then produces the olefinic alcohol. The alcohol condensation product then is converted to an amine using the type of procedures set forth in deCosta et al., J. Org. Chem., Vol. 35, pp. 4334-4343 (1992). Typically, the alcohol condensation product is converted to the aryl substituted olefinic amine by activation of the alcohol using methanesulfonyl chloride or p-toluenesulfonyl chloride, followed by mesylate or tosylate displacement using ammonia, or a primary or secondary amine. Thus, when the amine is ammonia, an aryl substituted olefinic primary amine compound is provided; when the amine is a primary amine such as methylamine or cyclobutylamine, an aryl

substituted olefinic secondary amine compound is provided; and when the amine is a secondary amine such as dimethylamine or pyrrolidine, an aryl substituted olefinic tertiary amine compound is provided. Other representative olefinic alcohols include 4-penten-2-ol, 4-penten-1-ol, 5-hexen-3-ol, 3-methyl-3-buten-1-ol, 2-methyl-3-buten-1-ol, 2-methyl-4-penten-2-ol, 4-methyl-4-penten-1-ol, 4-methyl-4-penten-2-ol, 1-octen-4-ol, 5-methyl-1-hepten-4-ol, 4-methyl-5-hexen-2-ol, 5-methyl-5-hexen-2-ol, 5-hexen-2-ol and 5-methyl-5-hexen-3-ol. Trifluoromethyl-substituted olefinic alcohols, such as 1,1,1-trifluoro-4-penten-2-ol, can be prepared from 1-ethoxy-2,2,2-trifluoro-ethanol and allyltrimethylsilane using the procedures of Kubota et al., *Tetrahedron Letters*, Vol. 33(10), pp. 1351-1354 (1992), or from trifluoroacetic acid ethyl ester and allyltributylstannane using the procedures of Ishihara et al., *Tetrahedron Letters*, Vol. 34(56), pp. 5777-5780 (1993). Certain olefinic alcohols are optically active, and can be used as enantiomeric mixtures or as pure enantiomers in order to provide the corresponding optically active forms of aryl substituted olefinic amine compounds. When an olefinic allylic alcohol, such as methallyl alcohol, is reacted with an aromatic halide, an aryl substituted olefinic aldehyde is produced; and the resulting aldehyde can be converted to an aryl substituted olefinic amine compound by reductive amination (e.g., by treatment using an alkyl amine and sodium cyanoborohydride). Preferred aromatic halides are 3-bromopyridine-type compounds and 3-iodopyridine-type compounds. Typically, substituent groups of such 3-halopyridine-type compounds are such that those groups can survive contact with those chemicals (e.g., tosylchloride and methylamine) and the reaction conditions experienced during the preparation of the aryl substituted olefinic amine compound. Alternatively, substituents such as -OH, -NH₂ and -SH can be protected as corresponding acyl compounds, or substituents such as -NH₂ can be protected as a phthalimide functionality.

[0027] The compounds of the present invention can be employed in a free base form or in a salt form (e.g., as pharmaceutically acceptable salts, such as chloride, perchlorate, ascorbate, sulfate, tartrate, fumarate, citrate, malate, lactate or aspartate salts). One method for providing the compound in salt form is set forth in U.S. Patent No. 5,597,919 (Application Serial No. 08/364,979). Another method for providing the compound in a fumaric salt form involves (i) dissolving one equivalent of the compound in ethanol, (ii) mixing the solution with two equivalent of fumaric acid, (iii) concentrating the resulting solution to dryness, (iv) dissolving the resulting solid in ethanol, and then (v) precipitating the monofumarate salt from the ethanol. Another method for providing the compound in a fumaric salt form involve (i) adding a solution of suitably pure compound dissolved in tetrahydrofuran to a refluxing solution of fumaric acid in a tetrahydrofuran/ethanol co-solvent mixture to form a precipitate, (ii) applying heat and additional ethanol to the mixture to dissolve the precipitate, (iii) cooling the resulting solution, and seeding the solution if necessary, to cause precipitation of salt, and (iv) filtering and collecting the salt.

[0028] The present invention is useful in a method for providing prevention of a CNS disorder to a subject susceptible to such a disorder, and for providing treatment to a subject suffering from a CNS disorder. In particular, the method comprises administering to a patient an amount of a compound effective for providing some degree of prevention of the progression of the CNS disorder (i.e., provide protective effects), amelioration of the symptoms of the CNS disorder, and amelioration of the reoccurrence of the CNS disorder. The method involves administering an effective amount of a compound selected from the general formulae which are set forth hereinbefore. The present invention relates to a pharmaceutical composition incorporating a compound selected from the general formulae which are set forth hereinbefore. Optically active compounds can be employed as racemic mixtures or as enantiomers. CNS disorders which can be treated in accordance with the present invention include presenile dementia (early onset Alzheimer's disease), senile dementia (dementia of the Alzheimer's type), Parkinsonism including Parkinson's disease, Huntington's chorea, tardive dyskinesia, hyperkinesia, mania, attention deficit disorder, anxiety, dyslexia, schizophrenia and Tourette's syndrome.

[0029] The pharmaceutical composition also can include various other components as additives or adjuncts. Exemplary pharmaceutically acceptable components or adjuncts which are employed in relevant circumstances include antioxidants, free radical scavenging agents, peptides, growth factors, antibiotics, bacteriostatic agents, immunosuppressives, buffering agents, anti-inflammatory agents, anti-pyretics, time release binders, anaesthetics, steroids and corticosteroids. Such components can provide additional therapeutic benefit, act to affect the therapeutic action of the pharmaceutical composition, or act towards preventing any potential side effects which may be posed as a result of administration of the pharmaceutical composition. In certain circumstances, a compound of the present invention can be employed as part of a pharmaceutical composition with other compounds intended to prevent or treat a particular CNS disorder.

[0030] The manner in which the compounds are administered can vary. The compounds can be administered by inhalation (e.g., in the form of an aerosol either nasally or using delivery articles of the type set forth in U.S. Patent No. 4,922,901 to Brooks et al.); topically (e.g., in lotion form); orally (e.g., in liquid form within a solvent such as an aqueous or non-aqueous liquid, or within a solid carrier); intravenously (e.g., within a dextrose or saline solution); as an infusion or injection (e.g., as a suspension or as an emulsion in a pharmaceutically acceptable liquid or mixture of liquids); or transdermally (e.g., using a transdermal patch). Although it is possible to administer the compounds in the form of a bulk active chemical, it is preferred to present each compound in the form of a pharmaceutical composition or formulation for efficient and effective administration. Exemplary methods for administering such compounds will be apparent to the skilled artisan. For example, the compounds can be administered in the form of a tablet, a hard gelatin capsule or as a time release capsule. As another example, the compounds can be delivered transdermally using the types of patch

technologies available from Ciba-Geigy Corporation and Alza Corporation. The administration of the pharmaceutical compositions of the present invention can be intermittent, or at a gradual, continuous, constant or controlled rate to a warm-blooded animal, such as a human being. In addition, the time of day and the number of times per day that the pharmaceutical formulation is administered can vary. Administration preferably is such that the active ingredients of the pharmaceutical formulation interact with receptor sites within the body of the subject that effect the functioning of the CNS.

[0031] The dose of the compound is that amount effective to prevent occurrence of the symptoms of the disorder or to treat some symptoms of the disorder from which the patient suffers. By "effective amount", "therapeutic amount" or "effective dose" is meant that amount sufficient to elicit the desired pharmacological or therapeutic effects, thus resulting in effective prevention or treatment of the disorder. Thus, an effective amount of compound is an amount sufficient to pass across the blood-brain barrier of the subject, to bind to relevant receptor sites in the brain of the subject, and to elicit neuropharmacological effects (e.g., elicit neurotransmitter secretion, thus resulting in effective prevention or treatment of the disorder). Prevention of the disorder is manifested by delaying the onset of the symptoms of the disorder. Treatment of the disorder is manifested by a decrease in the symptoms associated with the disorder or an amelioration of the reoccurrence of the symptoms of the disorder.

[0032] The effective dose can vary, depending upon factors such as the condition of the patient, the severity of the symptoms of the disorder, and the manner in which the pharmaceutical composition is administered. For human patients, the effective dose of typical compounds generally requires administering the compound in an amount of at least about 1, often at least about 10, and frequently at least about 25 mg / 24 hr. / patient. For human patients, the effective dose of typical compounds requires administering the compound which generally does not exceed about 500, often does not exceed about 400, and frequently does not exceed about 300 mg /24 hr. / patient. In addition, administration of the effective dose is such that the concentration of the compound within the plasma of the patient normally does not exceed 500 ng/ml, and frequently does not exceed 100 ng/ml.

[0033] The compounds of the present invention have the ability to pass across the blood-brain barrier of the patient. As such, such compounds have the ability to enter the central nervous system of the patient. The log P values of typical compounds useful in carrying out the present invention generally are greater than 0, often are greater than about 0.5, and frequently are greater than about 1. The log P values of such typical compounds generally are less than about 3.0, and generally are less than about 2.5. Log P values provide a measure of the ability of a compound to pass across a diffusion barrier, such as a biological membrane. See, Hansch, et al., J. med. Chem., Vol. 11, p. 1 (1968).

[0034] The compounds of the present invention have the ability to bind to, and cause activation of, nicotinic cholinergic receptors of the brain of the patient. As such, such compounds have the ability to express nicotinic pharmacology, and in particular, to act as nicotinic agonists. The receptor binding constants of typical compounds useful in carrying out the present invention generally exceed about 1 nM, and often exceed about 5 nM. The receptor binding constants of such typical compounds generally are less than about 10 μ M, often are less than about 1 μ M, and frequently are less than about 100 nM. Receptor binding constants provide a measure of the ability of the compound to bind to half of the relevant receptor sites of certain brain cells of the patient. See, Cheng, et al., Biochem. Pharmacol., Vol. 22, pp. 3099-3108. (1973).

[0035] The compounds of the present invention have the ability to demonstrate a nicotinic function by effectively eliciting ion flux through, and neurotransmitter secretion from, nerve ending preparations (i.e., thalamic or striatal synaptosomes). As such, such compounds have the ability to cause relevant neurons to become activated, and to release or secrete acetylcholine, dopamine, and other neurotransmitters. Generally, typical compounds useful in carrying out the present invention effectively provide for relevant receptor activation in amounts of at least about 30 percent, often at least about 50 percent, and frequently at least about 75 percent, of that maximally provided by (S)-(-)-nicotine. Generally, typical compounds useful in carrying out the present invention are more potent than (S)-(-)-nicotine in eliciting relevant receptor activation. Generally, typical compounds useful in carrying out the present invention effectively provide for the secretion of dopamine in amounts of at least about 50 percent, often at least about 75 percent, and frequently at least about 100 percent, of that maximally provided by (S)-(-)-nicotine. Certain compounds of the present invention can provide secretion of dopamine in an amount which can exceed that maximally provided by (S)-(-)-nicotine. Generally, typical compounds useful in carrying out the present invention are less potent than (s)-(-)nicotine in eliciting neurotransmitter secretion, such as dopamine secretion.

[0036] The compounds of the present invention, when employed in effective amounts lack the ability to elicit activation of nicotinic receptors of human muscle to any significant degree. In that regard, the compounds of the present invention demonstrate poor ability to cause isotopic rubidium ion flux through nicotinic receptors in cell preparations derived from muscle preparations. Thus, such compounds exhibit receptor activation constants or EC50 values (i.e., which provide a measure of the concentration of compound needed to activate half of the relevant receptor sites of the skeletal muscle of a patient) which are extremely high (i.e., greater than about 1mM). Generally, typical compounds useful in carrying the present invention activate isotopic rubidium ion flux by less than 5 percent of that maximally provided by (S)-(-)-nicotine.

[0037] The compounds of the present invention, when employed in effective amounts are selective to certain relevant nicotinic receptors, but do not cause significant activation of receptors associated with undesirable side effects. By this is meant that a particular dose of compound resulting in prevention and/or treatment of a CNS disorder, is essentially

ineffective in eliciting activation of certain ganglionic-type nicotinic receptors. This selectivity of the compounds of the present invention against those receptors responsible for cardiovascular side effects is demonstrated by a lack of the ability of those compounds to activate nicotinic function of adrenal chromaffin tissue. As such, such compounds have poor ability to cause isotopic rubidium ion flux through nicotinic receptors in cell preparations derived from the adrenal gland. Generally, typical compounds useful in carrying the present invention activate isotopic rubidium ion flux by less than 10 percent, often by less than 5 percent, of that maximally provided by S(-) nicotine.

[0038] Compounds of the present invention, when employed in effective amounts are effective towards providing some degree of prevention of the progression of CNS disorders, amelioration of the symptoms of CNS disorders, and amelioration to some degree of the reoccurrence of CNS disorders. However, such effective amounts of those compounds are not sufficient to elicit any appreciable side effects, as is demonstrated by decreased effects on preparations believed to reflect effects on the cardiovascular system, or effects to skeletal muscle. As such, administration of compounds of the present invention provides a therapeutic window in which treatment of certain CNS disorders is provided, and side effects are avoided. That is, an effective dose of a compound of the present invention is sufficient to provide the desired effects upon the CNS, but is insufficient (i.e., is not at a high enough level) to provide undesirable side effects.

Preferably, effective administration of a compound of the present invention resulting in treatment of CNS disorders occurs upon administration of less than 1/5, and often less than 1/10, that amount sufficient to cause any side effects to a significant degree.

[0039] The following example is provided in order to further illustrate various embodiments of the invention but should not be construed as limiting the scope thereof. Unless otherwise noted, all parts and percentages are by weight.

EXAMPLE

[0040] Sample No. 1 which does not form part of the present invention is 5-ethoxy-metanicotine or (E) -N-methyl-4-[3-(5-ethoxypyridin)yl]-3-buten-1-amine, which was prepared essentially in accordance with the following techniques:

3-Bromo-5-ethoxypyridine

[0041] 3,5-Dibromopyridine (98%) was purchased from Lancaster Chemical Company. Sodium ethoxide (96%) and N,N-dimethylformamide (DMF) (99.9+%, HPLC grade) were purchased from Aldrich Chemical Company. Under a nitrogen atmosphere, a mixture of 3,5-dibromopyridine (5.00 g, 21.1 mmol), sodium ethoxide (2.87 g, 42.2 mmol), and DMF (10 mL) was stirred and heated at 65°C for 15 h. The mixture was poured into water (70 mL), and anhydrous diethyl ether (155 mL) was added. Because of insoluble solids, it was necessary to filter both phases. The aqueous layer was separated and extracted with ether (2 x 25, 3 x 50 mL). The combined ether extracts were dried (MgSO₄), filtered, and concentrated by rotary evaporation, producing a dark-brown syrup. The brown residue was purified by vacuum distillation, affording 0.76 g (17.9%) of an oil, bp 105°C at 5 mm Hg. ¹H NMR (CDCl₃): δ 9.12 (br s, 1H), 8.83 (br s, 1H), 8.42 (dd, 1H), 4.41 (q, 2H), 1.42 (t, 3H). ¹³C NMR (CDCl₃): δ 142.72, 136.50, 123.78, 64.31, 14.57.

(E)-4-[3-(5-Ethoxypyridin)yl]-3-buten-1-ol

[0042] 3-Buten-1-ol (99%) was purchased from Aldrich Chemical Company. Under a nitrogen atmosphere, a mixture of 3-buten-1-ol (144 mg, 2.0 mmol), 3-bromo-5-ethoxypyridine (424 mg, 2.1 mmol), palladium(II) acetate (5 mg, 0.02 mmol), tri-*o*-tolylphosphine (25 mg, 0.08 mmol), triethylamine (0.5 mL), and acetonitrile (1.0 mL) was stirred and heated under reflux for 21 h. Upon cooling, the mixture was diluted with water (10 mL) and extracted with methylene chloride (2 x 5 mL). The combined methylene chloride extracts were dried (Na₂SO₄), filtered, and concentrated via rotary evaporation to give a dark-yellow gum (423 mg). Purification by column chromatography on silica gel, eluting with methanol (2 → 8%) in ethyl acetate afforded 256 mg (66.3%) of an almost colorless oil. ¹H NMR (CDCl₃): δ 8.15 (s, 1H), 8.12 (s, 1H), 7.14 (dd, 1H), 6.44 (d, 1H), 6.32-6.22 (dt, 1H), 4.06 (q, 2H), 3.77 (t, 2H), 2.49 (m, 2H), 1.42 (t, 3H). ¹³C NMR (CDCl₃): δ 155.08, 140.48, 136.69, 133.46, 129.22, 129.00, 117.43, 63.87, 61.85, 36.43, 14.73.

(E)-N-methyl-4-[3-(5-ethoxypyridin)yl]-3-buten-1-amine

[0043] Under a nitrogen atmosphere, a cold (0°C), stirring solution of (E)-4-[3-(5-ethoxypyridin)yl]-3-buten-1-ol (240 mg, 1.24 mmol), methylene chloride (1 mL), and pyridine (1 drop) was treated with tosyl chloride (260 mg, 1.36 mmol). The mixture was allowed to warm to room temperature. After stirring for 12 h, the solution was concentrated by rotary evaporation. The resulting residue was dissolved in methanol (3 mL) and 40% aqueous methylamine (3 mL) was added. The solution was stirred 5 h at room temperature and was then concentrated by rotary evaporation, affording the crude product (593 mg). The residue was partitioned between 1 M NaOH (2 mL) and chloroform (5 mL). The chloroform layer was separated, washed with water (2 mL), dried (Na₂SO₄), filtered, and concentrated via rotary evaporation to give a

dark oil (276 mg). The oil was purified by column chromatography on silica gel, eluting with triethylamine-methanol (2.5:97.5). Selected fractions were combined and concentrated via rotary evaporation to give 87 mg (34.0%) of a light-brown oil, which quickly darkened. ¹H NMR (CDCl₃): δ 8.14 (d, 1H, J=1.8 Hz), 8.12 (d, 1H, J=2.7 Hz), 7.13 (dd, 1H, J=2.8, 1.7 Hz), 6.40 (d, 1H, J=16.0 Hz), 6.29-6.19 (dt, 1H, J=16.0, 6.8 Hz), 4.06, (q, 2H, J=7.0 Hz), 2.72 (t, 2H, J=6.8 Hz), 2.44 (s, 3H), 2.43 (dt, 2H, J = 6.8 Hz), 1.76 (br s, 1H), 1.41 (t, 3H, J = 7.0 Hz). ¹³C NMR (CDCl₃): δ 155.07, 140.48, 136.57, 133.59, 130.65, 128.09, 117.41, 63.85, 50.94, 36.14, 33.30, 14.72.

[0044] Sample No. 2 is (E)-N-methyl-5-(3-pyridinyl)-4-penten-2-amine, which is prepared essentially in accordance with the following techniques:

5-(3-Pyridinyl)-4-penten-2-ol:

[0045] 4-Penten-2-ol was purchased from Aldrich Chemical Company. Under a nitrogen atmosphere, a mixture of 3-bromopyridine (3.0 g, 19 mmol), 4-penten-2-ol (1.69 g, 19.6 mmol), palladium (II) acetate (42.6 mg, 0.19 mmol), tri-*o*-tolylphosphine (116 mg, 0.38 mmol), and triethylamine (3.85 g, 38 mmol) was stirred at 90°C for 16 h. Triethylamine (1.45 g, 14 mmol) was added to the brown mixture which was allowed to stir an additional hour. The mixture was diluted with methylene chloride (20 mL) and water (20 mL). The aqueous phase was separated and extracted with methylene chloride (2 x 10 mL). The combined organic phases were washed with 25 mL water, dried with Na₂SO₄, filtered, and concentrated by rotary evaporation to give the compound as a dark yellow oil (3.05 g, 98%). Purification of the material was done by column chromatography on silica gel (225 g) eluting with EtOAc-MeOH (4:1). Combined fractions containing 5-(3-pyridinyl)-4-penten-2-ol, as determined by TLC analysis yielded 2.69 g (88.2%) of a yellow oil. TLC-(EtOAc-MeOH, 4:1) : R_f = 0.60. ¹H NMR (CDCl₃, 300 MHz): δ 8.55 (d, 1H), 8.42 (dd, 1H), 7.67 and 7.64 (dt, 1H), 7.23-7.18 (m, 1H), 6.44 (d, 1H), 6.33 and 6.27 (dt, 1H), 3.95 (m, 1H), 2.47-2.3 (m, 2H), 1.25 (d, 3H).

(E)-N-methyl-5-(3-pyridinyl)-4-penten-2-amine

[0046] Under a nitrogen atmosphere, methanesulfonyl chloride (2.02 g, 17.7 mmol) was added dropwise to a stirring ice-cold solution of 5-(3-pyridinyl)-4-penten-2-ol (2.62 g, 16.1 mmol), triethylamine (3.25 g, 32.1 mmol) and tetrahydrofuran (THF) (5 mL). After one hour of stirring, additional THF (12 mL) and methanesulfonyl chloride (184 mg, 1.6 mmol) were added. The mixture was allowed to stir an additional 16 h. The dark-brown material was dissolved in water (50 mL), extracted with CHCl₃ (3 x 50 mL), dried (Na₂SO₄), filtered, and concentrated to give a mesylate (3.12 g, 80.6%) as a yellow oil. Methylamine (102 mL) was added to the mesylate (2.55 g, 10.6 mmol), and the mixture was allowed to stir at room temperature for ~ 17 h. The solution was basified with NaOH (one pellet) and extracted with diethyl ether (4 x 50 mL). The combined ether extracts were dried (Na₂SO₄), filtered, and concentrated to a yellow syrup. Water (50 mL) was added to the residue. The pH was adjusted to 8.27 with concentrated HCl, and the solution was extracted with CH₂Cl₂ (3 x 25 mL) to remove impurities. The aqueous layer was separated, the pH was adjusted to 13.0 using 50% NaOH solution and the resulting solution was extracted with methyl tert-butyl ether (MTBE) (5 x 25 mL). The combined MTBE layers were dried (Na₂SO₄), filtered, and concentrated by rotary evaporation to yield 668 mg of a yellow oil. The oil (500 mg) was further purified by vacuum distillation to give 184.8 mg of an oil, bp 80°C at 0.05 mm Hg. Further purification by pH adjustment and extraction with MTBE and workup as described above afforded 127 mg (6.9%) of a yellow oil. ¹H NMR (CDCl₃, 300 MHz): δ 8.55 (d, 1H, J=2.1 Hz, H-2), 8.41 (dd, 1H, J=1.6, 4.8 Hz, H-6), 7.66 and 7.63 (dt, 1H, J=2.0, 8.1 Hz, H-4), 7.20 (m, 1H, J=4.8, 1.5, 8.1 Hz, H-5), 6.40 (d, 1H, J=15.9 Hz, H-5'), 6.28 and 6.23 (dt, 1H, J=15.9, 7.0 Hz, H-4'), 2.68 (m, 1H, J=6.2 Hz, H-2'), 2.41 (s, 3H, N-CH₃), 2.39-2.22 (m, 2H, J=6.2, 7.0 Hz, H-3'), 1.40 (br s, 1H, -NH) 1.08 (d, 3H, J=6.2 Hz, H-1'). ¹³C NMR (CDCl₃, 75MHz): δ 148.2 (C-6), 148.0 (C-2), 133.0 (C-3), 132.5 (C-4), 130.0 (C-4'), 128.8 (C-5'), 123.3 (C-5), 54.6 (C-2'), 40.5 (C-3'), 34.0 (C-1'), 19.9 (N-CH₃). EI-MS: 175 (M⁺).

[0047] Sample No. 3 which does not form part of the present invention is 5-methoxy-metanicotine or (E)-N-methyl-4-[3-(5-methoxypyridinyl)]-3-buten-1-amine, which was prepared essentially in accordance with the following techniques:

3-Bromo-5-methoxypyridine

[0048] This compound was prepared using the general procedure of comins et al, J. Org. Chem., Vol. 55, pp. 69-73 (1990).

4-[(tert-Butyldimethylsilyl)oxy]-1-butene

[0049] Under a nitrogen atmosphere, to a cold (0°C), stirring solution of 3-buten-1-ol (2.16 g, 30.0 mmol), pyridine (9 mL), and methylene chloride (30 mL) was added tert-butyldimethylsilyl chloride (4.53 g, 30.1 mmol) purchased from Aldrich Chemical Company. The ice-bath was removed and the mixture was allowed to stir 1 h at room temperature. The mixture, containing a white precipitate, was poured into water (60 mL) and shaken. The methylene chloride layer

was separated from the aqueous layer, and the aqueous layer extracted with methylene chloride (30 mL). The two resulting organic extracts were combined, washed twice with water, dried (Na₂SO₄), filtered, and evaporated to give 8.94 g of crude product. Vacuum distillation afforded several fractions, the fraction with bp 80-82°C at 35 mm Hg was collected to give 3.14 g (56.3%) of product as an oil. ¹H NMR (CDCl₃) : δ 5.86-5.73 (m, 1H) , 5.08-4.98 (m, 2H), 3.64 (t, 2H), 2.29-2.22 (m, 2H), 0.87 (s, 9H), 0.03 (s, 6H).

(E)-4-[(tert-Butyldimethylsilyl)oxy]-1-[3-(5-methoxypyridin) yl]-1-butene

[0050] Under a nitrogen atmosphere, a mixture 4-[(tert-butyldimethylsilyl)oxy]-1-butene (745 mg, 4.0 mmol), 3-bromo-5-methoxypyridine (790 mg of 90 % purity, 4.2 mmol), palladium(II) acetate (10 mg, 0.045 mmol), tri-*o*-tolylphosphine (50 mg, 0.16 mmol), triethylamine (1.0 mL), and acetonitrile (2.0 mL) was stirred and heated under reflux for 20 h. Upon cooling, the mixture was diluted with water (20 mL) and extracted with methylene chloride (2 x 15 mL). The combined methylene chloride extracts were washed with water, dried (Na₂SO₄), filtered, and concentrated via rotary evaporation to give a brown oil (1.25 g, quantitative yield).

(E)-4-[3-(5-Methoxypyridin)yl]-3-buten-1-ol

[0051] A solution (E)-4-[(tert-butyldimethylsilyl) oxy]-1-[3-(5-methoxypyridin)yl]-1-butene (1.25 g, 4.00 mmol) in ethanol (5 mL) was treated at room temperature with 1 M HCl (5 mL). The solution was stirred for 20 min and then concentrated via rotary evaporation. After further drying under high vacuum, the residue was treated with saturated, aqueous NaHCO₃ solution (5 mL) and partitioned between water (20 mL) and ether (30 mL). The aqueous layer was separated, saturated with NaCl, and extracted with ether (20 mL). The combined ether extracts were dried (Na₂SO₄), filtered, and then concentrated by rotary evaporation to give a viscous, yellow oil (632 mg). The product was purified by column chromatography on silica gel, eluting with methanol (3 --> 12%) in ethyl acetate. Selected fractions were combined and concentrated via rotary evaporation to give 408 mg (56.9%) of an almost colorless oil. ¹H NMR (CDCl₃) : δ 8.14 (s, 1H) , 8.16 (s, 1H), 7.15 (dd, 1H), 6.32 (d, 1H), 6.33-6.23 (dt, 1H), 3.84 (s, 3H), 3.77 (t, 2H), 2.53-2.46 (m, 2H).

(E)-N-Methyl-4-[3-(5-methoxypyridin)yl]-3-buten-1-amine

[0052] Under a nitrogen atmosphere, a solution of (E)-4-[3-(5-methoxypyridin)yl]-3 buten-1-ol (387 mg, 2.16 mmol), methylene chloride (1 mL), and pyridine (2 drops) was cooled to (0°C). Tosyl chloride (433 mg, 2.27 mmol) was then added, and the solution was allowed to warm to room temperature. After stirring for 12 h, the solution was concentrated by rotary evaporation to a light-yellow gum (897 mg). The gummy residue was dissolved in methanol (4 mL) and 40% aqueous methylamine (4 mL) was added. The solution was stirred 6 h at room temperature and was then concentrated by rotary evaporation. Further drying under high vacuum afforded a brown gum (936 mg). The residue was partitioned between 1 M NaOH (25 mL) and ether-THF (1:1) (50 mL). The aqueous layer was separated and extracted with ether THF (1:1) (25 mL). The combined organic extracts were dried (Na₂SO₄), filtered, and concentrated via rotary evaporation to give a dark-brown oil (432 mg). The oil was purified by column chromatography on silica gel, eluting with triethylamine-methanol (2.5 : 97.5). Selected fractions were combined and concentrated via rotary evaporation to give 180 mg (43.4%) of a dark-orange oil. ¹H NMR (CDCl₃): δ 8.16 (d, 1H, J = 1.8 Hz), 8.13 (d, 1H, J = 2.8 Hz), 7.14 (dd, 1H, J = 1.9 Hz), 6.41 (d, 1H, J = 16.0 Hz), 6.31-6.21 (dt, 1H, J = 16.0, 6.9 Hz), 3.84 (s, 3H), 2.73 (t, 2H, J = 6.8 Hz), 2.45 (s, 3H), 2.42 (dt, 2H, J = 6.8, 1.1 Hz), 1.62 (br s, 1H). ¹³C NMR (CDCl₃) : δ 155.69, 140.64, 136.19, 133.63, 130.99, 127.94, 116.70, 55.51, 51.09, 36.35, 33.51.

[0053] For comparison purposes, Sample No. C-1 was provided. This sample is (S)-(-)-nicotine, which has been reported to have demonstrated a positive effect towards the treatment of various CNS disorders.

[0054] For comparison purposes, Sample No. C-2 is (E)-metan nicotine which was provided generally using the techniques set forth by Laforge, J.A.C.S., Vol. 50, p. 2477 (1928).

Determination of binding of compounds to relevant receptor sites

[0055] Rats (Sprague-Dawley) were maintained on a 12 hour light/dark cycle and were allowed free access to water and food supplied by Wayne Lab Blox, Madison, WI. Animals used in the present studies weighed 200 to 250 g. Brain membrane preparations were obtained from brain tissue of either males or females.

[0056] Rats were killed by decapitation following anesthesia with 70% CO₂. Brains were removed and placed on an ice-cold platform. The cerebellum was removed and the remaining tissue was placed in 10 volumes (weight:volume) of ice-cold buffer (Krebs-Ringers HEPES: NaCl, 118 mM; KCl, 4.8 mM; CaCl₂, 2.5 mM; MgSO₄, 1.2 mM; HEPES, 20 mM; pH to 7.5 with NaOH) and homogenized with a glass-Teflon tissue grinder. The resulting homogenate was centrifuged at 18,000 x g for 20 min. and the resulting pellet was resuspended in 20 volumes of water. After 60 min. incubation at

4°C, a new pellet was collected by centrifugation at 18,000 x g for 20 min. After resuspension in 10 volumes of buffer, a new final pellet was again collected by centrifugation at 18,000 x g for 20 min. Prior to each centrifugation step, the suspension was incubated at 37°C for 5 min. to promote hydrolysis of endogenous acetylcholine. The final pellet was overlaid with buffer and stored at -70°C. On the day of the assay, that pellet was thawed, resuspended in buffer and centrifuged at 18,000 x g for 20 min. The pellet obtained was resuspended in buffer to a final concentration of approximately 5 mg protein/ml. Protein was determined by the method of Lowry et al., J. Biol. Chem., Vol. 193, pp. 265-275 (1951), using bovine serum albumin as the standard.

[0057] The binding of L-[³H]nicotine was measured using a modification of the method of Romano et al., Science, Vol. 210, pp. 647-650 (1980) as described previously by Marks et al., Mol. Pharmacol., Vol. 30, pp. 427-436 (1986). The L-[³H]nicotine used in all experiments was purified chromatographically by the method of Romm, et al., Life Sci., Vol. 46, pp. 935-943 (1990). The binding of L-[³H]nicotine was measured using a 2 hr. incubation at 4°C. Incubations contained about 500 ug of protein and were conducted in 12 mm x 75 mm polypropylene test tubes in a final incubation volume of 250 ul. The incubation buffer was Krebs Ringers HEPES containing 200 mM TRIS buffer, pH 7.5. The binding reaction was terminated by filtration of the protein containing bound ligand onto glass fiber filters (Micro Filtration Systems) that had been soaked in buffer containing 0.5 percent polyethyleneimine. Filtration vacuum was -50 to -100 torr. Each filter was washed five times with 3 ml of ice-cold buffer. The filtration apparatus was cooled to 2°C before use and was kept cold through the filtration process. Nonspecific binding was determined by inclusion of 10 μ M nonradioactive nicotine in the incubations.

[0058] The inhibition of L-[³H]nicotine binding by test compounds was determined by including one of eight different concentrations of the test compound in the incubation. Inhibition profiles were measured using 10 nM L-[³H]nicotine and IC₅₀ values were estimated as the concentration of compound that inhibited 50 percent of specific L-[³H]nicotine binding. Inhibition constants (K_i values), reported in nM, were calculated from the IC₅₀ values using the method of Cheng et al., Biochem. Pharmacol., Vol. 22, pp. 3099-3108 (1973).

Determination of Dopamine Release

[0059] Dopamine release was measured by preparing synaptosomes from the striatal area of rat brain obtained from Sprague-Dawley rats generally according to the procedures set forth by Nagy et al., J. Neurochem., Vol. 43, pp. 1114-1123 (1984). Striata from 4 rats were homogenized in 2 ml of 0.32M sucrose buffered with 5 mM HEPES (pH 7.5), using a glass-Teflon tissue grinder. The homogenate was diluted to 5 ml with additional homogenization solution and centrifuged at 1,000 x g for 10 min. This procedure was repeated on the new pellet and the resulting supernatant was centrifuged at 12,000 x g for 20 min. A 3 layer discontinuous Percoll gradient consisting of 16 percent, 10 percent and 7.5 percent Percoll in HEPES-buffered sucrose was made with the final pellet dispersed in the top layer. After centrifugation at 15,000 x g for 20 min., the synaptosomes were recovered above the 16 percent layer with a Pasteur pipette, diluted with 8 ml of perfusion buffer (128 mM NaCl, 2.4 mM KCl, 3.2 mM CaCl₂, 1.2 mM KH₂PO₄, 1.2 mM MgSO₄, 25 mM HEPES pH 7.4, 10 mM dextrose, 1 mM ascorbate, 0.01 mM pargyline), and centrifuged at 15,000 x g for 20 min. The new pellet was collected and re-suspended in perfusion buffer. The synaptosome suspension was incubated for 10 min. at 37°C. [³H]-Dopamine (Amersham, 40-60 Ci/mmol) was added to the suspension to give a final concentration of 0.1 μ M, and the suspension was incubated for another 5 min. Using this method, 30 to 90 percent of the dopamine was taken up into the synaptosomes, as determined by scintillation counting following filtration through glass fiber filters soaked with 0.5 percent polyethyleneimine. A continuous perfusion system was used to monitor release following exposure to each ligand. Synaptosomes were loaded onto glass fiber filters (Gelman type A/E). Perfusion buffer was dripped onto the filters (0.2-0.3 ml/min.) and pulled through the filters with a peristaltic pump. Synaptosomes were washed with perfusion buffer for a minimum of 20 min. before addition of the ligand. After the addition of 0.2 ml of a solution containing various concentrations of ligand, the perfusate was collected into scintillation vials at 1 min. intervals and the dopamine released was quantified by scintillation counting. Peaks of radioactivity released above background were summed and the average basal release during that time was subtracted from the total. Release was expressed as a percentage of release obtained with an equal concentration of (S)-(-)-nicotine.

Determination of Log P

[0060] Log P values (log octanol/water partition coefficient), which have been used to assess the relative abilities of compounds to pass across the blood-brain barrier (Hansch, et al., J. Med. Chem., Vol. 11, p. 1 (1968)), were calculated according to the methods described by Hopfinger, Conformational Properties of Macromolecules, Academic Press (1973) using Cerius² software package by Molecular Simulations, Inc.

Determination of Interaction with Muscle

[0061] Human muscle activation was established on the human clonal line TE671/RD which is derived from an embryonal rhabdomyosarcoma (Stratton et al., *Carcinogen*, Vol. 10, pp. 899-905 (1989)). As evidenced through pharmacological (Lukas, J. *Pharmacol. Exp. Ther.*, Vol. 251, pp. 175-182 (1989)), electrophysiological (Oswald et al, *Neurosci. Lett.*, Vol. 96, pp. 207-212 (1989)), and molecular biological studies (Luther et al., *J. Neurosci.*, Vol. 9, pp. 1082-1096 (1989)) these cells express muscle like nicotinic receptors. Nicotinic acetylcholine receptor (nAChR) function was assayed using $^{86}\text{Rb}^+$ efflux according to a method described by Lukas et al., *Anal. Biochem.*, Vol. 175, pp. 212-218 (1988). Dose-response curves were plotted and the concentration resulting in half maximal activation of specific ion flux through nicotinic receptors determined for human muscle and rat ganglionic preparations (EC₅₀). The maximal activation for individual compounds (E_{max}) was determined as a percentage of the maximal activation induced by (S)-(-)-nicotine.

Determination of Interaction with Ganglia

[0062] Ganglionic effects were established on the rat pheochromocytoma clonal line PC12, which is a continuous clonal cell line of neural crest origin derived from a tumor of the rat adrenal medulla expressing ganglionic-type neuronal nicotinic receptors (see Whiting et al., *Nature*, Vol. 327, pp. 515-518 (1987); Lukas, J. *Pharmacol. Exp. Ther.*, Vol. 251, pp. 175-182 (1989); Whiting et al., *Mol. Brain Res.*, Vol. 10, pp. 61-70 (1990)). Discussion concerning the heterogeneity of nicotinic receptors subtypes is set forth in Lukas et al., *Internatl. Review Neurobiol.*, Vol. 34, pp. 25-130 (1992). Acetylcholine nicotinic receptors expressed in rat ganglia share a very high degree of homology with their human counterparts. See, Fornasari et al., *Neurosci. Lett.*, Vol. 111, pp. 351-356 (1990) and Chini et al., *Proc. Natl. Acad. Sci. USA*, Vol. 89, pp. 1572-1576 (1992). Both clonal cell lines described above were maintained in proliferative growth phase according to routine protocols (Bencherif et al., *Mol. Cell. Neurosci.*, Vol. 2, pp. 52-65, (1991) and Bencherif et al., *J. Pharmacol. Exp. Ther.*, Vol. 257, pp. 946-953 (1991)). Intact cells on dishes were used for functional studies. Routinely, sample aliquots were reserved for determination of protein concentration using the method of Bradford, *Anal. Biochem.*, Vol. 72, pp. 248-254 (1976) with bovine serum albumin as the standard.

[0063] Nicotinic acetylcholine receptor (nAChR) function was assayed using $^{86}\text{Rb}^+$ efflux according to a method described by Lukas et al., *Anal. Biochem.*, Vol. 175, pp. 212-218 (1988). Cells were plated in 35-mm diameter wells of 6-well dishes for at least 48 hours and loaded for at least 4 hours at 37°C in a medium containing serum, and 1 $\mu\text{Ci/ml}$ $^{86}\text{Rb}^+$. Following removal of the loading medium, cells were quickly washed three times with label-free Ringer's solution and exposed for 4 minutes at 20°C to 900 μl of Ringer's containing the indicated concentration of compound to be tested (to define total efflux) or in addition to 100 μM mecamylamine (to define non-specific efflux). The medium was removed and $^{86}\text{Rb}^+$ was quantitated using Cerenkov detection (see Lukas et al., *Anal. Biochem.*, Vol. 175, pp. 212-218 (1988)). Specific ion efflux was determined as the difference in isotope efflux between total and non-specific efflux samples. Dose-response curves were plotted and the concentration resulting in half maximal activation of specific ion flux through nicotinic receptors determined for human muscle and rat ganglionic preparations (EC₅₀). The maximal activation for individual compounds (E_{max}) was determined as a percentage of the maximal activation induced by (S)-(-)-nicotine.

Determination of ion flux from thalamic synaptosomes

[0064] Rat brains were dissected and midbrain (thalamus and mesencephalon) removed. The midbrain was then placed into a tube on ice, homogenized, and centrifuged at 2800 rpm for 10 minutes. The supernatant was collected and centrifuged for another 20 minutes at 9650 rpm. The resulting pellet was resuspended by trituration in 700 μl ice cold perfusion buffer. Synaptosomes were then loaded with $^{86}\text{Rb}^+$ Ion efflux was determined using the methods of Marks et al., *J. Pharmacol. Exp. Ther.*, Vol. 264, pp. 427-436 (1993). Total efflux was determined by subtraction of basal release from release at stimulation (total peak release). The ratio of the peak to baseline (Rp) was calculated for each concentration. A tetramethylammonium control (i.e., a full agonist to the receptor of interest) is used in each assay to compare each agonist's ability to stimulate rubidium efflux to the control. E_{max} values are reported as a percent of E_{max} for tetramethylammonium.

Data are presented in Table I.

TABLE I

	Sample No.				
	1	2	3	C-1*	C-2*
Ki (nm)	9	82	7	4	26
log P	2.37	2.24	1.84	0.71	1.39

(continued)

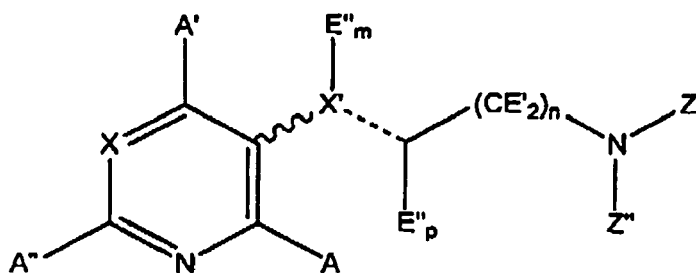
Sample No.

	1	2	3	C-1*	C-2*
Receptor Activation					
Emax(%)	67	35	62	87	79
EC50 (nm)	269	1,700	470	591	732
Dopamine Release					
Emax (%)	124	182	106	100	81
EC50 (nm)	287	21,400	2,341	100	1,158
Muscle Effect					
Emax (%)	0	4	0	100	0
EC50	NM	NM	NM	80,000	NM
Ganglion Effect					
Emax (%)	0	6	0	100	0
EC50	NM	NM	NM	20,000	NM
* not an example of the invention					
NM not meaningful, due to lack of effect					

[0065] The data in Table I indicate that the compounds have the capability of passing the blood-brain barrier by virtue of their favorable log P values, binding to high affinity CNS nicotinic receptors as indicated by their low binding constants, and activating CNS nicotinic receptors of a subject and causing neurotransmitter release, thereby demonstrating known nicotinic pharmacology. Thus, the data indicate that such compounds have the capability of being useful in treating CNS disorders involving nicotinic cholinergic systems. Furthermore, the data indicate that the compounds do not cause any appreciable effects at muscle sites and ganglionic sites, thus indicating a lack of undesirable side effects in subjects receiving administration of those compounds.

Claims

1. A compound having the formula:

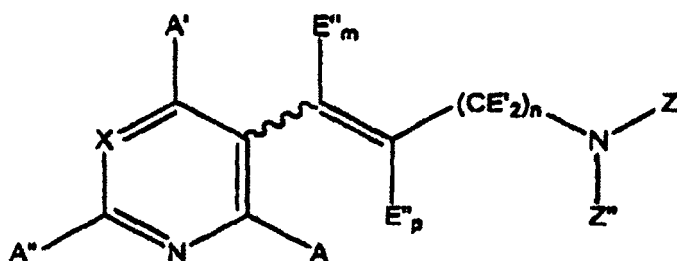


where X is N, C-H, C-F, C-Cl, C-Br, C-I, C-NR'R'', C-CF₃, C-CN, C-C₂R', C-SCH₃, C-N₃, C-SO₂CH₃, C-OR', C-SR', C-C(=O)NR'R'', C-NR'C(=O)R', C-C(=O)R', C-C(=O)OR', -CCH₂OR', C-OC(=O)R', COC(=O)NR'R'' and C-NR'C(=O)OR'

where R' and R'' are individually hydrogen, alkyl containing one to five carbon atoms, an aromatic group-containing species or a substituted aromatic group-containing species; n is 2, 3, 4, 5, 6 or 7; Z' is hydrogen and Z'' is methyl; A, A' and A'' individually represent hydrogen, alkyl containing one to five carbon atoms, or halo; the dashed line in the structure represents a C-C double bond or a C-C triple bond; m is 1 when the dashed line represents a C-C double bond, and m is 0 when the dashed line represents a C-C triple bond; p is 1 when the dashed line represents a C-C double bond, and p is 0 when the dashed line represents a C-C triple bond; the wavy line in the structure represents a cis(Z) or trans(E) form of the compound when the dashed line in the structure is a C-C double bond; E' and E'' individually represent hydrogen, alkyl containing one to five carbon atoms or halo-substituted alkyl containing one to five carbon atoms; at least one of E' is a non-hydrogen substituent; and X' represents CH or CE'' when the dashed line is a C-C double bond, and C when the dashed line is a C-C triple bond, or pharmaceutically acceptable

salts thereof.

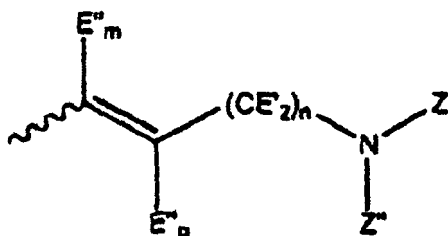
2. An aryl substituted olefinic amine compound or pharmaceutically acceptable salts thereof according to claim 1 having the formula:



where X is N, C-H, C-F, C-Cl, C-Br, C-I, C-NR'R'', C-CF₃, C-CN, C-C₂R', C-SCH₃, C-N₃, C-SO₂CH₃, C-OR', C-SR', C-C(=O)NR'R'', C-NR'C(=O)R', C-(C=O)R', C-C(=O)OR', -CCH₂OR', C-OC(=O)R', COC(=O)NR'R'' and C-NR'C(=O)OR'

where R' and R'' are individually hydrogen, alkyl containing one to five carbon atoms, an aromatic group-containing species or a substituted aromatic group-containing species; n is 2, 3, 4, 5, 6 or 7; Z' is hydrogen and Z'' is methyl; A, A' and A'' individually represent hydrogen, alkyl containing one to five carbon atoms, or halo; m is 1 and p is 1; E' and E'' individually represent hydrogen, alkyl containing one to five carbon atoms or halo-substituted alkyl containing one to five carbon atoms; at least one of E' is a non-hydrogen substituent; and wherein the structure represents a cis(Z) or trans(E) form of the compound.

3. An aryl substituted olefinic amine compound according to claim 2 wherein the moiety



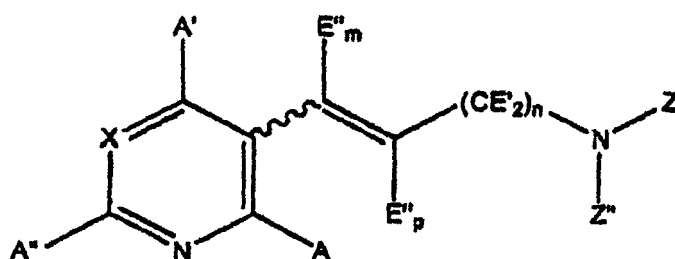
of said compound comprises an N-methyl-4-penten-2-amine side chain.

4. A compound according to claim 1 or claim 2, wherein up to four of E' and E'' are non-hydrogen substituents.
5. A compound according to claim 4 wherein up to three of E' or E'' are non-hydrogen substituents.
6. The compound of Claim 1 wherein the dashed line is a C-C double bond and the compound has a trans(E) form.
7. The compound of Claim 1 wherein n is 2, 3 or 4.
8. The compound of Claim 1 wherein n is 2 or 3; A and A' represent hydrogen; and A'' represents hydrogen, methyl, ethyl or halo.
9. The compound of Claim 8 wherein the dashed line is a C-C double bond and the compound has a trans (E) form.
10. The compound of Claim 1 wherein X is -CH.
11. The compound of Claim 7 wherein A, A' and A'' each are hydrogen.

12. The compound of Claim 1 wherein E' and E'' are methyl.
13. The compound of Claim 1 wherein m=0 and p=0.
- 5 14. The compound of Claim 1 wherein n is 2 or 3.
15. A compound according to claim 1, wherein the dashed line is a C-C double bond, the compound has the trans(E) form, A, A' and A'' all are hydrogen, n is 2, and at least one of E' or E'' is alkyl containing one to five carbon atoms or halo substituted alkyl containing one to five carbon atoms.
- 10 16. A compound according to claim 5, wherein at least one of E' or E'' is methyl.
17. The compound of any one of claims 1-3, wherein R' and R'' are independently selected from hydrogen, methyl, ethyl or isopropyl.
- 15 18. A compound or pharmaceutically acceptable salts thereof according to claim 1 selected from the group consisting of:
- (E) and (Z)-N-methyl-4-(3-pyridinyl)-2-methyl-3-buten-1-amine,
 (E) and (Z)-N-methyl-6-(3-pyridinyl)-5-hexen-3-amine,
 (E) and (Z)-N-methyl-5-(3-pyridinyl)-2-methyl-4-penten-2-amine,
 (E) and (Z)-N-methyl-5-(3-pyridinyl)-3-methyl-4-penten-2-amino,
 (E) and (Z)-N-methyl-5-(3-pyridinyl)-4-penten-2-amine,
 (E) and (Z)-N-methyl-5-(3-pyridinyl)-1,1,1-trifluoro-4-penten-2-amine,
 (E) and (Z)-N-methyl-5-(3-pyridinyl)-4-methyl-4-penten-2-amine,
 (E) and (Z)-N-methyl-6-(3-pyridinyl)-2,4-dimethyl-5-hexen-2-amine,
 (E) and (Z)-N-methyl-6-(3-pyridinyl)-5-methyl-5-hexen-2-amine,
 (E) and (Z)-N-methyl-6-(3-pyridinyl)-5-hexen-2-amine,
 (E) and (Z)-N-methyl-6-(3-pyridinyl)-5-methyl-5-hexen-3-amine,
 (E) and (Z)-N-methyl-1-(3-pyridinyl)-1-octen-4-amine, and
 (E) and (Z)-N-methyl-1-(3-pyridinyl)-5-methyl-1-hepten-4-amine.
19. A compound or pharmaceutically acceptable salts thereof according to Claim 1 selected from the group consisting of:

N-methyl-5-(3-pyridinyl)-4-pentyn-2-amine,
 N-methyl-6-(3-pyridinyl)-5-hexyn-3-amine,
 N-methyl-5-(3-pyridinyl)-3-methyl-4-pentyn-2-amine,
 N-methyl-1-(3-pyridinyl)-1-heptyn-4-amine,
 N-methyl-1-(3-pyridinyl)-1-octyn-4-amine, and
 N-methyl-1-(3-pyridinyl)-1-nonyn-4-amine.

20. A process for preparing an aryl substituted olefinic amine compound having the formula:



where X is N, C-H, C-F, C-Cl, C-Br, C-I, C-NR'R'', C-CF₃, C-CN, C-C₂R', C-SCH₃, C-N₃, C-SO₂CH₃, C-OR', C-SR', C-C(=O)NR'R'', C-NR'C(=O)R', C-(C=O)R', C-C(=O)OR', -CCH₂OR', C-OC(=O)R', COC(=O)NR'R'' and C-NR'C(=O)OR'

where R' and R'' are individually hydrogen, alkyl containing one to five carbon atoms, an aromatic group-containing species or a substituted aromatic group-containing species; n is 2, 3, 4, 5, 6 or 7; Z' is hydrogen and Z'' is methyl;

A, A' and A'' individually represent hydrogen, alkyl containing one to five carbon atoms, or halo; m is 1 and p is 1; E' and E'' individually represent hydrogen, alkyl containing one to five carbon atoms or halo-substituted alkyl containing one to five carbon atoms; at least one of E' is a non-hydrogen substituent; and wherein the structure represents a cis(Z) or trans(E)

form of the compound,
comprising the steps of,

a) reacting an olefinic alcohol selected from the group consisting of 5-hexen-2-ol, 4-penten-2-ol, 5-hexen-3-ol, 2-methyl-4-penten-2-ol, 4-methyl-4-penten-2-ol, 1-octen-4-ol, 5-methyl-1-hepten-4-ol, 4-methyl-5-hexen-2-ol, 5-methyl-5-hexen-2-ol, 5-hexen-2-ol and 5-methyl-5-hexen-3-ol, with an aromatic halide to provide an alcohol condensation product,

b) converting the alcohol condensation product obtained from step a) to said aryl substituted olefinic amine compound by activation of the alcohol using methanesulfonyl chloride or p-toluenesulfonyl chloride, followed by mesylate or tosylate displacement using methylamine, to provide said aryl substituted olefinic amine compound.

21. A process according to claim 20, wherein the olefinic alcohol in step a) is 4-penten-2-ol.

22. A process according to claim 20 or claim 21, wherein the aromatic halide in step a) is a 3-halopyridine or a 5-halopyrimidine.

23. Use of a compound according to any one of claims 1-19, for the preparation of a medicament for the prevention or treatment of a central nervous system disorder.

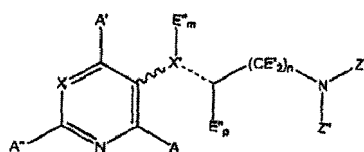
24. Use according to claim 23, wherein the central nervous system disorder is selected from presenile dementia, senile dementia, Parkinsonism, Huntington's chorea, tardive dyskinesia, hyperkinesia, mania, attention deficit disorder, anxiety, dyslexia, schizophrenia and Tourette's syndrome.

25. Use according to claim 23, wherein the central nervous system disorder is selected from presenile dementia and senile dementia.

26. A pharmaceutical composition comprising a compound according to any one of claims 1-19 in admixture with a pharmaceutically acceptable carrier.

Patentansprüche

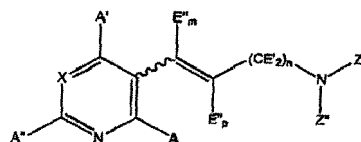
1. Verbindung der Formel:



in welcher X ist N, C-H, C-F, C-Cl, C-Br, C-I, C-NR'R'', C-CF₃, C-CN, C-C₂R', C-SCH₃, C-N₃, C-SO₂CH₃, C-OR', C-SR', C-C(=O)NR'R'', C-NR'C(=O)R', C-(C=O)R', C-C(=O)OR', -CCH₂OR', C-OC(=O)R', COC(=O)NR'R'' und C-NR'C(=O)OR', wobei R' und R'' einzeln Wasserstoff, ein Alkyl, das ein bis fünf Kohlenstoffatome enthält, eine aromatische Gruppe enthaltende Art oder eine substituierte aromatische Gruppe enthaltende Art sind; n gilt als 2, 3, 4, 5, 6 oder 7; Z' ist Wasserstoff und Z'' ist Methyl; A, A' und A'' stehen einzeln für Wasserstoff, ein Alkyl, das ein bis fünf Kohlenstoffatome enthält, oder für Halo; die gestrichelte Linie in der Struktur stellt eine C-C Doppelbindung oder eine C-C Dreifachbindung dar; m ist 1, wenn die gestrichelte Linie eine C-C Doppelbindung darstellt; und m ist 0, wenn die gestrichelte Linie eine C-C Dreifachbindung darstellt; p ist 1, wenn die gestrichelte Linie eine C-C Doppelbindung darstellt und p ist 0, wenn die gestrichelte Linie eine C-C Dreifachbindung ist; die wellenförmige Linie in der Struktur stellt eine cis (Z) oder trans (E) Form der Verbindung dar, wenn die gestrichelte Linie in der Struktur eine C-C Doppelbindung ist; E' und E'' stehen einzeln für Wasserstoff, ein Alkyl, das ein bis fünf Kohlenstoffatome enthält oder ein halo-substituiertes Alkyl, das ein bis fünf Kohlenstoffatome enthält; mindestens eines von

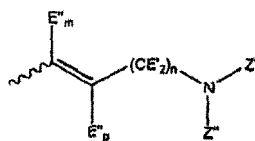
E' ist ein Nicht-Wasserstoffsubstituent; und X' steht für CH oder CE", wenn die gestrichelte Linie eine C-C Doppelbindung ist; und O, wenn die gestrichelte Linie eine C-C Dreifachbindung ist, oder pharmazeutisch annehmbare Salze derselben.

2. Aryl substituierte olefinische Aminverbindung oder pharmazeutisch annehmbare Salze derselben gemäß dem Anspruch 1 mit der Formel:



in welcher X ist N, C-H, C-F, C-Cl, C-Br, C-I, C-NR'R'', C-CF₃, C-CN, C-C₂R', C-SCH₃, C-N₃, C-SO₂CH₃, C-OR', C-SR', C-C(=O)NR'R'', C-NR'C(=O)R', C-(C=O)R', C-C(=O)OR', -CCH₂OR', C-OC(=O)R', COC(=O)NR'R'' und C-NR'C(=O)OR', wobei R' und R'' einzeln Wasserstoff, ein Alkyl, das ein bis fünf Kohlenstoffatome enthält, eine aromatische Gruppe enthaltende Art oder eine substituierte aromatische Gruppe enthaltende Art sind; n gilt als 2, 3, 4, 5, 6 oder 7; Z' ist Wasserstoff und Z'' ist Methyl; A, A' und A'' stehen einzeln für Wasserstoff, ein Alkyl, das ein bis fünf Kohlenstoffatome enthält, oder für Halo; m ist 1 und p ist 1; E' und E'' stehen einzeln für Wasserstoff, ein Alkyl, das ein bis fünf Kohlenstoffatome enthält oder ein halo-substituiertes Alkyl, das ein bis fünf Kohlenstoffatome enthält; mindesten eines von E' ist ein Nicht-Wasserstoffsubstituent; und wobei die Struktur eine cis(Z) oder trans (E) Form der Verbindung darstellt.

3. Aryl substituierte olefinische Aminverbindung gemäß dem Anspruch 2, bei welcher der Anteil



der Verbindung eine Seitenkette aus N-Methyl-4-penten-2-amin umfasst.

4. Verbindung gemäß Anspruch 1 oder Anspruch 2, bei welcher bis zu vier von den E' und E'' Nicht-Wasserstoffsubstituenten sind.
5. Verbindung gemäß Anspruch 4, bei welcher bis zu drei von den E' und E'' Nicht-Wasserstoffsubstituenten sind.
6. Verbindung gemäß Anspruch 1, bei welcher die gestrichelte Linie eine C-C Doppelbindung ist und die Verbindung eine trans (E) Form aufweist.
7. Verbindung gemäß Anspruch 1, bei welcher n den Wert 2, 3 oder 4 aufweist.
8. Verbindung gemäß Anspruch 1, bei welcher n den Wert 2 oder 3 aufweist; A und A' stellen Wasserstoff dar; und A'' stellt Wasserstoff, Methyl, Ethyl oder Halo dar.
9. Verbindung gemäß Anspruch 8, bei welcher die gestrichelte Linie eine C-C Doppelbindung ist und die Verbindung eine trans (E) Form aufweist.
10. Verbindung gemäß Anspruch 1, bei welcher X -CH ist.
11. Verbindung gemäß Anspruch 7, bei welcher A, A' und A'' jeweils Wasserstoff sind.
12. Verbindung gemäß Anspruch 1, bei welcher E' und E'' Methyl sind.
13. Verbindung gemäß Anspruch 1, bei welcher m=0 und p=0.

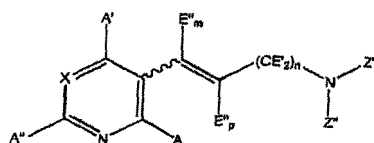
14. Verbindung gemäß Anspruch 1, bei welcher n den Wert 2 oder 3 aufweist.
15. Verbindung gemäß Anspruch 1, bei welcher die gestrichelte Linie eine C-C Doppelbindung ist, die Verbindung eine trans (E) Form aufweist, A, A' und A'' alle Wasserstoff sind, n als 2 gilt und mindesten eines von den E' oder E'' ein Alkyl ist, welches ein bis fünf Kohlenstoffatome enthält,
16. Verbindung gemäß Anspruch 5, bei welcher mindesten eines von den E' oder E'' ein Methyl ist.
17. Verbindung gemäß irgendeinem der Ansprüche 1-3, bei welcher R' und R'' unabhängig voneinander ausgewählt werden aus Wasserstoff, Methyl, Ethyl oder Isopropyl.
18. Verbindung gemäß Anspruch 1 oder pharmazeutisch annehmbare Salze derselben, die ausgewählt werden aus der Gruppe bestehend aus:

- (E) und (Z)-N-methyl-4-(3-pyridinyl)-2-methyl-3-buten-1-amin,
- (E) und (Z)-N-methyl-6-(3-pyridinyl)-5-hexen-3-amin,
- (E) und (Z)-N-methyl-5-(3-pyridinyl)-2-methyl-4-penten-2-amin,
- (E) und (Z)-N-methyl-5-(3-pyridinyl)-3-methyl-4-penten-2-amin,
- (E) und (Z)-N-methyl-5-(3-pyridinyl)-4-penten-2-amin,
- (E) und (Z)-N-methyl-5-(3-pyridinyl)-1,1,1-trifluoro-4-penten-2-amin,
- (E) und (Z)-N-methyl-5-(3-pyridinyl)-4-methyl-4-penten-2-amin,
- (E) und (Z)-N-methyl-6-(3-pyridinyl)-2,4-dimethyl-5-hexen-2-amin,
- (E) und (Z)-N-methyl-6-(3-pyridinyl)-5-methyl-5-hexen-2-amin,
- (E) und (Z)-N-methyl-6-(3-pyridinyl)-5-hexen-2-amin,
- (E) und (Z)-N-methyl-6-(3-pyridinyl)-5-methyl-5-hexen-3-amin,
- (E) und (Z)-N-methyl-1-(3-pyridinyl)-1-octen-4-amin und
- (E) und (Z)-N-methyl-1-(3-pyridinyl)-5-methyl-1-hepten-4-amin.

19. Verbindung oder pharmazeutisch annehmbare Salze derselben gemäß Anspruch 1, die ausgewählt werden aus der Gruppe bestehend aus:

- N-Methyl-5-(3-pyridinyl)-4-pentyn-2-amin,
- N-Methyl-6-(3-pyridinyl)-5-hexyn-3-amin,
- N-Methyl-5-(3-pyridinyl)-3-methyl-4-pentyn-2-amin,
- N-Methyl-1-(3-pyridinyl)-1-heptyn-4-amin,
- N-Methyl-1-(3-pyridinyl)-1-octyn-4-amin und
- N-Methyl-1-(3-pyridinyl)-1-nonyn-4-amin,

20. Verfahren zur Herstellung einer Aryl-substituierten olefinischen Aminverbindung mit der Formel:



in welcher X ist N, C-H, C-F, C-Cl, C-Br, C-I, C-NR'R'', C-CF₃, C-CN, C-C₂R', C-SCH₃, C-N₃, C-SO₂CH₃, C-OR', C-SR', C-C(=O)NR'R'', C-NR'C(=O)R', C-(C=O)R', C-C(=O)OR', -CCH₂OR', C-OC(=O)R', COC(=O)NR'R'' und C-NR'C(=O)OR', wobei R' und R'' einzeln Wasserstoff, ein Alkyl, das ein bis fünf Kohlenstoffatome enthält, eine aromatische Gruppe enthaltende Art oder eine substituierte aromatische Gruppe enthaltende Art sind; n gilt als 2, 3, 4, 5, 6 oder 7; Z' ist Wasserstoff und Z'' ist Methyl A, A' und A'' stehen einzeln für Wasserstoff ein Alkyl, das ein bis fünf Kohlenstoffatome enthält, oder für Halo; m ist 1 und p ist 1; E' und E'' stehen einzeln für Wasserstoff, ein Alkyl, das ein bis fünf Kohlenstoffatome enthält oder ein halo-substituiertes Alkyl, das ein bis fünf Kohlenstoffatome enthält; mindesten eines von den E' ein Nicht-Wasserstoffs substituent ist; und wobei die Struktur eine cis (Z) oder trans (E) Form der Verbindung aufweist.

welches die nachfolgenden Schritte umfasst:

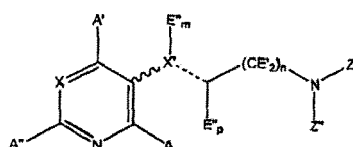
a) ein Reagieren eines olefinischen Alkohols, der ausgewählt ist aus der Gruppe bestehend aus 5-Hexen-2-ol, 4-Penten-2-ol, 5-Hexen-3-ol, 2-Methyl-penten-2-ol, 4-Methyl-4-penten-2-ol, 1-Octon-4-ol, 5-Methyl-1-hepten-4-ol, 4-Methyl-5-hexen-2-ol, 5-Methyl-5-hexen-2-ol, 5-Hexen-2-ol und 5-Methyl-5-hexen-3-ol, mit einem aromatischen Halogenid, um ein Alkoholkondensationsprodukt zu ergeben,

b) ein Umwandeln des sich aus dem Schritt a) ergebenden Alkoholkondensationsproduktes in die Aryl-substituierte olefinische Aminverbindung durch eine Aktivierung des Alkohols unter Verwendung von Methansulfonylchlorid oder p-Toluolsulfonylchlorid, gefolgt von einer Mesylat- oder Tosylatverschiebung unter Verwendung von Methylamin, um die Aryl-substituierte olefinische Aminverbindung zu liefern.

21. Verfahren gemäß Anspruch 20, bei welchem der olefinische Alkohol in Schritt a) 4-Penten-2-ol ist.
22. Verfahren gemäß Anspruch 20 oder Anspruch 21, bei welchem das aromatische Halogenid in Schritt a) ein 3-Halopyridin oder ein 5-Halopyridin ist.
23. Verwendung einer Verbindung gemäß irgendeinem der Ansprüche 1-19 für die Herstellung eines Medikamentes zur Verhinderung oder zur Behandlung einer Störung im zentralen Nervensystem.
24. Verwendung gemäß Anspruch 23, bei welcher die Störung im zentralen Nervensystem ausgewählt ist unter vorseniler Demenz, seniler Demenz, Parkinson'schen Krankheit, Chorea Huntington, tardive Dyskinesia, Hyperkinese, Manie, Aufmerksamkeitsdefizitsyndrom, Angst, Dyslexie, Schizophrenie und Tourett-Syndrom.
25. Verwendung gemäß Anspruch 23, bei welcher die Störung im zentralen Nervensystem ausgewählt ist aus einer vorsenilen Demenz und einer senilen Demenz.
26. Pharmazeutische Zusammensetzung, welche eine Verbindung gemäß irgendeinem der Ansprüche 1-19 in einer Zumischung mit einem pharmazeutisch annehmbaren Träger umfasst.

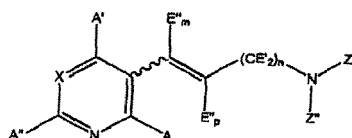
Revendications

1. Composé ayant pour formule:



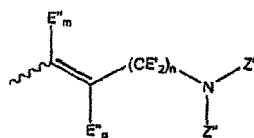
où X est N, C-H, C-F, C-Cl, C-Br, C-I, C-NR'R'', C-CF₃, C-CN, C-C₂R', C-SCH₃, C-N₃, C-SO₂CH₃, COR', C-SR', C-C(=O)NR'R'', C-NR'C(=O)R', C-(C=O)R', C-C(=O)OR', -CCH₂OR', C-OC(=O)R', COC(=O)NR'R'' et C-NR'C(=O)OR' où R' et R'' sont individuellement un hydrogène, un groupe alkyle contenant un à cinq atomes de carbone, une espèce contenant un groupe aromatique ou une espèce contenant un groupe aromatique substitué; n vaut 2, 3, 4, 5, 6 ou 7; Z' est un hydrogène et Z'' est un groupe méthyle; A, A' et A'' représentent individuellement un hydrogène, un groupe alkyle contenant un à cinq atomes de carbone, ou un halogène; la ligne pointillée dans la structure représente une double liaison C-C ou une triple liaison C-C; m vaut 1 lorsque la ligne pointillée représente une double liaison C-C, et m vaut 0 lorsque la ligne pointillée représente une triple liaison C-C; p vaut 1 lorsque la ligne pointillée représente une double liaison C-C, et p vaut 0 lorsque la ligne pointillée représente une triple liaison C-C; la ligne ondulée dans la structure représente une forme cis(Z) ou trans(E) du composé lorsque la ligne pointillée dans la structure est une double liaison C-C; E' et E'' représentent individuellement un hydrogène, un groupe alkyle contenant un à cinq atomes de carbone ou un groupe alkyle à substitution halogénée contenant un à cinq atomes de carbone; au moins un des E' est un substituant non hydrogène; et X' représente CH ou CE'' lorsque la ligne pointillée est une double liaison C-C, et C lorsque la ligne pointillée est une triple liaison C-C, ou un de ses sels pharmaceutiquement acceptables.

2. Composé aminé oléfinique à substitution aryle ou un de ses sels pharmaceutiquement acceptables selon la revendication 1 ayant pour formule:



où X est N, C-H, C-F, C-Cl, C-Br, C-I, C-NR'R'', C-CF₃, C-CN, C-C₂R', C-SCH₃, C-N₃, C-SO₃CH₃, COR', C-SR', C-C(=O)NR'R'', C-NR'C(=O)R', C-(C=O)R', C-C(=O)OR', -CCH₂OR', C-OC(=O)R', COC(=O)NR'R'' et C-NR'C(=O)OR' où R' et R'' sont individuellement un hydrogène, un groupe alkyle contenant un à cinq atomes de carbone, une espèce contenant un groupe aromatique ou une espèce contenant un groupe aromatique substitué; n vaut 2, 3, 4, 5, 6 ou 7; Z' est un hydrogène et Z'' est un groupe méthyle; A, A' et A'' représentent individuellement un hydrogène, un groupe alkyle contenant un à cinq atomes de carbone, ou un halogène; m vaut 1 et p vaut 1; E' et E'' représentent individuellement un hydrogène, un groupe alkyle contenant un à cinq atomes de carbone ou un groupe alkyle à substitution halogénée contenant un à cinq atomes de carbone; au moins un des E' est un substituant non hydrogène; et où la structure représente une forme cis(Z) ou trans(E) du composé.

3. Composé aminé oléfinique à substitution aryle selon la revendication 2 dans lequel le groupe caractéristique



dudit composé comprend une chaîne latérale N-méthyl-4-pentén-2-amine.

4. Composé selon la revendication 1 ou la revendication 2, dans lequel jusqu'à quatre des E' et E'' sont des substituants non-hydrogène.

5. Composé selon la revendication 4 dans lequel jusqu'à trois des E' ou E'' sont des substituants non-hydrogène.

6. Composé selon la revendication 1 dans lequel la ligne pointillée est une double liaison C-C et le composé a une forme trans(E).

7. Composé selon la revendication 1 dans lequel n vaut 2, 3 ou 4.

8. Composé selon la revendication 1 dans lequel n vaut 2 ou 3; A et A' représentent un hydrogène; et A'' représente un hydrogène, un groupe méthyle, éthyle ou halogène.

9. Composé selon la revendication 8 dans lequel la ligne pointillée est une double liaison C-C et le composé a une forme trans(E).

10. Composé selon la revendication 1 dans lequel X est-CH.

11. Composé selon la revendication 7 dans lequel A, A' et A'' sont chacun un hydrogène.

12. Composé selon la revendication 1 dans lequel E' et E'' sont des groupes méthyle.

13. Composé selon la revendication 1 dans lequel m=0 et p=0.

14. Composé selon la revendication 1 dans lequel n vaut 2 ou 3.

15. Composé selon la revendication 1, dans lequel la ligne pointillée est une double liaison C-C, le composé a la forme trans(E), A, A' et A'' sont tous des hydrogènes, n vaut 2, et au moins un des E' ou E'' est un groupe alkyle contenant un à cinq atomes de carbone ou un groupe alkyle à substitution halogénée contenant un à cinq atomes de carbone.

16. Composé selon la revendication 5, dans lequel au moins un des E' ou E'' est un groupe méthyle.

17. Composé selon l'une quelconque des revendications 1-3, dans lequel R' et R'' sont indépendamment choisis parmi un hydrogène, un groupe méthyle, éthyle ou isopropyle.

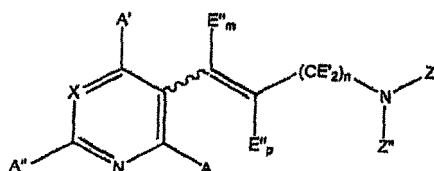
18. Composé ou sels pharmaceutiquement acceptables de celui-ci selon la revendication 1 choisis dans le groupe constitué des composés suivants:

(E) et (Z)-N-méthyl-4-(3-pyridinyl)-2-méthyl-3-butén-1-amine,
 (E) et (Z)-N-méthyl-6-(3-pyridinyl)-5-hexén-3-amine,
 (E) et (Z)-N-méthyl-5-(3-pyridinyl)-2-méthyl-4-pentén-2-amine,
 (E) et (Z)-N-méthyl-5-(3-pyridinyl)-3-méthyl-4-pentén-2-amine,
 (E) et (Z)-N-méthyl-5-(3-pyridinyl)-4-pentén-2-amine,
 (E) et (Z)-N-méthyl-5-(3-pyridinyl)-1,1,1-trifluoro-4-pentén-2-amine,
 (E) et (Z)-N-méthyl-5-(3-pyridinyl)-4-méthyl-4-pentén-2-amine,
 (E) et (Z)-N-méthyl-6-(3-pyridinyl)-2,4-diméthyl-5-hexén-2-amine,
 (E) et (Z)-N-méthyl-6-(3-pyridinyl)-5-méthyl-5-hexén-2-amine,
 (E) et (Z)-N-méthyl-6-(3-pyridinyl)-5-hexén-2-amine,
 (E) et (Z)-N-méthyl-6-(3-pyridinyl)-5-méthyl-5-hexén-3-amine,
 (E) et (Z)-N-méthyl-1-(3-pyridinyl)-1-octén-4-amine, et
 (E) et (Z)-N-méthyl-1-(3-pyridinyl)-5-méthyl-1-heptén-4-amine.

19. Composé ou sels pharmaceutiquement acceptables de celui-ci selon la revendication 1 choisis dans le groupe constitué des composés suivants:

N-méthyl-5-(3-pyridinyl)-4-pentyn-2-amine,
 N-méthyl-6-(3-pyridinyl)-5-hexyn-3-amine,
 N-méthyl-5-(3-pyridinyl)-3-méthyl-4-pentyn-2-amine,
 N-méthyl-1-(3-pyridinyl)-1-heptyn-4-amine,
 N-méthyl-1-(3-pyridinyl)-1-octyn-4-amine, et
 N-méthyl-1-(3-pyridinyl)-1-nonyn-4-amine.

20. Procédé de préparation d'un composé aminé oléfinique à substitution aryle ayant pour formule:



où X est N, C-H, C-F, C-Cl, C-Br, C-I, C-NR'R'', C-CF₃, C-CN, C-C₂R', C-SCH₃, C-N₃, C-SO₂CH₃, COR', C-SR', C-C(=O)NR'R'', C-NR'C(=O)R', C-(C=O)R', C-C(=O)OR', -CCH₂OR', C-OC(=O)R', COC(=O)NR'R'' et C-NR'C(=O)OR' où R' et R'' sont individuellement un hydrogène, un groupe alkyle contenant un à cinq atomes de carbone, une espèce contenant un groupe aromatique ou une espèce contenant un groupe aromatique substitué; n vaut 2, 3, 4, 5, 6 ou 7; Z' est un hydrogène et Z'' est un groupe méthyle; A, A' et A'' représentent individuellement un hydrogène, un groupe alkyle contenant un à cinq atomes de carbone, ou un halogène; m vaut 1 et p vaut 1; E' et E'' représentent individuellement un hydrogène, un groupe alkyle contenant un à cinq atomes de carbone ou un groupe alkyle à substitution halogénée contenant un à cinq atomes de carbone; au moins un des E' est un substituant non hydrogène; et où la structure représente une forme cis(Z) ou trans(E) du composé, comportant les étapes de,

a) réaction d'un alcool oléfinique choisi dans le groupe constitué du 5-hexén-2-ol, 4-pentén-2-ol, 5-hexén-3-ol, 2-méthyl-4-pentén-2-ol, 4-méthyl-4-pentén-2-ol, 1-octén-4-ol, 5-méthyl-1-heptén-4-ol, 4-méthyl-5-hexén-2-ol, 5-méthyl-5-hexén-2-ol, 5-hexén-2-ol et 5-méthyl-5-hexén-3-ol, avec un halogénure aromatique pour donner un produit de condensation d'alcool,

b) conversion du produit de condensation d'alcool obtenu dans l'étape a) en ledit composé aminé oléfinique à substitution aryle par activation de l'alcool au moyen de chlorure de méthanesulfonyle ou de chlorure de p-toluènesulfonyle, suivie par un déplacement du mésylate ou du tosylate au moyen de méthylamine, pour donner ledit composé aminé oléfinique à substitution aryle.

21. Procédé selon la revendication 20, dans lequel l'alcool oléfinique dans l'étape a) est le 4-pentén-2-ol.
22. Procédé selon la revendication 20 ou la revendication 21, dans lequel l'halogénure aromatique dans l'étape a) est une 3-halogénopyridine ou une 5-halogénopyrimidine.
23. Utilisation d'un composé selon l'une quelconque des revendications 1-19, pour la préparation d'un médicament destiné à la prévention ou au traitement d'un trouble du système nerveux central.
24. Utilisation selon la revendication 23, dans laquelle le trouble du système nerveux central est choisi parmi la démence présénile, la démence sénile, le parkinsonisme, la chorée de Huntington, la dyskinésie tardive, l'hyperkinésie, la manie, le trouble déficitaire de l'attention, l'anxiété, la dyslexie, la schizophrénie et la syndrome de Gilles de la Tourette.
25. Utilisation selon la revendication 23, dans laquelle le trouble du système nerveux central est choisi parmi la démence présénile et la démence sénile.
26. Composition pharmaceutique comprenant un composé selon l'une quelconque des revendications 1-19 en mélange avec un véhicule pharmaceutiquement acceptable.

REFERENCES CITED IN THE DESCRIPTION

This list of references cited by the applicant is for the reader's convenience only. It does not form part of the European patent document. Even though great care has been taken in compiling the references, errors or omissions cannot be excluded and the EPO disclaims all liability in this regard.

Patent documents cited in the description

- US 4965074 A, Leeson [0004]
- US 5242935 A, Lippiello [0004]
- US 5212188 A, Caldwell [0004]
- US 5227391 A, Caldwell [0004]
- EP 588917 A [0004]
- US 5210076 A, Berliner [0006]
- US 5597919 A [0022] [0025] [0027]
- US 08364979 B [0022] [0027]
- US 364979 A [0025]
- US 4922901 A, Brooks [0030]

Non-patent literature cited in the description

- JONES et al. *Intern. J. Neurosci.*, 1990, vol. 50, 147 [0003]
- PERRY. *Br. Med. Bull.*, 1986, vol. 42, 63 [0003]
- SITARAM et al. *Science*, 1978, vol. 201, 274 [0003]
- GIACOBINI. *J. Neurosci. Res.*, 1990, vol. 27, 548 [0003]
- BARON. *Neurology*, 1986, vol. 36, 1490 [0003]
- ROWELL. *Adv. Behav. Biol.*, 1987, vol. 31, 191 [0004]
- MARKS. *J. Pharmacol. Exp. Ther.*, 1983, vol. 226, 817 [0004]
- ROWELL et al. *J. Neurochem.*, 1984, vol. 43, 1593 [0004]
- SHERWOOD. *Human Psychopharm.*, 1993, vol. 8, 155-184 [0004]
- HODGES et al. *Bio. of Nic.* 1991, 157 [0004]
- SAHAKIAN et al. *Br. J. Psych.*, 1989, vol. 154, 797 [0004]
- RINNE et al. *Brain Res.*, 1991, vol. 54, 167-170 [0005]
- CLARK et al. *Br. J. Pharm.*, 1985, vol. 85, 827-835 [0005]
- SMITH et al. *Rev. Neurosci.*, 1982, vol. 3 (1), 25-43 [0005]
- CALDERON-GONZALEZ et al. *Intern. Pediat.*, 1993, vol. 8 (2), 176-188 [0007]
- Oxford Textbook of Medicine. 1987, vol. 21, 218 [0007]
- DEVOR et al. *The Lancet*, 1989, vol. 8670, 1046 [0008]
- JARVIK. *British J. of Addiction*, 1991, vol. 86, 571-575 [0008]
- MCCONVILLE et al. *Am. J. Psychiatry*, 1991, vol. 148 (6), 793-794 [0008]
- NEWHOUSE et al. *Brit. J. Addic.*, 1991, vol. 86, 521-526 [0008]
- MCCONVILLE et al. *Biol. Psychiatry*, 1992, vol. 31, 832-840 [0008]
- SANBERG et al. *Proceedings from Intl. Symp. Nic.*, 1994, 39 [0008]
- VINSON. *Arch. Fam. Med.*, 1994, vol. 3 (5), 445-451 [0009]
- HECHTMAN. *J. Psychiatry Neurosci.*, 1994, vol. 19 (3), 193-201 [0009]
- FARAONE et al. *Biol Psychiatry*, 1994, vol. 35 (6), 398-402 [0009]
- MALONE. *J. Child Neuro.*, 1994, vol. 9 (2), 181-189 [0009]
- Cholinergic control of cognitive resources. WAR-BURTON et al. *Neuropsychobiology*. 1993, 43-46 [0009]
- LIEBERMAN et al. *Schizophr. Bull.*, 1993, vol. 19, 371-429 [0010]
- GLASSMAN. *Amer. J. Psychiatry*, 1993, vol. 150, 546-553 [0010]
- MERRIAM et al. *Psychiatr. Annals*, 1993, vol. 23, 171-178 [0010]
- ADLER et al. *Biol. Psychiatry*, 1992, vol. 32, 607-616 [0010]
- SJAK-SHIE et al. *Brain Res.*, 1993, vol. 624, 295-298 [0011]
- ROWELL et al. *J. Neurochem.*, 1984, vol. 43, 1593-1598 [0011]
- RAPIER et al. *J. Neurochem.*, 1988, vol. 50, 1123-1130 [0011]
- SANDOR et al. *Brain Res.*, 1991, vol. 567, 313-316 [0011]
- VIZI. *Br. J. Pharmacol.*, 1973, vol. 47, 765-777 [0011]
- HALL et al. *Biochem. Pharmacol.*, 1972, vol. 21, 1829-1838 [0011]
- HERY et al. *Arch. Int. Pharmacodyn. Ther.*, 1977, vol. 296, 91-97 [0011]
- TOTH et al. *Neurochem Res.*, 1992, vol. 17, 265-271 [0011]
- SANBERG et al. *Pharmacol. Biochem. & Behavior*, 1993, vol. 46, 303-307 [0011]
- HARSING et al. *J. Neurochem.*, 1993, vol. 59, 48-54 [0011]
- HUGHES. *Proceedings from Intl. Symp. Nic.*, 1994, 40 [0011]

- **DECINA et al.** *Biol. Psychiatry*, 1990, vol. 28, 502-508 [0011]
- **WAGNER et al.** *Pharmacopsychiatry*, 1988, vol. 21, 301-303 [0011]
- **POMERLEAU et al.** *Addictive Behaviors*, 1984, vol. 9, 265 [0011]
- **ONAIVI et al.** *Life Sci.*, 1994, vol. 54 (3), 193-202 [0011]
- **HAMON.** *Trends in Pharmacol. Res.*, vol. 15, 36-39 [0011]
- **HANSCH et al.** *Chem. Rev.*, 1991, vol. 91, 165-195 [0017]
- **RONDAHL.** *Acta Pharm. Suec.*, 1976, vol. 13, 229-234 [0021]
- **KAMIMURA et al.** *Agr. Biol. Chem.*, 1963, vol. 27 (10), 684-688 [0021]
- **LÖFFLER et al.** *Chem. Ber.*, 1909, vol. 42, 3431-3438 [0023]
- **LAForge.** *J.A.C.S.*, 1928, vol. 50, 2477 [0023] [0054]
- **ACHESON et al.** *J. Chem. Soc., Perkin Trans. 1*, 1980, vol. 2, 579-585 [0023]
- **RONDAHL.** *Acta Pharm. Suec.*, 1977, vol. 14, 113-118 [0023] [0023] [0023]
- **ACHESON et al.** *J. Chem. Soc. Perkin Trans. 1*, 1980, vol. 2, 579-585 [0023]
- **ASHIMORI et al.** *Chem. Pharm. Bull.*, 1990, vol. 38 (9), 2446-2458 [0023]
- **FRANK et al.** *J. Org. Chem.*, 1978, vol. 43 (15), 2947-2949 [0024]
- **MALEK et al.** *J. Org. Chem.*, 1982, vol. 47, 5395-5397 [0024] [0026]
- **FRANK et al.** *J. Org. Chem.*, 1978, vol. 43, 2947-2949 [0026]
- **DECOSTA et al.** *J. Org. Chem.*, 1992, vol. 35, 4334-4343 [0026]
- **KUBOTA et al.** *Tetrahedron Letters*, 1992, vol. 33 (10), 1351-1354 [0026]
- **ISHIHARA et al.** *Tetrahedron Letters*, 1993, vol. 34 (56), 5777-5780 [0026]
- **HANSCH et al.** *J. med. Chem.*, vol. 11, 1 [0033]
- **CHENG et al.** *Biochem. Pharmacol.*, 1973, vol. 22, 3099-3108 [0034] [0058]
- **COMINS et al.** *J. Org. Chem.*, 1990, vol. 55, 69-73 [0048]
- **LOWRY et al.** *J. Biol. Chem.*, 1951, vol. 193, 265-275 [0056]
- **ROMANO et al.** *Science*, 1980, vol. 210, 647-650 [0057]
- **MARKS et al.** *Mol. Pharmacol.*, 1986, vol. 30, 427-436 [0057]
- **ROMM et al.** *Life Sci.*, 1990, vol. 46, 935-943 [0057]
- **NAGY et al.** *J. Neurochem.*, 1984, vol. 43, 1114-1123 [0059]
- **HANSCH et al.** *J. Med. Chem.*, 1968, vol. 11, 1 [0060]
- **HOPFINGER.** *Conformational Properties of Macromolecules.* Academic Press, 1973 [0060]
- **STRATTON et al.** *Carcinogen*, 1989, vol. 10, 899-905 [0061]
- **LUKAS.** *J. Pharmacol. Exp. Ther.*, 1989, vol. 251, 175-182 [0061] [0062]
- **OSWALD et al.** *Neurosci. Lett.*, 1989, vol. 96, 207-212 [0061]
- **LUTHER et al.** *J. Neurosci.*, 1989, vol. 9, 1082-1096 [0061]
- **LUKAS et al.** *Anal. Biochem.*, 1988, vol. 175, 212-218 [0061]
- **WHITING et al.** *Nature*, 1987, vol. 327, 515-518 [0062]
- **WHITING et al.** *Mol. Brain Res.*, 1990, vol. 10, 61-70 [0062]
- **LUKAS et al.** *Internatl. Review Neurobiol.*, 1992, vol. 34, 25-130 [0062]
- **FORNASARI et al.** *Neurosci. Lett.*, 1990, vol. 111, 351-356 [0062]
- **CHINI et al.** *Proc. Natl. Acad. Sci. USA*, 1992, vol. 89, 1572-1576 [0062]
- **BENCHERIF et al.** *Mol. Cell. Neurosci.*, 1991, vol. 2, 52-65 [0062]
- **BENCHERIF et al.** *J. Pharmacol. Exp. Ther.*, 1991, vol. 257, 946-953 [0062]
- **BRADFORD.** *Anal. Biochem.*, 1976, vol. 72, 248-254 [0062]
- **LUKAS et al.** *Anal. Biochem.*, 1988, vol. 175, 212-218 [0063] [0063]
- **MARKS et al.** *J. Pharmacol. Exp. Ther.*, 1993, vol. 264, 427-436 [0064]