



Europäisches Patentamt
European Patent Office
Office européen des brevets



(11) **EP 0 901 487 B9**

(12) **CORRECTED EUROPEAN PATENT SPECIFICATION**

Note: Bibliography reflects the latest situation

(15) Correction information:
Corrected version no 1 (W1 B1)
Corrections, see page(s) 46-48

(48) Corrigendum issued on:
29.09.2004 Bulletin 2004/40

(45) Date of publication and mention
of the grant of the patent:
04.06.2003 Bulletin 2003/23

(21) Application number: **97901749.8**

(22) Date of filing: **17.02.1997**

(51) Int Cl.7: **C07D 401/06**, C07D 401/04,
C07D 401/14, C07D 405/06,
C07D 403/06, C07D 239/91,
C07D 417/14, C07D 417/06,
A61K 31/505

(86) International application number:
PCT/IB1997/000134

(87) International publication number:
WO 1997/043276 (20.11.1997 Gazette 1997/50)

(54) **2,3,6 TRISUBSTITUTED-4(3H)-QUINAZOLINONES**

2,3,6-TRISUBSTITUIERTE 4(3H)-CHINAZOLINONE

4(3H)-QUINAZOLINONES TRISUBSTITUEES EN POSITION 2,3 ET 6

(84) Designated Contracting States:
**AT BE CH DE DK ES FI FR GB GR IE IT LI LU NL
PT SE**
Designated Extension States:
AL LT LV RO SI

(30) Priority: **15.05.1996 US 17738 P**

(43) Date of publication of application:
17.03.1999 Bulletin 1999/11

(73) Proprietor: **PFIZER INC.**
New York, N.Y. 10017 (US)

(72) Inventors:
• **ELLIOTT, Mark, Leonard**
Canterbury, CT 06331 (US)
• **WELCH, Willard, McKowan, Jr.**
Mystic, CT 06355 (US)

• **BERTRAND L. Chenard**
Waterford, Connecticut 06385 (US)

(74) Representative: **Moore, James William**
Pfizer Limited,
European Patent Department,
Ramsgate Road
Sandwich, Kent CT13 9NJ (GB)

(56) References cited:
EP-A- 0 056 637 **WO-A-92/13535**
WO-A-95/19346 **US-A- 3 558 610**

• **LESZKOVSKY G. ET AL: 'THE**
PHARMACOLOGY OF QUINAZOLONE
DERIVATIVES' ACTA PHYSIOLOGICA vol. XXVII,
no. 1, 1964, pages 81 - 90

Note: Within nine months from the publication of the mention of the grant of the European patent, any person may give notice to the European Patent Office of opposition to the European patent granted. Notice of opposition shall be filed in a written reasoned statement. It shall not be deemed to have been filed until the opposition fee has been paid. (Art. 99(1) European Patent Convention).

EP 0 901 487 B9

Description

[0001] The present invention relates to compounds of the formula I, described below, and their pharmaceutically acceptable salts, and pharmaceutical compositions and methods of treating neurodegenerative and CNS-trauma related conditions.

[0002] The compounds of the invention are potent AMPA receptor antagonists. AMPA receptors are a subspecies of glutamate receptors, identified by their ability to bind α -amino-3-hydroxy-5-methyl-4-isoxazolepropionic acid (AMPA), that are implicated as post-synaptic neurotransmitter receptors for excitatory amino acids.

[0003] The role of excitatory amino acids, such as glutamic acid and aspartic acid, as the predominant mediators of excitatory synaptic transmission in the central nervous system has been well established. Watkins & Evans, Ann. Rev. Pharmacol. Toxicol., 21, 165 (1981); Monaghan, Bridges, and Cotman, Ann. Rev. Pharmacol. Toxicol., 29, 365 (1989); Watkins, Krogsgaard-Larsen, and Honore, Trans. Pharm. Sci., 11, 25 (1990). These amino acids function in synaptic transmission primarily through excitatory amino acid receptors. These amino acids and their receptors also participate in a variety of other physiological processes such as motor control, respiration, cardiovascular regulation, sensory perception, and cognition.

[0004] Excitatory amino acid receptors are classified into two general types. Receptors that are directly coupled to the opening of cation channels in the cell membrane of the neurons are termed "ionotropic." This type of receptor has been subdivided into at least three subtypes, which are defined by the depolarizing actions of the selective agonists N-methyl-D-aspartate (NMDA), α -amino-3-hydroxy-5-methylisoxazole-4-propionic acid (AMPA), and kainic acid (KA). The second general type is the G-protein or second messenger-linked "metabotropic" excitatory amino acid receptor. This second type, when activated by the agonists quisqualate, ibotenate, or trans-1-aminocyclopentane-1,3-dicarboxylic acid, leads to enhanced phosphoinositide hydrolysis in the postsynaptic cell. Both types of receptors appear not only to mediate normal synaptic transmission along excitatory pathways, but also participate in the modification of synaptic connection during development and changes in the efficiency of synaptic transmission throughout life. Schoepp, Bockaert, and Sladeczek, Trends in Pharmacol. Sci., 11, 508 (1990); McDonald and Johnson, Brain Research Reviews, 15, 41 (1990).

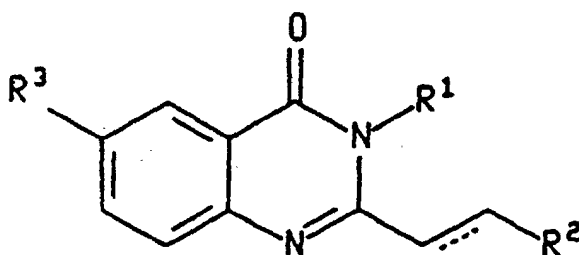
[0005] The excessive or inappropriate stimulation of excitatory amino acid receptors leads to neuronal cell damage or loss by way of a mechanism known as excitotoxicity. This process has been suggested to mediate neuronal degeneration in a variety of conditions. The medical consequences of such neuronal degeneration makes the abatement of these degenerative neurological processes an important therapeutic goal.

[0006] Excitatory amino acid excitotoxicity has been implicated in the pathophysiology of a number of neurological disorders. This excitotoxicity has been implicated in the pathophysiology of acute and chronic neurodegenerative conditions including cerebral deficits subsequent to cardiac bypass surgery and grafting, stroke, cerebral ischemia, spinal cord trauma, head trauma, Alzheimer's Disease, Huntington's Chorea, amyotrophic lateral sclerosis, epilepsy, AIDS-induced dementia, perinatal hypoxia, hypoxia (such as conditions caused by strangulation, surgery, smoke inhalation, asphyxiation, drowning, choking, electrocution or drug or alcohol overdose), cardiac arrest, hypoglycemic neuronal damage, ocular damage and retinopathy, and idiopathic and drug-induced Parkinson's Disease. Other neurological conditions, that are caused by glutamate dysfunction, require neuromodulation. These other neurological conditions include muscular spasms, migraine headaches, urinary incontinence, psychosis, addiction withdrawal (such as alcoholism and drug addiction including opiate, cocaine and nicotine addiction), opiate tolerance, anxiety, emesis, brain edema, chronic pain, convulsions, retinal neuropathy, tinnitus and tardive dyskinesia. The use of a neuro-protective agent, such as an AMPA receptor antagonist, is believed to be useful in treating these disorders and/or reducing the amount of neurological damage associated with these disorders. The EAA antagonists are also useful as analgesic agents.

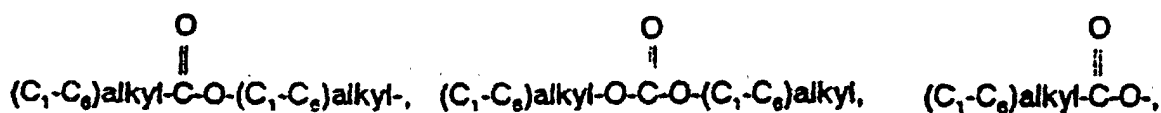
[0007] Several studies have shown that AMPA receptor antagonists are neuroprotective in focal and global ischemia models. The competitive AMPA receptor antagonist NBQX (2,3-dihydroxy-6-nitro-7-sulfamoylbenzo[f]-quinoxaline) has been reported effective in preventing global and focal ischemic damage. Sheardown et al., Science, 247, 571 (1990); Buchan et al., Neuroreport, 2, 473 (1991); LePelllet et al., Brain Research, 671, 115 (1992). The noncompetitive AMPA receptor antagonists GKYI 52466 has been shown to be an effective neuroprotective agent in rat global ischemia models. LaPeillet et al., Brain Research, 571, 115 (1982). These studies strongly suggest that the delayed neuronal degeneration in brain ischemia involves glutamate excitotoxicity mediated at least in part by AMPA receptor activation. Thus, AMPA receptor antagonists may prove useful as neuroprotective agents and improve the neurological outcome of cerebral ischemia in humans. WO-A-95/19346 discloses quinazoline-2,4-diones having antagonist activity at AMPA excitatory amino acid receptors. WO-A-92/13535 discloses quinazolone derivatives having anticonvulsant activity. EP-A-0056637 discloses 4(3H)-quinazolinones which are useful as hypotensive agents.

Summary of the Invention

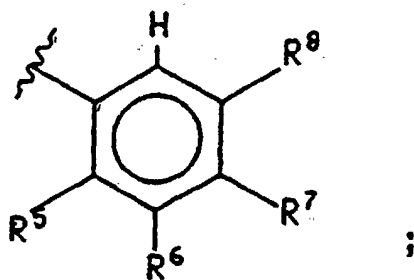
[0008] The present invention relates to a bicyclic compound of the formula



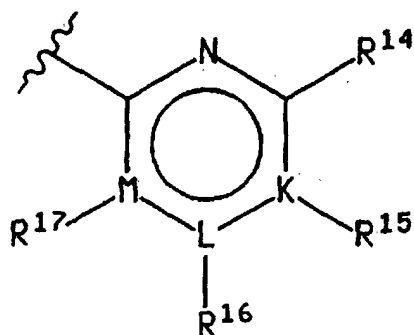
wherein R¹ is optionally substituted phenyl of the formula Ph¹ or heteroaryl wherein said heteroaryl is selected from the group consisting of pyridin-2-yl, pyridin-3-yl and pyridin-4-yl, wherein said heteroaryl may optionally be substituted on any of the ring carbon atoms capable of forming an additional bond, up to a maximum of three substituents per ring, with a substituent selected from hydrogen, (C₁-C₆)alkyl, halogen, trifluoromethyl, amino-(CH₂)ₙ-, (C₁-C₅) alkylamino-(CH₂)ₙ-, di(C₁-C₆)alkyl-amino-(CH₂)ₙ-, (C₁-C₆)alkoxy, hydroxy(C₁-C₆)alkyl, (C₁-C₆)alkyl-O-(C₁-C₆)alkyl-, -CN



hydroxy, H-C(=O)-, (C₁-C₆)alkyl-C(=O)-(CH₂)ₙ-, HO-C(=O)-(CH₂)ₙ-, (C₁-C₆)alkyl-O-C(=O)-(CH₂)ₙ-, NH₂-C(=O)-(CH₂)ₙ-, (C₂-C₆)alkyl-NH-C(=O)-(CH₂)ₙ-, and di(C₁-C₆)alkyl-NH-C(=O)-(CH₂)ₙ-; wherein said Ph¹ is a group of the formula

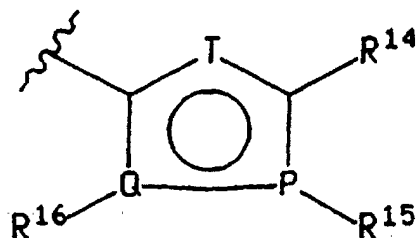


[0009] R² is phenyl of the formula Ph² or a five or six membered heterocycle, wherein said 6-membered heterocycle has the formula



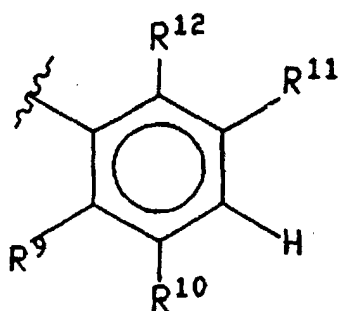
wherein "N" is nitrogen; wherein said ring positions "K", "L" and "M" may be independently selected from carbon or nitrogen, with the proviso that i) only one of "K", "L" or "M" can be nitrogen and ii) when "K", "L" or "M" is nitrogen then its respective R¹⁵, R¹⁶ or R¹⁷ is absent;

wherein said five membered heterocycle has the formula



wherein said "T" is -CH-, N, NH, O or S; wherein said ring positions "P" and "Q" may be independently selected from carbon, nitrogen, oxygen or sulfur; with the proviso that only one of "P", "Q" or "T" can be oxygen or sulfur and at least one of "P", "Q" or "T" must be a heteroatom;

wherein said Ph² is a group of the formula



;

R³ is chloro or fluoro;

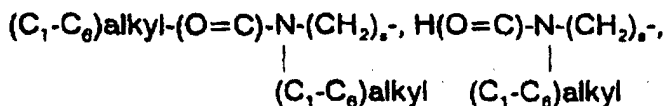
R⁵ is hydrogen, (C₁-C₆)alkyl, halo, CF₃, (C₁-C₆)alkoxy or (C₁-C₆)alkylthiol;

R⁶ is hydrogen or halo;

R⁷ is hydrogen or halo;

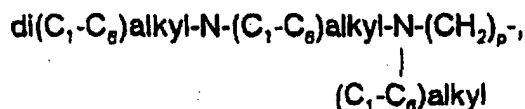
R⁸ is hydrogen or halo;

R⁹ is hydrogen, halo, CF₃, (C₁-C₆)alkyl optionally substituted with one to three halogen atoms, (C₁-C₆)alkoxy optionally substituted with one to three halogen atoms, (C₁-C₆)alkylthiol, amino-(CH₂)₅-, (C₁-C₆)alkyl-NH-(CH₂)₅-, di(C₁-C₆)alkyl-N-(CH₂)₅-, (C₃-C₇)cycloalkyl-NH-(CH₂)₅-, H₂N-(C=O)-(CH₂)₅-, (C₁-C₆)alkyl-HN-(C=O)-(CH₂)₅-, di(C₁-C₆)alkyl-N-(C=O)-(CH₂)₅-, (C₃-C₇)cycloalkyl-NH-(C=O)-(CH₂)₅-, R¹³O-(CH₂)₅-, R¹³O-(C=O)-(CH₂)₅-, H(O=C)-NH-(CH₂)₅-, (C₁-C₆)alkyl-(O=C)-NH-(CH₂)₅-,

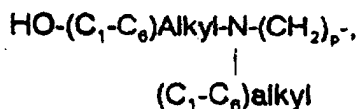
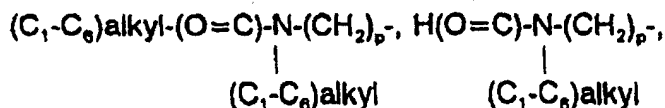


H-(C=O)-(CH₂)_s-, (C₁-C₆)alkyl-(C=O)-, hydroxy, hydroxy(C₁-C₆)alkyl-, (C₁-C₆)alkyl-O-(C₁-C₆)alkyl-, and -CN;

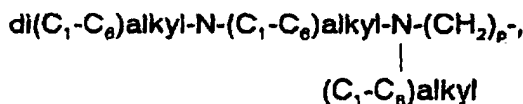
R¹⁰ and R¹⁴ are selected, Independently, from hydrogen, halo, CF₃, (C₁-C₆)alkyl optionally substituted with one to three halogen atoms, (C₁-C₆)alkoxy optionally substituted with one to three halogen atoms, (C₁-C₆)alkylthiol, amino-(CH₂)_p-, (C₁-C₆)alkyl-NH-(CH₂)_p-, di(C₁-C₆)alkyl-N-(CH₂)_p-, (C₃-C₇)cycloalkyl-NH-(CH₂)_p-, amino-(C₁-C₆)alkyl-NH-(CH₂)_p-, (C₁-C₆)alkyl-NH-(C₁-C₆)alkyl-NH-(CH₂)_p-, di(C₁-C₆)alkyl-N-(C₁-C₆)alkyl-NH-(CH₂)_p-,



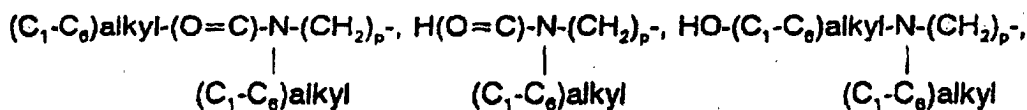
H₂N-(C=O)-(CH₂)_p-, (C₁-C₆)alkyl-HN-(C=O)-(CH₂)_p-, di(C₁-C₆)alkyl-N-(C=O)-(CH₂)_p-, (C₃-C₇)cycloalkyl-NH-(C=O)-(CH₂)_p-, R¹³O-(CH₂)_p-, R¹³O-(C=O)-(CH₂)_p-, H(O=C)-O-, H(O=C)-O-(C₁-C₆)alkyl-, H(O=C)-NH-(CH₂)_p-, (C₁-C₆)alkyl-(O=C)-NH-(CH₂)_p-, -CHO, H-(C=O)-(CH₂)_p-, (C₁-C₆)alkyl-(C=O)-(CH₂)_p-,



(C₁-C₆)alkyl-(C=O)-O-NH-(CH₂)_p-, amino-(C₁-C₆)alkyl(C=O)-O(CH₂)_p-, (C₁-C₆)alkyl-NH-(C₁-C₆)alkyl-(C=O)-O-(CH₂)_p-, di(C₁-C₆)alkyl-N-(C₁-C₆)alkyl-(C=O)-O-(CH₂)_p-, amino-(C₁-C₆)alkyl-O-(C=O)-(CH₂)_p-, (C₁-C₆)alkyl-NH-(C₁-C₆)alkyl-O-(C=O)-(CH₂)_p-, di(C₁-C₆)alkyl-N-(C₁-C₆)alkyl-O-(C=O)-(CH₂)_p-, hydroxy, hydroxy-(C₁-C₆)alkyl-, hydroxy-(C₁-C₆)alkyl-NH-(CH₂)_p-, (C₁-C₆)alkyl-O-(C₁-C₆)alkyl-, -CN, piperidine-(CH₂)_p-, pyrrolidine-(CH₂)_p-, and 3-pyrroline-(CH₂)_p-, wherein said piperidine; pyrrolidine and 3-pyrroline of said piperidine-(CH₂)_p-, pyrrolidine-(CH₂)_p and 3-pyrroline-(CH₂)_p moieties may optionally be substituted on any of the ring carbon atoms capable of supporting and additional bond, preferably zero to two substituents, with a substituent independently selected from halo, CF₃, (C₁-C₆)alkyl optionally substituted with one to three halogen atoms, (C₁-C₆)alkoxy optionally substituted with one to three halogen atoms, (C₁-C₆)alkylthiol, amino-(CH₂)_p-, (C₁-C₆)alkyl-NH-(CH₂)_p-, di(C₁-C₆)alkyl-N-(CH₂)_p-, (C₃-C₇)cycloalkyl-NH-(CH₂)_p-, amino-(C₁-C₆)alkyl-NH-(CH₂)_p-, (C₁-C₆)alkyl-NH-(C₁-C₆)alkyl-NH-(CH₂)_p-, di(C₁-C₆)alkyl-N-(C₁-C₆)alkyl-NH-(CH₂)_p-, (C₁-C₆)alkyl-O-(C₁-C₆)alkyl-O-(C₁-C₆)alkyl-,



H₂N-(C=O)-(CH₂)_p-, (C₁-C₆)alkyl-HN-(C=O)-(CH₂)_p-, di(C₁-C₆)alkyl-N-(C=O)-(CH₂)_p-, (C₃-C₇)cycloalkyl-NH-(C=O)-(CH₂)_p-, R¹³O-(CH₂)_p-, R¹³O-(C=O)-(CH₂)_p-, H(O=C)-O-, H(O=C)-O-(C₁-C₆)alkyl-, H(O=C)-NH-(CH₂)_p-, (C₁-C₆)alkyl-(O=C)-NH-(CH₂)_p-, -CHO, H-(C=O)-(CH₂)_p-, (C₁-C₆)alkyl-(C=O)-,



(C₁-C₆)alkyl(C=O)-O-NH-(CH₂)_p-, amino-(C₁-C₆)alkyl-(C=O)-O-(CH₂)_p-, (C₁-C₆)alkyl-NH-(C₁-C₆)alkyl(C=O)-O-(CH₂)_p-, di(C₁-C₆)alkyl-N-(C₁-C₆)alkyl-(C=O)-O-(CH₂)_p-, hydroxy-, hydroxy-(C₁-C₆)alkyl-, hydroxy-(C₁-C₆)alkyl-NH-(CH₂)_p-, and -CN;

R¹¹ is hydrogen or halo;

R¹² is hydrogen, -CN or halo;

R¹³ is hydrogen, (C₁-C₆)alkyl, (C₁-C₆)alkyl-(C=O)-, (C₁-C₆)alkyl-O-(C=O)-, (C₁-C₆)alkyl-NH-(C=O)-, or di(C₁-C₆)alkyl-N-(C=O)-;

R¹⁵ is hydrogen, -CN, (C₁-C₆)alkyl, halo, CF₃, -CHO or (C₁-C₆)alkoxy;

R¹⁶ is hydrogen, -CN, (C₁-C₆)alkyl, halo, CF₃, -CHO or (C₁-C₆)alkoxy;

R¹⁷ is hydrogen, -CN, (C₁-C₆)alkyl, amino-(C₁-C₆)alkyl-, (C₁-C₆)alkyl-NH-(C₁-C₆)alkyl-, di(C₁-C₆)alkyl-N-(C₁-C₆)alkyl-, halo, CF₃, -CHO or (C₁-C₆)alkoxy;

n is an integer from zero to 3;

each p is independently an integer from zero to 3;

s is an integer from zero to 4;

wherein the dashed bond represented an optional double bond;

with the proviso that: i) when R⁹ is hydrogen, one of R¹¹ and R¹² is other than hydrogen; ii) when R³ is chloro; R⁵ is methyl; R⁶, R⁷, and R⁸ are hydrogen; and K, L and M equal carbon, then (a) one of R¹⁴ through R¹⁷ must be other than hydrogen or (b) R¹⁷ must be other than hydrogen or methyl;

and the pharmaceutically acceptable salts of such compounds.

[0010] Proviso (i) distinguishes the present invention from compounds disclosed in US-A-3558610.

[0011] Proviso (ii) distinguishes the present invention from Leszkovsky, Erdeley and Tardy, Acta Physiologica, XXVII/ 1 81-90 1964.

[0012] The excluded compounds have not been disclosed as AMPA receptor antagonists.

[0013] The present invention also relates to the pharmaceutically acceptable acid addition salts of compounds of the formula I. The acids which are used to prepare the pharmaceutically acceptable acid addition salts of the aforementioned base compounds of this invention are those which form non-toxic acid addition salts, i.e., salts containing pharmacologically acceptable anions, such as the hydrochloride, hydrobromide, hydroiodide, nitrate, sulfate, bisulfate, phosphate, acid phosphate, acetate, lactate, citrate, acid citrate, tartrate, bitartrate, succinate, maleate, fumarate, gluconate, saccharate, benzoate, methanesulfonate, ethanesulfonate, benzenesulfonate, p-toluenesulfonate and pamoate [i.e., 1,1'-methylene-bis-(2-hydroxy-3-naphthoate)] salts.

[0014] The invention also relates to base addition salts of formula I. The chemical bases that may be used as reagents to prepare pharmaceutically acceptable base salts of those compounds of formula I that are acidic in nature are those that form non-toxic base salts with such compounds. Such non-toxic base salts include, but are not limited to those derived from such pharmacologically acceptable cations such as alkali metal cations (e.g., potassium and sodium) and alkaline earth metal cations (e.g., calcium and magnesium), ammonium or water-soluble amine addition salts such as N-methylglucamine (meglumine), and the lower alkanolammonium and other base salts of pharmaceutically acceptable organic amines.

[0015] Preferred compounds of formula I wherein R¹ is Ph¹ are those wherein one of R⁵, R⁶, R⁷ or R⁸ is fluoro, bromo, chloro, methyl or trifluoromethyl, preferably R⁵ is fluoro, bromo, chloro, methyl or trifluoromethyl. Most preferred compounds of formula I wherein R¹ is Ph¹ are those wherein R⁵ is chloro or methyl.

[0016] Preferred compounds of formula I wherein R¹ is heteroaryl are those wherein heteroaryl is pyridin-3-yl, optionally substituted with halo, -CN, CF₃, or (C₁-C₆)alkyl, more preferably chloro or methyl, most preferably substituted at the 2-position.

[0017] Preferred compounds of formula I wherein R² is Ph² are those wherein R⁹ is fluoro, chloro, -CN or hydroxy; or R¹⁰ is -CHO, chloro, fluoro, methyl, (C₁-C₆)alkyl-NH-(CH₂)_p-, di(C₁-C₆)alkyl-N-(CH₂)_p-, or cyano. Most preferred compounds of formula I wherein R² is Ph² are those wherein R⁹ is fluoro or -CN; or R¹⁰ is methyl, (C₁-C₆)alkyl-NH-(CH₂)_p-, di(C₁-C₆)alkyl-N-(CH₂)_p-, or cyano.

[0018] Preferred compounds of formula I wherein R² is heteroaryl are those wherein said heteroaryl is either an optionally substituted six-membered heterocycle wherein "K", "L" and "M" are carbon (i.e. pyridin-2-yl), or "K" and "L" are carbon and "M" is nitrogen (i.e. pyrimidin-2-yl), or said heteroaryl is an optionally substituted five membered heterocycle wherein "T" is nitrogen, "P" is sulfur and "Q" is carbon (i.e. 1,3-thiazol-4-yl), or "T" is nitrogen or sulfur, "Q" is nitrogen or sulfur and "P" is carbon (i.e. 1,3-thiazol-2-yl) or "T" is oxygen and "P" and "Q" are each carbon (i.e. fur-2-yl).

[0019] Preferred compounds of formula I wherein R² is an optionally substituted six-membered heterocycle wherein "K", "L" and "M" are carbon (i.e. pyridin-2-yl) are those wherein R¹⁴ is hydrogen, -CHO, chloro, fluoro, methyl, (C₁-C₆)alkyl-NH-(CH₂)_p-, di(C₁-C₆)alkyl-N-(CH₂)_p-, or cyano; R¹⁷ is hydrogen, -CHO, chloro, fluoro, methyl, (C₁-C₆)alkyl-NH-(C₁-C₆)alkyl, di(C₁-C₆)alkyl-N-(C₁-C₆)alkyl, or cyano; or R¹⁵ or R¹⁶ are independently hydrogen, -CHO, chloro, fluoro, methyl or cyano. Most preferred compounds of formula I wherein R² is an optionally substituted six-membered heterocycle wherein "K", "L" and "M" are carbon (i.e. pyridin-2-yl) are those wherein R¹⁴ is hydrogen, -CHO, methyl,

(C₁-C₆)alkyl-NH-(CH₂)_p-, di(C₁-C₆)alkyl-N-(CH₂)_p-, or cyano.

[0020] Preferred compounds of formula I wherein R² is an optionally substituted five-membered heterocycle wherein "T" is nitrogen, "P" is sulfur and "Q" is carbon (i.e. 1,3-thiazol-4-yl) are those wherein R¹⁴, R¹⁶ or R¹⁸ are each independently hydrogen, chloro, fluoro, methyl or cyano.

[0021] Preferred compounds of formula I wherein R² is an optionally substituted five-membered heterocycle wherein "T" is nitrogen or sulfur "Q" is sulfur or nitrogen and "P" is carbon (i.e. 1,3-thiazol-2-yl) are those wherein R¹⁴ or R¹⁵ are independently hydrogen, chloro, fluoro, methyl or cyano.

[0022] Specific preferred compounds of the invention include:

3-(2-chloro-phenyl)-2-[2-(5-diethylaminomethyl-2-fluoro-phenyl)-vinyl]-6-fluoro-3H-quinazolin-4-one;
 3-(2-chloro-phenyl)-2-[2-(6-diethylaminomethyl-pyridin-2-yl)-vinyl]-6-fluoro-3H-quinazolin-4-one;
 3-(2-chloro-phenyl)-2-[2-(4-diethylaminomethyl-pyridin-2-yl)-vinyl]-6-fluoro-3H-quinazolin-4-one;
 3-(2-chloro-phenyl)-2-[2-(6-ethylaminomethyl-pyridin-2-yl)-vinyl]-6-fluoro-3H-quinazolin-4-one;
 3-(2-bromo-phenyl)-2-[2-(6-diethylaminomethyl-pyridin-2-yl)-vinyl]-6-fluoro-3H-quinazolin-4-one;
 3-(2-chloro-phenyl)-6-fluoro-2-[2-(6-methoxymethyl-pyridin-2-yl)-vinyl]-3H-quinazolin-4-one;
 6-fluoro-3-(2-methyl-pyridin-3-yl)-2-[2-(2-methyl-thiazol-4-yl)-vinyl]-3H-quinazolin-4-one;
 3-(2-chloro-phenyl)-6-fluoro-2-[2-(4-methyl-pyrimidine-2-yl)-vinyl]-3H-quinazolin-4-one;
 3-(2-chloro-phenyl)-6-fluoro-2-[2-[6-(isopropylamino-methyl)-pyridin-2-yl]-ethyl]-3H-quinazolin-4-one; and
 2-[2-(5-diethylaminomethyl-2-fluoro-phenyl)-vinyl]-6-fluoro-3-(2-methyl-pyridin-3-yl)-3H-quinazolin-4-one.

[0023] Other specific compounds of the invention include:

6-Fluoro-3-(3-methyl-pyrazin-2-yl)-2-(2-pyridin-2-yl-vinyl)-3H-quinazolin-4-one;
 6-Fluoro-3-(4-methyl-pyridin-3-yl)-2-(2-pyridin-2-yl-vinyl)-3H-quinazolin-4-one;
 3-(2-chloro-phenyl)-6-fluoro-2-(2-pyridin-2-yl-vinyl)-3H-quinazolin-4-one;
 6-chloro-2-(2-pyridin-2-yl-vinyl)-3-o-tolyl-3H-quinazolin-4-one;
 6-chloro-2-[2-(6-methyl-pyridin-2-yl)-vinyl]-3-o-tolyl-3H-quinazolin-4-one;
 3-(2-chloro-phenyl)-6-fluoro-2-(2-pyridin-2-yl-ethyl)-3H-quinazolin-4-one;
 6-{2-[3-(2-chloro-phenyl)-6-fluoro-4-oxo-3,4-dihydro-quinazolin-2-yl]-vinyl}-pyridine-2-carbaldehyde;
 3-(2-chloro-phenyl)-6-fluoro-2-[2-(6-methylaminomethyl-pyridin-2-yl)-vinyl]-3H-quinazolin-4-one;
 N-(6-{2-[3-(2-chloro-phenyl)-6-fluoro-4-oxo-3,4-dihydro-quinazolin-2-yl]-vinyl}-pyridin-2-ylmethyl)-N-methyl-acetamide;
 6-{2-[3-(2-chloro-phenyl)-6-fluoro-4-oxo-3,4-dihydro-quinazolin-2-yl]-vinyl}-pyridine-2-carbonitrile;
 3-(2-bromo-phenyl)-6-fluoro-2-(2-pyridin-2-yl-vinyl)-3H-quinazolin-4-one;
 3-(4-bromo-2-chloro-phenyl)-6-fluoro-2-(2-pyridin-2-yl-vinyl)-3H-quinazolin-4-one;
 N-(6-{2-[3-(2-chloro-phenyl)-6-fluoro-4-oxo-3,4-dihydro-quinazolin-2-yl]-vinyl}-pyridin-2-ylmethyl)-N-ethyl-acetamide;
 3-(2-chloro-phenyl)-6-fluoro-2-[2-(6-fluoromethyl-pyridin-2-yl)-vinyl]-3H-quinazolin-4-one;
 3-(2-chloro-phenyl)-6-fluoro-2-[2-(6-pyrrolidin-1-ylmethyl-pyridin-2-yl)-ethyl]-3H-quinazolin-4-one;
 3-(2-chloro-phenyl)-2-[2-(6-{[ethyl-(2-hydroxy-ethyl)-amino]-methyl}-pyridin-2-yl)-vinyl]-6-fluoro-3H-quinazolin-4-one;
 3-(2-chloro-phenyl)-6-fluoro-2-[2-[6-(isopropylamino-methyl)-pyridin-2-yl]-vinyl]-3H-quinazolin-4-one;
 3-(2-chloro-phenyl)-6-fluoro-2-[2-[6-(2-methyl-piperidin-1-ylmethyl)-pyridin-2-yl]-vinyl]-3H-quinazolin-4-one;
 3-(2-chloro-phenyl)-2-[2-(6-ethoxymethyl-pyridin-2-yl)-vinyl]-6-fluoro-3H-quinazolin-4-one;
 3-(2-chloro-phenyl)-2-[2-[6-(2,5-dihydro-pyrrol-1-ylmethyl)-pyridin-2-yl]-vinyl]-6-fluoro-3H-quinazolin-4-one;
 3-(2-chloro-phenyl)-6-fluoro-2-[2-[6-(4-methyl-piperidin-1-ylmethyl)-pyridin-2-yl]-vinyl]-3H-quinazolin-4-one;
 6-fluoro-3-(2-fluoro-phenyl)-2-(2-pyridin-2-yl-vinyl)-3H-quinazolin-4-one;
 3-(2-chloro-phenyl)-2-[2-(6-dimethylaminomethyl-pyridin-2-yl)-vinyl]-6-fluoro-3H-quinazolin-4-one;
 6-fluoro-3-(2-fluoro-phenyl)-2-[2-(6-methyl-pyridin-2-yl)-vinyl]-3H-quinazolin-4-one;
 3-(2-chloro-phenyl)-2-[2-(6-{[(2-dimethylamino-ethyl)-methyl-amino]-methyl}-pyridin-2-yl)-vinyl]-6-fluoro-3H-quinazolin-4-one;
 3-(2-chloro-phenyl)-6-fluoro-2-[2-(6-hydroxymethyl-pyridin-2-yl)-vinyl]-3H-quinazolin-4-one;
 acetic acid 6-{2-[3-(2-chloro-phenyl)-6-fluoro-4-oxo-3,4-dihydro-quinazolin-2-yl]-vinyl}-pyridin-2-ylmethyl ester;
 6-{2-[3-(2-bromo-phenyl)-6-fluoro-4-oxo-3,4-dihydro-quinazolin-2-yl]-vinyl}-pyridine-2-carbaldehyde;
 acetic acid 6-{2-[3-(2-bromo-phenyl)-6-fluoro-4-oxo-3,4-dihydro-quinazolin-2-yl]-vinyl}-pyridin-2-ylmethyl ester;
 diethylamino-acetic acid 6-{2-[3-(2-chloro-phenyl)-6-fluoro-4-oxo-3,4-dihydroquinazolin-2-yl]-vinyl}-pyridin-2-yl-methyl ester;
 3-(2-chloro-phenyl)-2-[2-(6-difluoromethyl-pyridin-2-yl)-vinyl]-6-fluoro-3H-quinazolin-4-one

3-(2-chloro-phenyl)-6-fluoro-2-[2-(6-methoxy-pyridin-2-yl)-vinyl]-3H-quinazolin-4-one
 2-[2-[3 (2-chloro-phenyl)-6-fluoro-4-oxo-3,4-dihydro-quinazolin-2-yl]-vinyl]-6-methyl-nicotinonitrile;
 2-[2-[3-(2-chloro-phenyl)-6-fluoro-4-oxo-3,4-dihydro-quinazolin-2-yl]-ethyl]-6-methyl-nicotinonitrile;
 3-(2-chloro-phenyl)-6-fluoro-2-(2-pyrimidine-2-yl-ethyl)-3H-quinazolin-4-one;
 3-(2-chloro-phenyl)-2-[2-(4,6-dimethyl-pyrimidine-2-yl)-vinyl]-6-fluoro-3H-quinazolin-4-one;
 2-[2-[3-(2-chloro-phenyl)-6-fluoro-4-oxo-3,4-dihydro-quinazolin-2-yl]-vinyl]-nicotinonitrile;
 3-(2-chloro-phenyl)-6-fluoro-2-(2-[6-[(3-methyl-butylamino)-methyl]-pyridin-2-yl]-ethyl)-3H-quinazolin-4-one;
 2-[2-[3-(2-chloro-phenyl)-6-fluoro-4-oxo-3,4-dihydro-quinazolin-2-yl]-ethyl]-nicotinonitrile;
 3-(2-chloro-pyridin-3-yl)-6-fluoro-2-[2-(2-hydroxy-phenyl)-vinyl]-3H-quinazolin-4-one;
 2-[2-[6-fluoro-3-(2-methyl-pyridin-3-yl)-4-oxo-3,4-dihydroquinazolin-2-yl]-vinyl]-4-methyl-benzonitrile;
 2-[2-[6-chloro-4-oxo-3-o-tolyl-3,4-dihydro-quinazolin-2-yl]-vinyl]-benzonitrile;
 2-[2-[3-(2-chloro-phenyl)-6-fluoro-4-oxo-3,4-dihydro-quinazolin-2-yl]-vinyl]-4-methyl-benzonitrile;
 3-(2-bromo-phenyl)-6-fluoro-2-[2-(6-hydroxymethyl-pyridin-2-yl)-vinyl]-3H-quinazolin-4-one; and
 3-(2-chloro-phenyl)-6-fluoro-2-(2-(6-pyrrolidin-1-ylmethyl-pyrrolidin-2-yl)-vinyl)-3H-quinazolin-4-one.

[0024] This invention also relates to a pharmaceutical composition for treating or preventing a condition selected from cerebral deficits subsequent to cardiac bypass surgery and grafting, stroke, cerebral ischemia, spinal cord trauma, head trauma, Alzheimer's Disease, Huntington's Chorea, amyotrophic lateral sclerosis, epilepsy, AIDS-induced demential, muscular spasms, migraine headaches, urinary incontinence, psychosis, convulsions, perinatal hypoxia, hypoxia (such as conditions caused by strangulation, surgery, smoke inhalation, asphyxiation, drowning, choking, electrocution or drug or alcohol overdose), cardiac arrest, hypoglycemic neuronal damage, opiate tolerance, addiction withdrawal (such as alcoholism and drug addiction including opiate, cocaine and nicotine addiction), ocular damage, retinopathy, retinal neuropathy, tinnitus, idiopathic and drug induced Parkinson's Disease, anxiety, emesis, brain edema, chronic or acute pain, or tardive dyskinesia, in a mammal, comprising an amount of a compound of formula I effective in treating or preventing such condition and a pharmaceutically acceptable carrier.

[0025] This invention also relates to the use of the present compounds for the preparation of a medicament for treating or preventing a condition selected from cerebral deficits subsequent to cardiac bypass surgery and grafting, stroke, cerebral ischemia, spinal cord trauma, head trauma, Alzheimer's Disease, Huntington's Chorea, amyotrophic lateral sclerosis, epilepsy, AIDS-induced demential, muscular spasms, migraine headaches, urinary incontinence, psychosis, convulsions, perinatal hypoxia, hypoxia (such as conditions caused by strangulation, surgery, smoke inhalation, asphyxiation, drowning, choking, electrocution or drug or alcohol overdose), cardiac arrest, hypoglycemic neuronal damage, opiate tolerance, addiction withdrawal (such as alcoholism and drug addiction including opiate, cocaine and nicotine addiction), ocular damage, retinopathy, retinal neuropathy, tinnitus, idiopathic and drug induced Parkinson's Disease, anxiety, emesis, brain edema, chronic or acute pain, or tardive dyskinesia, in a mammal, comprising administering to a mammal in need of such treatment or prevention an amount of a compound of formula I effective in treating or preventing such condition.

[0026] This invention also relates to a pharmaceutical composition for treating or preventing a condition selected from cerebral deficits subsequent to cardiac bypass surgery and grafting, stroke, cerebral ischemia, spinal cord trauma, head trauma, Alzheimer's Disease, Huntington's Chorea, amyotrophic lateral sclerosis, epilepsy, AIDS-induced demential, muscular spasms, migraine headaches, urinary incontinence, psychosis, convulsions, perinatal hypoxia, hypoxia (such as conditions caused by strangulation, surgery, smoke inhalation, asphyxiation, drowning, choking, electrocution or drug or alcohol overdose), cardiac arrest, hypoglycemic neuronal damage, opiate tolerance, addiction withdrawal (such as alcoholism and drug addiction including opiate, cocaine and nicotine addiction), ocular damage, retinopathy, retinal neuropathy, tinnitus, idiopathic and drug induced Parkinson's Disease, anxiety, emesis, brain edema, chronic or acute pain, or tardive dyskinesia, in a mammal, comprising an AMPA receptor antagonizing effective amount of a compound of formula I and a pharmaceutically acceptable carrier.

[0027] This invention also relates to the use of the present compounds for the preparation of a medicament for treating or preventing a condition selected from cerebral deficits subsequent to cardiac bypass surgery and grafting, stroke, cerebral ischemia, spinal cord trauma, head trauma, Alzheimer's Disease, Huntington's Chorea, amyotrophic lateral sclerosis, epilepsy, AIDS-induced demential, muscular spasms, migraine headaches, urinary incontinence, psychosis, convulsions, perinatal hypoxia, hypoxia (such as conditions caused by strangulation, surgery, smoke inhalation, asphyxiation, drowning, choking, electrocution or drug or alcohol overdose), cardiac arrest, hypoglycemic neuronal damage, opiate tolerance, addiction withdrawal (such as alcoholism and drug addiction including opiate, cocaine and nicotine addiction), ocular damage, retinopathy, retinal neuropathy, tinnitus, idiopathic and drug induced Parkinson's Disease, anxiety, emesis, brain edema, chronic or acute pain, or tardive dyskinesia, in a mammal, comprising administering to a mammal requiring such treatment or prevention an AMPA receptor antagonizing effective amount of a compound of formula I.

[0028] The compounds of this invention include all stereoisomers and all optical isomers of compounds of the formula

I (e.g., R and S enantiomers), as well as racemic, diastereomeric and other mixtures of such isomers.

[0029] The compounds of this invention may contain olefin-like double bonds. When such bonds are present, the compounds of the invention exist as cis and trans configurations and as mixtures thereof.

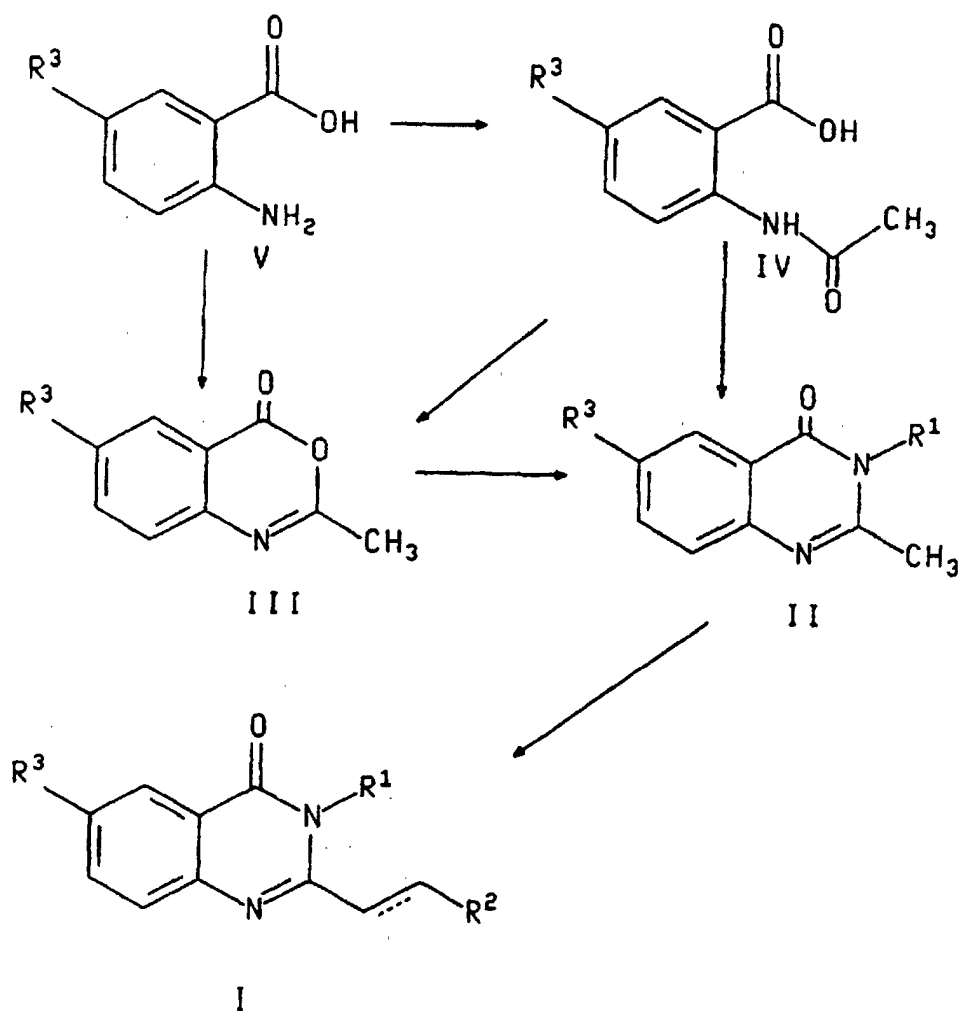
[0030] Unless otherwise indicated, the alkyl groups referred to herein, as well as the alkyl moieties of other groups referred to herein (e.g., alkoxy), may be linear or branched, and they may also be cyclic (e.g., cyclopropyl, cyclobutyl, cyclopentyl, or cyclohexyl) or be linear or branched and contain cyclic moieties.

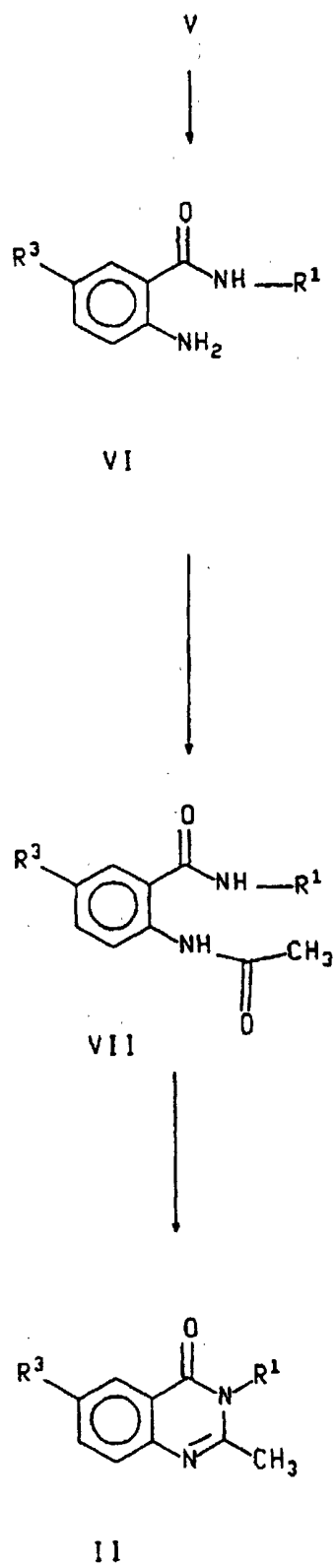
[0031] Unless otherwise indicated, halo and halogen refer to fluorine, bromine, chlorine or iodine.

Detailed Description of the Invention

[0032] The compounds of formula I can be prepared according to the methods of Scheme 1. In the reaction Scheme and discussion that follow, K, L, M, P, Q, T, R¹, R², R⁵, R⁶, R⁷, R⁸, R⁹, R¹⁰, R¹¹, R¹², R¹³, R¹⁴, R¹⁵, R¹⁶, R¹⁷, Ph¹, Ph², n, m, and p, unless otherwise indicated, are as defined above for formula I.

SCHEME 1



SCHEME 2

[0033] Scheme 1 refers to the preparation of compounds of the formula I from compounds of the formula V. Com-

pounds of the formula V are commercially available or can be prepared by methods well known to those of ordinary skill in the art.

[0034] A compound of the formula V can be converted into an acetamide of the formula IV by reaction with acetyl chloride or acetic anhydride in the presence of a base in a reaction inert solvent. Suitable solvents include methylene chloride, dichloroethane, tetrahydrofuran and dioxane, preferably methylene chloride. Suitable bases include trialkylamines such as triethylamine and tributylamine, dimethylaminopyridine and potassium carbonate, preferably triethylamine. The temperature of the aforesaid reaction is in the range from about 0°C to about 35°C for about 1 hour to about 10 hours, preferably at about 30°C for about 3 hours.

[0035] The acetamide of the formula IV is cyclized to a compound of the formula III by reaction with a dehydrating agent, in the presence of a catalyst, in dry reaction inert solvent. Suitable dehydrating agents include acetic anhydride, phosphorous pentoxide, dicyclohexylcarbodiimide, and acetyl chloride, preferably acetic anhydride. Suitable catalysts include sodium or potassium acetate, acetic acid, p-toluene sulfonic acid, or boron trifluoride etherate, preferably sodium acetate. Suitable solvents include dioxane, toluene, diglyme or dichloroethane, preferably dioxane. The temperature of the aforesaid reaction is in the range from about 80°C to about 110°C for about 1 hour to about 24 hours, preferably at about 100°C for about 3 to 10 hours.

[0036] Alternatively, the compound of formula V can be directly converted into a compound of formula III by reaction with acetic anhydride in the presence of an acid catalyst in a solvent. Suitable acid catalysts include acetic acid, sulfuric acid, or p-toluene sulfonic acid, preferably acetic acid. Suitable solvents include acetic acid, toluene or xylene, preferably acetic acid. The temperature of the aforesaid reaction is from about 20°C to about 150°C for about 10 minutes to about 10 hours, preferably at about 120°C for about 2 to 5 hours.

[0037] The compound of formula III, formed by either of the above methods, is reacted with an amine of the formula R^1NH_2 in a polar protic solvent in the presence of an acid catalyst to form a compound of the formula II. Suitable acid catalysts include acetic acid, p-toluene sulfonic acid or sulfuric acid, preferably acetic acid. Suitable polar protic solvents include acetic acid, methanol, ethanol or isopropanol, preferably acetic acid. The temperature of the aforesaid reaction is from about 20°C to about 117°C for about 1 hour to about 24 hours, preferably at about 117°C for about 6 hours.

[0038] Alternatively, a compound of the formula IV can be directly converted to a compound of the formula II by reaction with a dehydrating agent, an amine of the formula R^1NH_2 , and a base, in a reaction inert solvent. Suitable dehydrating agents include phosphorous trichloride, phosphorous oxychloride, phosphorous pentachloride or thionyl chloride, preferably phosphorous trichloride. Suitable bases include pyridine, lutidine, dimethylaminopyridine, triethylamine or N-methyl morpholine, preferably pyridine. Suitable solvents include toluene, cyclohexane, benzene or xylene, preferably toluene. Under some circumstances, when the combined reactants are a liquid, the reaction may be run neat. The temperature of the aforesaid reaction is from about 50°C to about 150°C for about 1 hour to about 24 hours, preferably at about 110°C for about 4 hours.

[0039] The compound of formula II is reacted with an aldehyde of the formula R^2CHO in the presence of a catalyst and a dehydrating agent in a suitable solvent to form a compound of the formula I. Suitable catalysts include zinc chloride, sodium acetate, aluminum chloride, tin chloride, or boron trifluoride etherate, preferably zinc chloride or sodium acetate. Suitable dehydrating agents include acetic anhydride, methane sulfonic anhydride, trifluoroacetic anhydride or propionic anhydride, preferably acetic anhydride. Suitable polar solvents include acetic acid, dioxane, dimethoxyethane or propionic acid. The temperature of the aforesaid reaction is from about 60°C to about 100°C for about 30 minutes to about 24 hours, preferably at about 100°C for about 3 hours.

[0040] Compounds of the formula I wherein the dashed line represents a single carbon-carbon bond may be prepared by hydrogenating the corresponding compounds wherein the dashed line represents a double carbon-carbon bond, using standard techniques that are well known to those skilled in the art. For example, reduction of the double bond may be effected with hydrogen gas (H_2), using catalysts such as palladium on carbon (Pd/C), palladium on barium sulfate (Pd/BaSO₄), platinum on carbon (Pt/C), or tris(triphenylphosphine) rhodium chloride (Wilkinson's catalyst), in an appropriate solvent such as methanol, ethanol, THF, dioxane or ethyl acetate, at a pressure from about 1 to about 5 atmospheres and a temperature from about 10°C to about 60°C, as described in Catalytic Hydrogenation in Organic Synthesis, Paul Rylander, Academic Press Inc., San Diego, 1979, pp. 31-63. The following conditions are preferred: Pd on carbon, methanol at 25°C and 50 psi of hydrogen gas pressure. This method also provides for introduction of hydrogen isotopes (i.e., deuterium, tritium) by replacing 1H_2 with 2H_2 or 3H_2 in the above procedure.

[0041] Alternatively, a compound of the formula V can be converted to a compound of the formula II according to the methods described in Scheme 2. The compound of formula II, so formed, can be converted into a compound of formula I according to the methods of Scheme 1. Referring to Scheme 2, a compound of the formula V is reacted with a coupling reagent, an amine of the formula R^1NH_2 , and a base in a reaction inert solvent to form a compound of the formula VI. Examples of suitable coupling reagents which activate the carboxylic functionality are dicyclohexylcarbodiimide, N-3-dimethylaminopropyl-N'-ethylcarbodiimide, 2-ethoxy-1-ethoxycarbonyl-1,2-dihydroquinoline (EEDQ), carbonyl diimidazole (CDI), and diethylphosphorylcyanide. Suitable bases include dimethylaminopyridine (DMAP), hydroxybenzotriazole (HBT), or triethylamine, preferably dimethylaminopyridine. The coupling is conducted in an inert

solvent, preferably an aprotic solvent. Suitable solvents include acetonitrile, dichloromethane, dichloroethane, and dimethylformamide. The preferred solvent is dichloromethane. The temperature of the aforesaid reaction is generally from about -30 to about 80°C, preferably about 0 to about 25°C.

[0042] The compound of formula VI is converted into a compound of the formula VII by reaction with acetyl chloride or acetic anhydride in the presence of a base in a reaction inert solvent. Suitable solvents include methylene chloride, tetrahydrofuran and chloroform, preferably methylene chloride. Suitable bases include trialkylamines such as triethylamine and tributylamine, dimethylaminopyridine and potassium carbonate, preferably triethylamine. The temperature of the aforesaid reaction is in the range from about 0°C to about 35°C for about 1 hour to about 10 hours, preferably at about 30°C for about 3 hours.

[0043] The compound of formula VII is cyclized to a compound of formula II by reaction with triphenylphosphine, a base, and a dialkyl azodicarboxylate in a reaction inert solvent. Suitable bases include pyridine, triethylamine and 4-dimethylaminopyridine, preferably 4-dimethylaminopyridine. Suitable solvents include dimethylformamide, tetrahydrofuran and dioxane, preferably dioxane. The temperature of the aforesaid reaction is in the range from about 25°C to about 125°C for about 1 hour to about 24 hours, preferably at about 100°C for about 8 to 15 hours. The compound of formula II can be converted into a compound of formula I according to the method described in Scheme 1.

[0044] Compounds of formula II can also be made according to the methods described in Miyashita, et al., Heterocycles, 42, 2, 691-699 (1996).

[0045] Unless indicated otherwise, the pressure of each of the above reactions is not critical. Generally, the reactions will be conducted at a pressure of about one to about three atmospheres, preferably at ambient pressure (about one atmosphere).

[0046] When R² is heteroaryl, one of ordinary skill in the art will understand that heteroaryl is selected from the group consisting of pyridin-2-yl, 1,3-pyrazin-4-yl, 1,4-pyrazin-3-yl, 1,3-pyrazin-2-yl, pyrrol-2-yl, 1,3-imidazol-4-yl, 1,3-imidazol-2-yl, 1,3,4-triazol-2-yl, 1,3-oxazol-4-yl, 1,3-oxazol-2-yl, 1,3-thiazol-4-yl, 1,3-thiazol-2-yl, 1,2,4-oxadiazol-3-yl, 1,2,4-oxadiazol-5-yl, fur-2-yl, 1,3-oxazol-5-yl, and 1,3,4-oxadiazol-2-yl, wherein said heteroaryl may optionally be substituted on any of the atoms capable of forming an additional bond, up to a maximum of three substituents.

[0047] The compounds of the formula I which are basic in nature are capable of forming a wide variety of different salts with various inorganic and organic acids. Although such salts must be pharmaceutically acceptable for administration to animals, it is often desirable in practice to initially isolate a compound of the formula I from the reaction mixture as a pharmaceutically unacceptable salt and then simply convert the latter back to the free base compound by treatment with an alkaline reagent, and subsequently convert the free base to a pharmaceutically acceptable acid addition salt. The acid addition salts of the base compounds of this invention are readily prepared by treating the base compound with a substantially equivalent amount of the chosen mineral or organic acid in an aqueous solvent medium or in a suitable organic solvent such as methanol or ethanol. Upon careful evaporation of the solvent, the desired solid salt is obtained.

[0048] The acids which are used to prepare the pharmaceutically acceptable acid addition salts of the base compounds of this invention are those which form non-toxic acid addition salts, i.e., salts containing pharmacologically acceptable anions, such as hydrochloride, hydrobromide, hydroiodide, nitrate, sulfate or bisulfate, phosphate or acid phosphate, acetate, lactate, citrate or acid citrate, tartrate or bitartrate, succinate, maleate, fumarate, gluconate, saccharate, benzoate, methanesulfonate and pamoate [i.e. 1,1'-methylene-bis-(2-hydroxy-3-naphthoate)] salts.

[0049] Those compounds of the formula I which are acidic in nature are capable of forming base salts with various pharmacologically acceptable cations. Examples of such salts include the alkali metal or alkaline-earth metal salts and particular, the sodium and potassium salts. These salts are all prepared by conventional techniques. The chemical bases which are used as reagents to prepare the pharmaceutically acceptable base salts of this invention are those which form non-toxic base salts with the herein described acidic compounds of formula I. These non-toxic base salts include those derived from such pharmacologically acceptable cations as sodium, potassium calcium and magnesium, etc. These salts can easily be prepared by treating the corresponding acidic compounds with an aqueous solution containing the desired pharmacologically acceptable cations, and then evaporating the resulting solution to dryness, preferably under reduced pressure. Alternatively, they may also be prepared by mixing lower alkanolic solutions of the acidic compounds and the desired alkali metal alkoxide together, and then evaporating the resulting solution to dryness in the same manner as before. In either case, stoichiometric quantities of reagents are preferably employed in order to ensure completeness of reaction of maximum product of yields of the desired final product.

[0050] The compounds of the formula I and the pharmaceutically acceptable salts thereof (hereinafter, also referred to as the active compounds of the invention) are useful for the treatment of neurodegenerative and CNS-trauma related conditions and are potent AMPA receptor antagonists. The active compounds of the invention may therefore be used in the treatment or prevention of cerebral deficits subsequent to cardiac bypass surgery and grafting, stroke, cerebral ischemia, spinal cord trauma, head trauma, Alzheimer's Disease, Huntington's Chorea, amyotrophic lateral sclerosis, epilepsy, AIDS-induced dementia, muscular spasms, migraine headaches, urinary incontinence, psychosis, convulsions, perinatal hypoxia, hypoxia (such as conditions caused by strangulation, surgery, smoke inhalation, asphyxiation,

drowning, choking, electrocution or drug or alcohol overdose), cardiac arrest, hypoglycemic neuronal damage, opiate tolerance, addiction withdrawal (such as alcoholism and drug addiction including opiate, cocaine and nicotine addiction), ocular damage, retinopathy, retinal neuropathy, tinnitus, idiopathic and drug induced Parkinson's Disease, anxiety, emesis, brain edema, chronic or acute pain, or tardive dyskinesia.

[0051] The *in vitro* and *in vivo* activity of the compounds of the invention for AMPA receptor antagonism can be determined by methods available to one of ordinary skill in the art. One method for determining the activity of the compounds of the invention is by inhibition of pentylenetetrazol (PTZ)-induced seizures. Another method for determining the activity of the compounds of the invention is by blockage of AMPA receptor activation-induced $^{45}\text{Ca}^{2+}$ uptake.

[0052] One specific method for determining the activity of the compounds of the invention for inhibition of pentylenetetrazol (PTZ)-induced seizures in mice can be determined according to the following procedure. This assay examines the ability of compounds to block seizures and death produced by PTZ. Measures taken are latency to clonic and tonic seizures, and death. $\text{ID}_{50}\text{'s}$ are determined based on percent protection.

[0053] Male CD-1 mice from Charles River, weighing 14-16 g on arrival and 25-35 g at the time of testing, serve as subjects for these experiments. Mice are housed 13 per cage under standard laboratory conditions on a LD/7 a.m.: 7 p.m. lighting cycle for at least 7 days prior to experimentation. Food and water are available ad libitum until the time of testing.

[0054] All compounds are administered in a volume of 10 ml/kg. Drug vehicles will depend on compound solubility, but screening will typically be done using saline, distilled water, or E:D:S/5:5:90 (5% emulphor, 5% DMSO, and 90% saline) as the injection vehicle.

[0055] Mice are administered the test compounds or vehicle (i.p., s.c., or p.o.) and are placed into plexiglass cages in groups of five. At a predetermined time after these injections, mice are given an injection of PTZ (i.p., 120 mg/kg) and placed into individual plexiglass cages. Measures taken during this five minute test period are: (1) latency to clonic seizures, (2) latency to tonic seizures, and (3) latency to death. Treatment groups are compared to the vehicle-treated group by Kruskal-Wallis Anova and Mann-Whitney U tests (Statview). Percent protection is calculated for each group (number of subjects not showing seizure or death as indicated by a score of 300 secs) at each measure. $\text{ID}_{50}\text{'s}$ are determined by probit analysis (Biostat).

[0056] Another method for determining the activity of the compounds is to determine the effect of the compounds on motor coordination in mice. This activity can be determined according to the following procedure.

[0057] Male CD-1 mice from Charles River, weighing 14-16 g on arrival and 23-35 g at the time of testing, serve as subjects for these experiments. Mice are housed 13 per cage under standard laboratory conditions on a L:D/7 a.m.: 7 p.m. lighting cycle for at least 7 days prior to experimentation. Food and water are available ad libitum until the time of testing.

[0058] All compounds are administered in a volume of 10 ml/kg. Drug vehicles will depend on compound solubility, but screening will typically be done using saline, distilled water, or E:D:S/5:5:90 (5% emulphor, 5% DMSO, and 90% saline) as the injection vehicle.

[0059] The apparatus used in these studies consists of a group of five 13.34 x 13.34 cm wire mesh squares suspended on 11.43 cm steel poles connected to a 165.1 cm pole which is elevated 38.1 cm above the lab bench. These wire mesh squares can be turned upside-down.

[0060] Mice are administered test compounds or vehicle (i.p., s.c., or p.o.) and are placed into plexiglass cages in groups of five. At a predetermined time after these injections, mice are placed on top of the wire mesh squares and flipped so that they are suspended upside-down. During the one minute test, mice are rated 0 if they fall off the screen, 1 if they hang on upside-down, or 2 if they climb up onto the top. Treatment groups are compared to the vehicle-treated group with Kruskal-Wallis and Mann-Whitney U tests (Statview).

[0061] One specific method for determining blockage of AMPA receptor activation-induced $^{45}\text{Ca}^{2+}$ uptake is described below.

Neuronal primary cultures

[0062] Primary cultures of rat cerebellar granule neurons are prepared as described by Parks, T.N., Artman, L.D., Alasti, N., and Nemeth, E.F., Modulation Of N-Methyl-D-Aspartate Receptor-Mediated Increases In Cytosolic Calcium In Cultured Rat Cerebellar Granule Cells, Brain Res. 552, 13-22 (1991). According to this method, cerebella are removed from 8 day old CD rats, minced into 1 mm pieces and incubated for 15 minutes at 37°C in calcium-magnesium free Tyrode's solution containing 0.1 % trypsin. The tissue is then triturated using a fine bore Pasteur pipette. The cell suspension is plated onto poly-D-lysine coated 96-well tissue culture plates at 10^5 cells per well. Medium consists of Minimal Essential Medium (MEM), with Earle's salts, 10% heat inactivated Fetal Bovine Serum, 2 mM L-glutamine, 21 mM glucose, Penicillin-Streptomycin (100 units per ml) and 25 mM KCl. After 24 hours, the medium is replaced with fresh medium containing 10 μM cytosine arabinoside to inhibit cell division. Cultures should be used at 6-8 DIV.

AMPA receptor activation-induced $^{45}\text{Ca}^{2+}$ uptake

[0063] The effects of drugs on AMPA receptor activation-induced $^{45}\text{Ca}^{2+}$ uptake can be examined in rat cerebellar granule cell cultures. Cultures in 96 well plates are preincubated for approximately 3 hours in serum free medium and then for 10 minutes in a Mg^{2+} -free balanced salt solution (in mM: 120 NaCl, 5 KCl, 0.33 NaH_2PO_4 , 1.8 CaCl_2 , 22.0 glucose and 10.0 HEPES at pH 7.4) containing 0.5 mM DTT, 10 μM glycine and drugs at 2X final concentration. The reaction is started by rapid addition of an equal volume of the balanced salt solution containing 100 μM of the AMPA receptor agonist kainic acid and $^{45}\text{Ca}^{2+}$ (final specific activity 250 Ci/mmol). After 10 minutes at 25°C, the reaction is stopped by aspirating the $^{45}\text{Ca}^{2+}$ -containing solution and washing the cells 5X in an ice cold balanced salt solution containing no added calcium and 0.5 mM EDTA. Cells, are then lysed by overnight incubation in 0.1 % Triton-X100 and radioactivity in the lysate is then determined. All of the compounds of the invention, that were tested, had IC_{50}s of less than 5 μM .

[0064] The compositions of the present invention may be formulated in a conventional manner using one or more pharmaceutically acceptable carriers. Thus, the active compounds of the invention may be formulated for oral, buccal, intranasal, parenteral (e.g., intravenous, intramuscular or subcutaneous), transdermal or rectal administration or in a form suitable for administration by inhalation or insufflation.

[0065] For oral administration, the pharmaceutical compositions may take the form of, for example, tablets or capsules prepared by conventional means with pharmaceutically acceptable excipients such as binding agents (e.g., pregelatinised maize starch, polyvinylpyrrolidone or hydroxypropyl methylcellulose); fillers (e.g., lactose, microcrystalline cellulose or calcium phosphate); lubricants (e.g., magnesium stearate, talc or silica); disintegrants (e.g., potato starch or sodium starch glycollate); or wetting agents (e.g., sodium lauryl sulphate). The tablets may be coated by methods well known in the art. Liquid preparations for oral administration may take the form of, for example, solutions, syrups or suspensions, or they may be presented as a dry product for constitution with water or other suitable vehicle before use. Such liquid preparations may be prepared by conventional means with pharmaceutically acceptable additives such as suspending agents (e.g., sorbitol syrup, methyl cellulose or hydrogenated edible fats); emulsifying agents (e.g., lecithin or acacia); non-aqueous vehicles (e.g., almond oil, oily esters or ethyl alcohol); and preservatives (e.g., methyl or propyl p-hydroxybenzoates or sorbic acid).

[0066] For buccal administration the composition may take the form of tablets or lozenges formulated in conventional manner.

[0067] The active compounds of the invention may be formulated for parenteral administration by injection, including using conventional catheterization techniques or infusion. Formulations for injection may be presented in unit dosage form, e.g., in ampules or in multi-dose containers, with an added preservative. The compositions may take such forms as suspensions, solutions or emulsions in oily or aqueous vehicles, and may contain formulating agents such as suspending, stabilizing and/or dispersing agents. Alternatively, the active ingredient may be in powder form for reconstitution with a suitable vehicle, e.g., sterile pyrogen-free water, before use.

[0068] The active compounds of the invention may also be formulated in rectal compositions such as suppositories or retention enemas, e.g., containing conventional suppository bases such as cocoa butter or other glycerides.

[0069] For intranasal administration or administration by inhalation, the active compounds of the invention are conveniently delivered in the form of a solution or suspension from a pump spray container that is squeezed or pumped by the patient or as an aerosol spray presentation from a pressurized container or a nebulizer, with the use of a suitable propellant, e.g., dichlorodifluoromethane, trichlorofluoromethane, dichlorotetrafluoroethane, carbon dioxide or other suitable gas. In the case of a pressurized aerosol, the dosage unit may be determined by providing a valve to deliver a metered amount. The pressurized container or nebulizer may contain a solution or suspension of the active compound. Capsules and cartridges (made, for example, from gelatin) for use in an inhaler or insufflator may be formulated containing a powder mix of a compound of the invention and a suitable powder base such as lactose or starch.

[0070] A proposed dose of the active compounds of the invention for oral, parenteral or buccal administration to the average adult human for the treatment of the conditions referred to above (e.g., stroke) is 0.01 to 50 mg/kg of the active ingredient per unit dose which could be administered, for example, 1 to 4 times per day.

[0071] Aerosol formulations for treatment of the conditions referred to above (e.g., stroke) in the average adult human are preferably arranged so that each metered dose or "puff" of aerosol contains 20 μg to 1000 μg of the compound of the invention. The overall daily dose with an aerosol will be within the range 100 μg to 10 mg. Administration may be several times daily, for example 2, 3, 4 or 8 times, giving for example, 1, 2 or 3 doses each time.

[0072] The following Examples illustrate the preparation of the compounds of the present invention. Commercial reagents were utilized without further purification. Melting points are uncorrected. NMR data are reported in parts per million (δ) and are referenced to the deuterium lock signal from the sample solvent. Unless otherwise stated, all mass spectrum were performed using chemical impact conditions. Ambient or room temperature refers to 20-25° C.

EXAMPLE 13-(2-Chloro-phenyl)-6-fluoro-2-(2-pyridin-2-yl-ethyl)-3H-quinazolin-4-one hydrochloride.

[0073] A solution of 1.00 gram (2.65 mmol) of 3-(2-Chloro-phenyl)-6-fluoro-2-(2-pyridin-2-yl-vinyl)-3H-quinazolin-4-one in about 100mL of ethyl acetate was treated with 0.5 gram of 10% Pd/C and the resulting mixture was hydrogenated at about 2 cm of Hg for two hours at which time uptake of hydrogen had ceased. The catalyst was filtered off with the aid of supercel (filteraid) and the ethyl acetate was removed by evaporation. The residues were dissolved in diethyl ether and treated with excess of a solution of HCl gas in diethyl ether. The product precipitated immediately and was allowed to stir for 3 hours at which time it was separated by filtration and dried in a stream of dry nitrogen. The product was 1.15g (100%) of 3-(2-chloro-phenyl)-6-fluoro-2-(2-pyridin-2-yl-ethyl)-3H-quinazolin-4-one hydrochloride, an amorphous white solid.

Example 23-(2-Chlorophenyl)-2-[2-(6-diethylaminomethylpyridin-2-yl)-vinyl]-6-fluoro-3H-quinazolin-4-oneMethod A6-Fluoro-2-methylquinoxalin-4-one

[0074] A solution of 12.95 g (70.0 mmol) of 2-nitro-5-fluorobenzoic acid in 200 mL of glacial acetic acid and 20 mL of acetic anhydride was treated with 0.625 g of 10% palladium on carbon and reduced at an initial pressure of 54.5 psi. Hydrogen uptake was complete after two hours. The catalyst was removed by filtration and the filtrate was heated at reflux for two hours at which time TLC (1:1 hexane/ethyl acetate) indicated that the reaction was complete. The reaction mixture was evaporated to a semicrystalline mass which was broken up in a minimum amount of 2-propanol and stirred in an ice bath for one hour. The crystalline solid was separated by filtration, washed with minimal cold 2-propanol and air dried to give 5.79 g (46%) of the desired product as a brown solid, m.p. 127.5-128.5 °C.

[0075] A synthesis of 5-fluoro-2-nitrobenzoic acid is described by Slothouwer, J. H., Recl. Trav. Chim. Pays-Bas, **33**, 336 (1914).

Method B3-(2-Chlorophenyl)-6-fluoro-2-methyl-4-(3H)-quinazolinone.

[0076] A solution of 2.50 g (14.0 mmol) of 6-fluoro-2-methylquinoxalin-4-one and 1.96 g (15.4 mmol) of 2-chloroaniline in about 20 mL of glacial acetic acid was heated at reflux under a nitrogen atmosphere for 6 hours. Most of the solvent was evaporated from the cooled reaction mixture and the residues were taken up in ethanol and refrigerated. After 6 days in the refrigerator, the formed crystals were filtered off; washed with minimal cold ethanol and air dried to give 1.79 g (44%) of the product. m.p. 137-138 °C.

Method C6-(2-[3-(2-Chlorophenyl)-6-fluoro-4-oxo-3,4-dihydroquinazolin-2-yl-vinyl]pyridine-2-carbaldehyde

[0077] A catalytic amount (about 100 mg) of anhydrous zinc chloride was added to a solution of 576 mg (2.0 mmol) of 3-(2-chlorophenyl)-6-fluoro-2-methyl-4(3H)-quinazolinone and 270 mg (2.0 mmol) of 2,6-pyridinedicarboxaldehyde in 20-25 mL of dioxane and 1.0 mL of acetic anhydride. The reaction mixture was heated at reflux under a nitrogen atmosphere for 3 hours until TLC indicated that the starting materials had been consumed. The cooled reaction mixture was poured into water and the mixture was extracted with ethyl acetate. The combined extracts were dried with brine and magnesium sulfate, treated with decolorizing carbon and filtered and the solvent was removed to give the desired product. This was taken up in 2:1 ether/pentane and the crystals were filtered to give 266 mg of the product, 33%, m.p. 247-248 °C.

[0078] A synthesis of pyridine-2,6-dicarboxaldehyde is described by Papadopoulos, et. al., J. Org. Chem., **31**, 615 (1966).

Method D3-(2-Chlorophenyl)-2-[2-(6-diethylaminomethylpyridin-2-yl)-vinyl]-6-fluoro-3H-quinazolin-4-one

[0079] A solution of 65 mg (0.16 mmol) of 6-[2-[3-(2-chlorophenyl)-6-fluoro-4-oxo-3,4-dihydroquinazolin-2-yl]-vinyl]pyridine-2-carbaldehyde in 10 mL of methylene chloride at room temperature under a nitrogen atmosphere was treated with 3 drops of diethylamine and 73 mg (0.34 mmol) of sodium triacetoxyborohydride. After stirring for 2 1/2 hour at room temperature, the solvent was evaporated and the residues were partitioned between dilute hydrochloric acid and either and stirred for 30 minutes. The ethereal layer was separated and the aqueous was extracted once again with either; the ethereal extracts were discarded. The aqueous acidic solution was adjusted to pH = 14 with 10% sodium hydroxide (ice bath cooling) and was then extracted with either twice. The combined ethereal extracted were dried with brine and with magnesium sulfate and the solvent was evaporated. After one attempt to form a mesylate salt, the reworked free base in ethyl acetate was treated with 7.5 mg (0.06 mmol) of maleic acid dissolved in a little ethyl acetate. Crystals formed from the resulting solutions which were filtered and washed with ethyl acetate to give 22 mg of the monomaleate salt, (24%), m.p. 170.5 - 171.5°C,

EXAMPLES 3-48

[0080] Examples 3-69 were made according to methods analogous to those of Example 2.

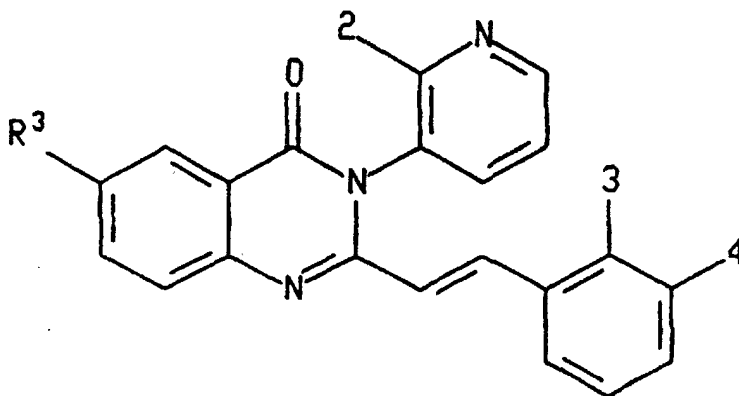
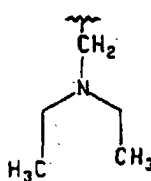
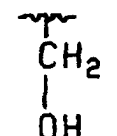
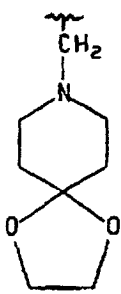
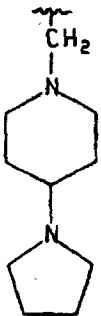


TABLE 1

Ex	R ³	2	3	4	NMR
3	F	Cl	F	H	(CDCl ₃) δ 6.36 (1H, d, J=13), 7.00 - 7.12 (2H, m), 7.25 - 7.33 (2H, m), 7.49 - 7.58 (2H, m), 7.76 - 7.86 (2H, m), 7.91 - 7.94 (1H, d, J=6), 8.08 (1H, d, J=13), 8.61 (1H, m).
4	F	CH ₃	F	H	(CDCl ₃) δ 2.37 (3H, s), 6.35 (1H, d, J=13), 7.00 - 7.10 (2H, m), 7.25 - 7.32 (2H, m), 7.37 - 7.41 (1H, m), 7.51 - 7.58 (2H, m), 7.81 - 7.85 (1H, m), 7.91 - 7.94 (1H, d, J=6), 8.06 (1H, d, J=13), 8.71 (1H, m).

Ex	R ³	2	3	4	NMR
5	F	Cl	H		(CDCl ₃) δ 1.00 (6H, t, J=6), 1.98 (4H, q, J=6), 3.50 (2H, s), 6.29 (1H, d, J=13), 7.16 - 7.66 (6H, m), 7.72 - 7.85 (2H, m), 7.92 (1H, d, J=6), 8.03 (1H, d, J=13), 8.62 (1H, m).
6	F	Cl	H	CHO	(CDCl ₃) δ 6.29 (1H, d, J=13), 7.47 - 7.62 (4H, m), 7.68 - 7.96 (5H, m), 8.07 (1H, d, J=13), 8.63 (1H, m), 9.98 (1H, s).
7	F	Cl	H		(CDCl ₃) δ 4.66 (2H, s), 6.20 (1H, d, J=13), 7.22 - 7.32 (5H, m), 7.50 - 7.58 (2H, m), 7.75 - 7.83 (2H, m), 7.90 - 7.93 (1H, m), 8.02 (1H, m, J=13), 8.61 (1H, m).
8	F	Cl	CN	H	(CDCl ₃) δ 6.50 (1H, d, J=13), 7.39 - 7.68 (6H, m), 7.78 - 7.95 (3H, m), 8.25 (1H, d, J=13), 8.62 (1H, m).

Ex	R ³	2	3	4	NMR
9	F	Cl	H		<p>(CDCl₃) δ 1.72 (4H, broad t), 2.50 (4H, broad t), 3.49 (2H, s), 3.96 (4H, s), 6.21 (1H, d, J=13), 7.22 - 7.35 (4H, m), 7.51 - 7.58 (2H, m), 7.77 - 7.84 (2H, m), 7.90 - 7.94 (1H, m), 8.03 (1H, d, J=13), 8.64 (1H, m).</p>
10	F	Cl	H		<p>(CDCl₃) δ 1.47 - 1.61 (1H, m), 1.73 - 2.10 (12 H, m), 2.50 - 2.60 (3H, m), 2.77 - 2.88 (1H, m), 3.43 (2H, s), 6.70 (1H, d, J=13), 7.18 - 7.33 (4H, m), 7.50 - 7.61 (2H, m), 7.74 - 7.83 (2H, m), 7.89 - 7.96 (1H, m), 8.01 (1H, d, J=13), 8.67 (1H, m).</p>

Ex	R ³	2	3	4	NMR
11	F	Cl	OH	H	(CDCl ₃ /DMSO-d ₆) δ 6.34 (1H, d, J=10), 6.55 - 6.68 (2H, m), 6.91 - 7.02 (2H, m), 7.32 - 7.39 (2H, m), 7.61 - 7.79 (3H, m), 8.00 (1H, d, J=10), 8.41 (1H, m).
12	F	CH ₃	CN	H	(CDCl ₃) δ 2.39 (3H, s), 6.45 (1H, d, J=10), 7.37 - 7.43 (3H, m), 7.49 - 7.60 (3H, m), 7.67 (1H, d, J=6), 7.85 - 7.96 (2H, m), 8.28 (1H, d, J=10), 8.72 (1H, m).
13	Cl	CH ₃	F	H	(CDCl ₃) δ 2.38 (3H, s), 6.37 (1H, d, J=15), 7.01 - 7.12 (2H, m), 7.24 - 7.34 (2H, m), 7.35 (1H, m), 7.57 (1H, d, J=6), 7.76 (2H, m), 8.12 (1H, d, J=15), 8.26 (1H, s), 8.73 (1H, m).

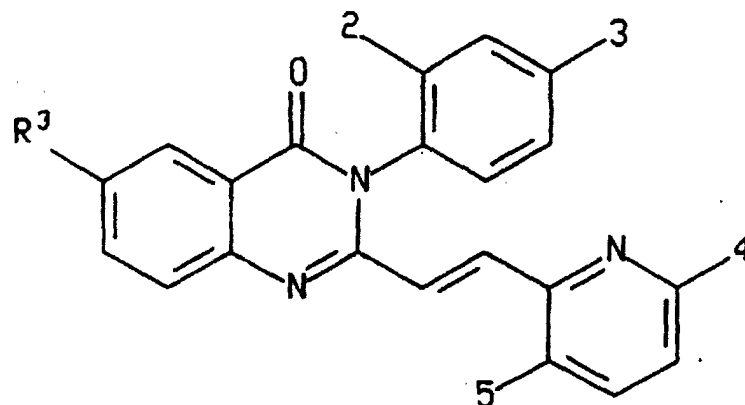
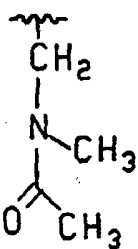


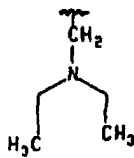
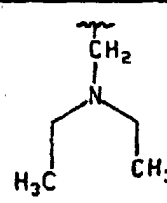
TABLE 2

Ex	R ³	2	3	4	5	NMR
14	F	Cl	H	H	H	(CDCl ₃) δ 6.84 (1H, d, J=15), 7.06 - 7.14 (1H, m), 7.19 - 7.61 (7H, m), 7.70 - 7.78 (1H, m), 7.84 - 7.89 (1H, m), 7.91 (1H, d, J=15), 8.42 (1H, m).

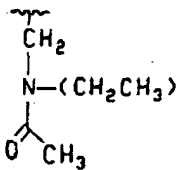
Ex	R ³	2	3	4	5	NMR
15	Cl	CH ₃	H	H	H	(CDCl ₃) δ 2.04 (3H, s), 6.79 (1H, d, J=15), 7.02 - 7.20 (3H, m), 7.24 - 7.38 (3H, m), 7.46 - 7.56 (1H, m), 7.64 (2H, s), 7.88 (1H, d, J=15), 8.16 (1H, m), 8.38 (1H, m).
16	Cl	CH ₃	H	CH ₃	H	(CDCl ₃) δ 2.10 (3H, s), 2.43 (3H, s), 6.82 (1H, d, J=15), 7.01 - 7.08 (2H, m), 7.19 - 7.21 (1H, m), 7.39 - 7.51 (4H, m), 7.71 (2H, s), 7.96 (1H, d, J=15), 8.25 (1H, s).
17	F	Cl	H	H	H	(CDCl ₃) δ 3.14 - 3.42 (2H, m), 3.56 - 3.69 (1H, m), 3.80 - 3.92 (1H, m), 7.50 - 7.66 (4H, m), 7.72 - 7.84 (2H, m), 7.87 - 8.00 (2H, m), 8.09 (1H, d, J=6), 8.32 (1H, t, J=6), 8.55 (1H, d, J=6).

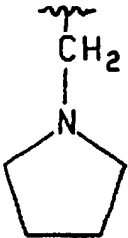
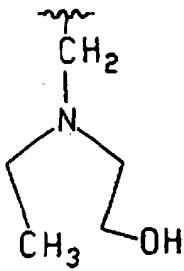
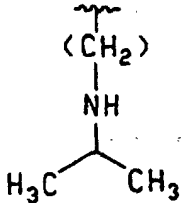
Ex	R ³	2	3	4	5	NMR
18	F	Cl	H	CHO	H	(CDCl ₃) δ 7.05 (1H, d, J=15), 7.41 - 7.44 (1H, m), 7.49 - 7.57 (4H, m), 7.65 - 7.67 (1H, m), 7.81 - 7.85 (2H, m), 7.94 - 7.97 (1H, m), 8.01 (1H, d, J=15), 8.05 - 8.14 (1H, m), 9.84 (1H, s).
19	F	Cl	H	$ \begin{array}{c} \sim \\ \\ \text{CH}_2 \\ \\ \text{NH} \\ \\ \text{CH}_3 \end{array} $	H	(CDCl ₃) δ 2.67 (3H, s), 4.29 (2H, ABq, J=15, 23), 6.25 (2H, s (maleic acid)), 6.92 (1H, d, J=15), 7.23 - 7.26 (2H, m), 7.31 - 7.33 (1H, m), 7.42 - 7.44 (1H, m), 7.49 - 7.57 (3H, m), 7.63 - 7.65 (1H, m), 7.72 - 7.76 (1H, m), 7.82 - 7.84 (1H, m), 7.90 (1H, d, J=15), 7.92 - 7.96 (1H, m).

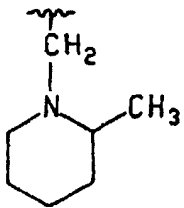
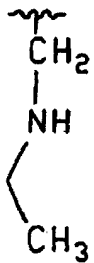
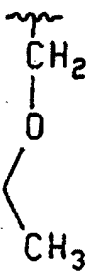
Ex	R ³	2	3	4	5	NMR
20	F	Cl	H		H	<p>(CDCl₃) δ 2.03 (3H, s)*, 2.07 (3H, s)*, 2.86 (3H, s)*, 2.92 (3H, s)*, 4.44 (2H, Abq, J=15, 18)*, 4.52 (2H, ABq, J=15, 18)*, 6.91 - 6.96 (1H, m), 7.14 - 7.26 (2H, m), 7.39 - 7.42 (1H, m), 7.48 - 7.67 (5H, m), 7.76 - 7.83 (1H, m), 7.91 - 7.95 (2H, m). *: This compound appears as rotational isomers around the amide carbonyl causing doubling of the acetyl methyl, the N-methyl and the AB quartet of the methylene group. The relative populations at 22°C are about 65 : 35.</p>

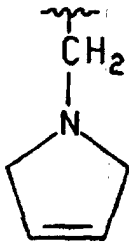
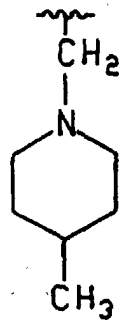
Ex	R ³	2	3	4	5	NMR
21	F	Cl	H		H	(CDCl ₃) δ 1.23 (6H, t, J=7), 3.01 (2H, broad s), 3.09 (2H, broad s), 4.22 (2H, d of d, J=14, 17), 6.26 (2H, s), 6.88 (1H, d, J=15), 7.36-7.41 (3H, m), 7.47-7.56 (3H, m), 7.62-7.65 (1H, m), 7.74-7.83 (2H, m), 7.94 (1H, d, J=15), 7.95 (1H, m).
22	F	Cl	H	H		(CDCl ₃) δ 1.38 (6H, broad s), 3.03 Et ₂ (4H, broad s), 4.31 (2H, broad s), 6.97 (1H, d, J=15), 7.40 - 7.67 (6H, m), 7.80 - 7.94 (2H, m), 7.94 - 7.96 (1H, m), 8.26 (1H, broad s), 8.40 (1H, d, J=15).
23	F	Cl	H	CN	H	(CDCl ₃) δ 6.97 (1H, d, J=15), 7.38 7.41 (1H, m), 7.47 - 7.58 (5H, m), 7.65 - 7.67 (1H, m), 7.77 - 7.83 (2H, m), 7.90 - 7.96 (2H, m).

Ex	R ³	2	3	4	5	NMR
24	F	Br	H	H	H	(CDCl ₃) δ 6.87 (1H, d, J=13), 7.15 - 7.21 (1H, m), 7.29 - 7.32 (1H, m), 7.39 - 7.66 (5H, m), 7.79 - 7.84 (2H, m), 7.93 (1H, d, J=6), 7.96 (1H, d, J=13), 8.50 (1H, m).
25	F	Cl	Br	H	H	(CDCl ₃) δ 6.90 (1H, d, J=13), 7.17 - 7.34 (3H, m), 7.49 - 7.58 (1H, m), 7.62 - 7.72 (2H, m), 7.79 - 7.85 (2H, m), 7.91 - 7.94 (1H, m), 7.98 (1H, d, J=13), 8.53 (1H, m).

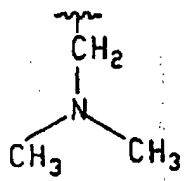
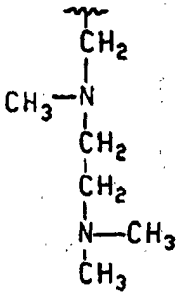
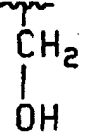
Ex	R ³	2	3	4	5	NMR
26	F	Cl	H		H	(CDCl ₃) δ 7.90-8.00(m, 2H), 7.81 (m, 1H), 7.26-7.68 (m, 5H), 7.40-7.44 (m, 1H), 7.20 (m, 2H), 6.86 (d, 1H), 4.51 (s, 2H), 3.30 (q, 2H), 2.09 (s, 3H), 1.10 (t, 3H).
27	F	Cl	H	-CH ₂ F	H	(CDCl ₃) δ 7.90-8.00 (m, 2H), 7.80-7.86 (dd, 1H), 7.62-7.75 (m, 2H), 7.48-7.60 (m, 3H), 7.35-7.45 (m, 2H), 7.25 (m, 1H), 6.80 (d, 1H), 5.35-5.45 (d, 2H).

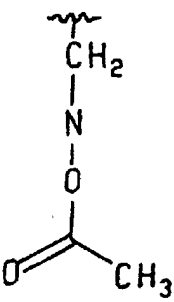
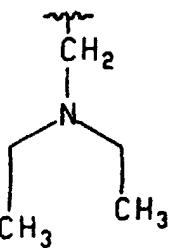
Ex	R ³	2	3	4	5	NMR
28	F	Cl	H		H	(CDCl ₃) δ 7.86-7.87 (dd, 1H), 7.66-7.69 (dd, 1H), 7.55-7.58 (m, 1H), 7.38-7.52 (m, 4H), 7.28 (m, 1H), 7.13(d, 1H), 7.01 (d, 1H), 3.63 (s, 2H), 3.28 (m, 2H), 2.78 (m, 2H), 2.46 (b, 4H), 1.72 (b, 4H).
29	F	Cl	H		H	(CDCl ₃) δ 7.80-7.96 (m, 2H), 7.78-7.82 (dd, 1H), 7.57-7.64 (m, 2H), 7.46-7.54 (m, 3H), 7.37-7.41 (m, 1H), 7.15-7.24(m, 2H), 6.88-6.92 (d, 1H), 3.68 (s, 2H), 3.47-3.49 (m, 2H), 2.63 (t, 2H), 2.53 (q, 2H), 0.99 (t, 3H).
30	F	Cl	H		H	(CDCl ₃) δ 7.91-7.96(m, 2H), 7.80-7.83 (dd, 1H), 7.71-7.75 (t, 1H), 7.62-7.65 (m, 1H), 7.49-7.56 (m, 3H), 7.43 (m, 1H), 7.27-7.30 (m, 2H), 6.82-6.86(d,1H), 6.23 (s, 2H), 4.25-4.26 (m, 2H), 3.25-3.32 (m, 1H), 1.30 (m, 6H).

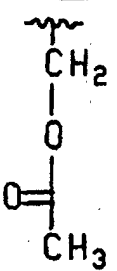
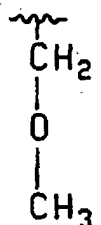
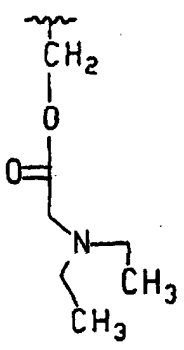
Ex	R ³	2	3	4	5	NMR
31	F	Cl	H	 <p>Chemical structure: A cyclohexane ring with a methyl group (CH₃) at position 1 and a methylamino group (CH₂NHCH₃) at position 2. The CH₂ group is connected to a wavy line representing the rest of the molecule.</p>	H	(CDCl ₃) δ 7.90-7.97(m, 2H), 7.80 (m, 1H), 7.40-7.64 (m, 5H), 7.36-7.42(m, 1H), 7.25 (m, 1H), 7.14 (d, 1H), 6.87-6.91 (d,1H), 3.83 (d, 1H), 3.53 (d, 1H), 2.69 (m, 1H), 2.00-2.34 (m, 2H), 1.2-1.8 (m, 6H), 1.05 (d, 3H).
32	F	Cl	H	 <p>Chemical structure: A wavy line connected to a CH₂ group, which is connected to an NH group, which is connected to a CH₂ group, which is connected to a CH₃ group.</p>	H	(CDCl ₃) δ 7.82-7.96(m, 2H), 7.80 (m, 1H), 7.70-7.80 (m, 1H), 7.62-7.70 (m, 1H), 7.48-7.60 (m, 3H), 7.40 (m, 1H), 7.24-7.31 (m, 2H), 6.87 (d, 1H), 6.24 (s, 2H), 4.28 (d, 2H), 3.03 (b, 2H), 1.28 (t, 3H).
33	F	Cl	H	 <p>Chemical structure: A wavy line connected to a CH₂ group, which is connected to an O group, which is connected to a CH₂ group, which is connected to a CH₃ group.</p>	H	(CDCl ₃) δ 7.92-7.98(m, 2H), 7.78-7.81 (dd, 1H), 7.6-7.65 (m, 2H), 7.48-7.54 (m, 3H), 7.38-7.40 (m, 1H), 7.33 (d, 1H), 7.18 (m, 1H), 6.84 (d, 1H), 4.49 (s, 2H), 3.60 (q, 2H), 1.23 (t, 3H).

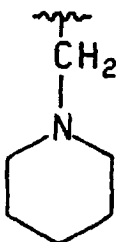
Ex	R ³	2	3	4	5	NMR
34	F	Cl	H		H	(CDCl ₃) δ 7.70-7.90(m, 4H), 7.30-7.70 (m, 5H), 7.20-7.30 (m, 2H), 6.90(d, 1H), 6.36 (b, 2H), 5.80 (b, 2H), 4.38 (b, 2H), 3.90-4.30 (m, 4H).
35	F	Cl	H		H	(CDCl ₃) δ 7.88-7.97(m, 2H), 7.79 (m, 1H), 7.40-7.62 (m, 5H), 7.36-7.40(m, 1H), 7.24 (m, 1H), 7.14 (d, 1H), 6.82-6.86 (d, 1H), 3.52 (s, 2H), 2.80 (m, 2H), 1.97 (m, 2H), 1.56 (m, 2H), 1.24 (m, 2H), 0.92 (d, 3H).

Ex	R ³	2	3	4	5	NMR
36	F	F	H	H	H	(CDCl ₃) δ 8.48 (d, 1H), 7.90-8.00 (m, 2H), 7.80 (dd, 1H), 7.45-7.70 (m, 3H), 7.30-7.40 (m, 4H), 7.15 (m, 1H), 7.04 (d, 1H).
37	F	Cl	H	CH ₃	H	(CDCl ₃) δ 7.90-8.00 (m, 2H), 7.80 (dd, 1H), 7.65 (m, 1H), 7.55 (m, 4H), 7.40 (m, 1H), 7.10 (d, 1H), 7.05 (dd, 1H), 6.85 (d, 1H), 2.42 (s, 3H).

Ex	R ³	2	3	4	5	NMR
38	F	Cl	H		H	(CDCl ₃) δ 7.90-8.00(m, 2H), 7.75 (m, 1H), 7.48-7.65 (m, 5H), 7.40 (m, 1H), 7.25 (d, 1H), 7.18 (d, 1H), 6.88 (d, 1H), 2.42 (s, 3H).
39	F	F	H	CH ₃	H	(CDCl ₃) δ 7.90-8.00(m, 2H), 7.80 (dd, 1H), 7.45-7.60(m, 3H), 7.30-7.40 (m, 3H), 7.12 (d, 1H), 7.05(d, 1H), 6.96 (d, 1H), 2.45 (s, 3H).
40	F	Cl	H		H	(CDCl ₃) δ 7.90-8.00(m, 2H), 7.80 (dd, 1H), 7.45-7.65 (m, 5H), 7.38 (CH ₂) ₂ (m, 1H), 7.30 (d, 1H), 7.15 (d, 1H), NMe ₂ 6.85 (d, 1H), 3.58 (s, 2H), 2.48 (m, 2H), 2.42 (m, 3H), 2.21 (s, 3H), 2.20 (s, 6H).
41	F	Cl	H		H	(CDCl ₃) δ 7.90-8.00(m, 2H), 7.85 (m, 2H), 7.40-7.70 (m, 5H), 7.20 (m, 1H), 7.10(d, 1H), 6.95 (d, 1H), 4.68 (d, 2H).

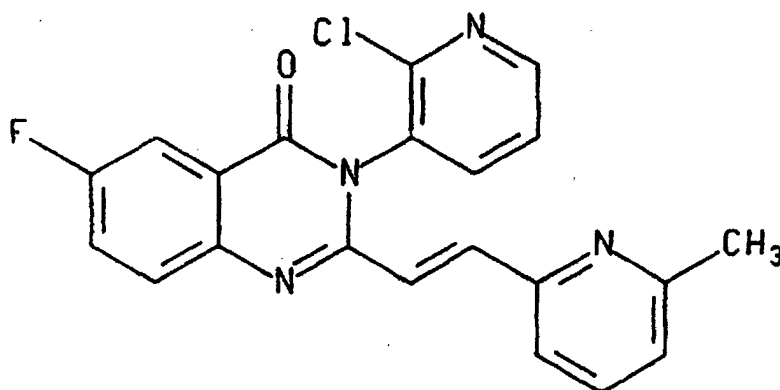
Ex	R ³	2	3	4	5	NMR
42	F	Cl	H	 <p>Chemical structure: A piperidine ring with a chlorine atom at position 2, a methyl group at position 1, and a (chloromethyl) group at position 4. The nitrogen atom is bonded to a hydrogen atom.</p>	H	(CDCl ₃) δ 7.90-8.00(m, 2H), 7.80 (dd, 1H), 7.65 (m, 2H), 7.55 (m, 4H), 7.42(m, 1H), 7.24 (m, 1H), 6.80 (d, 1H), 5.10 (s, 2H), 2.15 (s, 3H).
43	F	Br	H	CHO	H	(CDCl ₃) δ 9.35 (s, 1H), 7.90-8.07(m, 2H), 7.82 (m, 4H), 7.40-7.62 (m, 5H), 7.05 (dd, 1H).
44	F	Br	H	 <p>Chemical structure: A piperidine ring with a bromine atom at position 2, a methyl group at position 1, and a (bromomethyl) group at position 4. The nitrogen atom is bonded to a hydrogen atom.</p>	H	(CDCl ₃) (7.90-8.00(m, 2H), 7.80-7.90 (m, 2H), 7.30-7.65 (m, 6H), 7.15 (d, 1H), 6.85 (d, 1H), 3.65(s, 2H), 2.52 (q, 4H), 1.04 (t, 6H).

Ex	R ³	2	3	4	5	NMR
45	F	Br	H		H	(CDCl ₃) δ 7.90-8.00(m, 2H), 7.80 (m, 2H), 7.65 (m, 1H), 7.48-7.60 (m, 2H), 7.38-7.48(m, 2H), 6.86 (d, 1H), 5.08 (s, 2H), 2.16 (s, 3H).
46	F	CL	H		H	(CDCl ₃) δ 7.90-8.00(m, 2H), 7.78 (m, 1H), 7.60-7.68 (m, 2H), 7.44-7.56 (m, 3H), 7.36-7.42 (m, 1H), 7.30 (d, 1H), 7.18 (d, 1H), 6.84 (d, 1H), 4.42 (s, 2H), 3.40 (s, 3H).
47	F	CL	H		H	(CDCl ₃) δ 7.90-8.00(m, 2H), 7.78 (m, 1H), 7.60-7.74 (m, 2H), 7.46-7.58 (m, 3H), 7.40(m, 1H), 7.24 (m, 2H), 6.80 (d, 1H), 6.26 (s, 2H), 5.21 (s, 2H), 3.99 (s, 2H), 3.33-3.38 (q, 4H), 1.33-1.36 (t, 6H).

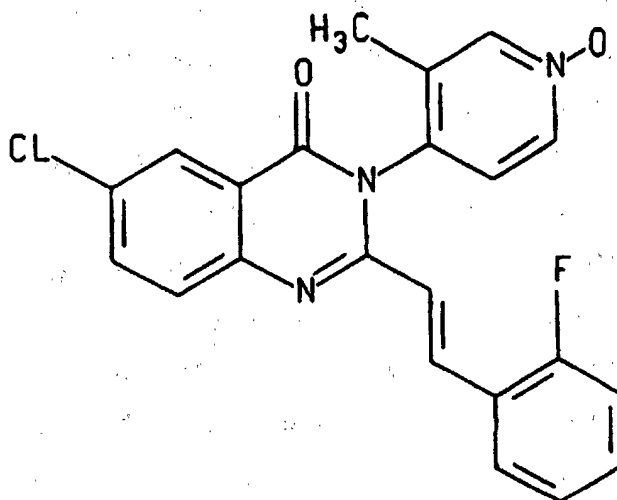
Ex	R ³	2	3	4	5	NMR
48	F	CL	H		H	(CDCl ₃) δ 7.83-7.94(m, 2H), 7.80 (m, 1H), 7.70-7.74(m, 1H), 7.61-7.64 (m, 1H), 7.41-7.56 (m, 3H), 7.40-7.42 (m, 1H), 7.30-7.32 (m, 2H), 6.85-6.89 (d, 1H), 6.22 (s, 2H), 4.24 (s, 2H), 3.56 (b, 2H), 2.99 (b, 2H), 2.01 (b, 4H).

EXAMPLE 49

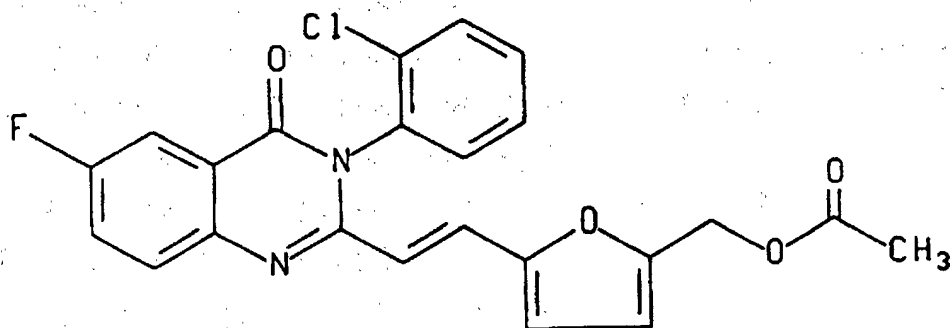
[0081]



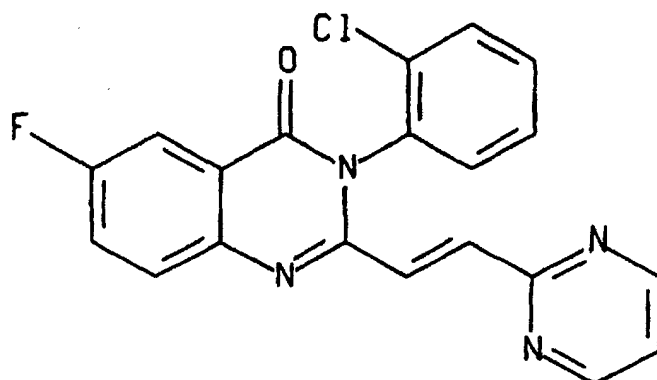
NMR: (CDCl₃) δ 2.44 (3H,s), 6.83 (1H, D, J=13), 7.04 (1H, d, J=10), 7.13 (1H, d, J=10), 7.50 - 7.58 (3H, m), 7.78 - 7.84 (2H, m), 7.92 (1H, m), 7.96 (1H, d, J=10), 8.61 (1H, m).

EXAMPLE 50**[0082]**

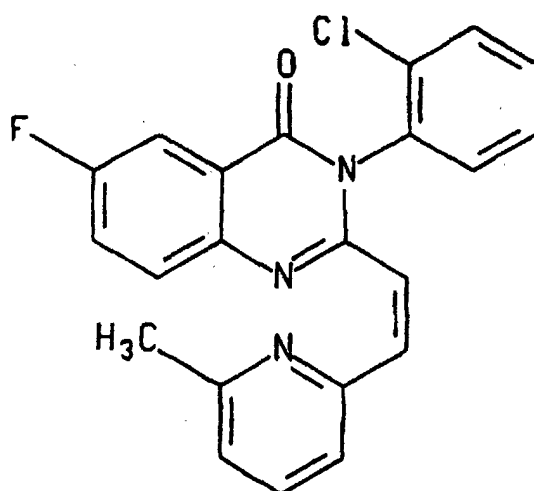
NMR: (CDCl₃) δ 2.09 (3H, s), 6.45 (1H, d, J=15), 7.03 - 7.18 (3H, m), 7.31 7.40 (2H, m), 7.75 (2H, s), 8.14 (1H, d, J=15), 8.22-8.71 (3H, m).

EXAMPLE 51**[0083]**

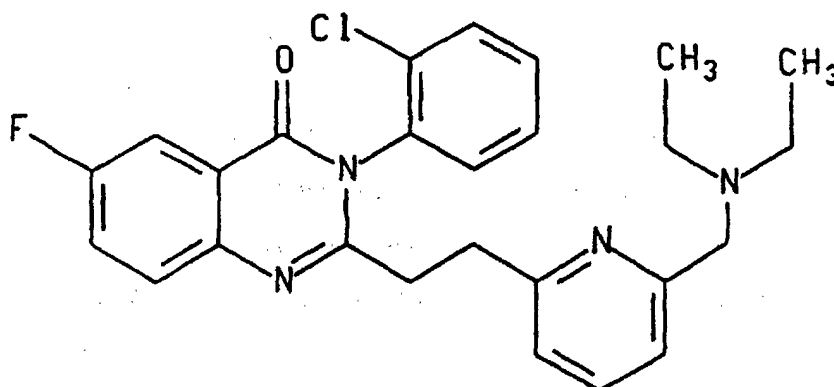
NMR: (CDCl₃) (2.05 (3H, s), 4.95 (2H, s), 6.12 (1H, d, J=15), 6.40 (1H, s), 6.50 (1H, s), 7.35-7.37 (1H, m), 7.47 - 7.55 (3H, m), 7.63 - 7.65 (1H, m), 7.72 - 7.75 (2H, m), 7.89 - 7.92 (1H, m).

EXAMPLE 52**[0084]**

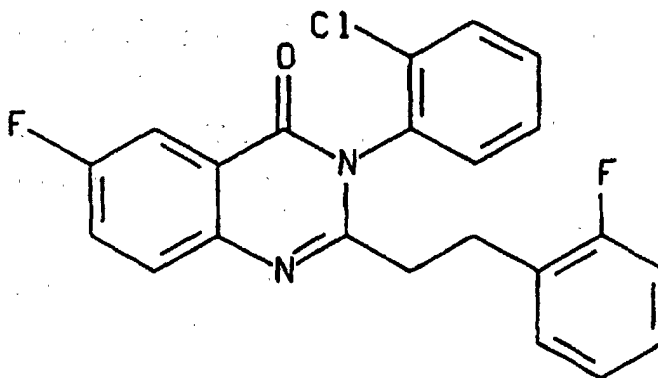
NMR: (CDCl₃) (7.10 - 7.12 (1H, m), 7.15 (1H, d, J=15), 7.38 - 7.40 (1H, m), 7.48 - 7.55 (3H, m), 7.63 - 7.65 (1H, m), 7.81 - 7.84 (1H, m), 7.92 - 7.97 (2H, m), 8.64 (2H, s).

EXAMPLE 53**[0085]**

NMR: (CDCl₃) (7.98 (dd, 1H), 7.85 (m, 1H), 7.50-7.70 (m, 6H), 7.12 (d, 1H), 7.05 (d, 1H), 6.00(d, 1H), 5.15 (d, 1H), 2.46 (s, 3H).

EXAMPLE 54**[0086]**

NMR: (CDCl₃) (7.90 (dd, 1H), 7.70 (dd, 1H), 7.60(m, 1H), 7.40-7.55 (m, 4H), 7.20-7.35(m, 2H), 7.00 (d, 1H), 3.65 (s, 2H), 3.25 (m, 2H), 2.75 (m, 2H), 2.55 (q, 4H), 1.00 (t, 6H).

EXAMPLE 55**[0087]**

NMR: (CDCl₃) δ 2.92 (1 H, m), 3.10 (2H, m), 3.42 (1H, m), 6.80 - 6.88 (1H, m), 6.99-7.06 (1H, m), 7.12-7.20 (2H, m), 7.34- 7.42 (1H, m), 7.56-7.72 (4H, m), 7.88-7.96 (1H, m), 8.56 (1H, m).

EXAMPLE 56**6-Fluoro-3-(2-methyl-pyridin-3-yl)-2-[2-(2-methyl-thiazol-4-yl)-vinyl]-3H-quinazolin-4-one mesylate**

[0088] Anhydrous zinc chloride (2.7 g, 20 mmol) was fused with a nitrogen purge in a round bottom flask with an open flame. The reaction vessel was allowed to return to ambient temperature, at which time dioxane (150 mL) was then added. To this mixture was added 6-fluoro--2-methyl-3-(2-methyl-pyridin-3-yl)-3H-quinazolin-4-one (2.6 g, 10 mmol), acetic anhydride (2.8 mL, 30 mmol), and 2-methylthiazole-4-carboxaldehyde (3.7 g, 30 mmol). The reaction was refluxed 2 hours, cooled to ambient temperature, and diluted with water. Sodium carbonate was added until the mixture was basic. The mixture was repeatedly extracted with chloroform. The combined chloroform layer was washed with water and brine and finally dried over sodium sulfate and concentrated to leave a dark residue. This residue treated with methanol and concentrated (effectively azeotroping residual chloroform from the residue) and this process was repeated to leave a brown solid. The solid was triturated with ether (twice), filtered and dried to afford 3.1 g (82%) of

6-fluoro-3-(2-methyl-pyridin-3-yl)-2-[2-(2-methyl-thiazol-4-yl)-vinyl]-3H-quinazolin-4-one as tan solid.

[0089] Melting point: 223-224°C; NMR δ 8.70 (dd, J = 1.5, 5 Hz, 1 H), 7.90 (dd partially obscured, J = 3 Hz, 1 H), 7.89 (d, J = 15 Hz, 1 H), 7.78 (dd, J = 5, 9 Hz, 1 H), 7.54 (m, 2 H), 7.39 (dd, J = 5, 8 Hz, 1 H), 7.23 (s, 1 H), 6.57 (d, J = 15 Hz, 1 H), 2.61 (s, 3 H), 2.36 (s, 3 H). Analysis calculated for $C_{20}H_{15}FN_4OS \cdot 0.5 H_2O$: C, 62.06; H, 4.13; N, 14.58. Found: C, 62.39; H, 3.96; N, 14.33.

[0090] A sample was taken up in ethyl acetate and treated with 1 N methanesulfonic acid in ethyl acetate to form the mesylate salt. The precipitate was collected, rinsed with ethyl acetate and dried to afford 6-fluoro-3-(2-methyl-pyridin-3-yl)-2-[2-(2-methylthiazol-4-yl)-vinyl]-3H-quinazolin-4-one mesylate as a light yellow solid.

[0091] Melting point: 230-231°C; NMR (methanol- d_4) δ 9.01 (dd, J = 1.2, 5.8 Hz, 1 H), 8.65 (dd, J = 1.3, 8.2 Hz, 1 H), 8.15 (dd, J = 5.9, 8.2 Hz, 1 H), 8.00 (d, J = 15 Hz, 1 H), 7.88 (sym m, 2 H), 7.71 (m, 2 H), 6.56 (d, J = 15 Hz, 1 H), 2.68 (s, 3 H), 2.65 (s, 3 H), 2.62 (s, 3 H). Analysis calculated for $C_{20}H_{15}FN_4OS \cdot CH_3SO_3H \cdot 0.75 H_2O$: C, 51.69; H, 4.20; N, 11.48. Found: C, 51.80; H, 4.18; N, 11.35.

EXAMPLE 57

6-FLUORO-2-[2-(2-METHYL-THIAZOL-4-YL)-VINYL]-3-(2-METHYL-PHENYL)-3H-QUINAZOLIN-4-ONE

[0092] Anhydrous zinc chloride (0.136 g, 1.0 mmol) was fused with a nitrogen purge in a round bottom flask with an open flame. The reaction vessel was allowed to return to ambient temperature, then dioxane (10 mL) was added. To this mixture was added 6-fluoro-2-methyl-3-(2-methyl-phenyl)-3H-quinazolin-4-one (0.134 g, 0.5 mmol), acetic anhydride (0.141 mL, 1.5 mmol), and 2-methylthiazole-4-carboxaldehyde (0.191 g, 1.5 mmol). The reaction was refluxed 3.5 h, cooled to ambient temperature, and diluted with water. The mixture was repeatedly extracted with chloroform. The combined chloroform layer was washed with water and brine and finally dried over sodium sulfate and concentrated to leave a dark residue. This residue was triturated with ether, filtered and dried to afford 0.04 g (21%) of 6-fluoro-2-[2-(2-methyl-thiazol-4-yl)-vinyl]-3-(2-methylphenyl)-3H-quinazolin-4-one as tan solid.

[0093] Melting point: 211-212°C; NMR δ 7.91 (dd, J = 3, 8.3 Hz, 1 H), 7.87 (d, J = 15 Hz, 1 H), 7.75 (dd, J = 5, 9 Hz, 1 H), 7.49 (dt, J = 3, 9 Hz, 1 H), 7.42 (sym m, 3 H), 6.61 (d, J = 15 Hz, 1 H), 2.60 (s, 3 H), 2.09 (s, 3 H).

EXAMPLE 58

3-(2-CHLORO-PHENYL)-6-FLUORO-2-[2-(2-METHYL-THIAZOL-4-YL)-VINYL]-3H-QUINAZOLIN-4-ONE

[0094] Anhydrous zinc chloride (0.133 g, 0.98 mmol) was fused with a nitrogen purge in a round bottom flask with an open flame. The reaction vessel was allowed to return to ambient temperature, then dioxane (7 mL) was added. To this mixture was added 3-(2-chloro-phenyl)-6-fluoro-2-methyl-3H-quinazolin-4-one (0.14 g, 0.49 mmol), acetic anhydride (0.138 mL, 1.46 mmol), and 2-methylthiazole-4-carboxaldehyde (0.185 g, 1.46 mmol in 4 mL of dioxane). The reaction was refluxed 4 hours, cooled to ambient temperature, and diluted with water. The mixture was repeatedly extracted with chloroform. The combined chloroform layer was washed with water and brine and finally dried over sodium sulfate and concentrated to leave a dark residue. This residue was triturated with ether, filtered and dried to afford 0.16 g (57%) of 3-(2-chloro-phenyl)-6-fluoro-2-[2-(2-methyl-thiazol-4-yl)-vinyl]-3H-quinazolin-4-one as tan solid.

[0095] Melting point: 231-232°C; NMR δ 7.87-7.84 (m, 2 H), 7.80 (dd, J = 4.8, 9 Hz, 1 H), 7.63-7.61 (m, 1 H), 7.52-7.47 (m, 3 H), 7.38-7.35 (m, 1 H), 7.20 (s, 1 H), 6.60 (d, J = 15 Hz, 1 H), 2.60 (s, 3 H). Analysis calculated for $C_{20}H_{13}ClFN_3OS$: C, 60.45; H, 3.27; N, 10.58. Found: C, 59.68; H, 3.17; N, 10.44.

EXAMPLE 59

2-[2-(2-DIMETHYLAMINOMETHYL-THIAZOL-4-YL)-VINYL]-6-FLUORO-3-(2-FLUORO-PHENYL)-3H-QUINAZOLIN-4-ONE

[0096] Anhydrous zinc chloride (0.106 g, 0.78 mmol) was fused with a nitrogen purge in a round bottom flask with an open flame. The reaction vessel was allowed to return to ambient temperature, then dioxane (6 mL) was added. To this mixture was added 6-fluoro-3-(2-fluoro-phenyl)-2-methyl-3H-quinazolin-4-one (0.108 g, 0.39 mmol), acetic anhydride (0.111 mL, 1.18 mmol), and 2-dimethylaminomethylthiazole-4-carboxaldehyde (0.280 g, 1.18 mmol in 4 mL of dioxane). The reaction was refluxed 4 d, cooled to ambient temperature, and diluted with water. Sodium carbonate was added until the mixture was basic. The mixture was repeatedly extracted with chloroform. The combined chloroform layer was washed with aqueous bisulfite, water and brine and finally dried over sodium sulfate and concentrated to leave a dark residue. This residue was triturated with ether, filtered and dried to afford 0.051 g (31%) of 2-[2-(2-dimethylaminomethyl-thiazol-4-yl)-vinyl]-6-fluoro-3-(2-fluoro-phenyl)-3H-quinazolin-4-one as tan solid.

[0097] Melting point: 163-165°C; NMR δ 7.90 (dd, J = 3, 8.5 Hz, 1 H), 7.88 (d, J = 15 Hz, 1 H), 7.76 (dd, J = 5, 9 Hz, 1 H), 7.53 (m, 2 H), 7.33 (m, 4 H), 6.74 (d, J = 15 Hz, 1 H), 2.48 (br s, 5 H), 1.58 (br s, 3 H). Analysis calculated for $C_{22}H_{18}F_2N_4S \cdot 0.75 H_2O$: C, 60.34; H, 4.46; N, 12.80. Found: C, 60.37; H, 4.38; N, 12.39.

EXAMPLE 60

3-(2-BROMO-PHENYL)-6-FLUORO-2-[2-(2-METHYL-THIAZOL-4-YL)-VINYL]-3H-QUINAZOLIN-4-ONE

[0098] Anhydrous zinc chloride (0.150 g, 1.1 mmol) was fused with a nitrogen purge in a round bottom flask with an open flame. The reaction vessel was allowed to return to ambient temperature, then dioxane (5 mL) was added. To this mixture was added 3-(2-bromo-phenyl)-6-fluoro-2-methyl-3H-quinazolin-4-one (0.182 g, 0.55 mmol), acetic anhydride (0.156 mL, 1.65 mmol), and 2-methylthiazol-4-carboxaldehyde (0.209 g, 1.65 mmol in 3 mL of dioxane). The reaction was refluxed 3 h, cooled to ambient temperature, and diluted with water. The mixture was repeatedly extracted with chloroform. The combined chloroform layer was washed with water and brine and finally dried over magnesium sulfate and concentrated to leave a dark residue. This residue was triturated with ether, filtered and dried to afford 0.116 g (52%) of 3-(2-bromo-phenyl)-6-fluoro-2-[2-(2-methylthiazol-4-yl)-vinyl]-3H-quinazolin-4-one as tan solid.

[0099] Melting point: 233-234°C; NMR δ 7.96-7.90 (m, 1 H), 7.90 (d, J = 15 Hz, 1H), 7.77-7.75 (m, 2 H), 7.55-7.53 (m, 2 H), 7.46-7.38 (m, 2 H), 7.21 (s, 1 H), 6.60 (d, J = 15 Hz, 1 H), 2.61 (s, 3 H). Analysis calculated for $C_{20}H_{13}BrFN_3OS \cdot 0.5 H_2O$: C, 53.22; H, 3.10; N, 9.31. Found: C, 53.07; H, 2.93; N, 9.25.

EXAMPLE 61-80

[0100] The compounds in Table 2 were made by essentially the same procedures as exemplified by Examples 70 through 75.

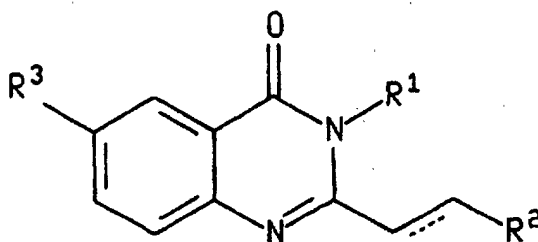


Table 2

Ex	R ₃	R ₂	R ₁	Physical Data
62	F	2-methylthiazol-4-yl	2-methylphenyl	mp 211-212°C NMR δ 7.91 (dd, J = 3, 8.3 Hz, 1 H), 7.87 (d, J = 15 Hz, 1 H), 7.75 (dd, J = 5, 9 Hz, 1 H), 7.49 (dt, J = 3, 9 Hz, 1 H), 7.42 (sym m, 3 H), 6.61 (d, J = 15 Hz, 1 H), 2.60 (s, 3 H), 2.09 (s, 3 H).
63	F	2-methylthiazol-4-yl	2-fluorophenyl	mp 228-229°C NMR δ 7.91 (dd, J = 3, 8.7 Hz, 1 H), 7.87 (d, J = 14.7 Hz, 1 H), 7.75 (dd, J = 6, 9 Hz, 1 H), 7.51 (sym m, 2 H), 7.33 (m, 3 H), 7.21 (s, 1 H), 6.73 (d, J = 14.7 Hz, 1 H), 2.61 (s, 3H).
64	Cl	2-methylthiazol-4-yl	2-methylphenyl	mp 195-196°C NMR δ 8.25 (t, J = 1.4 Hz, 1 H), 7.9 (d, J = 15 Hz, 1 H), 7.71 (s, 1 H), 7.70 (s, 1H), 7.43 (sym m, 3 H), 7.20 (m, 2 H), 6.62 (d, J = 15 Hz, 1 H), 2.61 (s, 3 H), 2.10 (s, 3 H).

EP 0 901 487 B9 (W1B1)

Table 2 (continued)

Ex	R ₃	R ₂	R ₁	Physical Data
65	F	2-dimethylaminomethylthiazol-4-yl	2-chlorophenyl	mp 190-192°C NMR δ 7.91 (m, 1 H), 7.89 (d, J = 15 Hz, 1 H), 7.77 (dd, J = 5, 9 Hz, 1 H), 7.62 (m, 1 H), 7.50 (m, 3 H), 7.37 (m, 2 H), 6.59 (d, J = 15 Hz, 1 H), 3.76 (br s, 2 H), 2.38 (br s, 6 H).
66	F	2-dimethylaminomethylthiazol-4-yl	2-chloropyrid-3-yl	NMR δ 8.69 (br d, J = 4.3 Hz, 1 H), 7.92 (m, 2 H), 7.78 (m, 2 H), 7.64 (m, 3 H), 6.58 (d, J = 14.7 Hz, 1 H), 4.34 (br s, 2 H), 2.74 (br s, 6 H).
67	F	2-dimethylaminomethylthiazol-4-yl	2-methylpyrid-3-yl	NMR δ 8.67 (d, J = 4.7 Hz, 1 H), 7.90 (d, J = 15 Hz, 1 H), 7.89 (m, 1 H), 7.76 (dd, J=6,9 Hz, 1H), 7.51 (m, 2 H), 7.36 (m, 1 H), 7.34 (s, 1 H), 6.55 (d, J = 15 Hz, 1 H), 3.70 (s, 2 H), 2.34 (s, 9 H).
68	F	2-methyloxazol-4-yl	2-chlorophenyl	mp 237°C NMR δ 7.90 (dd, J = 3, 8.3 Hz, 1 H), 7.78 (d, J=15 Hz, 1 H), 7.74 (dd, J = 4.8, 9 Hz, 1 H), 7.62 (m, 2 H), 7.50 (m, 3 H), 7.36 (m, 1 H), 6.44 (d, J = 15 Hz, 1 H), 2.38 (s, 3 H). Analysis calculated for C ₂₀ H ₁₃ ClFN ₃ O ₂ 0.25 H ₂ O: C, 62.26; H, 3.50; N, 10.89. Found: C, 61.94; H, 3.46; N, 10.74.
69	F	2-methyloxazol-4-yl	2-methylpyrid-3-yl	mp 223°C NMR δ 8.69 (d, J = 3.5 Hz, 1 H), 7.89 (dd, J = 3, 8.3 Hz, 1 H), 7.79 (d, J = 15 Hz, 1 H), 7.76 (dd, J = 5, 9 Hz, 1 H), 7.64 (s, 1 H), 7.53 (m, 2 H), 7.38 (m, 1 H), 6.41 (d, J = 15 Hz, 1 H), 2.37 (s, 3 H), 2.35 (s, 3 H).
70	F	2-methyloxazol-4-yl	2-fluorophenyl	mp 232-233°C NMR δ 7.90 (dd, J = 3, 8.2 Hz, 1 H), 7.81 (d, J = 15 Hz, 1 H), 7.77 (m, 1 H), 7.65 (s, 1 H), 7.57-7.47 (m, 2 H), 7.37-7.24 (m, 3 H), 6.57 (d, J = 15 Hz, 1 H), 2.38 (s, 3 H).
71	F	thiazol-2-yl	2-chlorophenyl	mp 219-220°C NMR δ 8.13-8.08 (d, J = 15 Hz, 1 H), 7.93 (dd, J = 3, 8.3 Hz, 1 H), 7.84-7.79 (m, 2 H), 7.67-7.64 (m, 1 H), 7.57-7.48 (m, 3 H), 7.40-7.35 (m, 2 H), 6.68 (d, J = 15 Hz, 1 H). Analysis calculated for C ₁₉ H ₁₁ ClFN ₃ OS: C, 59.53; H, 2.87; N, 10.97. Found: C, 59.33; H, 2.91; N, 10.91.
72	F	4-methylthiazol-2-yl	2-chlorophenyl	mp 192-193°C NMR δ 8.05-8.01 (d, J = 15 Hz, 1 H), 7.92 (dd, J = 3, 8.3 Hz, 1 H), 7.78 (dd, J = 4.8, 9 Hz, 1 H), 7.65-7.62 (m, 1 H), 7.54-7.49 (m, 3 H), 7.38-7.36 (m, 1 H), 6.88 (s, 1 H), 6.57 (d, J = 15 Hz, 1 H), 2.40 (s, 3 H).

Table 2 (continued)

Ex	R ₃	R ₂	R ₁	Physical Data
73	F	4,5-dimethylthiazol-2-yl	2-chlorophenyl	mp 218-220°C NMR δ 7.97 (d, J = 15 Hz, 1 H), 7.91 (dd, J = 3, 8.3 Hz, 1 H), 7.75 (dd, J = 5, 9 Hz, 1 H), 7.62 (m, 1 H), 7.50 (m, 3 H), 7.36 (m, 1 H), 7.42 (d, J = 15 Hz, 1 H), 2.32 (s, 3 H), 2.28 (s, 3 H). Analysis calculated for C ₂₁ H ₁₅ ClFN ₃ OS•0.5 H ₂ O: C, 59.93; H, 3.83; N, 9.98. Found: C, 59.82; H, 3.56; N, 9.60.
74	F	thiazol-2-yl	2-bromophenyl	mp 236°C NMR δ 8.10 (d, J = 15 Hz, 1 H), 7.94 (dd, J = 3, 8.3 Hz, 1 H), 7.83-7.78 (m, 3 H), 7.58-7.34 (m, 5 H), 6.66 (d, J = 15 Hz, 1 H). Analysis calculated for C ₁₉ H ₁₁ BrFN ₃ OS: C, 53.28; H, 2.57; N, 9.82. Found: C, 53.06; H, 2.37; N, 9.76.
75	F	4-methylthiazol-2-yl	2-bromophenyl	mp 205°C NMR δ 8.03 (d, J = 15 Hz, 1 H), 7.92 (dd, J = 2.5, 8 Hz, 1 H), 7.81-7.75 (m, 2 H), 7.56-7.48 (m, 2 H), 7.43 (t, J = 7.7 Hz, 1 H), 7.37 (d, J = 7.6 Hz, 1 H), 6.87 (s, 1 H), 6.54 (d, J = 15 Hz, 1 H), 2.40 (s, 3 H). Analysis calculated for C ₂₀ H ₁₃ BrFN ₃ OS: C, 54.19; H, 3.18; N, 9.48. Found: C, 54.05; H, 2.70; N, 9.63.
76	F	4-methylthiazol-2-yl	2-methylphenyl	mp 198-199°C NMR δ 8.02 (d, J = 15 Hz, 1 H), 7.92 (dd, J = 3, 8.5 Hz, 1 H), 7.77 (dd, J = 5, 9 Hz, 1 H), 7.53-7.23 (m, 4 H), 7.17 (d, J = 7.5 Hz, 1 H), 6.86 (s, 1 H), 6.56 (d, J = 15 Hz, 1 H), 2.40 (s, 3 H), 2.09 (s, 3H).
77	F	4-methylthiazol-2-yl	2-fluorophenyl	mp 219°C NMR δ 8.02 (d, J = 15 Hz, 1 H), 7.91 (dd, J = 3, 8.3 Hz, 1 H), 7.77 (dd, J = 5, 9 Hz, 1 H), 7.54-7.48 (m, 2 H), 7.37-7.30 (m, 4 H), 6.89 (s, 1 H), 6.70 (d, J = 15 Hz, 1 H), 2.40 (s, 3 H).
78	F	thiazol-2-yl	2-chloropyrid-3-yl	mp 195°C NMR δ 8.61 (dd, J = 1.7, 5 Hz, 1 H), 8.10 (d, J = 15 Hz, 1 H), 7.92 (dd, J = 3, 8.2 Hz, 1 H), 7.82-7.72 (m, 3 H), 7.57-7.49 (m, 2 H), 7.37 (d, J = 3.4 Hz, 1 H), 6.64 (d, J = 15 Hz, 1 H).
79	F	thiazol-2-yl	2-methylpyrid-3-yl	mp 176°C NMR δ 8.70 (dd, J = 1.7, 4.7 Hz, 1 H), 8.09 (d, J = 15 Hz, 1 H), 7.91 (dd, J = 3, 8.3 Hz, 1 H), 7.89-7.78 (m, 2 H), 7.55 (m, 2 H), 7.38-7.34 (m, 2 H), 6.62 (d, J = 15 Hz, 1 H), 2.35 (s, 3 H).
80	F	4-methylthiazol-2-yl	2-methylpyrid-3-yl	mp 178-180°C NMR δ 8.70 (d, J = 4 Hz, 1 H), 8.04 (d, J = 15 Hz, 1 H), 7.91 (br d, J = 8 Hz, 1 H), 7.79 (dd, J = 5, 8.7 Hz, 1 H), 7.55-7.63 (m, 2 H), 7.40-7.37 (m, 1 H), 6.91 (s, 1H), 6.55 (d, J = 15 Hz, 1 H), 2.40 (s, 3 H), 2.36 (s, 3 H).

EXAMPLE 81-99

[0101] The compounds in Table 3 were made by essentially the same procedures as exemplified by Example 2.

Table 3

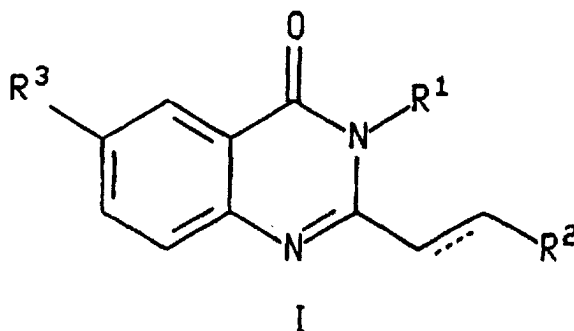
Ex	IUPAC name	NMR
81	3-(2-Chloro-phenyl)-2-[2-(6-difluoromethyl-pyridin-2-yl)-vinyl]-6-fluoro-3H-quinazolin-4-one	(CDCl ₃) δ 6.41 (1H, t, J=45), 6.92 (1H, d, J=15), 7.37 - 7.40 (2H, m), 7.43 - 7.56 (4H, m), 7.60 - 7.66 (1H, m), 7.73 - 7.82 (2H, m), 7.90 - 7.98 (2H, m).
82	3-(2-Chloro-phenyl)-6-fluoro-2-[2-(6-methoxy-pyridin-2-yl)-vinyl]-3H-quinazolin-4-one	(CDCl ₃) δ 3.50 (3H, s), 6.53 (1H, d, J=12), 6.78 (1H, d, J=12), 6.88 (1H, d, J=15), 7.30-7.48 (4H, m), 7.51 - 7.55 (1H, m), 7.69-7.74 (2H, m), 7.86 (1H, d, J=12).
83	2-[2-[3-(2-Chloro-phenyl)-6-fluoro-4-oxo-3,4-dihydro-quinazolin-2-yl]-vinyl]-6-methyl-nicotinonitrile	(CDCl ₃) δ 2.46 (3H, s), 7.11 (1H, d, J=10), 7.23- 7.25 (1H, m), 7.38 - 7.42 (1H, m), 7.46-7.64 (4H, m), 7.75 (1H, d, J=10), 7.83-7.98 (2H, m), 8.22 (1H, d, J=15).
84	3-(2-Chloro-phenyl)-2-[2-(6-diethylamino methyl-pyridin-2-yl)-vinyl]-6-fluoro-3H-quinazolin-4-one	(CDCl ₃) δ 1.23 (6H, t, J=7), 3.01 (2H, broad s); 3.09 (2H, broad s), 4.22 (2H, d of d, J=14, 17), 6.26 (2H, s), 6.88 (1H, d, J=15), 7.36-7.41 (3H, m), 7.47-7.56 (3H, m), 7.62-7.65 (1H, m), 7.74-7.83 (2H, m), 7.94 (1H, d, J=15), 7.95(1H, m).
85	3-(2-Chloro-phenyl)-2-[2-(6-ethylaminomethyl-pyridin-2-yl)-vinyl]-6-fluoro-3H-quinazolin-4-one	(CDCl ₃) δ 1.26 (3H, t, J=8), 2.72 (3H, s), 3.08 (2H, broad s), 4.35 (2H, broad s), 7.12 - 7.21 (1H, m), 7.32 - 7.38 (1H, m), 7.44 - 7.68 (4H, m), 7.80 - 7.90 (2H, m), 7.93 - 8.03 (2H, m).
86	2-[2-[3-(2-Chloro-phenyl)-6-fluoro-4-oxo-3,4-dihydro-quinazolin-2-yl]-ethyl]-6-methyl-nicotinonitrile	(CDCl ₃) δ 2.44 (3H, s), 2.70 - 2.91 (2H, m), 3.10 - 3.44 (2H, m), 7.09 - 7.12 (1H, m), 7.55 - 7.77 (6H, m), 8.04-8.09 (1H, m).
87	3-(2-Chloro-phenyl)-6-fluoro-2-(2-pyrimidine-2-yl-ethyl)-3H-quinazolin-4-one	(CDCl ₃) δ 2.80 - 2.98 (2H, m), 3.36 - 3.60 (2H, m), 7.02 - 7.08 (1H, m), 7.35 - 7.48 (4H, m), 7.56 - 7.63 (2H, m), 7.84 - 7.88 (1H, m), 8.54 - 8.60 (1H, d).
88	3-(2-Chloro-phenyl)-6-fluoro-2-[2-(4-methyl-pyrimidine-2-yl)-vinyl]-3H-quinazolin-4-one	(CDCl ₃) δ 2.45 (3H, s), 6.94 (1H, m), 7.13 (1H, d, J=15), 7.37 - 7.40 (1H, m), 7.42-7.57 (3H, m), 7.59-7.62 (1H, m), 7.76 - 7.80 (1H, m), 7.86 - 8.00 (2H, m), 8.44 (1H, m).
89	3-(2-Chloro-phenyl)-2-[2-(4,6-dimethyl-pyrimidine-2-yl)-vinyl]-6-fluoro-3H-quinazolin-4-one	(CDCl ₃) δ 2.40 (6H, s), 6.82 (1H, s), 7.14 (1H, d, J=15), 7.37-7.41 (1H, m), 7.46-7.54 (4H, m), 7.60-7.64 (1H, m), 7.76-7.80 (1H, m), 7.90 - 8.00 (2H, m).
90	2-[2-[3-(2-Chloro-phenyl)-6-fluoro-4-oxo-3,4-dihydro-quinazolin-2-yl]-vinyl]-nicotinonitrile	(CDCl ₃) δ 7.18-7.29 (3H, m), 7.37-7.40 (1H, m), 7.44-7.64 (4H, m), 7.82 - 7.97 (3H, m), 8.27 (1H, d, J=15), 8.60 (1H, m).
91	3-(2-Chloro-phenyl)-6-fluoro-2-{2-[6-(isopropylamino-methyl)-pyridin-2-yl-ethyl]-3H-quinazolin-4-one	(CDCl ₃) δ 1.01 (6H, d, J=7), 2.70-2.82 (2H, m), 3.11 - 3.28 (2H, m), 3.74 (2H, s), 6.98 (2H, m), 7.24 - 7.30 (1H, m), 7.38 - 7.50 (4H, m), 7.55 - 7.60 (1H, m), 7.65 - 7.72 (1H, m), 7.83 - 7.90 (1H, m).
92	3-(2-Chloro-phenyl)-6-fluoro-2-(2-{6-[(3-methyl-butylamino)-methyl]-pyridin-2-yl}-ethyl)-3H-quinazolin-4-one	(CDCl ₃) δ 0.86 (6H, d, J=12), 1.44 - 1.64 (4 H, m), 2.74 - 2.82 (4 H, m), 3.12-3.29 (2H, m), 3.98 (2H, s), 7.08-7.14 (2H, m), 7.29-7.34 (2H, m), 7.42 - 7.70 (6 H, m), 7.86 - 7.92 (1H, m).

Table 3 (continued)

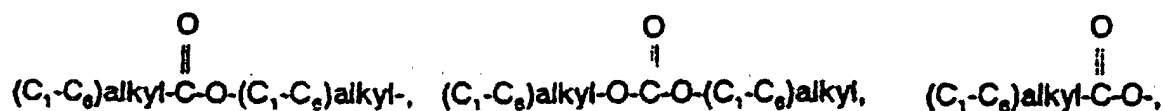
Ex	IUPAC name	NMR
93	2-{2-[3-(2-Chloro-phenyl)-6-fluoro-4-oxo-3,4-dihydro-quinazolin-2-yl]-ethyl}-nicotinonitrile	(CDCl ₃) δ 3.45-3.60 (2H, m), 4.07- 4.17 (2H, m), 6.82-7.50 (5H, m), 7.60 - 7.65 (1H, m), 7.71-7.77 (1H, m), 7.83 - 7.93 (2H, m), 8.59 - 8.64 (1H,m).
94	3-(2-Chloro-pyridin-3-yl)-6-fluoro-2-[2-(2-hydroxy-phenyl)-vinyl]-3H-quinazolin-4-one	(CDCl ₃ + DMSO- d6) δ 5.99 (1H, d, J=15), 6.16 - 6.24 (1H, m), 6.38 (1H, d, J=10), 6.42 - 6.66 (2H, m), 6.93 - 7.12 (2H, m), 7.23 - 7.45 (3H, m), 7.60 (1H, d, J=15), 8.04 (1H, m), 9.23 (1H, broad s).
95	2-{2-[6-Fluoro-3-(2-methyl-pyridin-3-yl)-4-oxo-3,4-dihydro-quinazolin-2-yl]-vinyl}-4-methyl-benzonitrile	(CDCl ₃ + DMSO- d6) δ 2.03 (3H, s), 2.07 (3H, s), 6.15 (1H, d, J=15), 6.82-6.94 (2H, m), 7.11-7.60 (7H, m), 7.91 (1H, d, J=15), 8.41 (1H, m).
96	2-[2-(5-Diethylaminomethyl-2-fluorophenyl)-vinyl]-6-fluoro-3-(2-methylpyridin-3-yl)-3H-quinazolin-4-one	(CDCl ₃ + DMSO- d6) δ 1.72 (6H, broadened t), 2.76 (3H, s), 2.67 (2H, broad q), 3.05 (2H, broad q), 3.96 (2H, m), 6.40 (d, J=15), 6.69 - 6.78 (1H, m), 7.13 - 7.31 (2H, m), 7.48-7.58 (2H, m), 7.72 - 7.80 (1H, m), 7.88 (1H, d, J=15), 8.05 - 8.16 (2H, m), 8.44 (1H, m).
97	2-[2-(6-Chloro-4-oxo-3-o-tolyl-3,4-dihydro-quinazolin-2-yl)-vinyl]-benzonitrile	(CDCl ₃) δ 2.14 (3H, s), 6.52 (1H, d, J=15), 7.15 - 7.54 (6H, m), 7.62 - 7.85 (4H, m), 8.24 - 8.30 (2H, m).
98	3-(2-Chloro-phenyl)-2-[2-(5-diethylamino methyl-2-fluorophenyl)-vinyl]-6-fluoro-3H-quinazolin-4-one	(CDCl ₃) δ 1.00 (6H, t, J=10), 2.50 (4H, q, J=10), 3.52 (2H, s), 6.43 (1H, d, J=15), 6.88 - 6.96 (1H, m), 7.20 - 7.65 (9H, m), 7.76-7.83 (1H, m), 7.89 - 7.94 (1H, m), 7.99 (1H, d, J=15).
99	2-{2-[3-(2-Chloro-phenyl)-6-fluoro-4-oxo-3,4-dihydro-quinazolin-2-yl]-vinyl}-4-methyl-benzonitrile	(CDCl ₃) δ 2.32 (3H, s), 6.51 (1H, d, J=15), 7.12 - 7.28 (3H, m), 7.36 - 7.43 (1H, m), 7.48 - 7.59 (4H, m), 7.63 - 7.70 (1H, m), 7.81 - 7.98 (2H, m), 8.20 (1H, d, J=15).

Claims

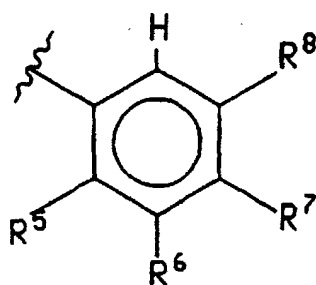
1. A compound of the formula



wherein R¹ is optionally substituted phenyl of the formula Ph¹ or heteroaryl wherein said heteroaryl is selected from the group consisting of pyridin-2-yl, pyridin-3-yl, and pyridin-4-yl, wherein said heteroaryl may optionally be substituted on any of the ring carbon atoms capable of forming an additional bond, up to a maximum of three substituents per ring, with a substituent selected from hydrogen, (C₁-C₈)alkyl, halogen, trifluoromethyl, amino-(CH₂)_n-, (C₁-C₆)alkylamino-(CH₂)_n-, di(C₁-C₆)alkyl(-amino-(CH₂)_n-, (C₁-C₆)alkoxy, hydroxy(C₁-C₆)alkyl, (C₁-C₆)alkyl-O-(C₁-C₆)alkyl-, -CN

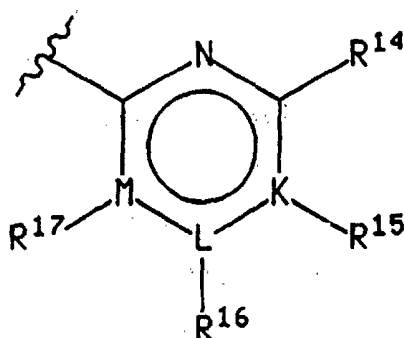


hydroxy, $H-C(=O)-$, $(C_1-C_6)\text{alkyl}-C(=O)-(CH_2)_n-$, $HO-C(=O)-(CH_2)_n-$, $(C_1-C_6)\text{alkyl}-O-C(=O)-(CH_2)_n-$, $NH_2-C(=O)-(CH_2)_n-$, $(C_1-C_6)\text{alkyl}-NH-C(=O)-(CH_2)_n-$, and $di(C_1-C_6)\text{alkyl}-NH(=O)-(CH_2)_n-$;
 wherein said Ph^1 is a group of the formula



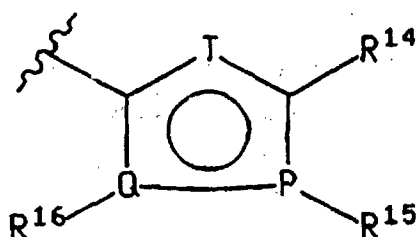
;

25 R^2 is phenyl of the formula Ph^2 or a five or six membered heterocycle, wherein said 6-membered heterocycle has the formula



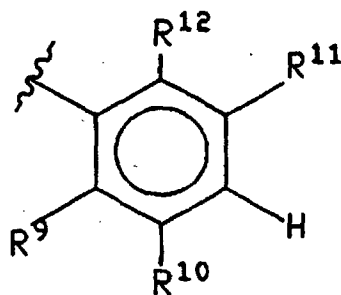
wherein "N" is nitrogen; wherein said ring positions "K", "L" and "M" may be independently selected from carbon or nitrogen, with the proviso that i) only one of "K", "L" or "M" can be nitrogen and ii) when "K", "L" or "M" is nitrogen then its respective R^{15} , R^{16} or R^{17} is absent;

45 wherein said five membered heterocycle has the formula



wherein said "T" is $-CH-$, N, NH, O or S; wherein said ring positions "P" and "Q" may be independently selected

from carbon, nitrogen, oxygen or sulfur; with the proviso that only one of "P," "Q" or "T" can be oxygen or sulfur and at least one of "P," "Q" or "T" must be a heteroatom;
wherein said Ph² is a group of the formula



;

R³ is chloro or fluoro;

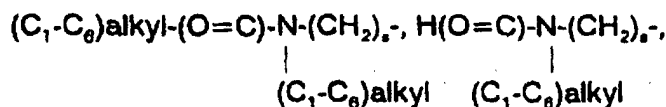
R⁵ is hydrogen, (C₁-C₆)alkyl, halo, CF₃, (C₁-C₆)alkoxy or (C₁-C₆)alkylthiol;

R⁶ is hydrogen or halo;

R⁷ is hydrogen or halo;

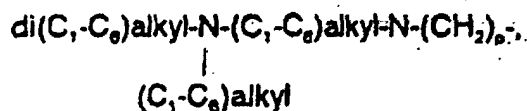
R⁸ is hydrogen or halo;

R⁹ is hydrogen, halo, CF₃, (C₁-C₆)alkyl optionally substituted with one to three halogen atoms, (C₁-C₆)alkoxy optionally substituted with one to three halogen atoms, (C₁-C₅)alkylthiol, amino-(CH₂)_s-, (C₁-C₆)alkyl-NH-(CH₂)_s-, di(C₁-C₆)alkyl-N-(CH₂)_s-, (C₃-C₇)cycloalkyl-NH-(CH₂)_s-, H₂N-(C=O)-(CH₂)_s-, (C₁-C₆)alkyl-HN-(C=O)-(CH₂)_s-, di(C₁-C₆)alkyl-N-(C=O)-(CH₂)_s-, (C₃-C₇)cycloalkyl-NH-(C=O)-(CH₂)_s-, R¹³O-(CH₂)_s-, R¹³O-(C=O)-(CH₂)_s-, H(O=C)-NH-(CH₂)_s-, (C₁-C₆)alkyl-(O=C)-NH-(CH₂)_s-,

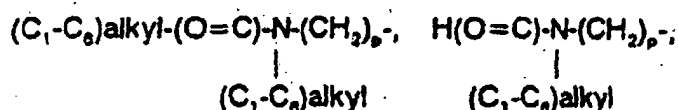


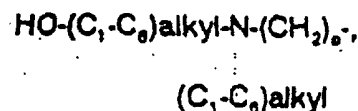
H-(C=O)-(CH₂)_s-, (C₁-C₆)alkyl-(C=O)-, hydroxy, hydroxy-(C₁-C₆)alkyl-, (C₁-C₆)alkyl-O-(C₁-C₆)alkyl-, and CN;

R¹⁰ and R¹⁴ are selected independently, from hydrogen, halo, CF₃, (C₁-C₆)alkyl optionally substituted with one to three halogen atoms, (C₁-C₆)alkoxy optionally substituted with one to three halogen atoms, (C₁-C₆)alkylthiol, amino-(CH₂)_p-, (C₁-C₆)alkyl-NH-(CH₂)_p-, di(C₁-C₆)alkyl-N-(CH₂)_p-, (C₃-C₇)cycloalkyl-NH-(CH₂)_p-, amino-(C₁-C₆)alkyl-NH-(CH₂)_p-, (C₁-C₆)alkyl-NH-(C₁-C₆)alkyl-NH-(CH₂)_p-, di(C₁-C₆)alkyl-N-(C₁-C₆)alkyl-NH-(CH₂)_p-,

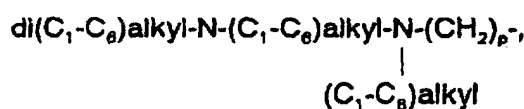


H₂N-(C=O)-(CH₂)_p-, (C₁-C₆)alkyl-HN-(C=O)-(CH₂)_p-, di(C₁-C₆)alkyl-N-(C=O)-(CH₂)_p-, (C₃-C₇)cycloalkyl-NH-(C=O)-(CH₂)_p-, R¹³O-(CH₂)_p-, R¹³O-(C=O)-(CH₂)_p-, H(O=C)-O-, H(O=C)-O-(C₁-C₆)alkyl-, H(O=C)-NH-(CH₂)_p-, (C₁-C₆)alkyl-(O=C)-NH-(CH₂)_p-, -CHO, H-(C=O)-(CH₂)_p-, (C₁-C₆)alkyl-(C=O)-(CH₂)_p-,

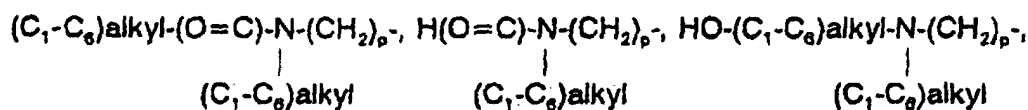




(C₁-C₆)alkyl-(C=O)-O-NH-(CH₂)_p-, amino-(C₁-C₆)alkyl-(C=O)-O-(CH₂)_p-, (C₁-C₆)alkyl-NH-(C₁-C₆)alkyl-(C=O)-O-(CH₂)_p-, di(C₁-C₆)alkyl-N-(C₁-C₆)alkyl-(C=O)-O-(CH₂)_p-, amino-(C₁-C₆)alkyl-O-(C=O)-(CH₂)_p-, (C₁-C₆)alkyl-NH-(C₁-C₆)alkyl-O-(C=O)-(CH₂)_p-, di(C₁-C₆)alkyl-N-(C₁-C₆)alkyl-O-(C=O)-(CH₂)_p-, hydroxy, hydroxy-(C₁-C₆)alkyl-, hydroxy-(C₁-C₆)alkyl-NH-(CH₂)_p-, (C₁-C₆)alkyl-O-(C₁-C₆)alkyl-, -CN, piperidine-(CH₂)_p-, pyrrolidine-(CH₂)_p-, and 3-pyrroline-(CH₂)_p-, wherein said piperidine, pyrrolidine and 3-pyrroline of said piperidine-(CH₂)_p-, pyrrolidine-(CH₂)_p- and 3-pyrroline-(CH₂)_p-moieties may optionally be substituted on any of the ring carbon atoms capable of supporting an additional bond, with a substituent independently selected from halo, CF₃, (C₁-C₆)alkyl optionally substituted with one to three halogen atoms, (C₁-C₆)alkoxy optionally substituted with one to three halogen atoms, (C₁-C₆)alkylthiol, amino-(CH₂)_p-, (C₁-C₆)alkyl-NH-(CH₂)_p-, di(C₁-C₆)alkyl-N-(CH₂)_p-, (C₃-C₇)cycloalkyl-NH-(CH₂)_p-, amino-(C₁-C₆)alkyl-NH-(CH₂)_p-, (C₁-C₆)alkyl-NH-(C₁-C₆)alkyl-NH-(CH₂)_p-, di(C₁-C₆)alkyl-N-(C₁-C₆)alkyl-NH-(CH₂)_p-, (C₁-C₆)alkyl-O-(C₁-C₆)alkyl-,



H₂N-(C=O)-(CH₂)_p-, (C₁-C₆)alkyl-HN-(C=O)-(CH₂)_p-, di(C₁-C₆)alkyl-N-(C=O)-(CH₂)_p-, (C₃-C₇)cycloalkyl-NH-(C=O)-(CH₂)_p-, R¹³O-(CH₂)_p-, R¹³O-(C=O)-(CH₂)_p-, H(O=C)-O-, H(O=C)-O-(C₁-C₆)alkyl-, H(O=C)-NH-(CH₂)_p-, (C₁-C₆)alkyl-(O=C)-NH-(CH₂)_p-, -CHO, H-(C=O)-(CH₂)_p-, (C₁-C₆)alkyl-(C=O)-,



(C₁-C₆)alkyl-(C=O)-O-NH-(CH₂)_p-, amino-(C₁-C₆)alkyl-(C=O)-O-(CH₂)_p-(C₁-C₆)alkyl-NH-(C₁-C₆)alkyl-(C=O)-O-(CH₂)_p-, di(C₁-C₆)alkyl-N-(C₁-C₆)alkyl-(C=O)-O-(CH₂)_p-, hydroxy, hydroxy-(C₁-C₆)alkyl-, hydroxy-(C₁-C₆)alkyl-NH-(CH₂)_p-, and -CN;

R¹¹ is hydrogen or halo;

R¹² is hydrogen, -CN or halo;

R¹³ is hydrogen, (C₁-C₆)alkyl, (C₁-C₆)alkyl-(C=O)-, (C₁-C₆)alkyl-O-(C=O)-, (C₁-C₆)alkyl-NH-(C=O)-, or di(C₁-C₆)alkyl-N-(C=O)-;

R¹⁵ is hydrogen, -CN, (C₁-C₆)alkyl, halo, CF₃, -CHO or (C₁-C₆)alkoxy;

R¹⁶ is hydrogen, -CN, (C₁-C₆)alkyl, halo, CF₃, -CHO or (C₁-C₆)alkoxy;

R¹⁷ is hydrogen, -CN, (C₁-C₆)alkyl, amino-(C₁-C₆)alkyl-, (C₁-C₆)alkyl-NH-(C₁-C₆)alkyl-, di(C₁-C₆)alkyl-N-(C₁-C₆)alkyl-, halo, CF₃, -CHO or (C₁-C₆)alkoxy;

n is an integer from zero to 3;

each p is independently an integer from zero to 4;

s is an integer from zero to 4;

wherein the dashed bond represented an optional double bond;

with the proviso that: i) when R⁹ is hydrogen, one of R¹¹ and R¹² is other than hydrogen; ii) when R³ is chloro;

R⁵ is methyl; R⁶, R⁷, and R⁸ are hydrogen; and K, L and M equal carbon, then (a) one of R¹⁴ through R¹⁷ must be other than hydrogen or (b) R¹⁷ must be other than hydrogen or methyl;

and the pharmaceutically acceptable salts of such compounds.

2. A compound according to claim 1 wherein R³ is fluoro.

3. A compound according to claim 1 wherein R¹ is Ph¹ and one of R⁵, R⁶, R⁷ or R⁸ is fluoro, bromo, chloro, methyl or trifluoromethyl.

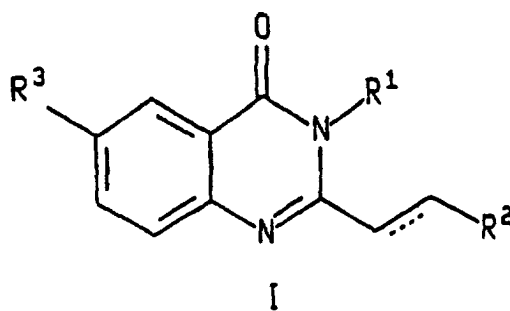
4. A compound according to claim 1 wherein R¹ is Ph¹ and R⁵ is fluoro, bromo, chloro, methyl or trifluoromethyl.

5. A compound according to claim 2 wherein R¹ is Ph¹ and R⁵ is fluoro, bromo, chloro, methyl or trifluoromethyl.
6. A compound according to claim 1 wherein R² is Ph² and either R⁹ is fluoro, chloro, -CN or hydroxy, or R¹⁰ is -CHO, chloro, fluoro, methyl, (C₁-C₆)alkyl-NH-(CH₂)_p-, di(C₁-C₆)alkyl-N-(CH₂)_p-, or cyano.
7. A compound according to claim 2 wherein R² is Ph² and either R⁹ is fluoro, chloro, -CN or hydroxy, or R¹⁰ is -CHO, chloro, fluoro, methyl, (C₁-C₆)alkyl-NH-(CH₂)_p-, di(C₁-C₆)alkyl-N-(CH₂)_p-, or cyano.
8. A compound according to claim 1 wherein R¹ is heteroaryl optionally substituted with halo, -CN, CF₃, or (C₁-C₆)alkyl.
9. A compound according to claim 2 wherein R¹ is heteroaryl optionally substituted with halo, -CN, CF₃, or (C₁-C₆)alkyl.
10. A compound according to claim 6 wherein R¹ is heteroaryl optionally substituted with halo, -CN, CF₃, or (C₁-C₆)alkyl.
11. A compound according to claim 1 wherein R¹ is pyridin-3-yl optionally substituted with chloro or methyl.
12. A compound according to claim 1 wherein R¹ is pyridin-3-yl substituted at the 2-position of the pyridine ring with chloro or methyl.
13. A compound according to claim 1 wherein R² is heteroaryl are those wherein said heteroaryl is either an optionally substituted six-membered heterocycle wherein "K", "L" and "M" are carbon, or "K" and "L" are carbon and "M" is nitrogen (i.e. pyrimidin-2-yl), or said heteroaryl is an optionally substituted five membered heterocycle wherein "T" is nitrogen, "P" is sulfur and "Q" is carbon, or "T" is nitrogen or sulfur, "Q" is nitrogen or sulfur and "P" is carbon or T is oxygen and "P" and "Q" are each carbon.
14. A compound according to claim 1 wherein R² is an optionally substituted six-membered heterocycle wherein "K", "L" and "M" are carbon are those wherein R¹⁴ is hydrogen, -CHO, chloro, fluoro, methyl, (C₁-C₆)alkyl-NH-(CH₂)_p-, di(C₁-C₆)alkyl-N-(CH₂)_p-, or cyano; R¹⁷ is hydrogen, -CHO, chloro, fluoro, methyl, (C₁-C₆)alkyl-NH-(C₁-C₆)alkyl, di(C₁-C₆)alkyl-N-(C₁-C₆)alkyl, or cyano; or R¹⁵ or R¹⁶ are independently hydrogen, -CHO, chloro, fluoro, methyl or cyano.
15. A compound according to claim 1 wherein R² is an optionally substituted six-membered heterocycle wherein "K", "L" and "M" are carbon and R¹⁴ is hydrogen, -CHO, methyl, (C₁-C₆)alkyl-NH-(CH₂)_p-, di(C₁-C₆)alkyl-N-(CH₂)_p-, or cyano.
16. A compound according to claim 1 wherein R² is an optionally substituted five-membered heterocycle wherein "T" is nitrogen, "P" is sulfur and "Q" is carbon and R¹⁴, R¹⁵ or R¹⁶ are each independently hydrogen, chloro, fluoro, methyl or cyano.
17. A compound according to claim 1 wherein R² is an optionally substituted five-membered heterocycle wherein "T" is nitrogen or sulfur, "Q" is sulfur or nitrogen and "P" is carbon and R¹⁴ or R¹⁵ are independently selected from hydrogen, chloro, fluoro, methyl or cyano.
18. A compound according to claim 1 wherein said compound is selected from the group consisting of:
 - 3-(2-chloro-phenyl)-2-[2-(5-diethylaminomethyl-2-fluoro-phenyl)-vinyl]-6-fluoro-3H-quinazolin-4-one;
 - 3-(2-chloro-phenyl)-2-[2-(6-diethylaminomethyl-pyridin-2-yl)-vinyl]-6-fluoro-3H-quinazolin-4-one;
 - 3-(2-chloro-phenyl)-2-[2-(4-diethylaminomethyl-pyridin-2-yl)-vinyl]-6-fluoro-3H-quinazolin-4-one;
 - 3-(2-chloro-phenyl)-2-[2-(6-ethylaminomethyl-pyridin-2-yl)-vinyl]-6-fluoro-3H-quinazolin-4-one;
 - 3-(2-bromo-phenyl)-2-[2-(6-diethylaminomethyl-pyridin-2-yl)-vinyl]-6-fluoro-3H-quinazolin-4-one;
 - 3-(2-chloro-phenyl)-6-fluoro-2-[2-(6-methoxymethyl-pyridin-2-yl)-vinyl]-3H-quinazolin-4-one;
 - 6-fluoro-3-(2-methyl-pyridin-3-yl)-2-[2-(2-methyl-thiazol-4-yl)vinyl]-3H-quinazolin-4-one;
 - 3-(2-chloro-phenyl)-6-fluoro-2-[2-(4-methyl-pyrimidine-2-yl)-vinyl]-3H-quinazolin-4-one;
 - 3-(2-chloro-phenyl)-6-fluoro-2-[2-[6-isopropylamino-methyl]-Pyridin-2-yl]-ethyl]-3H-quinazolin-4-one; and
 - 2-[2-(5-diethylaminomethyl-2-fluoro-phenyl)-vinyl]-6-fluoro-3-(2-methyl-pyridin-3-yl)-3H-quinazolin-4-one.

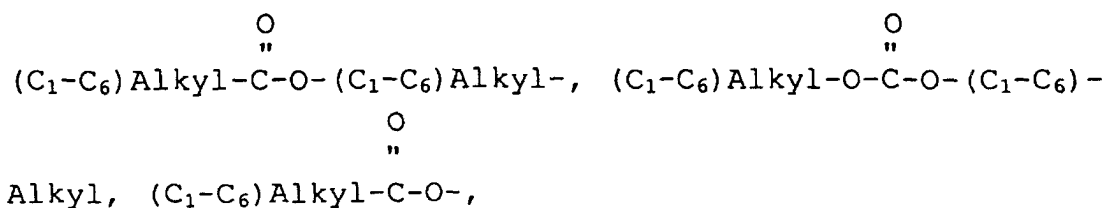
19. A pharmaceutical composition which comprises a compound of the formula (I), as claimed in any one of claims 1 to 18, or a pharmaceutically acceptable salt thereof, and a pharmaceutically acceptable carrier.
20. A compound of the formula (I), as claimed in any one of claims 1 to 18, or a pharmaceutically acceptable salt thereof, for use as a medicament.
21. The use of a compound of the formula (I), as claimed in any one of claims 1 to 18, or a pharmaceutically acceptable salt thereof, in the manufacture of a medicament for the treatment of cerebral deficits subsequent to cardiac bypass surgery and grafting, stroke, cerebral ischaemia, spinal cord trauma, head trauma, Alzheimer's Disease, Huntington's Chorea, amyotrophic lateral sclerosis, AIDS-induced dementia, muscular spasms, migraine headaches, urinary incontinence, psychosis, convulsions, perinatal hypoxia, cardiac arrest, hypoglycaemic neuronal damage, opiate tolerance and withdrawal, ocular damage and retinopathy, idiopathic and drug induced Parkinson's Disease, anxiety, emesis, brain edema, chronic pain or tardive dyskinesia.

Patentansprüche

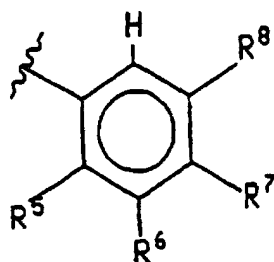
1. Verbindung der Formel



worin R¹ optional substituiertes Phenyl der Formel Ph¹ oder Heteroaryl bedeutet, wobei das Heteroaryl ausgewählt ist aus der Gruppe von Pyridin-2-yl, Pyridin-3-yl und Pyridin-4-yl, wobei das Heteroaryl optional an einem der Ringkohlenstoffatome, die eine weitere Bindung bilden können, mit bis zu einem Maximum von drei Substituenten pro Ring substituiert sein kann, wobei der Substituent ausgewählt ist aus Wasserstoff, (C₁-C₆) Alkyl, Halogen, Trifluormethyl, Amino- (CH₂)_n-, (C₁-C₆) - Alkylamino-(CH₂)_n-, Di (C₁-C₆) alkylamino-(CH₂)_n-, (C₁-C₆) Alkoxy, Hydroxy- (C₁-C₆) alkyl, (C₁-C₆)Alkyl-O- (C₁-C₆)alkyl-, -CN,

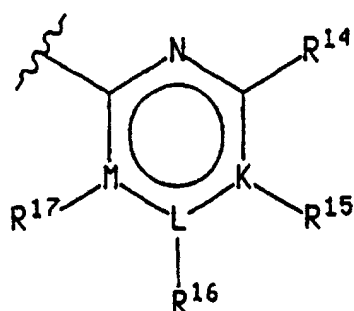


Hydroxy, H-C(=O)-, (C₁-C₆)Alkyl-C(=O)-(CH₂)_n-, HO-C(=O) - (CH₂)_n-, (C₁-C₆)Alkyl-O-C(=O) - (CH₂)_n-, NH₂-C(=O)-(CH₂)_n-, (C₁-C₆)Alkyl-NH-C(=O)-(CH₂)_n- und Di (C₁-C₆) - alkyl-NH-C(=O) - (CH₂)_n-;
wobei Ph¹ eine Gruppe der Formel



ist;

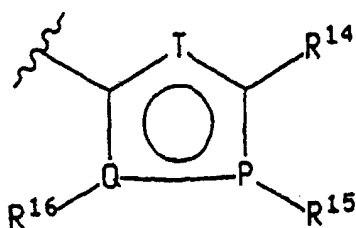
R² Phenyl der Formel Ph² oder einen 5- oder 6-gliedrigen Heterocyclus bedeutet, wobei der 6-gliedrige Heterocyclus die Formel



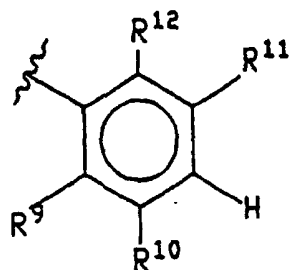
aufweist, worin "N" Stickstoff bedeutet; worin die Ringpositionen "K", "L" und "M" unabhängig voneinander aus Kohlenstoff oder Stickstoff ausgewählt sein können, wobei

- i) nur eine der Positionen "K", "L" oder "M" Stickstoff sein kann und
- ii) wenn "K", "L" oder "M" Stickstoff ist, dann der jeweilige Rest R¹⁵, R¹⁶ oder R¹⁷ nicht vorhanden ist;

wobei der 5-gliedrige Heterocyclus die Formel



aufweist, worin "T" -CH-, N, NH- O oder S bedeutet; worin die Ringpositionen "P" und "Q" unabhängig voneinander aus Kohlenstoff, Stickstoff, Sauerstoff oder Schwefel ausgewählt sein können, wobei nur eine der Positionen "P", "Q" oder "T" Sauerstoff oder Schwefel sein kann und mindestens eine der Positionen "P", "Q" oder "T" ein Heteroatom sein muss;
wobei Ph² eine Gruppe der Formel



bedeutet;

R³ Chlor oder Fluor bedeutet;

R⁵ Wasserstoff, (C₁-C₆)Alkyl, Halogen, CF₃, (C₁-C₆)Alkoxy oder (C₁-C₆)Alkylthiol bedeutet;

R⁶ Wasserstoff oder Halogen bedeutet;

R⁷ Wasserstoff oder Halogen bedeutet;

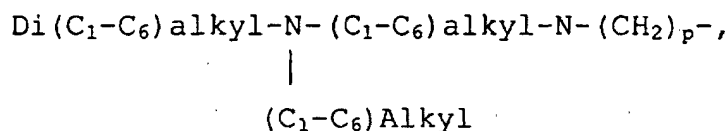
R⁸ Wasserstoff oder Halogen bedeutet;

R⁹ Wasserstoff, Halogen, CF₃, optional mit 1 - 3 Halogenatomen substituiertes (C₁-C₆)Alkyl, optional mit 1 - 3 Halogenatomen substituiertes (C₁-C₆)Alkoxy, (C₁-C₅)Alkylthiol, Amino-(CH₂)_s-, (C₁-C₆)Alkyl-NH- (CH₂)_s-, Di (C₁-C₆)alkyl-N-(CH₂)_s-, (C₃-C₇) Cycloalkyl-NH- (CH₂)_s-, H₂N- (C=O) - (CH₂)_s-, (C₁-C₆) Alkyl-HN- (C=O) - (CH₂)_s-, Di (C₁-C₆) alkyl-N- (C=O) - (CH₂)_s-, (C₃-C₇) Cycloalkyl-NH- (C=O) - (CH₂)_s-, R¹³O- (CH₂)_s-, R¹³O- (C=O) - (CH₂)_s-, H (O=C) -NH- (CH₂)_s-, (C₁-C₆) Alkyl- (O=C) -NH- (CH₂)_s-,

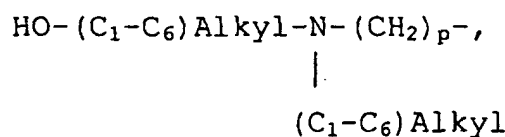
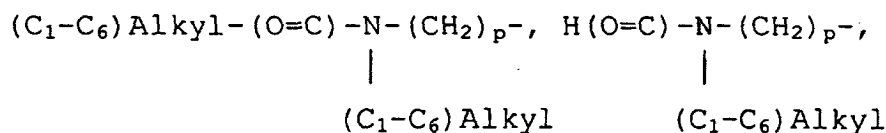
(C₁-C₆) Alkyl- (O=C) -N- (CH₂)_s, H- (O=C) -N- (CH₂)_s, H- (C=O) -CH₂)_s-,



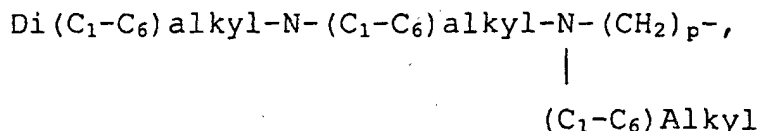
(C₁-C₆)Alkyl-(C=O)-, Hydroxy, Hydroxy-(C₁-C₆) alkyl-, (C₁-C₆)Alkyl-O-(C₁-C₆)alkyl- und -CN bedeutet; R¹⁰ und R¹⁴ unabhängig voneinander ausgewählt sind aus Wasserstoff, Halogen, CF₃, optional mit 1 - 3 Halogenatomen substituiertes (C₁-C₆)Alkyl, optional mit 1 - 3 Halogenatomen substituiertes (C₁-C₆) Alkoxy, (C₁-C₆)Alkylthiol, Amino-(CH₂)_p-, (C₁-C₆) Alkyl-NH-(CH₂)_p-, Di (C₁-C₆)alkyl-N- (CH₂)_p-, (C₃-C₇)Cycloalkyl-NH- (CH₂)_p-, Amino- (C₁-C₆) alkyl-NH-(CH₂)_p-, (C₁-C₆) Alkyl-NH- (C₁-C₆) alkyl-NH- (CH₂)_p-, Di (C₁-C₆) alkyl-N- (C₁-C₆) alkyl-NH-(CH₂)_p-,



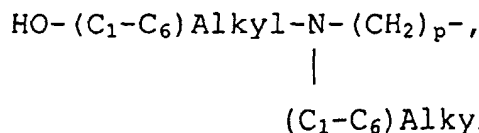
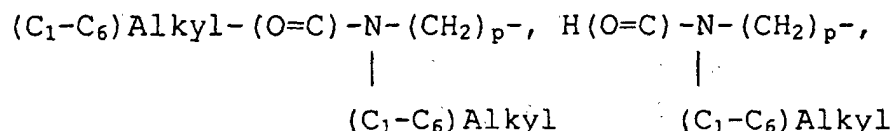
H₂N-(C=O)-(CH₂)_p-, (C₁-C₆)Alkyl-HN-(C=O)-(CH₂)_p-, Di (C₁-C₆)-alkyl-N- (C=O) - (CH₂)_p-, (C₃-C₇) Cycloalkyl-NH- (C=O) - (CH₂)_p-, R¹³O- (CH₂)_p-, R¹³O- (C=O) - (CH₂)_p-, H(O=C) -O-, H (O=C) -O- (C₁-C₆) - alkyl-, H (O=C) -NH- (CH₂)_p-, (C₁-C₆) Alkyl- (O=C) -NH- (CH₂)_p-, -CHO, H- (C=O) - (CH₂)_p-, (C₁-C₆)Alkyl-(C=O)-(CH₂)_p-,



(C₁-C₆) Alkyl- (C=O) -O-NH- (CH₂)_p-, Amino- (C₁-C₆) alkyl- (C=O) -O- (CH₂)_p-, (C₁-C₆) Alkyl-NH- (C₁-C₆)-alkyl-(C=O)-O-(CH₂)_p-, Di (C₁-C₆) alkyl-N- (C₁-C₆) alkyl- (C=O) -O-(CH₂)_p-, Amino- (C₁-C₆) alkyl-O- (C=O) -O-(CH₂)_p-, (C₁-C₆) Alkyl-NH-(C₁-C₆) alkyl-O- (C=O) - (CH₂)_p-, Di (C₁-C₆) alkyl-N- (C₁-C₆) alkyl-O-(C=O)- (CH₂)_p-, Hydroxy, Hydroxy- (C₁-C₆) alkyl-, Hydroxy- (C₁-C₆) - alkyl-NH-(CH₂)_p-, (C₁-C₆)Alkyl-O-(C₁-C₆) alkyl-, -CN, Piperidin-(CH₂)_p-, Pyrrolidin-(CH₂)_p- und 3-Pyrrolin-(CH₂)_p-, wobei das Piperidin, Pyrrolidin und 3-Pyrrolin der Piperidin-(CH₂)_p-, Pyrrolidin-(CH₂)_p- und 3-Pyrrolin-(CH₂)_p-Einheiten optional an einem der Ringkohlenstoffatome, die eine weitere Bindung tragen können, substituiert sein können mit einem Substituenten, der unabhängig voneinander ausgewählt ist aus Halogen, CF₃, optional mit 1 - 3 Halogenatomen substituiertem (C₁-C₆)Alkyl, optional mit 1 - 3 Halogenatomen substituiertem (C₁-C₆)Alkoxy, (C₁-C₆) Alkylthiol, Amino- (CH₂)_p-, (C₁-C₆) Alkyl-NH-(CH₂)_p-, Di (C₁-C₆) alkyl-N- (CH₂)_p-, (C₃-C₇)Cycloalkyl-NH- (CH₂)_p-, Amino-(C₁-C₆) alkyl-NH- (CH₂)_p-, (C₁-C₆) Alkyl-NH-(C₁-C₆) alkyl-NH-(CH₂)_p-, Di (C₁-C₆) alkyl-N- (C₁-C₆) alkyl-NH- (CH₂)_p-, (C₁-C₆) Alkyl-O-(C₁-C₆)alkyl,



H₂N-(C=O)-(CH₂)_p-, (C₁-C₆)Alkyl-HN-(C=O)-(CH₂)_p-, Di(C₁-C₆)-alkyl-N- (C=O) - (CH₂)_p-, (C₃-C₇) Cycloalkyl-NH-(C=O) - (CH₂)_p-, R¹³O- (CH₂)_p-, R¹³O- (C=O) - (CH₂)_p-, H (O=C) -O-, H (O=C) -O- (C₁-C₆) - Alkyl-, H (O=C) -NH-(CH₂)_p-, (C₁-C₆)Alkyl- (O=C) -NH- (CH₂)_p-, -CHO, H-(C=O)-(CH₂)_p-, (C₁-C₆)Alkyl-(C=O)-,



(C₁-C₆) Alkyl= (C=O) -O-NH- (CH₂)_p-, Amino- (C₁-C₆) alkyl- (C=O) -O-(CH₂)_p-, (C₁-C₆) Alkyl-NH- (C₁-C₆) - alkyl-(C=O) -O- (CH₂)_p-, Di (C₁-C₆) alkyl-N- (C₁-C₆) alkyl- (C=O) -O- (CH₂)_p-, Hydroxy, Hydroxy-(C₁-C₆) alkyl-, Hydroxy-(C₁-C₆) alkyl-NH-(CH₂)_p- und -CN;

R₁₁ Wasserstoff oder Halogen bedeutet;

R¹² Wasserstoff, -CN oder Halogen bedeutet;

R¹³ Wasserstoff, (C₁-C₆)Alkyl, (C₁-C₆)Alkyl- (C=O)-, (C₁-C₆)-Alkyl-O-(C=O)-, (C₁-C₆)-Alkyl-NH-(C=O) oder Di (C₁-C₆)alkyl-N-(C=O)- bedeutet;

R¹⁵ Wasserstoff, -CN, (C₁-C₆)Alkyl, Halogen, CF₃, -CHO oder (C₁-C₆)Alkoxy bedeutet;

R¹⁶ Wasserstoff, -CN, (C₁-C₆)Alkyl, Halogen, CF₃, -CHO oder (C₁-C₆)Alkoxy bedeutet;

R¹⁷ Wasserstoff, -CN, (C₁-C₆)Alkyl, Amino-(C₁-C₆)alkyl-, (C₁-C₆) Alkyl-NH- (C₁-C₆)alkyl-, Di (C₁-C₆) alkyl-N- (C₁-C₆) alkyl-, Halogen, CF₃, -CHO oder (C₁-C₆)Alkoxy bedeutet; n eine ganze Zahl von Null bis 3 ist;

jedes p in unabhängiger Weise eine ganze Zahl von Null bis 4 ist;

s eine ganze Zahl von Null bis 4 ist;

worin die gestrichelte Bindung eine optionale Doppelbindung bedeutet;

wobei:

i) wenn R⁹ Wasserstoff bedeutet, einer der Reste R¹¹ und R¹² von Wasserstoff verschieden ist;

ii) wenn R³ Chlor ist, R⁵ Methyl ist, R⁶, R⁷ und R⁸ Wasserstoff sind, und K, L und M gleich Kohlenstoff sind, dann

(a) einer der Reste von R¹⁴ bis R¹⁷ von Wasserstoff verschieden sein muss oder

(b) R¹⁷ von Wasserstoff oder Methyl verschieden sein muss;

und die pharmazeutisch akzeptablen Salze dieser Verbindungen.

2. Verbindung nach Anspruch 1, worin R³ Fluor ist.

3. Verbindung nach Anspruch 1, worin R¹ Ph¹ ist und einer der Reste R⁵, R⁶, R⁷ und R⁸ Fluor, Brom, Chlor, Methyl oder Trifluormethyl ist.

4. Verbindung nach Anspruch 1, worin R¹ Ph¹ ist und R⁵ Fluor, Brom, Chlor, Methyl oder Trifluormethyl ist.

5. Verbindung nach Anspruch 2, worin R¹ Ph¹ ist und R⁵ Fluor, Brom, Chlor, Methyl oder Trifluormethyl ist.

6. Verbindung nach Anspruch 1, worin R² Ph² ist und entweder R⁹ Fluor, Chlor, -CN oder Hydroxy ist oder R¹⁰ -CHO, Chlor, Fluor, Methyl, (C₁-C₆)Alkyl-NH-(CH₂)_p-, Di(C₁-C₆)alkyl-N-(CH₂)_p- oder Cyano ist.

7. Verbindung nach Anspruch 2, worin R² Ph² ist und entweder R⁹ Fluor, Chlor, -CN oder Hydroxy ist oder R¹⁰ -CHO, Chlor, Fluor, Methyl, (C₁-C₆)Alkyl-NH-(CH₂)_p-, Di(C₁-C₆)alkyl-N-(CH₂)_p- oder Cyano ist.

8. Verbindung nach Anspruch 1, worin R¹ optional mit Halogen, -CN, CF₃ oder (C₁-C₆)Alkyl substituiertes Heteroaryl ist.

9. Verbindung nach Anspruch 2, worin R¹ optional mit Halogen, -CN, CF₃ oder (C₁-C₆)Alkyl substituiertes Heteroaryl ist.

10. Verbindung nach Anspruch 6, worin R¹ optional mit Halogen, -CN, CF₃ oder (C₁-C₆)Alkyl substituiertes Heteroaryl ist.

11. Verbindung nach Anspruch 1, worin R¹ optional mit Chlor oder Methyl substituiertes Pyridin-3-yl ist.

12. Verbindung nach Anspruch 1, worin R¹ an der 2-Position des Pyridinrings mit Chlor oder Methyl substituiertes Pyridin-3-yl ist.

13. Verbindung nach Anspruch 1, worin R² Heteroaryl ist, wobei das Heteroaryl entweder einen optional substituierten 6-gliedrigen Heterocyclus, worin "K", "L" und "M" Kohlenstoff sind oder "K" und "L" Kohlenstoff sind und "M" Stickstoff ist (d.h. Pyrimidin-2-yl), oder einen optional substituierten 5-gliedrigen Heterocyclus, worin "T" Stickstoff ist, "P" Schwefel ist und "Q" Kohlenstoff ist, oder "T" Stickstoff oder Schwefel ist, "Q" Stickstoff oder Schwefel ist und "P" Kohlenstoff ist oder "T" Sauerstoff ist und "P" und "Q" jeweils Kohlenstoff sind, bedeutet.

14. Verbindung nach Anspruch 1, worin R² einen optional substituierten 6-gliedrigen Heterocyclus bedeutet, worin "K", "L" und "M" Kohlenstoff sind, worin R¹⁴ Wasserstoff, -CHO, Chlor, Fluor, Methyl, (C₁-C₆)Alkyl-NH-(CH₂)_p-, Di(C₁-C₆)alkyl-N-(CH₂)_p- oder Cyano bedeutet; R¹⁷ Wasserstoff, -CHO, Chlor, Fluor, Methyl, (C₁-C₆)Alkyl-NH-(C₁-C₆)alkyl, Di(C₁-C₆)alkyl-N-(C₁-C₆)alkyl oder Cyano bedeutet; oder R¹⁵ oder R¹⁶ unabhängig voneinander Wasserstoff, -CHO, Chlor, Fluor, Methyl oder Cyano bedeutet.

15. Verbindung nach Anspruch 1, worin R² einen optional substituierten 6-gliedrigen Heterocyclus bedeutet, wobei "K", "L" und "M" Kohlenstoff sind, und R¹⁴ Wasserstoff, -CHO, Methyl, (C₁-C₆)Alkyl-NH-(CH₂)_p-, Di(C₁-C₆)alkyl-N-(CH₂)_p- oder Cyano bedeutet.

16. Verbindung nach Anspruch 1, worin R² einen optional substituierten 5-gliedrigen Heterocyclus bedeutet, wobei "T" Stickstoff ist, "P" Schwefel ist und "Q" Kohlenstoff ist, und R¹⁴, R¹⁵ oder R¹⁶ jeweils unabhängig voneinander Wasserstoff, Chlor, Fluor, Methyl oder Cyano bedeutet.

17. Verbindung nach Anspruch 1, worin R² einen optional substituierten 5-gliedrigen Heterocyclus bedeutet, wobei "T" Stickstoff oder Schwefel ist, "Q" Schwefel oder Stickstoff ist und "P" Kohlenstoff ist, und R¹⁴ oder R¹⁵ unabhängig voneinander ausgewählt ist aus Wasserstoff, Chlor, Fluor, Methyl oder Cyano.

18. Verbindung nach Anspruch 1, wobei die Verbindung ausgewählt ist aus der Gruppe von:

3-(2-Chlor-phenyl)-2-[2-(5-diethylaminomethyl-2-fluorphenyl)-vinyl]-6-fluor-3H-chinazolin-4-on;

3-(2-Chlor-phenyl)-2-[2-(6-diethylaminomethyl-pyridin-2-yl)-vinyl]-6-fluor-3H-chinazolin-4-on;
 3-(2-Chlor-phenyl)-2-[2-(4-diethylaminomethyl-pyridin-2-yl)-vinyl]-6-fluor-3H-chinazolin-4-on;
 3-(2-Chlor-phenyl)-2-[2-(6-ethylaminomethyl-pyridin-2-yl)-vinyl]-6-fluor-3H-chinazolin-4-on;
 3-(2-Brom-phenyl)-2-[2-(6-diethylaminomethyl-pyridin-2-yl)-vinyl]-6-fluor-3H-chinazolin-4-on;
 3-(2-Chlor-phenyl)-6-fluor-2-[2-(6-methoxymethyl-pyridin-2-yl)-vinyl]-3H-chinazolin-4-on;
 6-Fluor-3-(2-methyl-pyridin-3-yl)-2-[2-(2-methyl-thiazol-4-yl)-vinyl]-3H-chinazolin-4-on;
 3-(2-Chlor-phenyl)-6-fluor-2-[2-(4-methyl-pyrimidin-2-yl)-vinyl]-3H-chinazolin-4-on;
 3-(2-Chlor-phenyl)-6-fluor-2-[2-[6-(isopropylamino-methyl)-pyridin-2-yl]-ethyl]-3H-chinazolin-4-on und
 2-[2-(5-Diethylaminomethyl-2-fluor-phenyl)-vinyl]-6-fluor-3-(2-methyl-pyridin-3-yl)-3H-chinazolin-4-on.

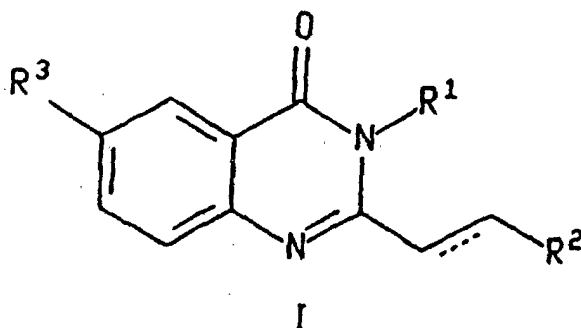
19. Pharmazeutische Zusammensetzung, die eine Verbindung der Formel (I) nach einem der Ansprüche 1 bis 18 oder ein pharmazeutisch akzeptables Salz derselben und einen pharmazeutisch akzeptablen Träger umfasst.

20. Verbindung der Formel (I) nach einem der Ansprüche 1 bis 18 oder ein pharmazeutisch akzeptables Salz derselben zur Verwendung als Medikament.

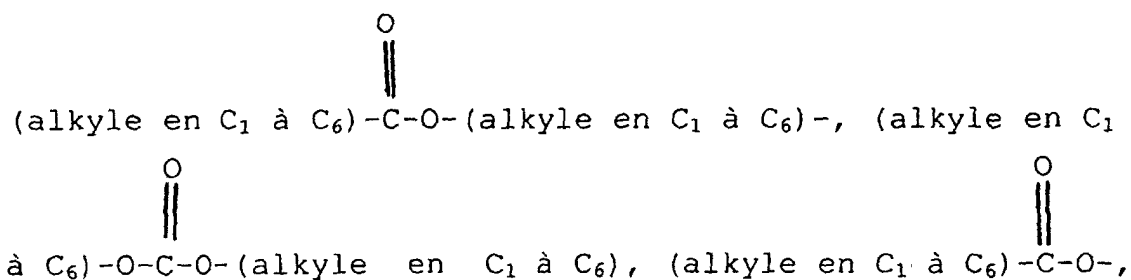
21. Verwendung einer Verbindung der Formel (I) nach einem der Ansprüche 1 bis 18 oder eines pharmazeutisch akzeptablen Salzes derselben bei der Herstellung eines Medikaments zur Behandlung von cerebralen Defiziten in Folge von einer Bypass-Operation und -transplantation am Herzen, Schlaganfall, Hirn-ischämie, Wirbelsäulentrauma, Kopftrauma, Alzheimer-Krankheit, Chorea Huntington, amyotrophischer Lateralsklerose, AIDS-induzierter Demenz, Muskelspasmen, Migränekopfschmerzen, Harninkontinenz, Psychose, Krämpfen, perinataler Hypoxie, Herzstillstand, hypoglykämischer Neuronenschädigung, Opiatgewöhnung und -entzug, Augenschädigung und Retinopathie, idiopathischer und arzneimittelinduzierter Parkinson-Krankheit, Angstzuständen, Erbrechen, Hirnödemen, chronischen Schmerzen oder tardiver Dyskinesie.

Revendications

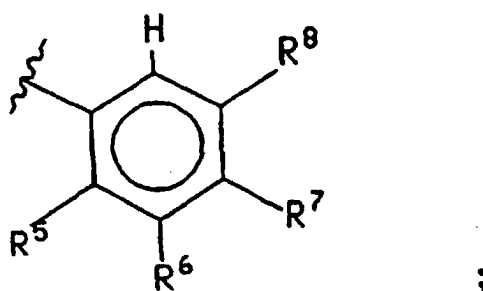
1. Composé de formule



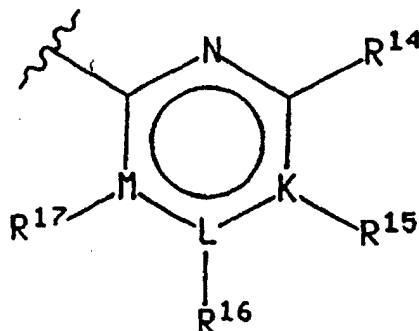
dans laquelle R¹ représente un groupe phényle, facultativement substitué, de formule Ph¹ ou hétéroaryle, ledit groupe hétéroaryle étant choisi dans le groupe consistant en les groupes pyridine-2-yle, pyridine-3-yle et pyridine-4-yle, ledit groupe hétéroaryle pouvant être facultativement substitué sur n'importe lequel des atomes de carbone du noyau capables de former une liaison supplémentaire, jusqu'à un maximum de trois substituants par noyau, avec un substituant choisi entre l'hydrogène, des groupes alkyle en C₁ à C₆, halogéno, trifluorométhyle, amino-(CH₂)ₙ-, (alkyle en C₁ à C₆)amino-(CH₂)ₙ-, di-(alkyle en C₁ à C₆)amino-(CH₂)ₙ-, alkoxy en C₁ à C₆, hydroxyalkyle en C₁ à C₆, (alkyle en C₁ à C₆)-O-(alkyle en C₁ à C₆)-, -CN,



hydroxy, $H-C(=O)-$, (alkyle en C_1 à C_6) $-C(=O)-(CH_2)_n-$, $HO-C(=O)-(CH_2)_n-$, (alkyle en C_1 à C_6) $-O-C(=O)-(CH_2)_n-$,
 $NH_2-C(=O)-(CH_2)_n-$, (alkyle en C_1 à C_6) $-NH-C(=O)-(CH_2)_n-$ et di-(alkyle en C_1 à C_6) $-NH-C(=O)-(CH_2)_n-$;
 ledit groupe Ph^1 est un groupe de formule

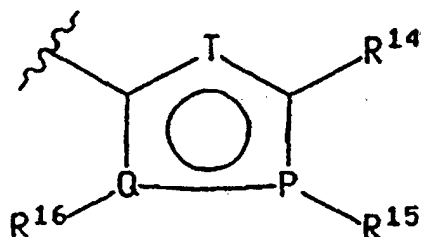


R^2 représente un groupe phényle de formule Ph^2 ou un hétérocycle penta- ou hexagonal, ledit hétérocycle hexagonal répondant à la formule



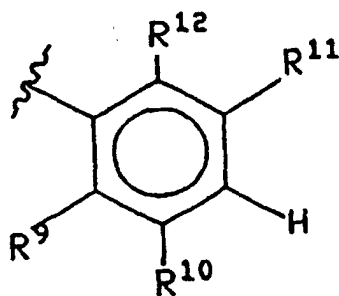
dans laquelle "N" représente un atome d'azote ; lesdites positions "K", "L" et "M" du noyau pouvant être choisies, indépendamment, entre le carbone et l'azote, sous réserve que i) une seule des positions "K", "L" et "M" puisse être occupée par un atome d'azote et ii) lorsque la position "K", "L" ou "M" est occupée par un atome d'azote, alors son groupe R^{15} , R^{16} ou R^{17} respectif soit absent ;

ledit hétérocycle pentagonal répondant à la formule



dans laquelle ledit symbole "T" représente un groupe -CH-, N, NH, O ou S ; les atomes desdites positions "P" et "Q" du noyau pouvant être choisis, indépendamment, entre le carbone, l'azote, l'oxygène et le soufre ; sous réserve qu'un seul de "P", "Q" et "T" puisse représenter l'oxygène ou le soufre et au moins un de "P", "Q" et "T" représente un hétéroatome ;

ledit groupe Ph² étant un groupe de formule



R³ représente un groupe chloro ou fluoro ;

R⁵ représente l'hydrogène, un groupe alkyle en C₁ à C₆, halogéno, CF₃, alkoxy en C₁ à C₆ ou alkylthiol en C₁ à C₆ ;

R⁶ représente l'hydrogène ou un groupe halogéno ;

R⁷ représente l'hydrogène ou un groupe halogéno ;

R⁸ représente l'hydrogène ou un groupe halogéno ;

R⁹ représente l'hydrogène, un groupe halogéno, CF₃, alkyle en C₁ à C₆ facultativement substitué avec un à trois atomes d'halogènes, alkoxy en C₁ à C₆ facultativement substitué avec un à trois atomes d'halogènes, alkylthiol en C₁ à C₆, amino-(CH₂)_s-, (alkyle en C₁ à C₆)-NH-(CH₂)_s-, di-(alkyle en C₁ à C₆)-N-(CH₂)_s-, (cycloalkyle en C₃ à C₇)-NH-(CH₂)_s-, H₂N- (C=O) - (CH₂)_s-, (alkyle en C₁ à C₆) -HN- (C=O)-(CH₂)_s-, di-(alkyle en C₁ à C₆) -N-(C=O)-(CH₂)_s-, (cycloalkyle en C₃ à C₇)-NH-(C=O)-(CH₂)_s-, R¹³O-(CH₂)_s-, R¹³O-(C=O)-(CH₂)_s-, H(O=C) -NH-(CH₂)_s-, (alkyle en C₁ à C₆)-(O=C) -NH- (CH₂)_s-,

(alkyle en C₁ à C₆) - (O=C) - N - (CH₂)_s-,

(alkyle en C₁ à C₆)

H (O=C) - N - (CH₂)_s-,

(alkyle en C₁ à C₆)

H-(C=O)-(CH₂)_s-, (alkyle en C₁ à C₆)-(C=O)-, hydroxy, hydroxyalkyle en C₁ à C₆, (alkyle en C₁ à C₆)-O- (alkyle

en C₁ à C₆)- et -CN ;

R¹⁰ et R¹⁴ sont choisis, indépendamment, entre l'hydrogène, des groupes halogéno, CF₃, alkyle en C₁ à C₆ facultativement substitué avec un à trois atomes d'halogènes, alkoxy en C₁ à C₆ facultativement substitué avec un à trois atomes d'halogènes, alkylthiol en C₁ à C₆, amino-(CH₂)_p-, (alkyle en C₁ à C₆)-NH-(CH₂)_p-, di-(alkyle en C₁ à C₆)-N-(CH₂)_p-, (cycloalkyle en C₃ à C₇)-NH-(CH₂)_p-, amino-(alkyle en C₁ à C₆)-NH-(CH₂)_p-, (alkyle en C₁ à C₆)-NH-(alkyle en C₁ à C₆)-NH-(CH₂)_p-, di-(alkyle en C₁ à C₆)-N-(alkyle en C₁ à C₆)-NH-(CH₂)_p-,

di-(alkyle en C₁ à C₆)-N-(alkyle en C₁ à C₆)-N-(CH₂)_p-,

(alkyle en C₁ à C₆)

H₂N-(C=O)-(CH₂)_p-, (alkyle en C₁ à C₆)-HN-(C=O)-(CH₂)_p-, di-(alkyle en C₁ à C₆)-N-(C=O)-(CH₂)_p-, (cycloalkyle en C₃ à C₇)-NH-(C=O)-(CH₂)_p-, R¹³O-(CH₂)_p-, R¹³O-(C=O)-(CH₂)_p-, H(O=C)-O-, H(O=C)-O-(alkyle en C₁ à C₆)-, H(O=C)-NH-(CH₂)_p-, (alkyle en C₁ à C₆)-(O=C)-NH-(CH₂)_p-, -CHO, H-(C=O)-(CH₂)_p-, (alkyle en C₁ à C₆)-(C=O)-(CH₂)_p-,

(alkyle en C₁ à C₆)-(O=C)-N-(CH₂)_p-, H(O=C)-N-(CH₂)_p-,

(alkyle en C₁ à C₆) (alkyle en C₁ à C₆)

HO-(alkyle en C₁ à C₆)-N-(CH₂)_p-,

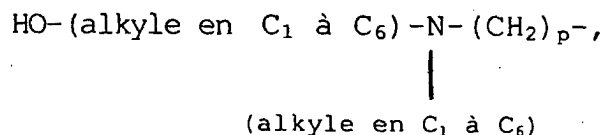
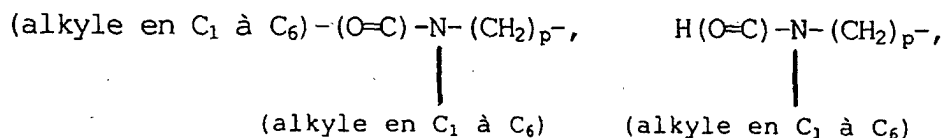
(alkyle en C₁ à C₆)

(alkyle en C₁ à C₆)-(C=O)-O-NH-(CH₂)_p-, amino-(alkyle en C₁ à C₆)-(C=O)O(CH₂)_p-, (alkyle en C₁ à C₆)-NH-(alkyle en C₁ à C₆)-(C=O)-O-(CH₂)_p-, di-(alkyle en C₁ à C₆)-N-(alkyle en C₁ à C₆)-(C=O)-O-(CH₂)_p-, amino-(alkyle en C₁ à C₆)-O-(C=O)-(CH₂)_p-, (alkyle en C₁ à C₆)-NH-(alkyle en C₁ à C₆)-O-(C=O)-(CH₂)_p-, di-(alkyle en C₁ à C₆)-N-(alkyle en C₁ à C₆)-O-(C=O)-(CH₂)_p-, hydroxy, hydroxy-(alkyle en C₁ à C₆)-, hydroxy-(alkyle en C₁ à C₆)-NH-(CH₂)_p-, (alkyle en C₁ à C₆)-O-(alkyle en C₁ à C₆)-, -CN, pipéridine-(CH₂)_p-, pyrrolidine-(CH₂)_p et 3-pyrroline-(CH₂)_p-, lesdits groupes pipéridine, pyrrolidine et 3-pyrroline desdits groupements pipéridine-(CH₂)_p-, pyrrolidine-(CH₂)_p et 3-pyrroline-(CH₂)_p-, pouvant être facultativement substitués sur n'importe lesquels des atomes de carbone du noyau capables de porter une liaison supplémentaire avec un substituant choisi, indépendamment, entre des substituants halogéno, CF₃, alkyle en C₁ à C₆ facultativement substitué avec un à trois atomes d'halogènes, alkoxy en C₁ à C₆ facultativement substitué avec un à trois atomes d'halogènes, alkylthiol en C₁ à C₆, amino-(CH₂)_p-, (alkyle en C₁ à C₆)-NH-(CH₂)_p-, di-(alkyle en C₁ à C₆)-NH-(CH₂)_p-, (cycloalkyle en C₃ à C₇)-NH-(CH₂)_p-, amino-(alkyle en C₁ à C₆)-NH-(CH₂)_p-, (alkyle en C₁ à C₆)-NH-(alkyle en C₁ à C₆)-NH-(CH₂)_p-, di-(alkyle en C₁ à C₆)-N-(alkyle en C₁ à C₆)-NH-(CH₂)_p-, (alkyle en C₁ à C₆)-O-(alkyle en C₁ à C₆)-,

di-(alkyle en C₁ à C₆)-N-(alkyle en C₁ à C₆)-N-(CH₂)_p-,

(alkyle en C₁ à C₆)

H₂N-(C=O)-(CH₂)_p-, (alkyle en C₁ à C₆)-HN-(C=O)-(CH₂)_p-, di-(alkyle en C₁ à C₆)-N-(C=O)-(CH₂)_p-, (cycloalkyle en C₃ à C₇)-NH-(C=O)-(CH₂)_p-, R¹³O-(CH₂)_p-, R¹³O-(C=O)-(CH₂)_p-, H(O=C)-O-, H(O=C)-O-(alkyle en C₁ à C₆)-, H(O=C)-NH-(CH₂)_p-, (alkyle en C₁ à C₆)-(O=C)-NH-(CH₂)_p-, -CHO, R-(C=O)-(CH₂)_p-, (alkyle en C₁ à C₆)-(C=O)-,



(alkyle en C_1 à C_6)-(C=O)-O-NH-(CH₂)_p-, amino-(alkyle en C_1 à C_6)-(C=O)-O-(CH₂)_p-(alkyle en C_1 à C_6)-NH-(alkyle en C_1 à C_6)-(C=O)-O-(CH₂)_p-, di-(alkyle en C_1 à C_6)-N-(alkyle en C_1 à C_6)-(C=O)-O-(CH₂)_p-, hydroxy, hydroxyalkyle en C_1 à C_6 -, hydroxy-(alkyle en C_1 à C_6)-NH-(CH₂)_p- et -CN ;

R¹¹ représente l'hydrogène ou un groupe halogéno ;

R¹² représente l'hydrogène, un groupe -CN ou halogène ;

R¹³ représente l'hydrogène, un groupe alkyle en C_1 à C_6 , (alkyle en C_1 à C_6)-(C=O)-, (alkyle en C_1 à C_6)-O-(C=O)-, (alkyle en C_1 à C_6)-NH-(C=O)- ou di-(alkyle en C_1 à C_6)-N-(C=O) ;

R¹⁵ représente l'hydrogène, un groupe -CN, alkyle en C_1 à C_6 , halogéno, CF₃-, -CHO ou alkoxy en C_1 à C_6 ;

R¹⁶ représente l'hydrogène, un groupe -CN, alkyle en C_1 à C_6 , halogéno, CF₃-, -CHO ou alkoxy en C_1 à C_6 ;

R¹⁷ représente l'hydrogène, un groupe -CN, alkyle en C_1 à C_6 , amino-alkyle en C_1 à C_6 -, (alkyle en C_1 à C_6)-NH-(alkyle en C_1 à C_6)-, di-(alkyle en C_1 à C_6)-N-(alkyle en C_1 à C_6)-, halogéno, CF₃-, -CHO ou alkoxy en C_1 à C_6 ;

n représente un nombre entier de zéro à 3 ;

chaque indice p représente, indépendamment, un nombre entier de zéro à 4 ;

s représente un nombre entier de zéro à 4 ;

la ligne discontinue représente une double liaison facultative ;

sous réserve que : i) lorsque R⁹ représente l'hydrogène, un des groupes R¹¹ et R¹² soit autre que l'hydrogène ; ii) lorsque R³ représente un groupe chloro, R⁵ représente un groupe méthyle, R⁶, R⁷ et R⁸ représentent l'hydrogène et K, L et M représentent le carbone, alors (a) un des groupes R¹⁴ à R¹⁷ soit autre que l'hydrogène ou (b) R¹⁷ soit autre que l'hydrogène ou un groupe méthyle ; et les sels pharmaceutiquement acceptables de ces composés.

2. Composé suivant la revendication 1, dans lequel R³ représente un groupe fluoro.

3. Composé suivant la revendication 1, dans lequel R¹ représente un groupe Ph¹ et un des groupes R⁵, R⁶, R⁷ et R⁸ représente un groupe fluoro, bromo, chloro, méthyle ou trifluorométhyle.

4. Composé suivant la revendication 1, dans lequel R¹ représente un groupe Ph¹ et R⁵ représente un groupe fluoro, bromo, chloro, méthyle ou trifluorométhyle.

5. Composé suivant la revendication 2, dans lequel R¹ représente un groupe Ph¹ et R⁵ représente un groupe fluoro, bromo, chloro, méthyle ou trifluorométhyle.

6. Composé suivant la revendication 1, dans lequel R² représente un groupe Ph² et R⁹ représente un groupe fluoro, chloro, -CN ou hydroxy, ou bien R¹⁰ représente un groupe -CHO, chloro, fluoro, méthyle, (alkyle en C_1 à C_6)-NH-(CH₂)_p-, di-(alkyle en C_1 à C_6)-N-(CH₂)_p- ou cyano.

7. Composé suivant la revendication 2, dans lequel R² représente un groupe Ph² et R⁹ représente un groupe fluoro, chloro, -CN ou hydroxy, ou bien R¹⁰ représente un groupe -CHO, chloro, fluoro, méthyle, (alkyle en C_1 à C_6)-NH-(CH₂)_p-, di-(alkyle en C_1 à C_6)-N-(CH₂)_p- ou cyano.

8. Composé suivant la revendication 1, dans lequel R¹ représente un groupe hétéroaryle facultativement substitué avec un substituant halogéno, -CN, CF₃ ou alkyle en C_1 à C_6 .

9. Composé suivant la revendication 2, dans lequel R¹ représente un groupe hétéroaryle facultativement substitué avec un substituant halogéno, -CN, CF₃ ou alkyle en C_1 à C_6 .

10. Composé suivant la revendication 6, dans lequel R¹ représente un groupe hétéroaryle facultativement substitué avec un substituant halogéno, -CN, CF₃ ou alkyle en C₁ à C₆.
- 5 11. Composé suivant la revendication 1, dans lequel R¹ représente un groupe pyridine-3-yle facultativement substitué avec un substituant chloro ou méthyle.
12. Composé suivant la revendication 1, dans lequel R¹ représente un groupe pyridine-3-yle substitué en position 2 du noyau pyridine avec un substituant chloro ou méthyle.
- 10 13. Composé suivant la revendication 1, dans lequel R² représente un groupe hétéroaryle, ledit groupe hétéroaryle étant un hétérocycle hexagonal facultativement substitué dans lequel "K", "L" et "M" représentent le carbone, ou bien "K" et "L" représentent le carbone et M représente l'azote (c'est-à-dire un groupe pyrimidine-2-yle), ou bien ledit groupe hétéroaryle étant un hétérocycle pentagonal facultativement substitué dans lequel "T" représente l'azote, "P" représente le soufre et "Q" représente le carbone, ou "T" représente l'azote ou le soufre, "Q" représente l'azote ou le soufre et "P" représente le carbone, ou bien "T" représente l'oxygène et "P" et "Q" représentent chacun le carbone.
- 15 14. Composé suivant la revendication 1, dans lequel R² représente un hétérocycle hexagonal facultativement substitué dans lequel "K", "L" et "M" représentent le carbone, R¹⁴ représentant l'hydrogène, un groupe -CHO, chloro, fluoro, méthyle, (alkyle en C₁ à C₆)-NH-(CH₂)_p-, di-(alkyle en C₁ à C₆)-N-(CH₂)_p- ou cyano ; R¹⁷ représente l'hydrogène, un groupe -CHO, chloro, fluoro, méthyle, (alkyle en C₁ à C₆)-NH-(alkyle en C₁ à C₆), di-(alkyle en C₁ à C₆)-N-(alkyle en C₁ à C₆) ou cyano ; ou bien R¹⁵ et R¹⁶ représentent, indépendamment, l'hydrogène, un groupe -CHO, chloro, fluoro, méthyle ou cyano.
- 20 15. Composé suivant la revendication 1, dans lequel R² représente un hétérocycle hexagonal facultativement substitué dans lequel "K", "L" et "M" représentent le carbone et R¹⁴ représente l'hydrogène, un groupe -CHO, méthyle, (alkyle en C₁ à C₆)-NH-(CH₂)_p-, di-(alkyle en C₁ à C₆)-N-(CH₂)_p- ou cyano.
- 25 16. Composé suivant la revendication 1, dans lequel R² représente un hétérocycle pentagonal facultativement substitué dans lequel "T" représente l'azote, "P" représente le soufre et "Q" représente le carbone et R¹⁴, R¹⁵ et R¹⁶ représentent chacun, indépendamment, l'hydrogène, un groupe chloro, fluoro, méthyle ou cyano.
- 30 17. Composé suivant la revendication 1, dans lequel R² représente un hétérocycle pentagonal facultativement substitué dans lequel "T" représente l'azote ou le soufre, "Q" représente le soufre ou l'azote et "P" représente le carbone et R¹⁴ et R¹⁵ sont choisis, indépendamment, entre l'hydrogène, des groupes chloro, fluoro, méthyle et cyano.
- 35 18. Composé suivant la revendication 1, qui est choisi dans le groupe consistant en les composés suivants :

3-(2-chlorophényl)-2-[2-(5-diéthylaminométhyl-2-fluorophényl)-vinyl]-6-fluoro-3H-quinazoline-4-one ;
40 3-(2-chlorophényl)-2-[2-(6-diéthylaminométhylpyridine-2-yl)-vinyl]-6-fluoro-3H-quinazoline-4-one ;
3-(2-chlorophényl)-2-[2-(4-diéthylaminométhylpyridine-2-yl)-vinyl]-6-fluoro-3H-quinazoline-4-one ;
3-(2-chlorophényl)-2-[2-(6-éthylaminométhylpyridine-2-yl)-vinyl]-6-fluoro-3H-quinazoline-4-one ;
3-(2-bromophényl)-2-[2-(6-diéthylaminométhylpyridine-2-yl)-vinyl]-6-fluoro-3H-quinazoline-4-one ;
3-(2-chlorophényl)-6-fluoro-2-[2-(6-méthoxyméthylpyridine-2-yl)-vinyl]-3H-quinazoline-4-one ;
45 6-fluoro-3-(2-méthylpyridine-3-yl)-2-[2-(2-méthylthiazole-4-yl)-vinyl]-3H-quinazoline-4-one ;
3-(2-chlorophényl)-6-fluoro-2-[2-(4-méthylpyrimidine-2-yl)-vinyl]-3H-quinazoline-4-one ;
3-(2-chlorophényl)-6-fluoro-2-[2-[6-(isopropylaminométhyl)-pyridine-2-yl]-éthyl]-3H-quinazoline-4-one ; et
2-[2-(5-diéthylaminométhyl-2-fluorophényl)-vinyl]-6-fluoro-3-(2-méthylpyridine-3-yl)-3H-quinazoline-4-one.
- 50 19. Composition pharmaceutique qui comprend un composé de formule (I), suivant l'une quelconque des revendications 1 à 18, ou un de ses sels pharmaceutiquement acceptables, et un support pharmaceutiquement acceptable.
20. Composé de formule (I) suivant l'une quelconque des revendications 1 à 18, ou un de ses sels pharmaceutiquement acceptables, destiné à être utilisé comme médicament.
- 55 21. Utilisation d'un composé de formule (I), suivant l'une quelconque des revendications 1 à 18, ou d'un de ses sels pharmaceutiquement acceptables, dans la production d'un médicament destiné au traitement de déficiences cérébrales faisant suite à une intervention chirurgicale de dérivation cardiaque et une greffe, un ictus, une ischémie

EP 0 901 487 B9 (W1B1)

cérébrale, un traumatisme de la moelle épinière, un traumatisme cérébral, la maladie d'Alzheimer, la chorée de Huntington, la sclérose latérale amyotrophique, la démence induite par le SIDA, les spasmes musculaires, les céphalées de la migraine, l'incontinence urinaire, la psychose, des convulsions, l'hypoxie périnatale, un arrêt cardiaque, l'altération neuronale hypoglycémique, la tolérance aux opiacées, le sevrage des opaciées, l'altération oculaire et la rétinopathie, une maladie de Parkinson idiopathique et une maladie de Parkinson induite par un médicament, l'anxiété, les vomissements, l'oedème cérébral, la douleur chronique ou la dyskinésie tardive.

5

10

15

20

25

30

35

40

45

50

55