

(19)



Europäisches Patentamt
European Patent Office
Office européen des brevets



(11)

EP 0 936 150 B1

(12)

EUROPEAN PATENT SPECIFICATION

(45) Date of publication and mention
of the grant of the patent:
21.04.2004 Bulletin 2004/17

(51) Int Cl.7: **B65D 5/06**, B65D 5/42

(21) Application number: **98102532.3**

(22) Date of filing: **13.02.1998**

(54) **Pre-creased packaging sheet material for packaging pourable food products, and packages obtained thereby**

Vorgekerbtes Blattmaterial zum Verpacken flüssiger Nahrungsmittel und aus diesem hergestellte Verpackungen

Matériau d'emballage en feuille pré-rainuré pour produits alimentaires fluides et emballages ainsi obtenus

(84) Designated Contracting States:
AT CH DE DK ES FR GB IT LI NL SE

• **Norenstam, Rickard**
24491 Kävlinge (SE)

(43) Date of publication of application:
18.08.1999 Bulletin 1999/33

(74) Representative: **Cerbaro, Elena, Dr. et al**
STUDIO TORTA S.r.l.,
Via Viotti, 9
10121 Torino (IT)

(73) Proprietor: **TETRA LAVAL HOLDINGS & FINANCE**
SA
1009 Pully (CH)

(56) References cited:
EP-A- 0 000 374 **EP-A- 0 011 348**
EP-A- 0 027 668 **WO-A-97/34809**
US-A- 4 819 861

(72) Inventors:
• **Nilsson, Peter**
41100 Modena (IT)

EP 0 936 150 B1

Note: Within nine months from the publication of the mention of the grant of the European patent, any person may give notice to the European Patent Office of opposition to the European patent granted. Notice of opposition shall be filed in a written reasoned statement. It shall not be deemed to have been filed until the opposition fee has been paid. (Art. 99(1) European Patent Convention).

Description

TECHNICAL FIELD

[0001] Pourable food products such as fruit juice, wine, tea, tomato puree', long life (UHT) milk etc., are often packed in so-called one-way cartons made of laminated packaging material. The packaging material has a multi-layered structure including a fibre-based layer usually made of paper. The fibre-based layer is covered on both sides with a heat sealable plastics material such as polyethylene. The face of the material destined to come into contact with the food product is usually also covered with a barrier material such as aluminium foil, which is, in turn, covered with a layer of plastics material.

[0002] In accordance with one method of manufacturing sealed packages of pourable food products, laminated packaging material in the form of a web is continuously fed into a package forming, filling and sealing machine. When manufacturing aseptic packages, the web of packaging material passes through an aseptic chamber and is sterilized, for example by means of the application of a sterilizing agent such as hydrogen peroxide which is successively evaporated by heating and/or by irradiating the packaging material with light of appropriate wavelength and intensity. The sterilized web of laminated packaging material is bent and longitudinally sealed to form a packaging material tube. The packaging material tube in practice forms an extension of the aseptic chamber and is continuously filled with sterile or sterile treated liquid food product. The longitudinally sealed tube filled with liquid food product is then clamped between pairs of forming and sealing jaws, which transversely seal and form the product filled tube to produce pillow-shaped packages. The forming and sealing jaws may be mounted on pairs of reciprocating members. Such form, fill and seal machines for packaging pourable food products include e.g., the TBA/19® and TBA/21® filling machines, manufactured by Tetra Brik Packaging Systems, Via Delfini 1, Modena, Italy.

[0003] The filled and sealed pillow-shaped packages are then transported to a final folding station, where the pillow-shaped packages are mechanically folded into a final shape. Such types of packages include e.g., parallelepiped packages known by the registered trademarks Tetra Brik Aseptic® and Tetra Brik®, and substantially parallelepiped packages with bevelled comers commonly known by the registered trademarks Tetra Prisma® and Tetra Prisma Aseptic®.

[0004] The packaging material has formed thereon a succession of identical, equally-spaced crease patterns, each composed of a series of crease lines delimiting portions of the packaging material web which will eventually form the outer surfaces of the finished packages.

BACKGROUND ART

[0005] It is well known that when the pre-creased multi-layer laminated packaging material is folded to form a carton, several operations are carried out which stress the layers of the packaging material to varying degrees. First of all the packaging material web is unwound from a roll and longitudinally sealed. The longitudinally-sealed tube of packaging material is filled with product, clamped and the two opposite clamped ends of the packaging material tube are heat-sealed to form the above-mentioned pillow-shaped package. Each sealed end defines an upstanding fin, which is folded flat onto the end of the carton. The resulting configuration has triangular flaps at the corners of the package, which are folded in a known manner, to form a parallelepiped package.

Aseptic barrier integrity.

[0006] During the folding of the fin onto the end of the carton, one of the flattened sides of the packaging material tube is bent through 180 degrees in a first direction. This creates tension in the aseptic barrier layer of the material, which is bent through 180 degrees around the thicker intermediate layer of fibre-based material. As known, once the upstanding fin at the lower end of the carton has been folded flat onto the bottom of the carton, the triangular flaps formed at the bottom corners of the carton during the mechanical folding process, are also folded flat onto the bottom of the carton, and heat-sealed into position. The material in the area of the folded fin, located at the folding line of the triangular flap, is thus bent for a second time through 180 degrees, in a second direction which is perpendicular with respect to the first direction, thereby placing even further stresses on the already-tensioned aseptic barrier layer of the laminated packaging material. This area of the package where the packaging material is folded twice through an angle of 180 degrees, in two mutually perpendicular directions, is particularly susceptible to cracking of the aseptic barrier layer. In fact, if the stresses imposed on the inner barrier layer of the packaging material in this zone of the aseptic package exceed the tensile strength of the barrier material, cracks will form, which may be of such relevance that they can prejudice the integrity of the package and the sterility of its contents, thereby posing a serious health risk for the consumer.

[0007] In an effort to overcome this known problem, several solutions have been proposed, which have mainly been aimed at reducing the thickness of the fibre-based layer in the area of the packaging material where the double 180 degree fold will occur during the formation of a finished filled package. One such solution is known from European Patent No. 000374, which discloses a pre-creased packaging sheet material for manufacturing aseptic cartons for pourable food products as defined in the preamble of claim 1.

[0008] However, although such prior solutions provided a reliable method for reducing the thickness of the fibre-based layer in this zone of the package with the aim of reducing the stresses in the aseptic barrier layer, some cracking of the aseptic barrier layer still occurred. This was mainly due to the fact packaging material having a reduced thickness had to be bent around two integral layers of integral packaging material. Although some stresses due to bending were alleviated, in the finished package the integral layers pressed reduced thickness material against the inner lateral package wall, and the vibration and friction caused during transportation prejudiced the integrity of the aseptic barrier layer. Furthermore, the reduced-thickness portion of material prejudiced the mechanical strength of the package and its resistance to stresses imposed by handling and transportation. For example, aseptic packages of e. g., long-life (UHT) milk, may be transported in some countries on rough roads, and roughly handled many times during loading and unloading before reaching the consumer. In fact, prior solutions aimed at removing some of the fibre-based layer of the packaging material have never achieved wide-scale commercial success because of the fact that some cracking of the aseptic barrier could still occur, and the package was thus structurally weakened by removal of some of the strength-imparting fibre-based layer of packaging material, in one of the zones of the package which is most susceptible to damage during transportation and handling. The integrity of the packages manufactured in this manner could not be guaranteed when subjected to the rough transportation and handling. It should be borne in mind that any damage to the aseptic barrier layer causing a loss of integrity of the package can pose a serious health risk for the consumer.

[0009] EP-A-0 011 348 discloses a pre-creased packaging sheet material having double crease lines provided in the area corresponding to a lower sealing fin of the package, and extending in a substantially perpendicular direction with respect to the transversal crease lines of the packaging sheet material, in order to facilitate folding of the corner lugs of the package.

[0010] However, no reduced-thickness zones are disclosed.

[0011] Some recent developments in the manufacture of pre-creased packaging material permit the production of sealed aseptic carton-type packages with bevelled comers. Such packages are disclosed in published International Patent Application number PCT/US96/17743, filed by the same applicant. These packages have the advantage of reducing the quantity of packaging material required to package a given volume of product when compared to a purely parallelepiped package. The bevelled shape also affords a more comfortable grip when handling large-volume liquid-filled packages, e.g., two-litre packages, which in turn facilitates pouring. Stiffer paperboard is used in the manufacture of the packaging material destined for the pro-

duction of these large-volume aseptic packages with bevelled comers. The stiffer material provides the rigidity necessary for handling an opened package and pouring liquid contents therefrom without spillage. However, the increased stiffness of the fibre-based layer of the packaging material, has been found to increase the stresses imposed on the aseptic barrier layer, at the part of the bottom of the package where the material is bent twice, through 180 degrees, in the above-described manner. This may prejudice the integrity of the package and the quality of its contents, especially when subjected to less than ideal transportation and handling.

[0012] Therefore, there is a general need in the technical field of packaging pourable food products, to provide a packaging material which can be folded in a conventional manner to manufacture a carton-type package, including bending the material twice through 180 degrees in mutually orthogonal directions at a predetermined point, without thereby cracking the aseptic barrier layer of the packaging material and without reducing the mechanical strength of a liquid-filled package manufactured with such material. There is also the need to provide such a material which can be manufactured with the degree of stiffness required for manufacturing packages containing up to about two litres or more of liquid food product, without the increased degree of stiffness prejudicing the integrity of the aseptic barrier layer at the zone of the package where the material is bent twice through 180 degrees in mutually orthogonal directions.

Design correction.

[0013] The face of the laminated packaging material which will not come into contact with the food product has printed thereon a succession of identical, equally-spaced designs located on the portions of the packaging material web which will eventually form the outer surfaces of the finished packages. Therefore, the web of packaging material has to be fed to the reciprocating forming and sealing jaws of a packaging machine in such a manner that packages are formed, sealed, and mutually separated according to the designs printed on the package. Although the designs are printed on the packaging material at pre-set regular intervals, in practice, the location of the design may shift with respect to the forming and sealing jaws. This shifting of the position of the design is due primarily to continuously varying deformation of the packaging material which is subjected to mechanical pressure by the jaws, and also due to the fact that the packaging material is longitudinally sealed to form a tube which is filled with a liquid food product to be packaged. The liquid column within the tube exerts pulsating pressure on the longitudinally-sealed packaging material tube each time that it is clamped by the jaws for forming and sealing a liquid-filled package. Therefore, the position of the design has to be corrected. This correction operation is commonly known as design correction.

[0014] In modern machines for packaging pourable food products, photocells are connected to a programmable control unit which calculates the position of a bar code printed on the decorated side of a packaging material web, with respect to a reference position.

[0015] Drawing members, known as folding flaps, are provided on the sealing and forming jaws of liquid food packaging machines. The drawing members move relatively to the jaws to form triangular flaps at the upper and lower corners of semi-finished pillow-shaped packages formed between the forming and sealing jaws. When the programmable control unit calculates that the bar codes detected by the photocells are in a position other than the reference position, a motor used to feed the packaging material web, controlled by the programmable control unit, is controlled to run at either a slower or faster speed to correct the discrepancy. When the changes in the speed of the motor are not sufficient to correct the discrepancy, the following design correction system is activated:

[0016] When the programmable control unit calculates that the bar code detected by the photocells is in an elevated position, with respect to the reference position, a design correction system is activated for moving the drawing members such that they pull a slightly greater quantity of packaging material into the forming and sealing jaws during formation of the triangular flaps, thereby pulling the longitudinally-sealed packaging material tube slightly downwards with respect to its previous position. This operation is repeated until each successive bar code is detected by the photocells at the correct reference position, such that the design printed on the outer face of the packaging material is positioned correctly on the outer faces of the packages formed in the packaging machine.

[0017] On the contrary, when the programmable control unit calculates that the bar code detected by the photocells is in a lowered position with respect to the reference position, the design correction system is activated for moving the drawing members such that they allow a slightly smaller quantity of packaging material into the forming and sealing jaws during formation of the triangular flaps, thereby allowing each successive bar code on the longitudinally-sealed packaging material tube to be repositioned in a slightly more elevated position. This operation is repeated until each successive bar code is detected by the photocells at the correct reference position, such that the designs printed on the outer face of the packaging material are positioned correctly on the outer faces of packages formed in the packaging machine.

[0018] However, during manufacture of the web of pre-creased packaging material, the web is first pre-creased and then it is printed. During printing, the web is necessarily tensioned and unavoidably stretched, thereby causing discrepancies between the position of the crease lines provided on the material and the location of the printed bar code.

[0019] Therefore, there is a general need in the art to provide a pre-creased material for packaging pourable food products, which has a photocell-readable mark for the purposes of effecting design correction, wherein the mark is made on the paper web at the same time as the creasing lines, in order to ensure maximum accuracy in design correction.

OBJECTS OF THE INVENTION

[0020] Accordingly, a main object of the invention is to provide a pre-creased packaging sheet material including an aseptic barrier layer which, when folded and sealed to form an aseptic carton-type package for pourable food products, does not induce excessive stresses or cracking in the aseptic barrier layer, even when bent twice through 180 degrees in mutually orthogonal directions, and which is durable such that it can withstand transportation and handling without prejudicing the integrity of the package and the quality of its contents.

[0021] A further object of the invention is to provide a pre-creased packaging sheet material including an aseptic barrier layer, which can be folded and sealed to form an aseptic parallelepiped carton, with a stiffness suitable for containing up to two litres or more of pourable food products, without inducing excessive stresses or cracking in the aseptic barrier layer and without prejudicing its ability to withstand transportation and handling in rigorous conditions.

[0022] Another object of the invention is to provide a pre-creased packaging sheet material for manufacturing aseptic carton-type packages for pourable food products which permits a greater degree of accuracy to be achieved when performing the above-described design correction in a roll fed packaging machine of the form, fill and seal type.

[0023] Still another object of the invention is to provide a pre-creased, laminated packaging sheet material for packaging pourable food products, wherein the quantity of plastics materials can be reduced with respect to the known packaging materials.

DISCLOSURE OF THE INVENTION

[0024] These objects are achieved by a pre-creased packaging sheet material as claimed in claim 1.

[0025] In accordance with another aspect of the invention, there is provided an aseptic package for pourable food products which is manufactured with the packaging sheet material according to the invention.

BRIEF DESCRIPTION OF THE ACCOMPANYING DRAWINGS

[0026] A preferred embodiment of the pre-creased packaging sheet material for manufacturing aseptic packages for pourable food products will be described in detail, with reference to the accompanying drawing

figures wherein:

Figure 1 is an enlarged, schematic cross-sectional view of the pre-creased packaging sheet material according to the invention;

Figure 2 is an enlarged, schematic cross-sectional view of the pre-creased packaging sheet material according to the invention, showing a reduced thickness zone formed therein;

Figure 3 is a front elevation view of the pre-creased packaging sheet material for manufacturing aseptic packages for pourable food products according to the invention;

Figure 4 is an enlarged fragmentary front elevation view of the pre-creased packaging sheet material and the specific location of the reduced thickness portions formed thereon;

Figure 5 is a front elevation view of a package manufactured with the packaging sheet material illustrated in figures 1-4;

Figure 6 is a top plan view of the package of figure 5;

Figure 7 is an end elevation view of the package of figures 5 and 6;

Figure 8 is a fragmentary view of a transversely sealed packaging sheet material of the type used for manufacturing parallelepiped cartons, showing the position of the reduced thickness zones provided in accordance with the invention;

Figure 9 is a perspective view of a parallelepiped carton manufactured with the packaging sheet material of the type illustrated in figure 8, showing the location of the reduced thickness zones in accordance with the invention, and

Figure 10 is a schematic, enlarged cross-sectional view, taken along the line X-X of figure 9.

DESCRIPTION OF THE PREFERRED EMBODIMENT

[0027] With reference to the above-described drawing figures, the reference numeral 1 indicates the pre-creased packaging sheet material for manufacturing aseptic packages for pourable food products according to the invention. The packaging material 1 has a multi-layered structure including a fibre-based layer 2, preferably made of paper. The fibre-based layer 2 is covered on both sides with layers 3, 4 of a heat sealable plastics material such as, e.g., polyethylene. As shown in figure 2, the layer 3 may be composed of an outer polyethylene layer 3a, an inner polyethylene layer 3c, and an intermediate layer 3b of oriented polyethylene. The face of the packaging material 1 destined to come into contact with the food product is usually also covered with a barrier material such as aluminium foil 5, which is, in turn, covered with an inner surface layer 6 of plastics material that is destined to constitute the inner surface of a package. The inner surface layer 6 is constituted by a food-compatible plastics material which may be either extruded onto the barrier material, or provided in the form of a

film applied onto the barrier layer.

[0028] The packaging sheet material has a plurality of crease lines formed thereon for facilitating bending of the material to form a sealed and filled package 30. The way in which the material is folded and sealed to form the aseptic package 30 for liquid food products is known from the above-mentioned International Patent Application number PCT/US96/17743, filed by the same applicant, and thus will not be described herein. The crease lines formed on the packaging sheet material include a first transverse crease line 7 and a second transverse crease line 8 extending substantially across the entire width of the packaging sheet material 1. Mutually parallel wall panels 9, 10, 11, 12, 13, 14, 15, 16 and 17 extend perpendicularly between the first transverse crease line 7 and the second transverse crease line 8. The wall panels 9-17 may have any desired configuration and be provided in any number suitable to define the desired shape of the finished package. In the illustrated example, the wall panel 13 constitutes the front face of the package 30, the wall panels 9 and 17 constitute the rear face of the package 30, and the wall panels 11 and 15 constitute side faces of the package 30. The wall panels 10, 12, 14 and 16 constitute bevelled corners of the package 30, and are each defined by a pair of straight parallel lines which converge at their ends to meet at a predetermined points 10a, 12a, 14a, 16a and 10b, 12b, 14b, 16b on the first and second transverse crease lines 7, 8. The predetermined points correspond to the upper and lower corners of the finished package 30.

[0029] Third and fourth transverse crease lines, indicated respectively by the reference numerals 18 and 19, are located externally of the first and second transverse crease lines 7, 8. An upper end portion 20 of the package 30 is defined between the first transverse crease line 7 and the third transverse crease line 18. Similarly, a lower end portion 21 of the package 30 is defined between the second transverse crease line 8 and the fourth transverse crease line 19. Upper flaps 22, 23 and lower flaps 24, 25, preferably having a triangular configuration, are defined respectively on the upper end portion 20 and on the lower end portion 21. In a known manner, the upper flaps 22, 23 are destined to be folded onto the sides of the package 30 defined by the wall panels 11 and 15, while the lower flaps 24, 25 are destined to be folded flat against the bottom of the package defined by the lower end portion 21. Each flap is delimited by two pairs of flap crease lines 22a-22d, 23a-23d, and 24a-24d, 25a-25d which extend respectively across the upper and lower end portions 20, 21, from the third and fourth transverse crease lines 18, 19 and mutually converge towards the first and second transverse crease lines 7, 8. Upper and lower sealing fins 26, 27 are located externally of the upper and lower end portions 20, 21 and extend parallel to the transverse crease lines 7, 8, 18, 19.

[0030] At least two reduced-thickness portions or zones 31, 32 each intersect the fourth transverse crease

line adjacent to the lower end portion and are at least partially located on the lower sealing fin 27. In the reduced thickness zones, the multi-layered structure of the laminated packaging material comprises a layer of barrier material such as aluminium foil 5, which is covered on both sides with a plastics material 4, 6, while the fibre-based layer 2 and the outer plastics layer 3 covering the fibre-based layer 2 are removed. In the event that the layer 3 is structured in the manner shown in figure 2, the outer polyethylene layer 3a may be applied after forming the reduced-thickness zones 31,32, such that the layer 3a extends over the zones 31,32. The reduced thickness zones are provided at the points where, at the bottom of the finished package, the packaging material 1 is bent twice through 180 degrees.

[0031] However, it should be noted that in accordance with the invention, first and second double crease lines 33a,33b,34a,34b are provided in combination with the reduced thickness zones on the lower sealing fin 27. The first and second double crease lines extend in a substantially perpendicular direction with respect to the transverse crease lines 7,8,18,19. An important feature of the invention resides in the fact that each one of the reduced thickness zones 31,32 intersects the outermost crease lines 33a,34a of the first and second double crease lines 33a,33b,34a,34b.

[0032] More precisely, as clearly shown in figure 4, each reduced thickness zone 31, 32 intersects an outermost one 24a,25d of the flap crease lines 24a-24d, 25a-25d provided on the lower end portion 21, it intersects also the fourth transverse crease line 19, and it intersects the outermost crease line 33a,34a of the first and second double crease lines 33a,33b,34a,34b.

[0033] Third and fourth double crease lines 35a,35b, 36a,36b may also be positioned on the fourth transverse crease line, internally of the first and second double crease lines 33a-34b between the lower sealing fin 27 and the lower end portion 21. The third and fourth double crease lines 35a,35b,36a,36b preferably extend substantially perpendicularly with respect to the first and second crease lines 33a-34b and are located remote from the reduced thickness zones 31,32.

[0034] Thus, while the packaging material 1 at the innermost crease lines 33b,34b has the laminated structure shown in figure 1, the packaging material at the outermost crease lines 33a,34a, at the part thereof affected by the reduced thickness portions 31,32 has the laminated structure shown in figure 2.

[0035] With reference to figures 8-10, a packaging material for manufacturing a parallelepiped package and a package are shown, wherein parts identical to those in the above-described embodiment, are identified by the same reference numerals. Figure 8, schematically shows an opened-out tube of packaging material, which has been transversely sealed, and the fin 27 has been bent 180 degrees and folded against the lower end portion 21 of the package. As shown in figure 9, material at the fin 27 is bent a second time through

180 degrees, as the flaps 24, 25 are folded against the lower end portion 21. Figure 10 schematically illustrates the resulting three layers 1a, 1b and 1c of packaging material at this point, and shows the location of the reduced thickness portions 31,32 in the innermost layer 1a. Since the radius of curvature of the innermost layer 1a is lessened by the reduced thickness portions 31, 32, stresses are reduced in the overlying layers 1b,1c, thereby preventing cracking of the aseptic barrier in these layers of material.

[0036] Thus, the above-described structural combination of double crease lines and intersecting reduced thickness portions has been found to be extremely advantageous and fully meets the objects of the present invention.

[0037] The reduced thickness portions 31,32 are made in the packaging material 1 by forming holes, extending part of the way through the material, known as pre-punched holes. The pre-punched holes 31,32 preferably have a diameter of 6mm-7mm, but may be sized according to requirements, providing that each pre-punched hole is large enough to intersect both the fourth transverse crease line 19 and one of the outermost crease lines 33a,34a, of the first and second double crease lines. This operation is carried out in the converting factory where the material is laminated in a known manner. Since each pre-punched hole is formed at the same time as the crease pattern is formed on the packaging material, the pre-punched hole is extremely accurately positioned with respect to the actual crease pattern. Therefore, when a design correction has to be made in a roll-fed packaging machine of the form, fill and seal type, (in the manner explained heretofore) the sensors which are usually employed for reading a printed bar code, can instead be used to read the pre-punched holes 31,32. In other words, instead of reading a mark which is printed when the packaging material is stretched, whereby the position of the mark can vary with respect to the position of the actual crease pattern, the pre-punched hole (formed at the same time as the crease pattern) is read to provide improved accuracy in design correction.

[0038] Moreover, the specific structural combination of reduced thickness portions and first and second double crease lines, with the reduced thickness portions intersecting the outermost crease lines of the first and second double crease lines provided on the sealing fin, have also been found to have the important advantage that when the packaging sheet material is folded and sealed to form an aseptic package for pourable food products, including bending twice through 180 degrees in mutually orthogonal directions, the aseptic barrier layer is not subjected to excess stresses and all cracking in the barrier layer 5 is prevented. Furthermore, it has been found that packages 30 having a double crease lines 33a,33b,34a,34b on the lower sealing fin 27 and reduced thickness portions 31,32 intersecting the outermost crease lines 33a,34a of the double crease lines

have increased durability, i.e., they can be transported and handled in severe conditions, without thereby prejudicing the integrity of the package and the quality of the contents. On the contrary, packages manufactured with known pre-creased packaging sheet materials subjected to the same conditions suffered damage in the aseptic barrier layer of the material constituting the package.

[0039] Furthermore, the stiffness of the fibre-based layer 2 can be increased for manufacturing aseptic packages containing up to two litres or more of pourable food products, without inducing excessive stresses or cracking in the aseptic barrier layer and still without prejudicing its ability to withstand transportation and handling in rigorous conditions.

[0040] It has also been found that the invention permits the quantity of plastics material in the layer 6 to be reduced. For example, when manufacturing cartons having a volume of 1500 ml, the layer 6 in the packaging material according to the invention may have a thickness of only 34 microns, whereas a thickness of 40 microns was necessary in the prior art material. This saving is significant when one considers that billions of such packages are manufactured annually.

[0041] The present invention may be modified without thereby departing from the scope of the appended claims.

Claims

1. A pre-creased packaging sheet material (1) for manufacturing aseptic packages (30) for pourable food products, said packaging sheet material (1) having a laminated structure including at least one fibre-based layer (2) and at least one aseptic barrier layer (5) and comprising; first and second transverse crease lines (7,8), mutually parallel wall panels (9-17) extending perpendicularly between said first and second transverse crease lines (7,8), third and fourth transverse crease lines (18,19) located externally of said first and second transverse crease lines (7,8), an upper end portion (20) located between said first (7) and third (18) transverse crease lines, a lower end portion (21) located between said second (8) and fourth (19) transverse crease lines, flaps (22-25) defined on said upper and lower end portions (20,21) and each delimited by flap crease lines (22a-22d,23a-23d,24a-24d, 25a-25d), upper and lower sealing fins (26,27) located externally of said upper and lower end portions (20,21) and extending parallel to said transverse crease lines (7,8,18,19) and at least two reduced-thickness zones (31,32) each intersecting said fourth transverse crease line (19) adjacent to said lower end portion (21), **characterized in that** it comprises first and second double crease lines (33a-34b) provided on said lower sealing fin (27)

and extending in a substantially perpendicular direction with respect to said transverse crease lines (7,8,18,19), and **in that** each one of said reduced thickness zones (31,32) intersects the outermost crease lines (33a,34a) of said double crease lines (33a-34b); at said outermost crease lines (33a,34a) of said first and second double crease lines (33a-34b), said reduced thickness zones (31,32) being constituted by said barrier layer (5) covered on both sides with at least one plastics material layer (4,6); the packaging sheet material for further comprising third and fourth double crease lines (35a-36b) positioned on said fourth transverse crease line (19) internally of said first and second double crease lines (33a-34b) between said lower sealing fin (27) and said lower end portion (21), said third and fourth double crease lines (35a-36b) extending substantially perpendicularly with respect to said first and second crease lines (33a-34b) and lying outside said reduced thickness portions (31,32).

2. A pre-creased packaging sheet material for manufacturing aseptic packages for pourable food products according to claim 1, **characterized in that** said first and second double crease lines (33a-34b) comprise innermost crease lines (33b,34b) extending proximate to and parallel to said outermost crease lines (33a,34a) outside said reduced thickness zones (31,32), said packaging sheet material (1) at said innermost crease lines (33b,34b) of said first and second double crease lines (33a-34b) comprising a fibre-based layer (2) covered on both sides with layers (3,4) of plastics material, an aseptic barrier layer (5) superimposed on one of said layers (4) of plastics material, and an inner surface layer of plastics material (6) superimposed on said aseptic barrier layer (5).
3. A pre-creased packaging sheet material according to one or more of claim 1 or 2 **characterized in that** sheet material is in the form of a web.
4. A pre-creased packaging sheet material according to one or more of claims 1-3, **characterized in that** sheet material is in the form of a blank.
5. An aseptic package for pourable food products (30), **characterized in that** it comprises a pre-creased packaging sheet material as defined in claims 1-4.

Patentansprüche

1. Vorgekerbtes Verpackungsblattmaterial (1) zur Herstellung aseptischer Verpackungen (30) für flüssige Nahrungsmittel wobei das Verpackungsblattmaterial (1) eine laminierte Struktur hat, die wenigstens eine Schicht (2) auf Faserbasis und wenig-

stens eine aseptische Sperrschicht (5) umfaßt, und folgendes aufweist: erste und zweite Querkerblinien (7, 8), zueinander parallele Wandfelder (9 - 17), die sich senkrecht zwischen den ersten und zweiten Kerblinien (7, 8) erstrecken, dritte und vierte Querkerblinien (18, 19), die außerhalb der ersten und zweiten Querkerblinien (7, 8) angeordnet sind, einen oberen Endabschnitt (20), der zwischen den ersten (7) und dritten (18) Querkerblinien angeordnet ist, einen unteren Endabschnitt (21), der zwischen den zweiten (8) und vierten (19) Querkerblinien angeordnet ist, Klappen (22 - 25), die an den oberen und unteren Endabschnitten (20, 21) gebildet und jeweils durch Klappenkerblinien (22a - 22d, 23a - 23d, 24a - 24d, 25a - 25d) abgegrenzt sind, obere und untere Versiegelungsrippen (26, 27) die außerhalb der oberen und unteren Endabschnitte (20, 21) angeordnet sind und sich parallel zu den Querkerblinien (7, 8, 18, 19) erstrecken, und wenigstens zwei Zonen (31, 32) mit reduzierter Dicke, die jeweils die vierte Querkerblinie (19) angrenzend an den unteren Endabschnitt (21) schneiden, **dadurch gekennzeichnet, daß** es erste und zweite Doppelkerblinien (33a - 34b) aufweist, die an der unteren Versiegelungsrippe (27) vorgesehen sind und sich in einer im wesentlichen bezüglich der Querkerblinien (7, 8, 18, 19) parallelen Richtung erstrecken, und daß jede der Zonen (31, 32) mit reduzierter Dicke die äußersten Kerblinien (33a, 34a) der Doppelkerblinien (33a - 34b) schneidet; wobei an den äußersten Kerblinien (33a, 34a) der ersten und zweiten Doppelkerblinien (33a - 34b) die Zonen (31, 32) von der Sperrschicht (5) gebildet sind, die an beiden Seiten mit wenigstens einer Schicht (4, 6) aus Kunststoffmaterial bedeckt ist; wobei das Verpackungsblattmaterial ferner dritte und vierte Doppelkerblinien (35a - 36b) aufweist, die an der vierten Querkerblinie (19) innerhalb der ersten und zweiten Doppelkerblinien (33a - 34b) zwischen der unteren Versiegelungsrippe (27) und dem unteren Endabschnitt (21) positioniert sind, wobei sich die dritten und vierten Doppelkerblinien (35a - 36b) im wesentlichen senkrecht bezüglich der ersten und zweiten Kerblinien (33a - 34b) erstrecken und außerhalb der Abschnitte (31, 32) reduzierter Dicke liegen.

2. Vorgekerbtes Verpackungsblattmaterial zur Herstellung aseptischer Verpackungen für flüssige Nahrungsmittel nach Anspruch 1, **dadurch gekennzeichnet, daß** die ersten und zweiten Doppelkerblinien (33a - 34b) innerste Kerblinien (33b, 34b) aufweisen, die sich nahe bei und parallel zu den äußersten Kerblinien (33a, 34a) außerhalb der Zonen (31, 32) reduzierter Dicke erstrecken, wobei das Verpackungsblattmaterial (1) an den innersten Kerblinien (33b, 34b) der ersten und zweiten Doppelkerblinien (33a - 34b) eine Schicht (2) auf Faserbasis aufweist, die an beiden Seiten mit Schichten (3,

4) aus Kunststoffmaterial bedeckt sind, eine aseptische Sperrschicht (5), die über eine der Schichten (4) aus Kunststoffmaterial gelegt ist, und eine Innenflächenschicht aus Kunststoffmaterial (6), die auf die aseptische Sperrschicht (5) gelegt ist.

3. Vorgekerbtes Verpackungsblattmaterial nach Anspruch 1 oder 2, **dadurch gekennzeichnet, daß** das Blattmaterial in Form einer Bahn vorliegt.
4. Vorgekerbtes Verpackungsblattmaterial nach Anspruch 1 oder 2, **dadurch gekennzeichnet, daß** das Blattmaterial in Form eines Zuschnitts vorliegt.
5. Aseptische Verpackung für flüssige Nahrungsmittel (30), **dadurch gekennzeichnet, daß** sie ein vorgekerbtes Verpackungsblattmaterial nach der Definition in den Ansprüchen 1 - 4 aufweist.

Revendications

1. Matériau d'emballage en feuille pré-rainuré (1) pour la fabrication d'emballages aseptiques (30) pour produits alimentaires fluides, le dit matériau d'emballage en feuille (1) ayant une structure stratifiée qui comprend au moins une couche à base de fibres (2) et au moins une couche de barrière aseptique (5) et comportant une première et une deuxième lignes rainurées transversales (7,8), des panneaux de paroi mutuellement parallèles (9-17) s'étendant perpendiculairement entre les dites première et deuxième lignes rainurées transversales (7, 8), une troisième et une quatrième lignes rainurées transversales (18, 19) situées à l'extérieur des dites première et deuxième lignes rainurées transversales (7, 8), une partie d'extrémité supérieure (20) située entre les dites première (7) et troisième (18) lignes rainurées transversales, une partie d'extrémité inférieure (21) située entre les dites deuxième (8) et quatrième (19) lignes rainurées transversales, des rabats (22-25) définis sur les dites parties d'extrémité supérieure et inférieure (20, 21) et délimités chacun par des lignes rainurées de rabat (22a-22d, 23a-23d, 24a-24d, 25a-25d), des ailettes de fermeture supérieure et inférieure (26, 27) situées à l'extérieur des dites parties d'extrémité supérieure et inférieure (20, 21) et s'étendant parallèlement aux dites lignes rainurées transversales (7, 8, 18, 19), et au moins deux zones d'épaisseur réduite (31, 32) en intersection chacune avec la dite quatrième ligne rainurée transversale (19) de façon adjacente à la dite partie d'extrémité inférieure (21), **caractérisé en ce qu'il** comprend une première et une deuxième doubles lignes rainurées (33a-34b) prévues sur la dite ailette de fermeture inférieure (27) et s'étendant dans une direction sensiblement perpendiculaire aux dites lignes rainurées transversales (7, 8,

18, 19), et **en ce que** chacune des dites zones d'épaisseur réduite (31, 32) est en intersection avec les lignes rainurées les plus extérieures (33a-34a) des dites doubles lignes rainurées (33a-34b) ; à l'endroit des dites lignes rainurées les plus extérieures (33a, 34a) des dites première et deuxième doubles lignes rainurées (33a-34b), les dites zones d'épaisseur réduite (31, 32) étant constituées par la dite couche de barrière (5) couverte sur les deux faces avec au moins une couche de matière plastique (4, 6) ; le matériau d'emballage en feuille comprenant en outre une troisième et une quatrième, doubles lignes rainurées (35a-36b) situées sur la dite quatrième ligne rainurée transversale (19) à l'intérieur des dites première et deuxième doubles lignes rainurées (33a-34b), entre la dite ailette de fermeture inférieure (27) et la dite partie d'extrémité inférieure (21), les dites troisième et quatrième doubles lignes rainurées (35a-36b) s'étendant sensiblement perpendiculairement aux dites première et deuxième doubles lignes rainurées (33a-34b) et étant situées en dehors des dites parties d'épaisseur réduite (31, 32).

2. Matériau d'emballage en feuille pré-rainuré pour la fabrication d'emballages aseptiques pour produits alimentaires fluides selon la revendication 1, **caractérisé en ce que** les dites première et deuxième doubles lignes rainurées (33a-34b) comprennent des lignes rainurées les plus intérieures (33b, 34b) qui s'étendant près des lignes rainurées les plus extérieures (33a, 34a) et parallèlement à celles-ci en dehors des dites zones d'épaisseur réduite (31, 32), le dit matériau d'emballage en feuille (1) à l'endroit des dites lignes rainurées les plus intérieures (33b, 34b) des dites première et deuxième doubles lignes rainurées (33a-34b) comprenant une couche à base de fibres (2) couverte sur les deux faces par des couches (3, 4) de matière plastique, une couche de barrière aseptique (5) superposée à une des dites couches (4) de matière plastique, et une couche de surface intérieure de matière plastique (6) superposée à la dite couche de barrière aseptique (5).
3. Matériau d'emballage en feuille pré-rainuré selon la revendication 1 ou 2, **caractérisé en ce que** le matériau en feuille est sous la forme d'une bande.
4. Matériau d'emballage en feuille pré-rainuré selon une ou plusieurs des revendications 1 à 3, **caractérisé en ce que** le matériau en feuille est sous la forme d'un flan.
5. Emballage aseptique pour produits alimentaires fluides (30), **caractérisé en ce qu'il** comprend un matériau d'emballage en feuille pré-rainuré selon les revendications 1 à 4.

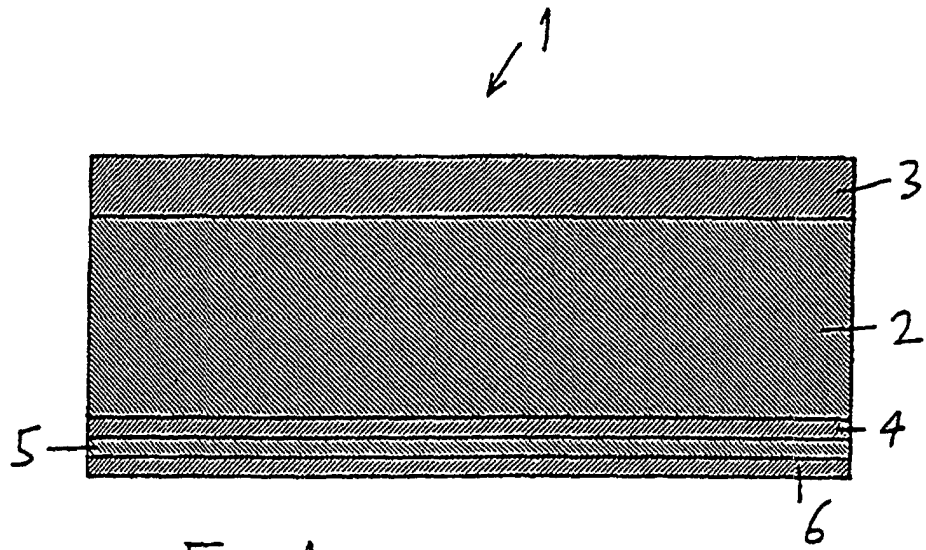


Fig. 1

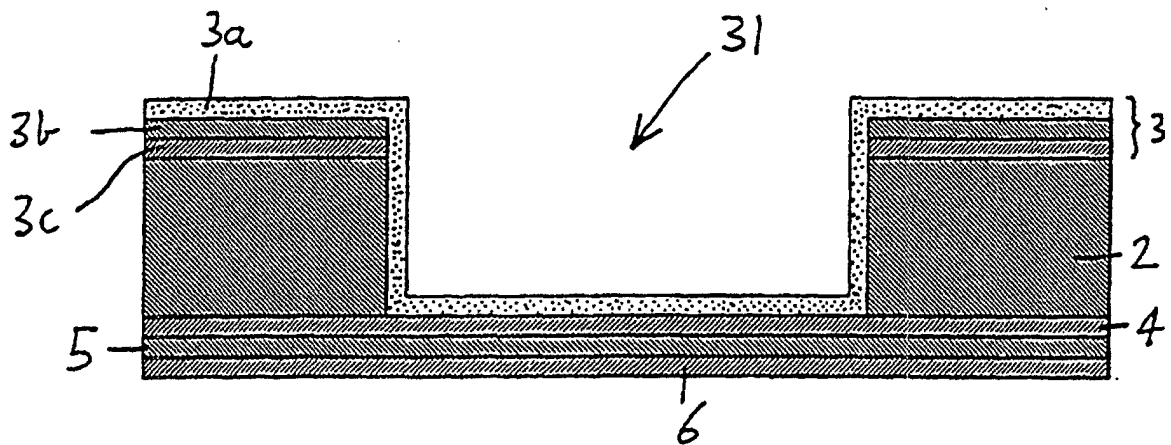
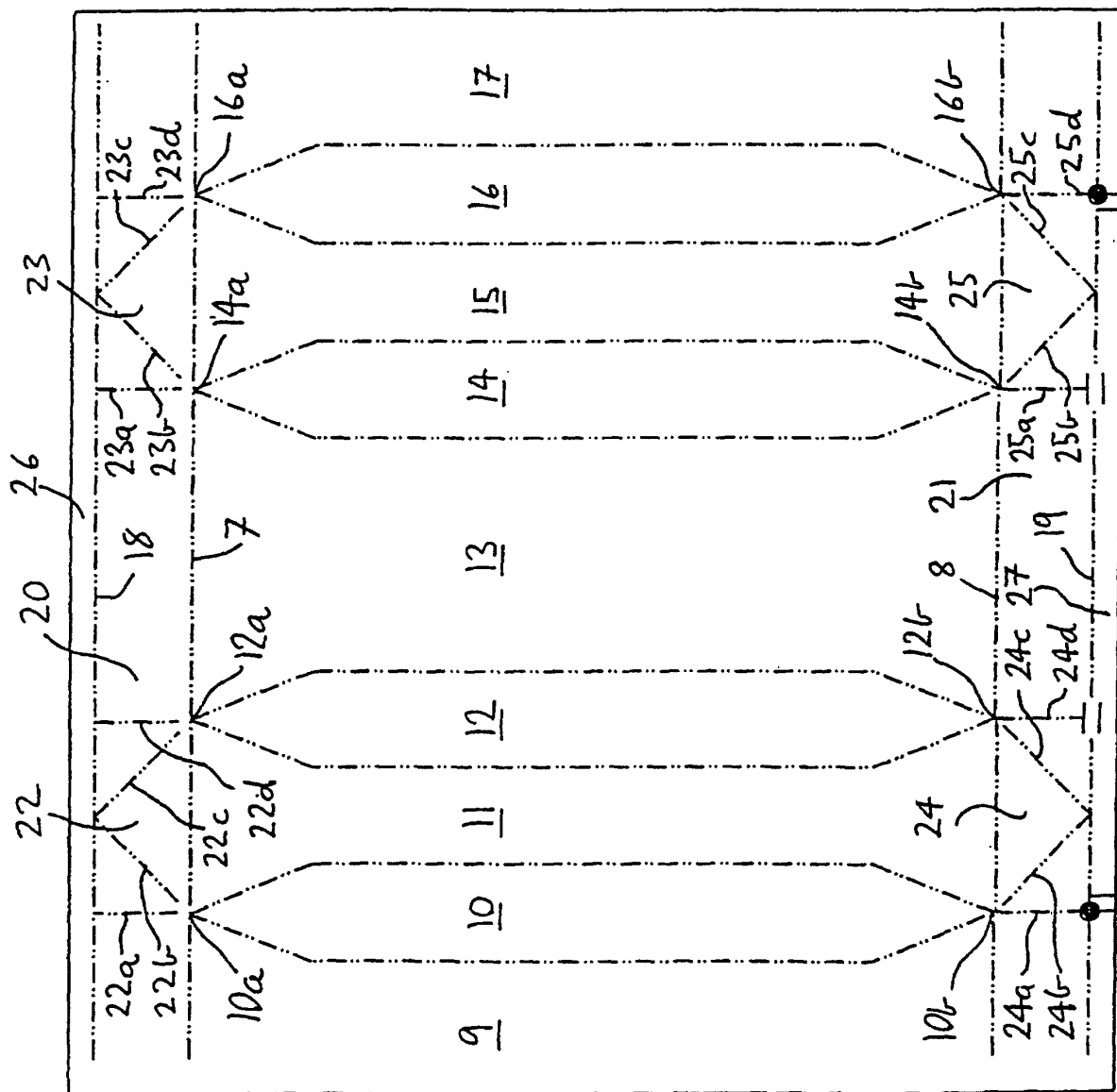
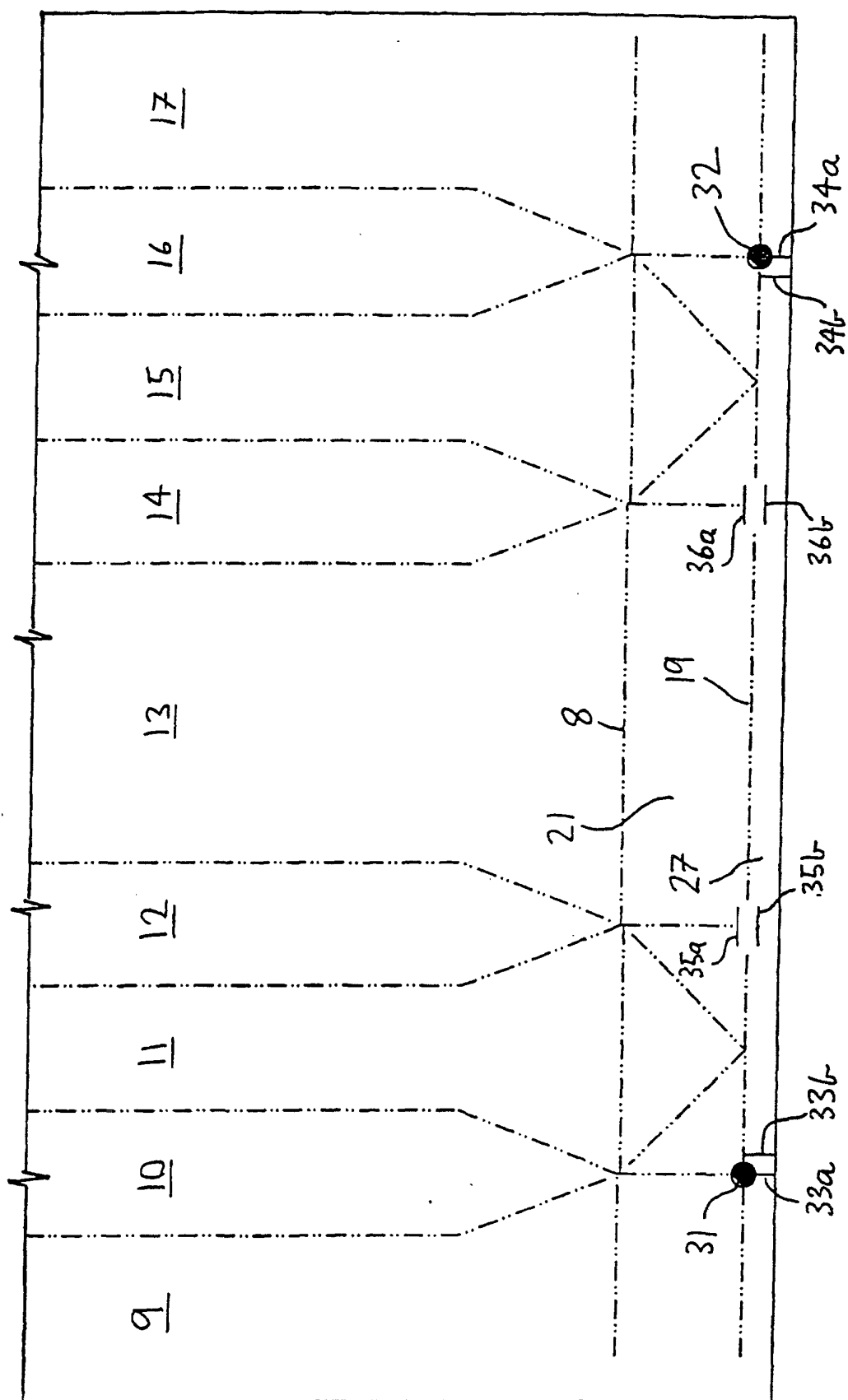


Fig. 2

Fig. 3





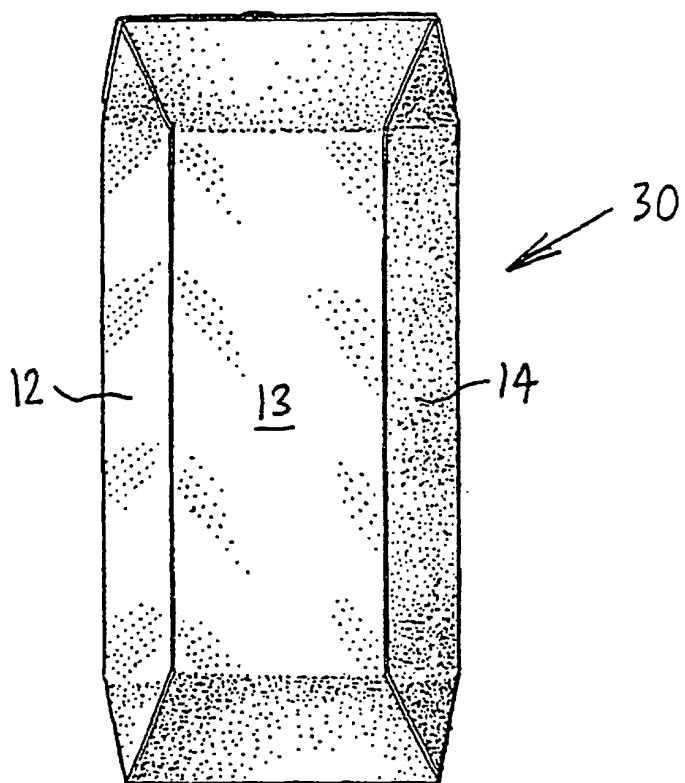


Fig. 5

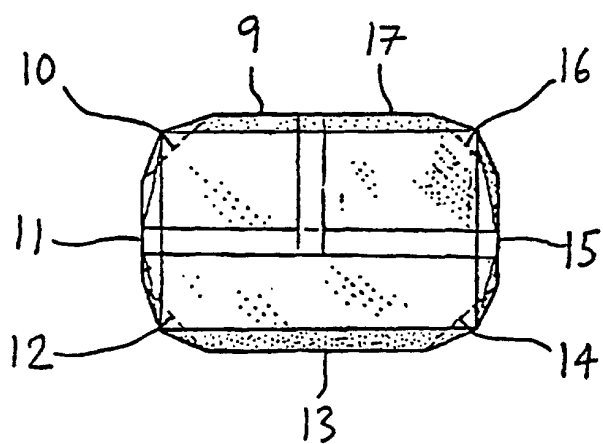


Fig. 6

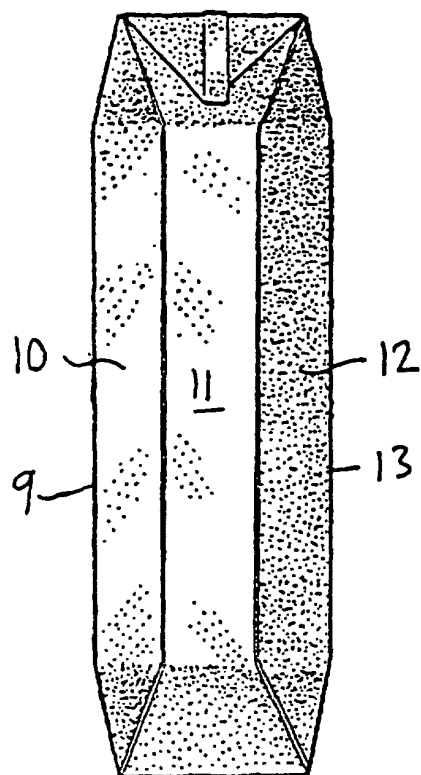


Fig. 7

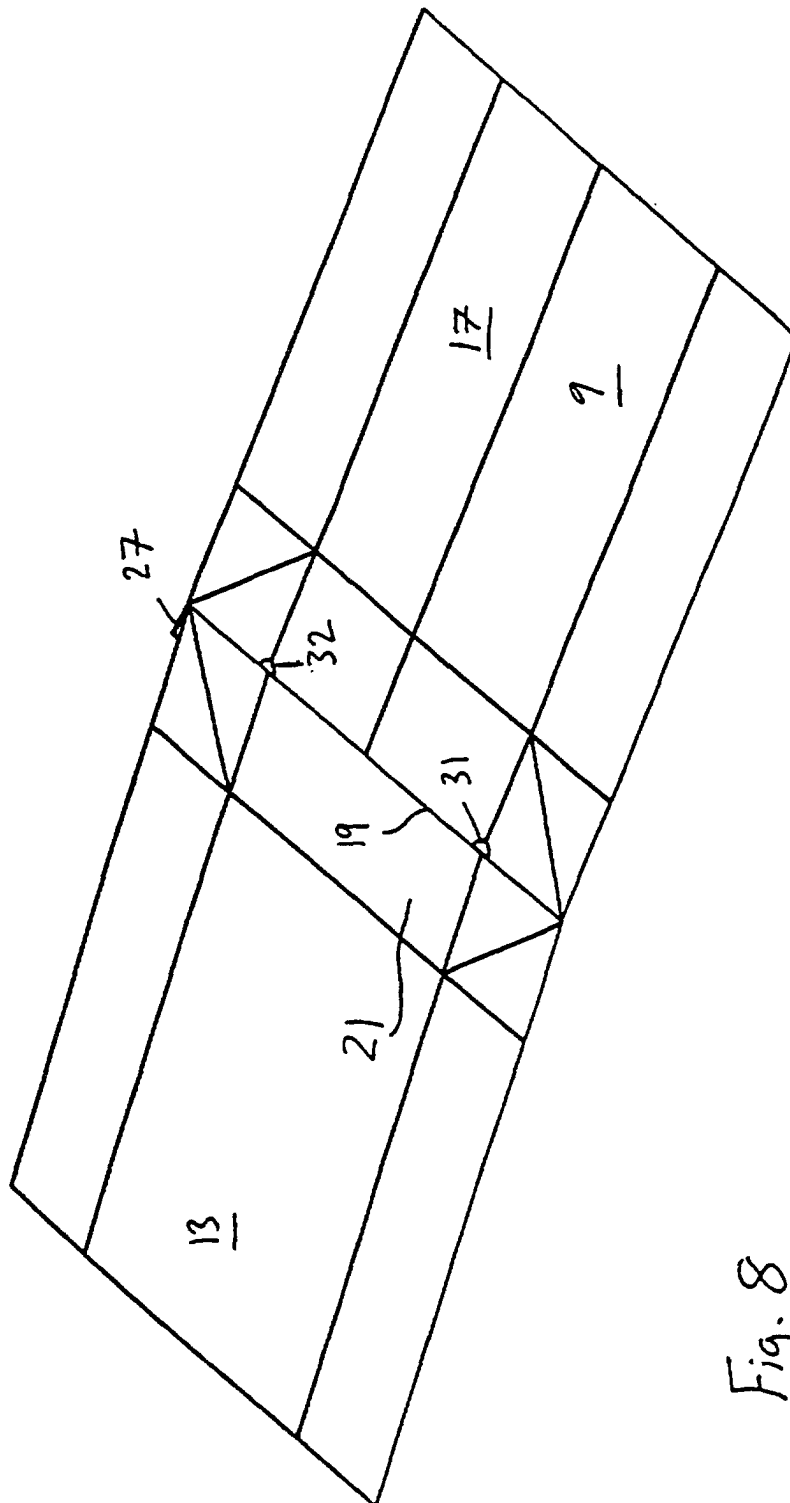
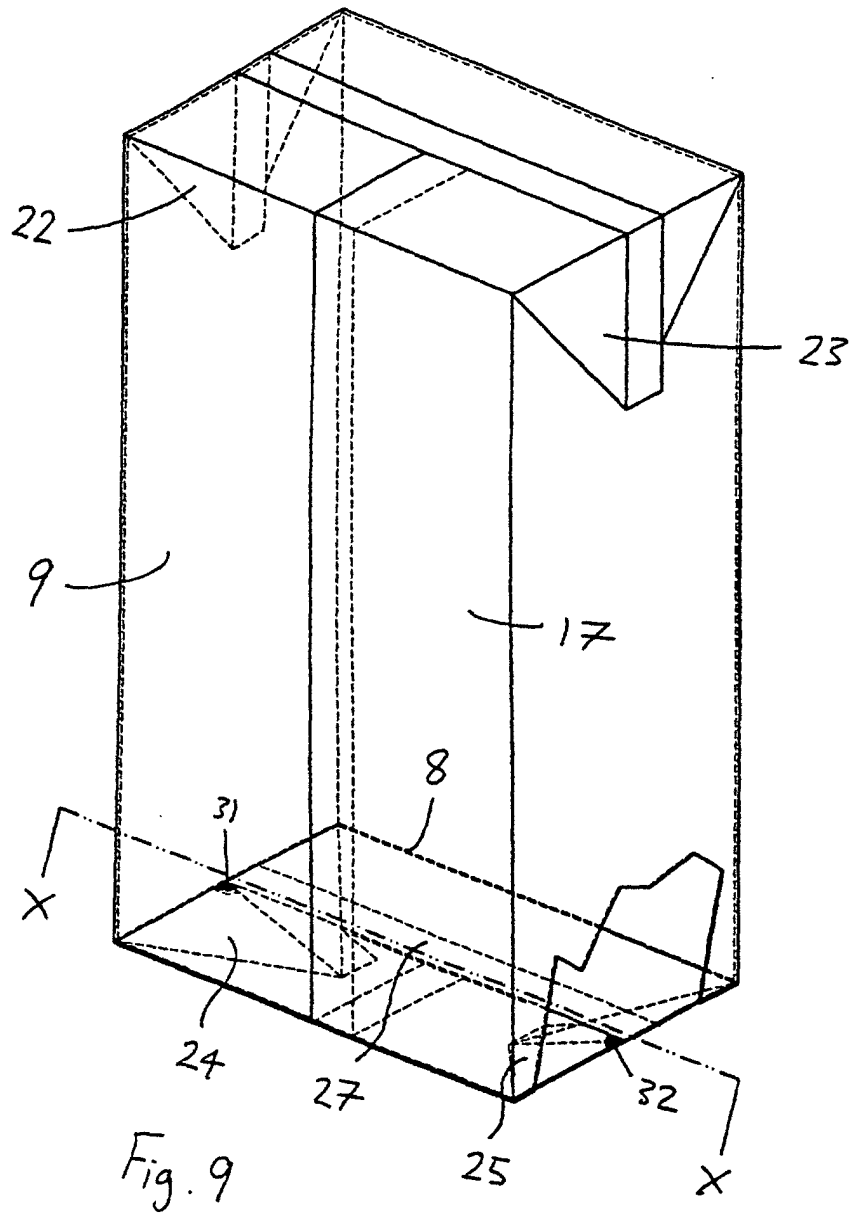


Fig. 8



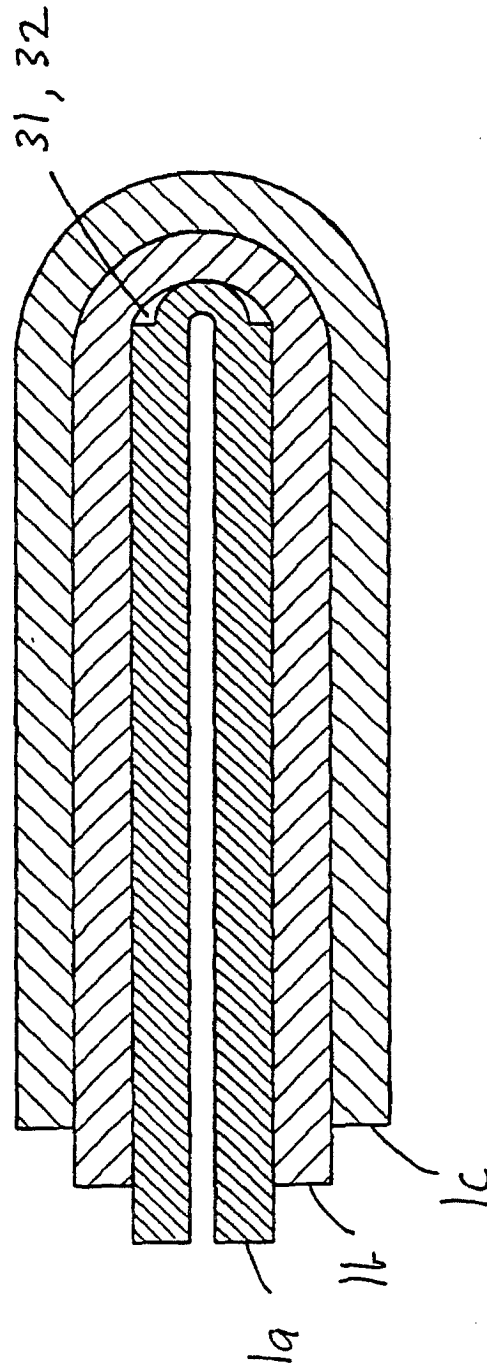


Fig. 10