

(19)



Europäisches Patentamt

European Patent Office

Office européen des brevets



(11)

EP 0 953 680 A1

(12)

EUROPEAN PATENT APPLICATION

(43) Date of publication:
03.11.1999 Bulletin 1999/44

(51) Int. Cl.⁶: **D21H 23/08**
// D21H17:29, D21H17:31

(21) Application number: **98850067.4**

(22) Date of filing: **27.04.1998**

(84) Designated Contracting States:
AT BE CH CY DE DK ES FI FR GB GR IE IT LI LU
MC NL PT SE
Designated Extension States:
AL LT LV MK RO SI

(71) Applicant: **AKZO NOBEL N.V.**
6800 SB Arnhem (NL)

(72) Inventors:
• **Klemets, Bore**
471 62 Höviksnäs (SE)

• **Hällström, Hans**
131 47 Nacka (SE)
• **Asplund, Anna**
442 50 Ytterby (SE)
• **Sikkar, Rein**
448 34 Floda (SE)

(74) Representative:
Jönsson, Christer
Eka Chemicals AB,
Patent Department,
Box 11556
100 61 Stockholm (SE)

(54) **A process for the production of paper**

(57) The invention relates to a process for the production of paper from a suspension containing cellulosic fibres, and optional fillers, which comprises adding to the suspension a drainage and/or retention aid comprising a cationic organic polymer, forming and dewatering the suspension on a wire, wherein the cationic organic polymer has an aromatic group and the suspension which is dewatered on the wire has a conductivity of at least 2.0 mS/cm.

EP 0 953 680 A1

Description

[0001] This invention relates to papermaking and more specifically to a process for the production of paper in which a cationic organic polymer having an aromatic group is added to a high conductivity papermaking stock. The process provides improved drainage and retention.

Background

[0002] In the papermaking art, an aqueous suspension containing cellulosic fibres, and optional fillers and additives, referred to as stock, is fed into a headbox which ejects the stock onto a forming wire. Water is drained from the stock through the forming wire so that a wet web of paper is formed on the wire, and the web is further dewatered and dried in the drying section of the paper machine. Water obtained by dewatering the stock, referred to as white water, which usually contains fine particles, e.g. fine fibres, fillers and additives, is normally recirculated in the papermaking process. Drainage and retention aids are conventionally introduced into the stock in order to facilitate drainage and increase adsorption of fine particles onto the cellulosic fibres so that they are retained with the fibres on the wire. Cationic organic polymers like cationic starch and cationic acrylamide-based polymers are widely used as drainage and retention aids. These polymers can be used alone but more frequently they are used in combination with other polymers and/or with anionic microparticulate materials such as, for example, anionic inorganic particles like colloidal silica, colloidal aluminium-modified silica and bentonite.

[0003] U.S. Pat. Nos. 4,980,025; 5,368,833; 5,603,805; and 5,607,552; European Pat. Appl. No. 752,496; and Internat. Pat. Appl. Publ. No. WO 97/18351 disclose the use of cationic and amphoteric acrylamide-based polymers and anionic inorganic particles as stock additives in papermaking. These additives are among the most efficient drainage and retention aids now in use. Similar systems are disclosed in European Pat. App. No. 805,234.

[0004] It has, however, been observed that the performance of drainage and retention aids comprising cationic organic polymers is deteriorated when used in stocks with high levels of salts, i.e. high conductivity, and dissolved and colloidal substances. Higher dosages of cationic polymer are normally required in such stocks but usually the drainage and retention effect obtained is still not entirely satisfactory. These problems are even more pronounced in paper mills where white water is extensively recirculated with the introduction of only low amounts of fresh water into the process, thereby further increasing the accumulation of salts and colloidal materials in the white water and the stock to be dewatered.

The Invention

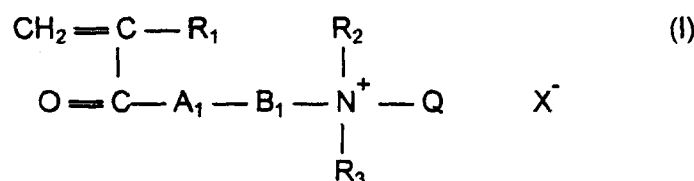
[0005] According to the present invention it has been found that improved drainage and retention can be obtained in stocks containing high levels of salt (high conductivity) and colloidal materials when using drainage and retention aids comprising a cationic organic polymer having an aromatic group. More specifically, the present invention relates to a process for the production of paper from a suspension containing cellulosic fibres, and optional fillers, which comprises adding to the suspension a cationic organic polymer, forming and dewatering the suspension on a wire, wherein the cationic organic polymer has an aromatic group and the suspension being dewatered on the wire has a conductivity of at least 2.0 mS/cm. In a preferred aspect of the invention, the process further comprises forming and dewatering the suspension on a wire to obtain a wet web containing cellulosic fibres, or paper, and white water, recirculating the white water and optionally introducing fresh water to form a suspension containing cellulosic fibres, and optional fillers, to be dewatered, wherein the amount of fresh water introduced is less than 30 tons per ton of dry paper produced. The invention thus relates to a process as further defined in the claims.

[0006] The process of this invention results in improved drainage and/or retention when using stocks having high contents of salt, and thus having high conductivity levels, and colloidal materials. Hereby the present invention makes it possible to increase the speed of the paper machine and to use lower dosages of additives to give a corresponding drainage and/or retention effect, thereby leading to an improved papermaking process and economic benefits. The invention is suitably applied to papermaking processes using wood-containing fibre stocks and so-called dirty or difficult stocks, for example those prepared from certain grades of recycled fibres, and/or processes with extensive white water recirculation and limited fresh water supply and/or processes using fresh water having high salt contents, in particular salts of di- and multivalent cations like calcium.

[0007] The cationic organic polymer having an aromatic group according to this invention, herein also referred to as "main polymer", is capable of functioning as a drainage and/or retention aid. The term "drainage and/or retention aid", as used herein, refers to one or more component which, when being added to a stock, give better drainage and/or retention than is obtained when not adding the said one or more components. Accordingly, the main polymer provides improved drainage and/or retention, either when used alone or when used in conjunction with one or more additional stock additives. The main polymer can be linear, branched or cross-linked, e.g. in the form of a microparticulate mate-

rial. Preferably the main polymer is water-soluble or water-dispersable, and it can be derived from natural or synthetic sources. The aromatic group of the main polymer can be present in the polymer backbone or be a pendent group or be present in a pendent group. Suitable aromatic (aryl) groups include those comprising a phenyl group, optionally substituted, a phenylene group, optionally substituted, and a naphthyl group, optionally substituted, for example groups having the general formulae $-\text{C}_6\text{H}_5$, $-\text{C}_6\text{H}_4-$, $-\text{C}_6\text{H}_3-$, and $-\text{C}_6\text{H}_2-$, e.g. in the form of phenylene ($-\text{C}_6\text{H}_4-$), xylylene ($-\text{CH}_2-\text{C}_6\text{H}_4-\text{CH}_2-$), phenyl ($-\text{C}_6\text{H}_5$), benzyl ($-\text{CH}_2-\text{C}_6\text{H}_5$), phenethyl ($-\text{CH}_2\text{CH}_2-\text{C}_6\text{H}_5$), and substituted phenyl (for example $-\text{C}_6\text{H}_4-\text{Y}$, $-\text{C}_6\text{H}_3\text{Y}_2$, and $-\text{C}_6\text{H}_2\text{Y}_3$) where one or more substituents (Y) attached to the phenyl ring can be selected from hydroxyl, halides, e.g. chloride, nitro, and hydrocarbon groups having from 1 to 4 carbon atoms.

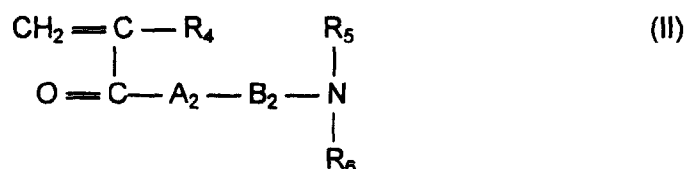
[0008] In a preferred embodiment of the invention, the main polymer is a synthetic polymer. Synthetic main polymers can be selected from homopolymers and copolymers prepared from one or more monomers comprising at least one monomer having an aromatic group. Suitable main polymers include cationic vinyl addition polymers obtained by polymerizing a cationic monomer or a monomer mixture comprising a cationic monomer represented by the general formula (I):



wherein R_1 is H or CH_3 ; R_2 and R_3 are each an alkyl group having from 1 to 3 carbon atoms, usually 1 to 2 carbon atoms; A_1 is O or NH; B_1 is an alkylene group having from 2 to 4 carbon atoms or a hydroxy propylene group; Q is a substituent containing an aromatic group, suitably a phenyl or substituted phenyl group, which can be attached to the nitrogen by means of an alkylene group usually having from 1 to 3 carbon atoms, suitably 1 to 2 carbon atoms, and preferably Q is a benzyl group ($-\text{CH}_2-\text{C}_6\text{H}_5$); and X^- is an anionic counterion, usually a halide like chloride. Examples of suitable monomers represented by the general formula (I) include quaternary monomers obtained by treating dialkylaminoalkyl (meth)acrylates, e.g. dimethylaminoethyl acrylate, dimethylaminoethyl methacrylate, diethylaminoethyl acrylate, diethylaminoethyl methacrylate and dimethylaminohydroxypropyl acrylate, and dialkylaminoalkyl (meth)acrylamides, e.g. dimethylaminoethyl acrylamide, dimethylaminoethyl methacrylamide, diethylaminoethyl acrylamide, diethylaminoethyl methacrylamide, dimethylaminopropyl acrylamide, dimethylaminopropyl methacrylamide, diethylaminopropyl acrylamide and diethylaminopropyl methacrylamide, with benzyl chloride. Preferred cationic monomers of the general formula (I) include dimethylaminoethylacrylate benzyl chloride quaternary salt and dimethylaminoethylmethacrylate benzyl chloride quaternary salt.

[0009] The main polymer can be a homopolymer prepared from the cationic monomer represented by the general formula (I) or a copolymer prepared from a monomer mixture comprising the cationic monomer represented by the general formula (I) and one or more copolymerizable monomers of other type. Copolymers can be prepared from a monomer mixture comprising from 1 to 99 mole%, suitably from 2 to 50 mole% and preferably from 5 to 20 mole% of the cationic monomer represented by the general formula (I), and from 99 to 1 mole%, suitably from 98 to 50 mole%, and preferably from 95 to 80 mole% of other copolymerizable monomers.

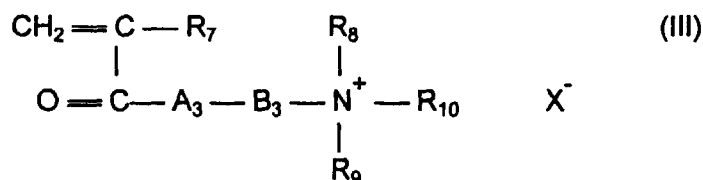
[0010] Suitable copolymerizable nonionic monomers include acrylamide, methacrylamide, vinylamides and monomers represented by the general formula (II):



wherein R_4 is H or CH_3 ; R_5 and R_6 are each an alkyl group having from 1 to 3 carbon atoms, usually 1 to 2 carbon atoms; A_2 is O or NH; B_2 is an alkylene group of from 2 to 4 carbon atoms or a hydroxy propylene group. Examples of suitable copolymerizable monomers of this type include acrylate-based monomers like dialkylaminoalkyl (meth)acrylates, e.g. dimethylaminoethyl acrylate, dimethylaminoethyl methacrylate, diethylaminoethyl acrylate, diethylamino-

thyl methacrylate, and dimethylaminohydroxypropyl acrylate, as well as acrylamide-based monomers like diallylaminoalkyl (meth)acrylamides, e.g. dimethylaminoethyl acrylamide, dimethylaminoethyl methacrylamide, diethylaminoethyl acrylamide, diethylaminoethyl methacrylamide, dimethylaminopropyl acrylamide, dimethylaminopropyl methacrylamide, diethylaminopropyl acrylamide, and diethylaminopropyl methacrylamide. Preferred copolymerizable nonionic monomers include acrylamide and methacrylamide. The main polymer is preferably an acrylamide-based polymer.

[0011] Suitable copolymerizable cationic monomers include the monomers represented by the general formula (III):



wherein R_7 is H or CH_3 ; R_8 , R_9 and R_{10} are each an alkyl group having from 1 to 3 carbon atoms, usually 1 to 2 carbon atoms; A_3 is O or NH; B_3 is an alkylene group of from 2 to 4 carbon atoms or a hydroxy propylene group, and X^- is an anionic counterion, usually methylsulphate or a halide like chloride. Examples of suitable cationic copolymerizable monomers include acid addition salts and quaternary ammonium salts of the dialkyl-aminoalkyl (meth)acrylates and dialkylaminoalkyl (meth)acrylamides mentioned above, usually prepared using acids like HCl, H_2SO_4 , etc., or quaternizing agents like methyl chloride, dimethyl sulphate, etc.; and diallyldimethylammonium chloride. Preferred copolymerizable cationic monomers include dimethylaminoethylacrylate methyl chloride quaternary salt, dimethylaminoethylmethacrylate methyl chloride quaternary salt and diallyldimethylammonium chloride. Copolymerizable anionic monomers like acrylic acid, methacrylic acid, various sulfonated vinyl addition monomers, etc. can also be employed and, preferably, in minor amounts.

[0012] The main polymer can also be selected from polymers prepared by condensation reaction of one or more monomers containing an aromatic group. Examples of such monomers include toluene diisocyanates, bisphenol A, phthalic acid, phthalic anhydride, etc., which can be used in the preparation of cationic polyurethanes, cationic polyamideamines, etc.

[0013] Alternatively, or additionally, the main polymer can be a polymer subjected to aromatic modification using an agent containing an aromatic group. Suitable modifying agents of this type include benzyl chloride and benzyl bromide. If the polymer contains a tertiary nitrogen which can be quaternized by the modifying agent, the use of such agents usually results in that the polymer is rendered cationic. Alternatively, the polymer to be subjected to aromatic modification can be cationic. In a preferred embodiment, polymers subjected to aromatic modification are derived from natural sources. Examples of suitable main polymers of this type include aromatically-modified cationic polysaccharides such as, for example, cationic starches and cationic guar gums.

[0014] Usually the charge density of the main polymer is within the range of from 0.1 to 6.0 meqv/g of dry polymer, suitably from 0.2 to 4.0 and preferably from 0.5 to 3.0. The molecular weight of synthetic main polymers is usually at least 500,000, suitably above 1,000,000 and preferably above 2,000,000. The upper limit is not critical; it can be about 50,000,000, usually 30,000,000 and suitably 25,000,000. The molecular weight of main polymers derived from natural sources may be the same, although deviations from these values may occur.

[0015] The main polymer of this invention may be in any state of aggregation such as, for example, in solid form, e.g. powders, in liquid form, e.g. solutions, emulsions, dispersions, including salt dispersions, etc. Examples of suitable main polymers for use in this invention include those described in U.S. Pat. Nos. 5,169,540; 5,708,071; and European Pat. Appl. Nos. 183,466; 525,751 and 805,234; the disclosures of which are hereby incorporated herein by reference. When being added to the stock, the main polymer is suitably in liquid form, e.g. in the form of an aqueous solution or dispersion.

[0016] The main polymer can be added into the stock to be dewatered in amounts which can vary within wide limits depending on, inter alia, type of stock, salt content, type of salts, filler content, type of filler, point of addition, etc. Generally the main polymer is added in an amount that give better retention than is obtained when not adding it. The main polymer is usually added in an amount of at least 0.001%, often at least 0.005% by weight, based on dry stock substance, whereas the upper limit is usually 3% and suitably 1.5% by weight.

[0017] In a preferred embodiment of this invention, the main polymer is used in conjunction with an additional stock additive, thereby forming a drainage and retention aid comprising two or more components, usually referred to as "drainage and/or retention system". Examples of suitable stock additives of this type include anionic microparticulate materials, e.g. anionic organic particles and anionic inorganic particles, water-soluble anionic vinyl addition polymers, low

molecular weight cationic organic polymers, aluminium compounds, and combinations thereof. In a preferred aspect of this embodiment, the main polymer is used in conjunction with an anionic microparticulate material, notably with anionic inorganic particles. In another preferred aspect of this embodiment, the main polymer is used in conjunction with anionic inorganic particles and a low molecular weight cationic organic polymer. In yet another preferred aspect of this embodiment, the main polymer is used in conjunction with anionic inorganic particles and an aluminium compound.

[0018] Anionic inorganic particles that can be used according to the invention include anionic silica-based particles and clays of the smectite type. It is preferred that the anionic inorganic particles are in the colloidal range of particle size. Anionic silica-based particles, i.e. particles based on SiO_2 or silicic acid, including colloidal silica, different types of polysilicic acid, colloidal aluminium-modified silica or aluminium silicates, and mixtures thereof, are preferably used. Anionic silica-based particles are usually supplied in the form of aqueous colloidal dispersions, so-called sols. Drainage and/or retention aids comprising suitable anionic silica-based particles are disclosed in U.S. Pat. Nos. 4,388,150; 4,927,498; 4,954,220; 4,961,825; 4,980,025; 5,127,994; 5,176,891; 5,368,833; 5,447,604; 5,470,435; 5,543,014; 5,571,494; 5,573,674; 5,584,966; 5,603,805; 5,688,482; and 5,707,493; which are all hereby incorporated herein by reference.

[0019] Anionic silica-based particles suitably have an average particle size below about 50 nm, preferably below about 20 nm and more preferably in the range of from about 1 to about 10 nm. As conventional in silica chemistry, the particle size refers to the average size of the primary particles, which may be aggregated or non-aggregated. The specific surface area of the silica-based particles is suitably above $50 \text{ m}^2/\text{g}$ and preferably above $100 \text{ m}^2/\text{g}$. Generally, the specific surface area can be up to about $1700 \text{ m}^2/\text{g}$ and preferably up to $1000 \text{ m}^2/\text{g}$. The specific surface area can be measured by means of titration with NaOH in known manner, e.g. as described by Sears in Analytical Chemistry 28(1956):12, 1981-1983 and in U.S. Pat. No. 5,176,891. The given area thus represents the average specific surface area of the particles.

[0020] In a preferred embodiment of the invention, the anionic inorganic particles are silica-based particles, e.g. colloidal silica or aluminium-modified silica, having a specific surface area within the range of from 50 to $1000 \text{ m}^2/\text{g}$ and preferably from 100 to $950 \text{ m}^2/\text{g}$. Preferably, the anionic inorganic particles are present in a silica sol having an S-value in the range of from 8 to 45%, preferably from 10 to 30%, containing silica particles with a specific surface area in the range of from 300 to $1000 \text{ m}^2/\text{g}$, suitably from 500 to $950 \text{ m}^2/\text{g}$, and preferably from 750 to $950 \text{ m}^2/\text{g}$, which particles can be non-aluminum-modified or aluminium-modified, suitably aluminium-modified and preferably the particles are surface-modified with aluminium to a degree of from 2 to 25% substitution of silicon atoms. The S-value can be measured and calculated as described by Iler & Dalton in J. Phys. Chem. 60(1956), 955-957. The S-value indicates the degree of aggregate or microgel formation and a lower S-value is indicative of a higher degree of aggregation.

[0021] In yet another preferred embodiment of the invention, the anionic inorganic particles are selected from polysilicic acid and colloidal aluminium-modified silica or aluminium silicate having a high specific surface area, suitably above about $1000 \text{ m}^2/\text{g}$. The specific surface area can be within the range of from 1000 to $1700 \text{ m}^2/\text{g}$ and preferably from 1050 to $1600 \text{ m}^2/\text{g}$. In the art, polysilicic acid is also referred to as polymeric silicic acid, polysilicic acid microgel, polysilicate and polysilicate microgel, which are all encompassed by the term polysilicic acid used herein. Aluminium-containing compounds of this type are commonly also referred to as polyaluminosilicate and polyaluminosilicate microgel, which are both encompassed by the terms colloidal aluminium-modified silica and aluminium silicate used herein.

[0022] Clays of the smectite type that can be used in the process of the invention are known in the art and include naturally occurring, synthetic and chemically treated materials. Examples of suitable smectite clays include montmorillonite/bentonite, hectorite, beidelite, nontronite and saponite, preferably bentonite and especially such bentonite which after swelling preferably has a surface area of from 400 to $800 \text{ m}^2/\text{g}$. Suitable clays are disclosed in U.S. Pat. Nos. 4,753,710; 5,071,512; and 5,607,552, which are hereby incorporated herein by reference, the latter patent disclosing mixtures of anionic silica-based particles and smectite clays, preferably natural bentonites.

[0023] Anionic organic particles that can be used according to the invention include highly cross-linked anionic vinyl addition polymers, suitably copolymers comprising an anionic monomer like acrylic acid, methacrylic acid and sulfonated vinyl addition monomers, usually copolymerized with nonionic monomers like (meth)acrylamide, alkyl (meth)acrylates, etc. Useful anionic organic particles also include anionic condensation polymers, e.g. melamine-sulfonic acid sols. Water-soluble anionic vinyl addition polymers that can be used according to the invention include copolymers comprising an anionic monomer like acrylic acid, methacrylic acid and sulfonated vinyl addition monomers, usually copolymerized with nonionic monomers like acrylamide, alkyl acrylates, etc., for example those disclosed in U.S. Pat. Nos. 5,098,520 and 5,185,062, the teachings of which are incorporated herein by reference.

[0024] Low molecular weight (hereinafter LMW) cationic organic polymers that can be used according to the invention include those commonly referred to and used as anionic trash catchers (ATC). ATC's are known in the art as neutralizing and/or fixing agents for detrimental anionic substances present in the stock and the use thereof in combination with drainage and/or retention aids often provide further improved drainage and/or retention. The LMW cationic organic polymer can be derived from natural or synthetic sources, and preferably it is an LMW synthetic polymer. Suitable organic polymers of this type include LMW highly charged cationic organic polymers such as polyamines, polyethyleneimines, homo- and copolymers based on diallyldimethyl ammonium chloride, (meth)acrylamides and (meth)acrylates. In rela-

tion to the molecular weight of the main polymer, the molecular weight of the LMW cationic organic polymer is preferably lower; it is suitably at least 2,000 and preferably at least 10,000. The upper limit of the molecular weight is usually about 700,000, suitably about 500,000 and usually about 200,000.

[0025] Aluminum compounds that can be used according to the invention include alum, aluminates, aluminium chloride, aluminium nitrate and polyaluminium compounds, such as polyaluminium chlorides, polyaluminium sulphates, polyaluminium compounds containing both chloride and sulphate ions, polyaluminium silicate-sulphates, and mixtures thereof. The polyaluminium compounds may also contain other anions than chloride ions, for example anions from sulphuric acid, phosphoric acid, organic acids such as citric acid and oxalic acid.

[0026] The components of the drainage and/or retention aids according to the invention can be added to the stock in conventional manner and in any order. When using drainage and/or retention aids comprising a main polymer and an anionic microparticulate material, notably anionic inorganic particles, it is preferred to add the main polymer to the stock before adding the microparticulate material, even if the opposite order of addition may be used. It is further preferred to add the main polymer before a shear stage, which can be selected from pumping, mixing, cleaning, etc., and to add the anionic particles after that shear stage. When using an LMW cationic organic polymer or an aluminum compound, such components are preferably introduced into the stock prior to introducing the main polymer, optionally used in conjunction with an anionic microparticulate material. Alternatively, the LMW cationic organic polymer and the main polymer can be introduced into stock essentially simultaneously, either separately or in admixture, for example as disclosed in Eur. Pat. Appl. No. 752,496, which is hereby incorporated herein by reference. The LMW cationic organic polymer and the main polymer are preferably introduced into the stock prior to introducing an anionic microparticulate material.

[0027] The components of the drainage and/or retention aids according to the invention are added to the stock to be dewatered in amounts which can vary within wide limits depending on, inter alia, type and number of components, type of stock, salt content, type of salts, filler content, type of filler, point of addition, etc. Generally the components are added in amounts that give better retention than is obtained when not adding the components. The main polymer is usually added in an amount of at least 0.001%, often at least 0.005% by weight, based on dry stock substance, and the upper limit is usually 3% and suitably 1.5% by weight. Similar amounts are suitable for water-soluble anionic vinyl addition polymers, if used. When using an anionic microparticulate material in the process, the total amount added is usually at least 0.001% by weight, often at least 0.005% by weight, based on dry substance of the stock, and the upper limit is usually 1.0% and suitably 0.6% by weight. When using anionic silica-based particles, the total amount added is suitably within the range of from 0.005 to 0.5% by weight, calculated as SiO_2 and based on dry stock substance, preferably within the range of from 0.01 to 0.2% by weight. When using an LMW cationic organic polymer in the process, it can be added in an amount of at least 0.05%, based on dry substance of the stock to be dewatered. Suitably, the amount is in the range of from 0.07 to 0.5%, preferably in the range from 0.1 to 0.35%. When using an aluminium compound in the process, the total amount introduced into the stock to be dewatered depends on the type of aluminium compound used and on other effects desired from it. It is for instance well-known in the art to utilize aluminium compounds as precipitants for rosin-based sizing agents. The total amount added is usually at least 0.05%, calculated as Al_2O_3 and based on dry stock substance. Suitably the amount is in the range of from 0.5 to 3.0%, preferably in the range from 0.1 to 2.0%.

[0028] The process of this invention is preferably used in the manufacture of paper from a suspension containing cellulosic fibers, and optional fillers, i.e. a stock, which has a high conductivity. Usually, the conductivity of the stock that is dewatered on the wire is at least 2.0 mS/cm, suitably at least 3.5 mS/cm, preferably at least 5.0 mS/cm and most preferably at least 7.5 mS/cm. Conductivity can be measured by standard equipment such as, for example, a WTW LF 539 instrument supplied by Christian Berner. High conductivity levels mean high contents of salts, where the various salts can be based on mono-, di- and multivalent cations like alkali metals, e.g. Na^+ and K^+ , alkaline earths, e.g. Ca^{2+} and Mg^{2+} , aluminium ions, e.g. Al^{3+} , $\text{Al}(\text{OH})^{2+}$ and polyaluminium ions, and mono-, di- and multivalent anions like halides, e.g., Cl^- , sulfates, e.g. SO_4^{2-} and HSO_4^- , carbonates, e.g. CO_3^{2-} and HCO_3^- , silicates and lower organic acids. The invention is particularly useful in the manufacture of paper from stocks having high contents of salts of di- and multivalent cations, and usually the content of di- and multivalent cations is at least 200 ppm, suitably at least 300 ppm and preferably at least 400 ppm. The salts can be derived from the stock preparation stage, i.e. from the materials used to form the stock, e.g. water, cellulosic fibres and fillers, in particular in integrated mills where concentrated aqueous fibre suspension from the pulp mill normally is mixed with water to form a dilute suspension suitable for paper manufacture in the paper mill. The salt may also be derived from various additives introduced into the stock, from the fresh water supplied to the process, etc. Further, the content of salts is usually higher in processes where white water is extensively recirculated, which may lead to considerable accumulation of salts in the water circulating in the process. Accordingly, the invention is further suitably used in papermaking processes where white water is extensively recirculated, i.e. with a high degree of white water closure, for example where from 0 to 30 tons of fresh water are used per ton of dry paper produced, usually less than 20, suitably less than 15, preferably less than 10 and notably less than 5 tons of fresh water per ton of paper. Recirculation of white water obtained in the process suitably comprises mixing the white water with cellulosic fibres and/or optional fillers to form a suspension to be dewatered; preferably it comprises mixing the white

water with a suspension containing cellulosic fibres, and optional fillers, before the suspension enters the forming wire for dewatering. The white water can be mixed with the suspension before, between, simultaneous with or after introducing the components of drainage and/or retention aids, if used; and before, simultaneous with or after introducing the main polymer. Fresh water can be introduced in the process at any stage; for example, it can be mixed with cellulosic fibres in order to form a suspension, and it can be mixed with a suspension containing cellulosic fibres to dilute it so as to form the suspension to be dewatered, before, simultaneous with or after mixing the stock with white water and before, between, simultaneous with or after introducing the components of drainage and/or retention aids, if used; and before, simultaneous with or after introducing the main polymer.

[0029] Further additives which are conventional in papermaking can of course be used in combination with the additive(s) according to the invention, such as, for example, dry strength agents, wet strength agents, optical brightening agents, dyes, sizing agents like rosin-based sizing agents and cellulose-reactive sizing agents, e.g. alkyl ketene dimers and alkenyl succinic anhydrides, etc. The cellulosic suspension, or stock, can also contain mineral fillers of conventional types such as, for example, kaolin, china clay, titanium dioxide, gypsum, talc and natural and synthetic calcium carbonates such as chalk, ground marble and precipitated calcium carbonate.

[0030] The process of this invention is used for the production of paper. The term "paper", as used herein, of course include not only paper and the production thereof, but also other cellulosic fibre-containing sheet or web-like products, such as for example board and paperboard, and the production thereof. The process can be used in the production of paper from different types of suspensions of cellulose-containing fibres and the suspensions should suitably contain at least 25% by weight and preferably at least 50% by weight of such fibres, based on dry substance. The suspension can be based on fibres from chemical pulp such as sulphate, sulphite and organosolv pulps, mechanical pulp such as thermomechanical pulp, chemo-thermomechanical pulp, refiner pulp and groundwood pulp, from both hardwood and softwood, and can also be based on recycled fibres, optionally from de-inked pulps, and mixtures thereof.

[0031] The invention is further illustrated in the following Examples which, however, are not intended to limit the same. Parts and % relate to parts by weight and % by weight, respectively, unless otherwise stated.

Example 1 (Comparison)

[0032] Drainage performance was evaluated by means of a Dynamic Drainage Analyser (DDA), available from Akribi, Sweden, which measures the time for draining a set volume of stock through a wire when removing a plug and applying vacuum to that side of the wire opposite to the side on which the stock is present.

[0033] The furnish used was based on 70% by weight of pulp of bleached birch/pine sulphate (60/40) refined to 200°C SF and 30% by weight of ground marble. Stock volume was 800 ml, consistency 0.3% and pH about 8.

[0034] Conductivity of the stock was adjusted to 0.47 mS/cm by addition of sodium sulphate. The stock was stirred in a baffled jar at a speed of 1500 rpm throughout the test and chemicals additions were conducted as follows: i) adding cationic polymer to the stock following by stirring for 30 seconds, ii) adding anionic inorganic particles to the stock followed by stirring for 15 seconds, iii) draining the stock while automatically recording the drainage time.

[0035] The polymers used for in the test series were P1) a cationic copolymer prepared by polymerisation of acrylamide (90 mole%) and acryloxyethyltrimethylammonium chloride (10 mole%) and having an average molecular weight of about 6,000,000; and P2) a cationic copolymer prepared by polymerisation of acrylamide (90 mole%) and acryloxyethyltrimethylammonium chloride (10 mole%) and having an average molecular weight of about 6,000,000. The polymers P1 and P2 were dissolved in water and used as 0.1% aqueous solutions.

[0036] The anionic inorganic particles used were silica-based particles of the type disclosed in US 5,368,833. The sol had an S-value of about 25% and contained silica particles with a specific surface area of about 900 m²/g which were surface-modified with aluminium to a degree of 5%. The silica-based particles were added in an amount of 1.0 kg/ton, calculated as SiO₂ and based on dry stock system.

[0037] Table 1 shows the drainage time at various dosages of P1 and P2, calculated as dry polymer on dry stock system.

Table 1

Test No.	Polymer dosage [kg/t]	SiO ₂ dosage [kg/t]	Conductivity [mS/cm]	Dewatering time [s]	
				P1	P2
1	0	0	0.47	18.4	18.4
2	1	1	0.47	12.5	10.6

Table 1 (continued)

Test No.	Polymer dosage [kg/t]	SiO ₂ dosage [kg/t]	Conductivity [mS/cm]	Dewatering time [s]	
				P1	P2
3	1.5	1	0.47	6.9	5.6
4	2	1	0.47	4.9	4.3

Example 2 (Comparison)

[0038] Dewatering and retention effect was evaluated by means of the DDA used in Example 1 in combination with a nephelometer. First pass retention was evaluated by measuring the turbidity of the filtrate, the white water, obtained by draining the stock.

[0039] The furnish used was based on 56% by weight of peroxide bleached TMP/SGW pulp (80/20), 14% by weight of bleached birch/pine sulphate pulp (60/40) refined to 200° CSF and 30% by weight of china clay. To the stock was added 40 g/l of a colloidal fraction, bleach water from an SC mill, filtrated through a 5 µm screen and concentrated with an UF filter, cut off 200,000. Stock volume was 800 ml, consistency 0.14% and pH was adjusted to 4.0 using dilute sulphuric acid. The conductivity was adjusted by addition of calcium chloride (60 ppm Ca), magnesium sulphate (18 ppm Mg) and sodium bicarbonate (134 ppm HCO₃).

[0040] The polymers and anionic inorganic particles according to Example 1 were similarly used in this test series. Two dosages of polymers were used, 1 kg/t and 2 kg/t, respectively, calculated as dry polymer on dry stock system. Table 2 shows the dewatering and retention effect at various dosages of silica-based particles, calculated as SiO₂ and based on dry stock system.

Table 2

Test No.	Polymer dosage [kg/t]	SiO ₂ dosage [kg/t]	Conductivity [mS/cm]	Dewatering time [s]		Turbidity [NTU]	
				P1	P2	P1	P2
1	1	0	1.375	21.2	18.7	63	55
2	1	1	1.375	17.2	16.1	67	60
3	1	2	1.375	21.2	18.6	66	57
4	2	0	1.375	15.2	14.2	47	45
5	2	1	1.375	11	9.9	47	47
6	2	2	1.375	11.4	10.8	45	50

Example 3

[0041] In this test series, the dewatering and retention effect was evaluated according to the procedure described in Example 2.

[0042] The furnish used was the same as used in Example 2. Stock volume was 800 ml and pH about 7. The conductivity was adjusted by addition of calcium chloride.

[0043] The polymers and anionic inorganic particles according to Example 1 were similarly used in this test series.

[0044] Table 3 shows the dewatering and retention effect at various dosages of silica-based particles, calculated as SiO₂ and based on dry stock system.

Table 3

Test No.	Polymer dosage [kg/t]	SiO ₂ dosage [kg/t]	Conductivity [mS/cm]	Dewatering time [s]		Turbidity [NTU]	
				P1	P2	P1	P2
			990 ppm Ca				
1	2	0	5.5	14.2	19.2	42	64
2	2	1	5.5	10.8	13.9	41	43
3	2	2	5.5	7.7	9.5	35	36
4	2	3	5.5	7.3	8.9	32	39
			1300 ppm Ca				
5	2	0	7.0	16.2	23.0	46	50
6	2	1	7.0	10.0	17.1	40	45
7	2	2	7.0	7.5	13.6	36	44
8	2	3	7.0	7.7	11.7	34	44
			1930 ppm Ca				
9	2	0	10.0	18.7	22.0	44	58
10	2	1	10.0	11.6	23.3	39	52
11	2	2	10.0	8.2	15.8	36	53
12	2	3	10.0	8.0	15.4	41	47

Example 4

[0045] In this test series, the dewatering effect was evaluated with a "Canadian Standard Freeness Tester" which is the conventional method for characterising drainage according to SCAN-C 21:65. All additions of chemicals were made in a "Britt Dynamic Drainage Jar" with blocked outlet at a stirring speed of 1000 rpm during 45 seconds according to the procedure of Example 1 and the stock system was then transferred to the Freeness apparatus. Here the smallest hole in the bottom of the Freeness tester was blocked and the time for 400 ml of furnish to filtrate through the screen was measured. The stock was taken from a closed mill using waste paper. Consistency was 0.14%, conductivity 8.0 mS/cm and pH about 7. Table 4 shows the dewatering effect at various dosages of silica-based particles, calculated as SiO₂ and based on dry stock system

Table 4

Test No.	Polymer dosage [kg/t]	SiO ₂ dosage [kg/t]	Conductivity [mS/cm]	Dewatering time [s]	
				P1	P2
1	0.6	0	8.0	100.4	103.2
2	0.6	0.25	8.0	66.4	92.5
3	0.6	0.5	8.0	58.3	85.8
4	0.6	0.75	8.0	50.0	76.0
5	0.6	1	8.0	44.6	79.2

Example 5

[0046] In this test series, the dewatering effect was evaluated as in Example 3, except that both sodium acetate (550 ppm Na) and calcium chloride (1300 ppm Ca) was used to adjust the conductivity.

[0047] The polymers and anionic inorganic particles according to Example 1 were similarly used in this test series.

[0048] Table 5 shows the dewatering effect at various dosages of silica-based particles, calculated as SiO₂ and based on dry stock system.

Table 5

Test No.	Polymer dosage [kg/t]	SiO ₂ dosage [kg/t]	Conductivity [mS/cm]	Dewatering time [s]	
				P1	P2
1	2	1	2.5	16.1	18.2
2	1	3	10.0	10.7	14.7
3	2	3	10.0	6.8	13.5
4	3	3	10.0	5.3	14.0
5	2	1	10.0	9.7	20.4
6	2	2	10.0	7.9	14.8

Example 6

[0049] In this test series, the dewatering and retention effect was evaluated as in Example 3, using a combination of sodium acetate (550 ppm Na) and calcium chloride (1300 ppm Ca) to adjust the conductivity.

[0050] The polymers according to Example 1 were similarly used in this test series. The anionic microparticulate material used was hydrated suspension of powdered Na-bentonite in water. The bentonite had a surface charge of about 0.33 meq/g and a swelling ability of 41 ml (2 g). The bentonite particles were added in an amount of 8.0 kg/ton, calculated as dry bentonite on dry stock system

[0051] Table 6 shows the dewatering and retention effect at various dosages of P1 and P2, calculated as dry polymer on dry stock system.

Table 6

Test No.	Polymer dosage [kg/t]	Bentonite dosage [kg/t]	Conductivity [mS/cm]	Dewatering time [s]		Turbidity [NTU]	
				P1	P2	P1	P2
1	1	8	10.0	13.6	18.5	41	47
2	2	8	10.0	10.8	20.6	29	41
3	3	8	10.0	8.48	24.8	20	36
4	4	8	10.0	7.42	26.6	18	36

Example 7

[0052] In this test series, the dewatering effect was evaluated as in Example 6, except that sodium chloride was used to adjust the conductivity.

[0053] The polymers and bentonite according to Example 6 were similarly used in these tests. The bentonite particles were added in an amount of 8.0 kg/ton, calculated as dry bentonite on dry stock system. Table 7 shows the dewatering and retention effect at various dosages of P1 and P2, calculated as dry polymer on dry stock system.

Table 7

Test No.	Polymer dosage [kg/t]	Bentonite dosage [kg/t]	Conductivity [mS/cm]	Dewatering time [s]	
				P1	P2
			550 ppm Na		
1	2	8	2.5	15.3	17.5
2	3	8	2.5	11.9	14.1
3	4	8	2.5	8.6	9.8
4	5	8	2.5	6.8	8.2
			3320 ppm Na		
5	2	8	10.0	12.7	15.5
6	3	8	10.0	9.4	12.5
7	4	8	10.0	6.9	10.9
8	5	8	10.0	5.6	10.0

Example 8

[0054] In this test series, the dewatering effect was evaluated as in Example 3, except that zinc chloride was used to adjust the conductivity. The polymers and anionic inorganic particles according to Example 1 were similarly used in these tests.

[0055] Table 8 shows the results of the dewatering tests at various dosages of silica-based particles, calculated as as SiO₂ and based on dry stock system.

Table 8

Test No.	Polymer dosage [kg/t]	SiO ₂ dosage [kg/t]	Conductivity [mS/cm]	Dewatering time [s]	
				P1	P2
			700 ppm Zn		
1	2	0	2.4	13.6	22.7
2	2	1	2.4	7.9	8.5
3	2	2	2.4	5.5	5.6
			1400 ppm Zn		
4	2	0	4.5	18.0	28.0
5	2	2	4.5	6.3	11.4

Claims

1. A process for the production of paper from a suspension containing cellulosic fibres, and optional fillers, comprising adding to the suspension a drainage and/or retention aid comprising a cationic organic polymer, forming and dewatering the suspension on a wire, **characterised** in that the cationic organic polymer has an aromatic group and that the suspension which is dewatered on the wire has a conductivity of at least 2.0 mS/cm.

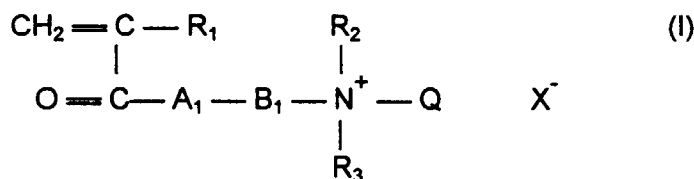
2. A process according to claim 1, **characterised** in that the suspension which is dewatered on the wire has a conductivity of at least 5.0 mS/cm.

3. A process according to claim 1 or 2, **characterised** in that the process further comprises dewatering the suspension on a wire to obtain a wet web of paper and white water, recirculating the white water and optionally introducing fresh water to form a suspension containing cellulosic fibres, and optional fillers, to be dewatered, wherein the amount of fresh water introduced is less than 30 tons per ton of dry paper produced.

4. A process according to claim 3, **characterised** in that less than 10 tons of fresh water is introduced per ton of dry paper produced.

5. A process according to claim 1, 2, 3 or 4, **characterised** in that the cationic organic polymer is an acrylamide-based polymer.

6. A process according to any of the preceding claims, **characterised** in that the cationic organic polymer is a homopolymer or copolymer of a cationic monomer represented by the general formula (I):



wherein R_1 is H or CH_3 , R_2 and R_3 are each an alkyl group having from 1 to 3 carbon atoms, A_1 is O or NH, B_1 is an alkylene group of from 2 to 4 carbon atoms or a hydroxy propylene group, Q is benzyl, and X^- is an anionic counterion.

7. A process according to any of the preceding claims, **characterised** in that the drainage and/or retention aid further comprises anionic inorganic particles.

8. A process according to claim 7, **characterised** in that the anionic inorganic particles is selected from colloidal silica, colloidal aluminium-modified silica, polysilicic acid, polyaluminosilicate or bentonite.

9. A process according to any of the preceding claims, **characterised** in that the drainage and/or retention aid further comprises a low molecular weight cationic organic polymer.

10. A process according to any of the preceding claims, **characterised** in that the suspension which is dewatered on the wire has a content of di- and multivalent cations of at least 200 ppm.



European Patent
Office

EUROPEAN SEARCH REPORT

Application Number
EP 98 85 0067

DOCUMENTS CONSIDERED TO BE RELEVANT			
Category	Citation of document with indication, where appropriate, of relevant passages	Relevant to claim	CLASSIFICATION OF THE APPLICATION (Int.Cl.6)
Y,D	EP 0 805 234 A (NALCO CHEMICAL CO) 5 November 1997 * page 4, line 27 - line 58 * * page 7, line 50 - line 54 * * claims 1,4 *	1,2,5-10	D21H23/08 //D21H17:29, D21H17:31
A	* the whole document *	3,4	
Y	WO 95 02088 A (ALLIED COLLOIDS LIMITED) 19 January 1995 * page 7, line 21 - line 34 * * page 8, line 35 - page 9, line 3 * * page 12, line 16 - line 26 * * claim 5 *	1,5-8	
A	* the whole document *	2-4,9,10	
Y	EP 0 335 575 A (ALLIED COLLOIDS LTD) 4 October 1989 * page 3, line 49 - line 55 * * page 4, line 22 - line 23 *	1,2,5, 7-9	
A	* the whole document *	3,4,6,10	
Y,D	US 5 098 520 A (NALCO CHEMICAL CO) 24 March 1992 * column 5, line 15 - line 25 * * column 10, line 30 - line 32 *	1,5,7,8, 10	TECHNICAL FIELDS SEARCHED (Int.Cl.6) D21H
A	* the whole document *	2-4,6,9	
A,D	EP 0 752 496 A (EKA CHEMICALS AB) 8 January 1997 * the whole document *	1-10	
The present search report has been drawn up for all claims			
Place of search MUNICH		Date of completion of the search 9 November 1998	Examiner Naeslund, P
<p>CATEGORY OF CITED DOCUMENTS</p> <p>X : particularly relevant if taken alone Y : particularly relevant if combined with another document of the same category A : technological background O : non-written disclosure P : intermediate document</p> <p>T : theory or principle underlying the invention E : earlier patent document, but published on, or after the filing date D : document cited in the application L : document cited for other reasons & : member of the same patent family, corresponding document</p>			

EPO FORM 1503 03.82 (P04/C01)

**ANNEX TO THE EUROPEAN SEARCH REPORT
ON EUROPEAN PATENT APPLICATION NO.**

EP 98 85 0067

This annex lists the patent family members relating to the patent documents cited in the above-mentioned European search report.
The members are as contained in the European Patent Office EDP file on
The European Patent Office is in no way liable for these particulars which are merely given for the purpose of information.

09-11-1998

Patent document cited in search report	Publication date	Patent family member(s)	Publication date
EP 0805234 A	05-11-1997	AU 1915897 A	06-11-1997
		CA 2204050 A	01-11-1997
		NO 972022 A	03-11-1997
WO 9502088 A	19-01-1995	AT 165407 T	15-05-1998
		AU 696483 B	10-09-1998
		AU 7079194 A	06-02-1995
		BR 9407000 A	03-09-1996
		CA 2166696 A	19-01-1995
		DE 69409808 D	28-05-1998
		DE 69409808 T	13-08-1998
		EP 0707673 A	24-04-1996
		ES 2115238 T	16-06-1998
		FI 960068 A	05-01-1996
		JP 8512364 T	24-12-1996
		NO 960058 A	05-01-1996
		NZ 268058 A	24-10-1997
		US 5514249 A	07-05-1996
EP 0335575 A	04-10-1989	AU 3174989 A	28-09-1989
		CA 1322435 A	28-09-1993
		DE 68905208 T	07-10-1993
		ES 2053980 T	01-08-1994
		FI 891465 A,B,	29-09-1989
		JP 2006683 A	10-01-1990
		JP 5029719 B	06-05-1993
		JP 5239800 A	17-09-1993
		KR 9602733 B	26-02-1996
		NO 174724 B	14-03-1994
US 5098520 A	24-03-1992	US 4913775 A	03-04-1990
		AT 114178 T	15-12-1994
		AU 656541 B	09-02-1995
		AU 8831991 A	30-07-1992
		DE 69105193 D	22-12-1994
		DE 69105193 T	18-05-1995
		DK 497030 T	18-04-1995
		EP 0497030 A	05-08-1992
		ES 2067155 T	16-03-1995
		FI 913469 A,B,	26-07-1992

EPO FORM P/459

For more details about this annex : see Official Journal of the European Patent Office, No. 12/82

**ANNEX TO THE EUROPEAN SEARCH REPORT
ON EUROPEAN PATENT APPLICATION NO.**

EP 98 85 0067

This annex lists the patent family members relating to the patent documents cited in the above-mentioned European search report.
The members are as contained in the European Patent Office EDP file on
The European Patent Office is in no way liable for these particulars which are merely given for the purpose of information.

09-11-1998

Patent document cited in search report	Publication date	Patent family member(s)	Publication date
US 5098520 A		GR 3014980 T	31-05-1995
		JP 4245998 A	02-09-1992
		NO 177394 B	29-05-1995
		US 5185062 A	09-02-1993
EP 0752496 A	08-01-1997	AU 691428 B	14-05-1998
		AU 5830096 A	23-01-1997
		BR 9602943 A	28-04-1998
		CA 2180404 A	08-01-1997
		CN 1145967 A	26-03-1997
		JP 9031885 A	04-02-1997
		NO 962845 A	08-01-1997
		NZ 286923 A	22-09-1997
		PL 315106 A	20-01-1997