

(19)



Europäisches Patentamt

European Patent Office

Office européen des brevets



(11)

EP 0 980 232 B1

(12)

EUROPEAN PATENT SPECIFICATION

(45) Date of publication and mention
of the grant of the patent:

27.11.2002 Bulletin 2002/48

(21) Application number: **98917481.8**

(22) Date of filing: **08.05.1998**

(51) Int Cl.7: **A61F 13/15**

(86) International application number:
PCT/IB98/00683

(87) International publication number:
WO 98/051248 (19.11.1998 Gazette 1998/46)

(54) **ABSORBENT ARTICLE COMPRISING TOUCH-SENSITIVE FRAGRANCE MEMBERS**

ABSORBIERENDER ARTIKEL MIT BERÜHRUNGSEMPFINDLICHEN DUFTELEMENTEN

ARTICLE ABSORBANT COMPRENANT DES ELEMENTS PARFUMES REAGISSANT AU
TOUCHER

(84) Designated Contracting States:

**AT BE CH DE DK ES FI FR GB GR IE IT LI LU NL
PT SE**

(30) Priority: **14.05.1997 US 856162**

(43) Date of publication of application:
23.02.2000 Bulletin 2000/08

(73) Proprietor: **THE PROCTER & GAMBLE COMPANY**
Cincinnati, Ohio 45202 (US)

(72) Inventors:

- **CUMMINGS, Theodore, Payne**
Cincinnati, OH 45205 (US)

- **HASSE, Margaret, Henderson**
Cincinnati, OH 45215 (US)

(74) Representative: **Hirsch, Uwe Thomas et al**
Procter & Gamble European Service GmbH,
Sulzbacher Strasse 40-50
65824 Schwalbach am Taunus (DE)

(56) References cited:

WO-A-93/09818	GB-A- 2 298 354
US-A- 3 490 454	US-A- 3 585 998
US-A- 4 186 743	US-A- 5 591 146

Note: Within nine months from the publication of the mention of the grant of the European patent, any person may give notice to the European Patent Office of opposition to the European patent granted. Notice of opposition shall be filed in a written reasoned statement. It shall not be deemed to have been filed until the opposition fee has been paid. (Art. 99(1) European Patent Convention).

EP 0 980 232 B1

Description

FIELD OF THE INVENTION

[0001] The present invention relates to an absorbent article comprising one or more touch-sensitive fragrance members positioned thereon. Generally, a touch-sensitive fragrance member comprises a breathable member fixedly attached to a backing member, such as a backsheet outer surface. Release agents are positioned between the breathable member and backing member such that when pressure is applied to the breathable member, perfume is released from the release agents through the breathable member.

BACKGROUND OF THE INVENTION

[0002] A wide variety of fluid absorbent structures known in the art absorb body fluids such as blood, urine, menses, and the like, and are sanitary and comfortable in use. Disposable products of this type generally comprise fluid-permeable topsheet material, a fluid absorbent core, and fluid-impermeable backsheet material. Various shapes, sizes and thicknesses of such articles have been explored in an attempt to make their use more comfortable and convenient.

[0003] Odor control in sanitary products has been under investigation for many years. Many body fluids have an unpleasant odor, or develop such odors when in contact with air and/or bacteria for prolonged periods.

[0004] Various odor-controlling agents have been disclosed in the literature. For example, U.S. Patent No. 4,525,410, Hagiwara, et al., issued June 25, 1985, discloses zeolite particles (doped with bactericidal cations) stably held in a fibrous web by incorporating some portion of meltable fibers in the web, and applying heat. Hagiwara, et al. suggests using these compositions as the outside cover layer in general sanitary goods.

[0005] U.S. Patent No. 2,690,415, F. A. Shuler, issued September 28, 1954, discloses particles of odor-absorbing materials uniformly affixed at the interstices of a permeable web by adhesive to provide an odor absorbent medium, e.g., in catamenials. Particulate carbon, silica gel and activated alumina are noted. Shifting and/or displacement of the particulates is avoided and the sheet is flexible.

[0006] U.S. Patent No. 5,429,628 issued on July 4, 1995 to Trinh, et al. discloses the incorporation of odor absorbing or fragrance releasing particles in the absorbent core or topsheet of an absorbent article. The particles are preferably activated by the presence of moisture from a user through the topsheet and absorbent core.

[0007] WO 93/09818 also describes absorbent articles which have tapes which can be removed to release a fragrance, located under the tape.

[0008] U.S. Patent No. 5,591,146 issued to Hasse on January 7, 1997 discloses a sanitary napkin having frag-

gible microcapsules located within an adhesive binder that also secures the napkin to a wearer's undergarment. When the release paper that covers the adhesive binder is removed, the microcapsules are crushed or burst and fragrance and/or odor absorbers are released. US 4186743 describes similar microcapsules in sanitary napkins.

[0009] ABSCENTS (odor-control molecular sieve from Union Carbide) for use in diapers and catamenials are specifically noted in Union Carbide brochure (A. J. Gioffre 1988). The brochure indicates that Union Carbide's market research shows potential benefits in such products. U.S. Patent Nos. 4,795,482 and 4,826,497, relate to ABSCENTS used as an odor-controlling agent, generally, and in sanitary products, in particular.

SUMMARY OF THE INVENTION

[0010] Accordingly, the present invention provides a disposable diaper, comprising a chassis having an upper surface and a bottom surface, a front portion, a back portion positioned opposite to the front portion, a crotch portion positioned between the front portion and the back portion, a longitudinal axis, a transverse axis, a pair of end edges and a pair of longitudinal edges. The chassis comprises a topsheet, a backsheet joined to the topsheet, the backsheet having an inner surface and an outer surface, an absorbent core positioned between the topsheet and the backsheet, and at least one touch-sensitive fragrance member located on the backsheet outer surface. The fragrance member comprises at least a partially apertured, fixed, breathable member having a periphery and a user contact surface. The breathable member is fixedly attached to the backsheet outer surface and has fragrance release agents positioned between the breathable member and the backsheet outer surface. Preferably, the fragrance release agents herein are microcapsules.

BRIEF DESCRIPTION OF THE DRAWINGS

[0011] While the specification concludes with claims particularly pointing out and distinctly claiming the subject matter which is regarded as forming the present invention, it is believed that the invention will be better understood from the following descriptions which are taken in conjunction with the accompanying drawings in which like designations are used to designate substantially identical elements, and in which:

Figure 1 is a plan view of a disposable diaper embodiment of the present invention having portions cut-away to reveal underlying structure, the outer surface of the diaper facing the viewer;

Figure 2 is a cross-sectional view of a touch-sensitive fragrance member in Fig. 1;

Figure 3 is a cross-sectional view of one type of fragrance release mechanism herein;

Figure 4 is an exploded perspective view of one embodiment of a breathable member, release agents and the backsheet outer surface and/or backing member; and

Figure 5 is a plan view of a preferred disposable diaper embodiment herein.

DETAILED DESCRIPTION OF THE INVENTION

[0012] As used herein, the term "absorbent article" refers to devices which absorb and contain body exudates, and, more specifically, refers to devices which are placed against or in close proximity to the body of the wearer to absorb and contain the various exudates discharged from the body. As used herein, the term "diaper" refers to an absorbent article generally worn by infants and incontinent persons that is worn about the lower torso of the wearer which absorbs and contains body exudates, and, more specifically, refers to devices which are placed against or in proximity to the body of the wearer. The term "disposable" is used herein to describe absorbent articles which are not intended to be laundered or otherwise restored or reused as an absorbent article (i.e., they are intended to be discarded after a single use and, preferably, to be recycled, composted or otherwise disposed of in an environmentally compatible manner). The term "perfume", "encapsulated agents", or "fragrance" as used herein refers to odor absorbing and/or masking agents which include volatile perfumes, essences, fragrances, zeolites, activated carbon, cyclodextrins, mixtures thereof and the like which are placed in release agents like microcapsules that are subsequently burst or crushed by mechanical forces like the application of pressure. As used herein, the term "pressure" or "pressure contact" refers to the force necessary to burst or crush release agents within a touch-sensitive fragrance member to release the fragrance abiding therein. By the terms "burst", "ruptured" or "crushed" it is meant herein that release agents are broken open by outside pressure to thereby release their perfume within. The term "fragrance release agent" or "release agent" as used herein refers to any suitable means known in the art for the containment and release of perfume as described herein. The term "microcapsules" or "microspheres" as used herein refers to a preferred type of release agent and/or containment assembly for holding and later distributing perfume. For the purposes of the disclosure herein the terms release agent and microcapsule are interchangeable. The term "perfume-filled" as used herein refers to release agents that are at least partially filled with perfume as defined herein. The term "fragrance burst" as used herein refers to the immediate release of perfume resulting from bursting or uncovering release agents that contain perfume. The term "diffuse" or "steady-state" as used herein refers to a substantially continuous release of perfume from a release agent. By the term "embedded" it is meant herein the integration or securement of one

material within another material, adjacent to another material, and/or onto another material, e.g., release agents embedded within a binder.

[0013] Preferably, the release agents for all embodiments disclosed herein are one of several types of microcapsules disclosed herein. In the type of microcapsule that is burst, crushed or ruptured, at least one opening will be created on the surface of the previously unopened microcapsule through which perfume will diffuse out of the microcapsule via one of the mechanisms disclosed herein (e.g., fragrance burst or steady-state diffusion). Alternatively, the microcapsules can be a porous, substantially filled-in structure that is contact-sensitive thereby releasing perfume through the breathable member as the microcapsules receive pressure contact from a user. By the term "user" it is meant herein a wearer or diaperer of a diaper, i.e., one who wears and/or fits a diaper about a user. Also alternatively, at least a plurality of microcapsules herein absorb odors and may also emit perfume via one or more of the mechanisms disclosed herein, e.g., such as through a fragrance burst.

[0014] Figure 1 is a plan view of a diaper 20 of the present invention in its flat-out, uncontracted state (i.e., with elastic induced contraction pulled out) with portions of the structure being cut-away to more clearly show the construction of the diaper 20 and with the portion of the diaper 20 which faces away from the wearer, the outer surface 52, facing the viewer. As shown in Figure 1, the diaper 20 comprises a containment assembly 22 preferably comprising a liquid pervious topsheet 24, a liquid impervious backsheet 26 joined to the topsheet 24, and an absorbent core 28 positioned between the topsheet 24 and the backsheet 26. The diaper preferably further comprises elasticized leg cuffs 30, elasticized waistbands 32, a fastening system 40 comprising a pair of first fastening members 42 and a second fastening member 41. As is shown in Fig. 1, the second fastening member 41 resides on a touch-sensitive fragrance member 80. This represents just one possible configuration for placement of the second fastening member 41 herein. Additional configurations are foreseen wherein the second fastening member 41 and touch-sensitive fragrance member 80 are completely separate or at least partially separate.

[0015] The diaper 20 or diaper chassis 22 is shown in Figure 1 to have an outer surface 52 (facing the viewer in Figure 1), an inner surface 50 (not shown) opposed to the outer surface 52, a front waist region 54, a rear waist region 56 longitudinally opposed to the front waist region 54, a crotch region 58 positioned between the front waist region 54 and the rear waist region 56, and a periphery which is defined by the outer perimeter or edges of the diaper 20 in which the longitudinal edges are designated 60 and the end edges are designated 62. The inner surface 50 of the diaper 20 comprises that portion of the diaper 20 which faces toward the wearer's body during use (i.e., the inner surface 50 is generally formed by at least a portion of the topsheet 24 and other

components joined to the topsheet 24). The outer surface 52 of the diaper 20 comprises that portion of the diaper 20 which faces away from the wearer's body during use (i.e., the outer surface 52 is generally formed by at least a portion of the backsheet 26 and other components joined to the backsheet 26). As used herein, the term "joined" encompasses configurations whereby an element is directly secured to the other element by affixing the element directly to the other element, and configurations whereby the element is indirectly secured to the other element by affixing the element to intermediate member(s) which in turn are affixed to the other element. The front waist region 54 and the rear waist region 56 extend from the end edges 62 of the periphery to the crotch region 58.

[0016] The diaper 20 also has two centerlines, a longitudinal centerline 100 and a transverse centerline 102. The term "longitudinal", as used herein, refers to a line, axis, or direction in the plane of the diaper 20 that is generally aligned with (e.g., approximately parallel with) a vertical plane which bisects a standing wearer into left and right halves when the diaper 20 is worn. The terms "transverse" and "lateral", as used herein, are interchangeable and refer to a line, axis or direction which lies within the plane of the diaper that is generally perpendicular to the longitudinal direction (which divides the wearer into front and back body halves.)

[0017] The containment assembly 22 of the diaper 20 is shown in Figure 1 as comprising the main body (chassis) of the diaper 20. The containment assembly 22 comprises at least an absorbent core 28 and preferably an outer covering layer comprising the topsheet 24 and the backsheet 26. When the diaper 20 comprises a separate holder and a liner, the containment assembly 22 generally comprises the holder and the liner (i.e., the containment assembly 22 comprises one or more layers of material to define the holder while the liner comprises an absorbent composite such as a topsheet, a backsheet, and an absorbent core), e.g., as in a training pant construction. It is noted herein that the construction and positioning of touch-sensitive fragrance members 80 are the same for both diapers and training pants. Suitable training pant constructions are disclosed in U. S. Patent No. 5,569,234 issued on October 29, 1996 to Buell, et al. and U. S. Patent No. 5,246,433 on September 21, 1993 to Hasse, et al. For diapers, the containment assembly 22 comprises the main structure of the diaper with other features added to form the composite diaper structure. Thus, the containment assembly 22 for the diaper 20 generally comprises the topsheet 24, the backsheet 26, and the absorbent core 28.

[0018] Figure 1 shows a preferred embodiment of the containment assembly 22 in which the topsheet 24 and the backsheet 26 have length and width dimensions generally larger than those of the absorbent core 28. The topsheet 24 and the backsheet 26 extend beyond the edges of the absorbent core 28 to thereby form the periphery of the diaper 20. While the topsheet 24, the

backsheet 26, and the absorbent core 28 may be assembled in a variety of well known configurations, preferred diaper configurations are described generally in U.S. Patent No. 3,860,003 entitled "Contractible Side Portions for Disposable Diaper" which issued to Kenneth B. Buell on January 14, 1975; and U.S. Patent No. 5,151,092 entitled "Absorbent Article With Dynamic Elastic Waist Feature Having A Predisposed Resilient Flexural Hinge", which issued to Kenneth B. Buell, et al. on September 29, 1992.

[0019] In a preferred embodiment, Fig. 2 shows that the binder 68 containing microcapsules 70 therein is attached directly to the outer surface 52 or garment surface of the diaper chassis 22. A breathable member 82 is laid directly over the binder 68 and is attached thereto. By "fixed, breathable member" or "breathable member" it is meant herein a layer or layers of material that provide release of fragrance from the microcapsules 70, but substantially restricts all fluid flow (where present) from the release agents. The breathable member 82 of Fig. 2 is a preferred type comprising a laminate. That is, the breathable member 82 is preferably multi-layered and most preferably bi-layered. For example, the breathable member 82 of Fig. 2 preferably comprises a top layer 90 most preferably comprising a nonwoven web joined to an apertured polyethylene or polypropylene film layer 92. The apertures 83 in the apertured layer 92 allows the escape of perfume from the crushed and/or burst microcapsules 70, and the nonwoven layer 90 impinges any fluid flow present from the microcapsules through the apertured layer 92. Preferably, any fluid released from the crushing or bursting of microcapsules herein will substantially, completely volatilize (i.e., become gaseous) and pass through the multi-layered breathable member 82 in a substantially gaseous state. It is noted herein that the top layer 90 may comprise any suitable material that allows the passage of perfume but restricts the flow of fluid and is of course, compatible with all other diaper constituents. U.S. Patent No. 3,881,489 issued to Hartwell on May 6, 1975 and U.S. Patent No. 5,571,096 issued to Dobrin, et al. on November 5, 1996 teach breathable backsheets comprising in combination two layers.

[0020] In a multilayered breathable member 82, the apertured layer 92 may comprise apertures 83 of various diameters, shapes and orientations. Furthermore, the apertures 83 may be assembled within apertured layer 92 in regular or irregular patterns or may be randomly assembled within the apertured layer 92. The sizes, orientation, placement, etc. of apertures within an apertured layer herein are entirely within the purview of a manufacturer. Figure 4 provides an exploded perspective view of a touch-sensitive fragrance member 80 having a bi-layered breathable member 82, a binder 68 comprising perfume-filled microcapsules 70, and, in this case, a backing member 88 which could also comprise at least a portion of the backsheet 26. Preferably, the apertured layer 92 comprises many apertures 83 therein

in whatever pattern or configuration desired by a manufacturer. There are no limits herein on possible patterns, orientations or sizes of the apertures 83 or apertured layer 92.

[0021] The breathable member 82 will preferably fully cover the binder 68. In a preferred application of all of the embodiments disclosed herein, the breathable member 82 will not only fully cover the binder 68 but also will have edges that extend beyond the edges of the binder 68 to thereby fully enclose the binder 68 and the microcapsules 70 located therein. The extended edges of the breathable member 82 will preferably be attached directly to the opposed surface of either the outer backsheet surface 52 or the backing member 88 as shown in Fig. 2, thus forming a continuous or semi-continuous seal about the entire binder 68. Most preferably, no part of the binder or release agents disposed therein are exposed or uncovered. This preferred sealing serves to restrict the release of any one of the perfumes disclosed herein and to protect the binder 68 from drying out and losing some of its adhesive properties. This preferred sealing also serves to protect the microcapsules 70 from outside substances, e.g., water or dirt, and to provide the greatest possible perfume release at the user's discretion. The extended edges of the breathable member 82 may be attached to the backsheet outer surface 52 or backing member 88 by adhesive bonding, thermal bonding, ultrasonic bonding, dynamic mechanical bonding, crimping and combinations thereof. Whatever the bonding type used, a vacuum seal is preferably formed using the extended edges of the breathable member 82 to seal the binder 68 within the backing member 88 and breathable member 82. By the term "vacuum seal" it is meant herein the forming of a seal that completely encloses the binder and fixed microcapsules therein.

[0022] It should be clearly noted that no breathable member of any of the embodiments herein is meant to be removed or otherwise displaced from the diaper, a touch-sensitive fragrance member, underlying microcapsules or any part of the diaper chassis. Rather, all breathable members herein are meant to remain fixed and in place, thereby continuing to cover underlying microcapsules before and after fragrance is released from the microcapsules.

[0023] Breathable members 82 herein may comprise one or more materials from nonwoven webs, apertured films, tissues and combinations or laminates of the above. Whatever material is chosen by a manufacture, it should be compatible with all diaper components herein, especially the backsheet. In a preferred embodiment, the breathable member 82 may be a substantially similar material to the material used for breathable backsheets herein, i.e., a thermoplastic film of polyethylene, polypropylene or composites thereof. A suitable breathable material for use in the construction of a touch sensitive member herein is disclosed in U. S. Patent No. 5,364,381, issued on November 15, 1994 to Soga, et al.

[0024] The invention herein comprises two methods

by which malodors can be at least partially subdued. They are odor masking and odor absorbing. Two mechanisms which provide odor masking are perfume release through a fragrance burst or perfume diffusion over time. When perfume is released by either of these two methods, malodors tend to be masked by perfume of greater intensity. The intensity or strength of the perfume forms no part of the invention but is increased or decreased at the discretion of a manufacturer. In contrast, odor absorbers such as cyclodextrin or activated carbon serve to lock malodors into their molecular structures in such fashion that the malodor molecules go undetected by most (if not all) human olfactory senses.

[0025] Those factors which control the number of microcapsules 70 ruptured and hence the quantity of perfume 95 released are entirely within the control of the manufacturer's discretion through manipulation of such parameters as microcapsule size and wall thickness, type of binder used, quantity of binder used, the amount and type of perfume used, rupture strength of the microcapsules, the number and distribution of the microcapsules, adhesive strength of a binder relative to the rupture strength of the microcapsules, and other such factors that may affect microcapsule rupture. A preferred binder herein comprises an adhesive. A suitable adhesive for the binding of microcapsules herein is manufactured by H.B. Fuller Company of St. Paul, Minnesota and marketed as HL-1258.

[0026] In another embodiment herein, the binder 68 at least partially comprises microcapsules 70 that diffusely release perfume over time, e.g., odor absorbers. As in the previous embodiment, the breathable member 82 receives pressure contact from a wearer, thus impinging the microcapsules 70 thereby activating their fragrance release. These types of diffuse release agents may be combined with the frangible/rupturable type of release agents to provide both a fragrance burst and time diffuse release of perfume.

[0027] In a preferred embodiment, a binder 68 bearing microcapsules 70 can be positioned between the breathable member 82 and diaper outer surface 52 or backing member 88. This binder 68 is preferably the sole bonding material between the breathable member 82, microcapsules 70 and diaper outer surface 52 or backing member 88.

[0028] Figure 5 discloses an alternative embodiment in which a plurality of touch-sensitive fragrance members 80 may be applied to the outer surface 52 of the backsheet 26 of a diaper 20. There is no fixed number as to how many touch-sensitive fragrance members 80 may be applied to a part of the backsheet outer surface 52. The number of touch-sensitive fragrance members 80 desired is entirely within the purview of the manufacturer. A touch-sensitive fragrance member 80 may be of any shape and configuration as deemed desirable by a manufacturer. Also, the size of a touch-sensitive fragrance members 80 is not fixed but is within the design limitations of a manufacturer. Of course, all sizes, num-

bers and configurations herein should be compatible with and within the limits of the function and size of a diaper.

[0029] Figure 5 also shows a preferred embodiment in which touch-sensitive fragrance members 80 are dispersed throughout the front 54, back 56 and crotch 58 portions of the diaper 20. In fact, the diaper 20 of Fig. 5 discloses a particularly preferred embodiment where a pair of touch-sensitive fragrance members 80 are each positioned adjacent to or placed in close proximity with their respective longitudinal edges 60. Furthermore, the touch-sensitive fragrance members 80 aligned next to the longitudinal edges 60 are preferably positioned at least in close proximity to the elasticized leg cuffs 30. The terms "positioned adjacent to" or "in close proximity with" mean herein that one component may be placed directly onto another component, one component may be placed directly next to another but substantially not be in the same space, one component may be placed next to a component (not directly) but be close enough as to be influenced by the movement and/or position changes of that component, and combinations thereof.

[0030] When a touch-sensitive fragrance member 80 is positioned adjacent to or in close proximity with an elasticized leg cuff 30, the effect produced should be a stretching of the touch-sensitive fragrance member 80 when the diaper 20 is applied to a wearer. In a preferred embodiment herein, at least some microcapsule burst and thus fragrance release shall occur when a diaper 20 having touch-sensitive fragrance members 80 placed adjacent to or in close proximity with the extensible leg cuffs 30 is applied to a user. While not wishing to be bound by any particular theory, it is believed herein that as a touch-sensitive fragrance member is stretched either laterally or longitudinally with an elasticized leg cuff 30 or elasticized waist band 32, stresses suitable to bursting the microcapsules herein are applied to the microcapsule-bearing binder 68. The binder 68 then transfers a significant portion of those stresses to at least some of the microcapsules, thereby bursting them to release the perfume located therein.

[0031] Additionally, touch-sensitive fragrance members 80 may also be placed adjacent to or in close proximity with one or both elasticized waist bands 32 in such a way as to affect the burst of their underlying microcapsules 70 thereby releasing perfume. Figures 1 and 5 show this configuration in which touch-sensitive fragrance members 80 are placed in close proximity to each elasticized waist band 32. Note, that as many touch-sensitive fragrance members as a manufacturer desires can be placed adjacent to or in close proximity with an elasticized leg cuff 30 or elasticized waist band 32 herein. Furthermore, touch-sensitive fragrance members 80 herein are not restricted as to their possible shapes and orientations. As in the above-mentioned example disclosing a touch-sensitive fragrance member 80 placed in close proximity to an elasticized leg cuff 30, the mechanism for bursting microcapsules, i.e., when

applying a diaper 20 to a user, thereby stretching the touch-sensitive fragrance members 80 along with the elasticized waist bands 32, also applies for touch-sensitive fragrance members 80 placed adjacent to or in close proximity with an elasticized waist band 32.

[0032] It is noted herein that if touch-sensitive fragrance members 80 are desired to burst microcapsules located therein upon application of a diaper 20 about a user, then stretchable materials and/or stretch components should be applied to the touch-sensitive fragrance members 80. At the very least, polymeric films and non-wovens used in touch-sensitive fragrance member construction should themselves provide adequate elasticity to allow for a touch-sensitive fragrance member 80 to adequately stretch with an elasticized waist band 32 or elasticized leg cuff 30 without structural failure of the touch-sensitive fragrance member 80.

[0033] Two main bursting or crushing mechanisms of microcapsules 70 herein are the following:

- a wearer's natural motion producing a pressure contact within the diaper to release, e.g., through walking, crawling, running, sitting, etc.; and
- a diaperer's or wearer's intentionally exerting pressure contact along the contact surface 85 of breathable member 80 (See Fig. 3).

[0034] In the embodiments herein, perfume can be released in normal activity; e.g., as a baby crawls across a floor or an incontinent adult walks or sits. This will of course depend on the sensitivity of the touch-sensitive fragrance members themselves, e.g., rupture strength of the microcapsules, and also on their placement on an absorbent article such as a diaper. For example, touch-sensitive fragrance members placed in and around the crotch portion 58 of a diaper 20 are believed to be properly placed to provide perfume releases when a wearer walks, crawls, sits or runs.

[0035] Figure 3 provides perspective on another mechanism herein for release of perfume from a touch-sensitive fragrance member. A diaperer or wearer can impact a touch-sensitive fragrance member at its upper surface or contact surface 85 and apply suitable pressure contact to that surface to produce the bursting and/or crushing of microcapsules 70. As should be clear in Fig. 3, a diaperer or wearer can use at least one finger to apply a pressure contact across and upon the contact surface 85 of the touch-sensitive fragrance member 80 to release perfume 95 from the burst/crushed microcapsules 72. Note, as many fingers as desired can be used to burst the microcapsules 70. Furthermore, a diaperer or user may use any article suitable, but not harmful, for the bursting of microcapsules to release their perfume.

[0036] Referring again to Figure 1, the diaper 20 also comprises a fastening system 40 having first fastening members 42 preferably comprising fastening tabs and a second fastening member 41 that can attach to one-another to form a side closure which maintains the front

waist region 54 and the rear waist region 56 in an overlapping configuration such that lateral tensions are maintained around the circumference of the diaper to maintain the diaper on the wearer. Exemplary fastening systems are disclosed in U.S. Patent No. 4,846,815 entitled "Disposable Diaper Having An Improved Fastening Device" issued to Scripps on July 11, 1989; U.S. Patent No. 4,894,060 entitled "Disposable Diaper With Improved Hook Fastener Portion" issued to Nestegard on January 16, 1990; U.S. Patent No. 4,946,527 entitled "Pressure-Sensitive Adhesive Fastener And Method of Making Same" issued to Battrell on August 7, 1990; U.S. Patent No. 3,848,594 entitled "Tape Fastening System for Disposable Diaper" issued to Buell on November 19, 1974; U.S. Patent No. 4,662,875 entitled "Absorbent Article" issued to Hirotsu et al. on May 5, 1987; and the herein before referenced U.S. Patent Application Serial No. 07/715,152.

[0037] Examples of suitable adhesive tape tab fastening systems are disclosed in U.S. Patent No. 3,848,594 issued to Buell on November 19, 1974; and U.S. Patent No. 4,662,875 issued to Hirotsu and Robertson on May 5, 1987. Examples of other closure systems, including mechanical closure systems, useful in the present invention, are disclosed in U.S. Patent No. 4,869,724 issued to Scripps on September 26, 1989; U.S. Patent No. 4,848,815 issued to Scripps on July 11, 1989; and the two-point fastening system described in U.S. Patent No. 5,242,436 issued to Weil, Buell, Clear, and Falcone on September 7, 1993. When a two-point fastening system is used, the waist closure members of the waist closure system are preferably longitudinally aligned with the extensible front waist feature 42 and laterally aligned with the elastic strands of the extensible leg cuff 30 to provide an effective closure about both the legs and the waist. As shown throughout the disclosure, the diaper 20 may be provided with a pair of fastening tabs 42 that allow the side panels to be first joined together. The diaperer then brings the containment assembly 22 between the legs of the wearer and joins the assembly 22 to the outer layer of the waist feature.

[0038] The fastening system can comprise any attachment means known in the art including pressure sensitive adhesives, cohesive materials, mechanical fasteners such as hook and loop type fasteners, or any combination of these or any other attachment means known in the art. Exemplary adhesive tape tab fastening systems are disclosed in U.S. Patent No. 3,848,594 entitled "Tape Fastening System for Disposable Diaper" issued to Buell on November 19, 1974; and U.S. Patent No. 4,662,875 entitled "Absorbent Article" issued to Hirotsu and Robertson on May 5, 1987. Exemplary fastening systems comprising mechanical fastening components are described in U.S. Patent No. 5,058,247 entitled "Mechanical Fastening Prong" issued to Thomas October 22, 1991; U.S. Patent No. 4,869,724 entitled "Mechanical Fastening Systems With Adhesive Tape Disposal Means For Disposal of Absorbent Articles" is-

sued to Scripps on September 26, 1989; and U.S. Patent No. 4,846,815 entitled "Disposable Diaper Having an Improved Fastening Device" issued to Scripps on July 11, 1989. An example of a fastening system having combination mechanical/adhesive fasteners is described in U.S. Patent No. 4,946,527 entitled "Pressure-Sensitive Adhesive Fastener and Method of Making Same" issued to Battrell on August 7, 1990.

[0039] As discussed, one embodiment of the present invention comprises a hook fastening material preferably comprising a base and a plurality of engaging elements extending from the base. The hook fastening material is intended to engage fibrous elements of a loop fastening material so as to provide a secure fastening device. Thus, the hook fastening material may be manufactured from a wide range of materials. Further, the engaging elements may have any shape such as hooks, "T's", "mushrooms" or any other shape as are well known in the art. Suitable materials include nylon, polyester, polypropylene, or any combination of these materials. Examples of preferred hook fastening materials are available from Aplix of Charlotte, NC under the trade designation 960, 957 and 942. Other preferred hook fastening materials are available from the Minnesota Mining and Manufacturing Company of St. Paul, Minnesota under the trade designations CS200, CS300, MC5 and MC6. Another preferred hook fastening material is described in U.S. Patent No. 5,058,247 entitled "Mechanical Fastening Prong" issued to Thomas October 22, 1991.

[0040] The second fastening member preferably comprises a fastening element engageable with the hook member. Thus, the second fastening member may be manufactured from a wide range of materials and configurations capable of securely engaging the hook member. For example, the second fastening member may comprise identical complementary elements or distinct complementary elements. As used herein, the term "identical complementary elements" is used to define mechanical fastening systems wherein the engaging elements of the hook member and the second fastening member comprise the same configuration or structure that are interlocking. Examples of such systems are described in Brown et al. U.S. Patent No. 4,322,875 entitled "Two Strip Materials Used For Forming Fasteners" issued on April 16, 1982 and Kellenberger et al. U.S. Patent No. 4,701,179 entitled "Fixed Position Fasteners For Disposable Absorbent Garments" issued on October 20, 1987. The term "distinct complementary elements" is used herein to designate a system wherein the hook member is different from the second fastening member but is engageable therewith.

[0041] In one preferred embodiment, the second fastening component comprises a plurality of fiber elements, such as a loop fastening material, that engage the engaging elements of the hook component. The loop fastening material may be manufactured from a wide range of materials to provide fiber elements, preferably

being loops. Suitable materials include woven materials, nonwovens, nylons, polyesters, polypropylenes, or any combination of these materials. One suitable loop fastening material is a nonwoven available from Minnesota Mining and Manufacturing Company, St. Paul, Minnesota under the trade designation EBL. A preferred loop fastening material comprises a number of shaped engaging elements projecting from a woven backing such as the commercially available material designated Guilford 18904 available from Guilford Mills of Greensboro, NC. Other suitable loop components are available from the Minnesota Mining and Manufacturing Company of St. Paul, Minnesota under the trade designation EBL. An inexpensive loop fastening material and a method of making the same is described in U.S. Patent No. 5,032,122, entitled "Loop Fastening Material For Fastening Device and Method of Making Same" issued to Noel et al., July 16, 1991. Another suitable loop material is described in U.S. Patent No. 5,326,612 entitled "Nonwoven Female Component for Refastenable Fastening Device and Method of Making the Same" issued to David J.K. Goulait on July 5, 1994, which is hereby incorporated by reference herein. Yet other suitable second fastening components are described in co-pending U.S. Patent Application Serial No. 08/254,814 entitled "Nonwoven Female Component For Refastenable Fastening Device and Method of Making the Same" filed June 6, 1994 in the names of Patrick Jay Allen et al.; U.S. Patent Application Serial No. 08/287,571 entitled "Nonwoven Female Component For Refastenable Fastening Device" filed August 9, 1994 in the names of Willie F. King et al.; and U.S. Patent Serial No. 08/374,269 entitled "Female Component For Refastenable Fastening Device" filed January 18, 1995 in the names of Carl L. Bergman et al.

[0042] The fastening elements may be disposed on either the outer surface 52 or the inner surface 50 of the diaper 20. In a preferred embodiment, however, the fastening elements are disposed on the diaper 20 such that the fasteners do not irritate the wearer's skin. In addition, the fastening elements may either be a discrete separate element affixed to the diaper 20 or a unitary piece of material that is neither divided nor discontinuous with an element of the diaper 20 such as the topsheet 24 or the backsheet 26. While the fastening elements can assume varying sizes and shapes, they preferably comprise one or more separate patches of material joined to the diaper 20 to allow for the best fit for a broad range of wearers.

[0043] The topsheet 24 is positioned adjacent the body surface of the absorbent core 28 and is preferably joined thereto and to the backsheet 26 by attachment means (not shown) such as those well known in the art. Suitable attachment means are described with respect to joining the backsheet 26 to the absorbent core 28. As used herein, the term "joined" encompasses configurations whereby a first element is directly secured to a second element by affixing the first element directly to the

second element, and configurations whereby the first element is indirectly secured to the second element by affixing the first element to an intermediate member(s) which in turn is affixed to the second element. In a preferred embodiment of the present invention, the topsheet 24 and the backsheet 26 are joined directly to each other in the diaper periphery and are indirectly joined together by directly joining them to the absorbent core 28 by attachment means (not shown).

[0044] The topsheet 24 is compliant, soft feeling, and non-irritating to the wearer's skin. Further, the topsheet 24 is liquid pervious permitting liquids (e.g., menses and/or urine) to readily penetrate through its thickness. A suitable topsheet 24 may be manufactured from a wide range of materials such as woven and nonwoven materials; polymeric materials such as apertured formed thermoplastic films, apertured plastic films, and hydroformed thermoplastic films; porous foams; reticulated foams; reticulated thermoplastic films; and thermoplastic scrims. Suitable woven and nonwoven materials can be comprised of natural fibers (e.g., wood or cotton fibers), synthetic fibers (e.g., polymeric fibers such as polyester, polypropylene, or polyethylene fibers) or from a combination of natural and synthetic fibers.

[0045] There are a number of manufacturing techniques which may be used to manufacture the topsheet 24. For example, the topsheet 24 may be a nonwoven web of fibers. When the topsheet comprises a nonwoven web, the web may be spunbonded, carded, wet-laid, meltblown, hydroentangled, combinations of the above, or the like. A preferred topsheet is carded and thermally bonded by means well known to those skilled in the fabrics art. A preferred topsheet comprises staple length polypropylene fibers having a denier of about 2.2. As used herein, the term "staple length fibers" refers to those fibers having a length of at least about 15.9 mm (0.625 inches). Preferably, the topsheet has a basis weight from about 18 to about 25 grams per square meter. A suitable topsheet is manufactured by Veratec, Inc., a Division of International Paper Company, of Walpole, Massachusetts under the designation P-8.

[0046] The backsheet 26 is positioned adjacent the garment surface of the absorbent core 28 and is preferably joined thereto by attachment means (not shown) such as those well known in the art. For example, the backsheet 26 may be secured to the absorbent core 28 by a uniform continuous layer of adhesive, a patterned layer of adhesive, or an array of separate lines, spirals, or spots of adhesive. Adhesives which have been found to be satisfactory are manufactured by H. B. Fuller Company of St. Paul, Minnesota and marketed as HL-1258. The attachment means will preferably comprise an open pattern network of filaments of adhesive as is disclosed in U.S. Patent No. 4,573,986 entitled "Disposable Waste-Containment Garment", which issued to Minetola and Tucker on March 4, 1986. An exemplary attachment means of an open pattern network of filaments

comprises several lines of adhesive filaments swirled into a spiral pattern such as is illustrated by the apparatus and methods shown in U.S. Patent No. 3,911,173 issued to Sprague, Jr. on October 7, 1975; U.S. Patent No. 4,785,996 issued to Ziecker, et al. on November 22, 1978; and U.S. Patent No. 4,842,666 issued to Werenicz on June 27, 1989. Alternatively, the attachment means may comprise heat bonds, pressure bonds, heat/pressure bonds, ultrasonic bonds, dynamic mechanical bonds, or any other suitable attachment means or combinations of these attachment means as are known in the art.

[0047] The backsheet 26 is impervious to liquids (e.g., urine) and is preferably manufactured from a thin plastic film, although other flexible liquid impervious materials may also be used. As used herein, the term "flexible" refers to materials which are compliant and will readily conform to the general shape and contours of the human body. The backsheet 26 prevents the exudates absorbed and contained in the absorbent core 28 from wetting articles which contact the diaper 20 such as bedsheets and undergarments. The backsheet 26 may thus comprise a woven or nonwoven material, polymeric films such as thermoplastic films of polyethylene or polypropylene, or composite materials such as a film-coated nonwoven material. Preferably, the backsheet is a thermoplastic film having a thickness of from about 0.012 mm (0.5 mil) to about 0.051 mm (2.0 mils). The backsheet preferably comprises a polyethylene blend film of about 0.025 mm (1.0 mil) as is manufactured by Tredegar Corporation of Terre Haute, IN and marketed as P8863.

[0048] The absorbent core 28 may be any absorbent means which is capable of absorbing and retaining liquids such as urine and other certain body exudates. The absorbent core 28 has a garment surface, a body surface, side edges, and waist edges. The absorbent core 28 may be manufactured in a wide variety of sizes and shapes (e.g., rectangular, hourglass, "T"-shaped, asymmetric, etc.) and from a wide variety of liquid-absorbent materials commonly used in disposable diapers and other absorbent articles such as comminuted wood pulp which is generally referred to as airfelt. Examples of other suitable absorbent materials include creped cellulose wadding, meltblown polymers including coform, cross-linked cellulose fibers, tissue including tissue wraps and tissue laminates, absorbent foams, absorbent sponges, superabsorbent polymers, absorbent gelling materials, or any equivalent material or combinations of materials. The configuration and construction of the absorbent core may also be varied (e.g., the absorbent core may have varying caliper zones, a hydrophilic gradient, a superabsorbent gradient, or lower average density and lower average basis weight acquisition zones; or may comprise one or more layers or structures). The total absorbent capacity of the absorbent core 28 should, however, be compatible with the design loading and the intended use of the diaper 20. Further, the size and ab-

sorbent capacity of the absorbent core 28 may be varied to accommodate wearers ranging from infants through adults. Figure 1 shows a preferred embodiment of the diaper 20 having a rectangular-shaped absorbent core.

[0049] An absorbent structure useful as the absorbent core 28 of the present invention that has achieved wide acceptance and commercial success is described in U.S. Patent No. 4,610,678 entitled "High-Density Absorbent Structures" issued to Weisman and Goldman on September 9, 1986. U.S. Patent No. 4,673,402 entitled "Absorbent Articles With Dual-Layered Cores" issued to Weisman, Houghton, and Gellert on June 16, 1987; U.S. Patent No. 4,888,231 entitled "Absorbent Core Having A Dusting Layer" issued to Angstadt on December 19, 1989; U.S. Patent No. 5,147,345 entitled "High Efficiency Absorbent Articles For Incontinence Management", issued to Young, LaVon & Taylor on September 15, 1992; U.S. Patent No. 5,102,597 entitled "Porous, Absorbent, Polymeric Macrostructures and Methods Of Making the Same", issued to Roe, Lahrman and Berg on April 7, 1992; and U.S. Patent No. 4,834,735, entitled "High Density Absorbent Members Having Lower Density and Lower Basis Weight Acquisition Zones", issued to Alemany and Berg on May 30, 1989; also describe absorbent structures that are useful in the present invention. The absorbent core 28 is preferably the dual-layer absorbent structure described in U.S. Patent No. 5,234,423 entitled "Absorbent Article With Elastic Waist Feature and Enhanced Absorbency", issued to Alemany and Clear on August 10, 1993.

[0050] In a preferred embodiment of the present invention, an acquisition layer(s) may be positioned between the topsheet 24 and the absorbent core 28 and joined to the absorbent core 28. The acquisition layer may serve several functions including improving wicking of exudates over and into the absorbent core. There are several reasons why the improved wicking of exudates is important, including providing a more even distribution of the exudates throughout the absorbent core 28 and allowing the absorbent structure to be made relatively thin. The wicking referred to herein may encompass the transportation of liquids in one, two or all directions (i.e., in the x-y plane and/or in the z-direction). The acquisition layer may be comprised of several different materials including nonwoven or woven webs of synthetic fibers including polyester, polypropylene, or polyethylene; natural fibers including cotton or cellulose; blends of such fibers; or any equivalent materials or combinations of materials. Examples of absorbent structures disclosed herein having an acquisition layer and a topsheet are more fully described in U.S. Patent No. 4,950,264 issued to Osborn, III and U.S. Patent Application Serial No. 07/944,764, "Absorbent Article Having Fused Layers", filed October 7, 1992, in the names of Cree, et al. In a preferred embodiment, the acquisition layer may be joined with the topsheet 24 and separate from the inserted absorbent material or absorbent core 28 by any of the conventional means for joining webs

together, most preferably by fusion bonds as is more fully described in the above-referenced Cree application.

[0051] The diaper 20 preferably further comprises extensible leg cuffs 30 for providing improved containment of liquids and other body exudates. Each extensible leg cuff 30 may comprise several different embodiments for reducing the leakage of body exudates in the leg regions. (The leg cuff can be and is sometimes also referred to as leg bands, leg flaps, barrier cuffs, or elastic cuffs.) U.S. Patent No. 3,860,003 entitled "Contractable Side Portions For a Disposable Diaper" issued to Buell on January 14, 1975, describes a disposable diaper which provides a contractible leg opening having a leg flap and one or more elastic members to provide an elasticized leg cuff (gasketing cuff). U.S. Patent No. 4,909,803 entitled "Disposable Absorbent Article Having Elasticized Flaps" issued to Aziz & Blaney on March 20, 1990, describes a disposable diaper having "stand-up" elasticized flaps (barrier cuffs) to improve the containment of the leg regions. U.S. Patent No. 4,695,278 entitled "Absorbent Article Having Dual Cuffs" issued to Lawson on September 22, 1987, describes a disposable diaper having dual cuffs including a gasketing cuff and a barrier cuff. U.S. Patent No. 4,704,115 entitled "Disposable Waist Containment Garment" issued to Buell on November 3, 1987, discloses a disposable diaper or incontinent garment having side-edge-leakage-guard gutters configured to contain free liquids within the garment. U.S. Patent No. 5,032,120 entitled "Disposable Absorbent Article Having Improved Leg Cuffs" issued to Freeland & Allen on July 16, 1991, discloses an absorbent article having leg cuffs having a relatively low ultimate contact force at relatively high elongation's accomplished, for example, by low contact force differential material. U.S. Patent No. 5,087,255 entitled "Absorbent Article Having Inflected Barrier Cuffs" issued to Sims on February 11, 1992, discloses an absorbent article having inflected barrier cuffs with the distal edge positioned outboard of the proximal edge in one waist region and inboard in the other to provide better fit about the hips/buttocks.

[0052] The diaper 20 further comprises extensible waist features 32 that provide improved fit and containment. The extensible waist features 32 at least extend longitudinally outwardly from the containment assembly 22, preferably a respective waist edge of the absorbent core 28, and generally form at least a portion of the end edge of the diaper 20. While a disposable diaper of the present invention is constructed with an extensible waist feature disposed in each waist region (an elastic waist feature 32), the discussion will focus on diapers having different configurations for each extensible waist feature. At a minimum, it is preferred that the diaper at least have one of the extensible waist features constructed according to the present invention, more preferably at least the elastic waist feature 32. The waist features can be constructed as a separate element joined to the containment assembly 22 or as an extension of other ele-

ments of the diaper (i.e., unitary). The waist features will be described with respect to preferred embodiments in which certain portions or panels comprise an extension of other elements of the diaper such as the backsheet 26, the topsheet 24, or both, and other portions or panels comprise a separate element joined to other portions or panels of the waist feature or other panels of the diaper.

[0053] As used herein, the term "cyclodextrin" includes any of the known cyclodextrins such as unsubstituted cyclodextrins containing from six to twelve glucose units, especially, alpha-, beta-, and gamma-cyclodextrins, and/or their derivatives, and/or mixtures thereof. The alpha-cyclodextrin consists of 6, the beta-cyclodextrin 7, and the gamma-cyclodextrin 8 glucose units arranged in a donut-shaped ring. The specific coupling and conformation of the glucose units give the cyclodextrins a rigid, conical molecular structure with a hollow interior of a specific volume. The "lining" of the internal cavity is formed by hydrogen atoms and glycosidic bridging oxygen atoms, therefore this surface is fairly hydrophobic. These cavities can be filled with all or a portion of an organic molecule with suitable size to form an "inclusion complex." Alpha-, beta-, and gamma-cyclodextrins can be obtained from, among others, American Maize-Products Company (Amaizo), Hammond, Indiana.

[0054] Cyclodextrin derivatives are disclosed in U.S. Patent Nos.: 3,426,011, Parmerter et al., issued Feb. 4, 1969; 3,453,257, 3,453,258, 3,453,259, and 3,453,260, all in the names of Parmerter, et al., and all also issued July 1, 1969; 3,459,731, Gramera, et al., issued Aug. 5, 1969; 3,553,191, Parmerter, et al., issued Jan. 5, 1971; 3,565,887, Parmerter, et al., issued Feb. 23, 1971; 4,535,152, Szejtli, et al., issued Aug. 13, 1985; 4,616,008, Hirai, et al., issued Oct. 7, 1986; 4,638,058, Brandt, et al., issued Jan. 20, 1987; 4,746,734, Tsuchiyama, et al., issued May 24, 1988; and 4,678,598, Oginno, et al., issued Jul. 7, 1987. Examples of cyclodextrin derivatives suitable for use herein are methyl-beta-cyclodextrin, hydroxy-ethyl-beta-cyclodextrin, and hydroxypropyl-beta-cyclodextrin of different degrees of substitution (D.S.), available from Amaizo; Wacker Chemicals (USA), Inc.; and Aldrich Chemical Company. Water-soluble derivatives are also highly desirable.

[0055] The compositions and articles of this invention optionally contain, in addition to uncomplexed, small particle size cyclodextrins, an effective, i.e., odor-controlling, amount of various additional adjunct odor-controlling materials. Incorporating adjunct odor-controlling materials will enhance cyclodextrin's capacity for controlling odors, as well as the range of odor types being controlled. Such materials include, for example, zeolites, activated carbon, kieselguhr, and water-soluble antibacterial compounds, such as cetyl pyridinium chloride, zinc chloride, copper salts, copper ions, chlorhexidine, quaternary ammonium compounds, chelating agents, parabens, chitin, pH buffered materials, and the like. Especially preferred is zeolite material having "in-

intermediate" silicate/aluminate ratios.

[0056] A wide variety of intermediate zeolites suitable for use herein are commercially available as VALFOR CP301-68, VALFOR 300-63, VALFOR CP300-35 and VALFOR CP300-56, from PQ Corporation, and the CBV100 series (other than Mordenite, as noted below) of zeolites from Conteka.

[0057] In the event the zeolites herein are optionally to be used in conjunction with the activated carbon, it is preferred (for visually aesthetic purposes) to coat the carbon with the zeolite using a binder.

[0058] Other odor-controlling agents include kieselguhr, and water-soluble antibacterial compounds, such as cetyl pyridinium chloride, zinc chloride, copper salts, copper ions, chlorhexidine, quaternary ammonium compounds, chelating agents, parabens, chitin, pH buffered materials, and the like.

[0059] The encapsulated agents ingredients and compositions, i.e., perfumes, of this invention are the conventional ones known in the art. Selection of any encapsulated agents component, or amount of encapsulated agents, is based on functional and aesthetic considerations. Preferred encapsulated agents components useful in the present invention are the highly volatile, and the moderately volatile encapsulated agents ingredients, more preferably the highly volatile, low boiling ingredients.

[0060] The highly volatile, low boiling, encapsulated agents ingredients typically have boiling points of about 250°C or lower. These highly volatile encapsulated agents ingredients are fleeting and are quickly lost as they are released. Many of the more moderately volatile encapsulated agents ingredients are also quickly lost. The moderately volatile encapsulated agents ingredients are those having boiling points of from about 250°C to about 300°C. Many of the encapsulated agents ingredients as discussed hereinafter, along with their odor characters, and their physical and chemical properties, such as boiling point and molecular weight, are given in "Encapsulated agents and Flavor Chemicals (Aroma Chemicals)," Steffen Arctander, published by the author, 1969.

[0061] Examples of the highly volatile, low boiling, encapsulated agents ingredients are: anethole, benzaldehyde, benzyl acetate, benzyl alcohol, benzyl formate, iso-bornyl acetate, camphene, cis-citral (neral), citronellal, citronellol, citronellyl acetate, paracymene, decanal, dihydrolinalool, dihydromyrcenol, dimethyl phenyl carbinol, eucalyptol, geranial, geraniol, geranyl acetate, geranyl nitrile, cis-3-hexenyl acetate, hydroxycitronellal, d-limonene, linalool, linalool oxide, linalyl acetate, linalyl propionate, methyl anthranilate, alpha-methyl ionone, methyl nonyl acetaldehyde, methyl phenyl carbinyl acetate, laevo-menthyl acetate, menthone, iso-menthone, myrcene, myrcenyl acetate, myrcenol, nerol, neryl acetate, nonyl acetate, phenyl ethyl alcohol, alpha-pinene, beta-pinene, gamma-terpinene, alpha-terpineol, beta-terpineol, terpinyl acetate, and vertenex (para-tertiary-

butyl cyclohexyl acetate). Some natural oils also contain large percentages of highly volatile encapsulated agents ingredients. For example, lavandin contains as major components: linalool; linalyl acetate; geraniol; and citronellol. Lemon oil and orange terpenes both contain about 95% of d-limonene.

[0062] Examples of moderately volatile encapsulated agents ingredients are: amyl cinnamic aldehyde, iso-amyl salicylate, beta-caryophyllene, cedrene, cinnamic alcohol, coumarin, dimethyl benzyl carbinyl acetate, ethyl vanillin, eugenol, iso-eugenol, flor acetate, heliotropine, 3-cis-hexenyl salicylate, hexyl salicylate, lillial (para-tertiarybutyl-alpha-methyl hydrocinnamic aldehyde), gamma-methyl ionone, nerolidol, patchouli alcohol, phenyl hexanol, beta-selinene, trichloromethyl phenyl carbinyl acetate, triethyl citrate, vanillin, and veratraldehyde. Cedarwood terpenes are composed mainly of alpha-cedrene, beta-cedrene, and other C₁₅H₂₄ sesquiterpenes.

[0063] The encapsulated agents/cyclodextrin inclusion complexes of this invention are formed in any of the ways known in the art. Typically, the complexes are formed either by bringing the encapsulated agents and the cyclodextrin together in a suitable solvent, e.g., water, or, preferably, by kneading/slurrying the ingredients together in the presence of a suitable, preferably minimal, amount of solvent, preferably water. The kneading/slurrying method is particularly desirable because it results in smaller particles so that there is less, or no, need to reduce the particle size. In addition, less solvent is needed and therefore less separation of the solvent is required. Disclosures of complex formation can be found in Atwood, J.L., J.E.D. Davies & D.D. MacNichol, (Ed.): *Inclusion Compounds*, Vol. III, Academic Press (1984), especially Chapter 11, Atwood, J.L. and J.E.D. Davies (Ed.): *Proceedings of the Second International Symposium of Cyclodextrins* Tokyo, Japan, (July, 1984), and J. Szejtli, *Cyclodextrin Technology*, Kluwer Academic Publishers (1988).

[0064] Microcapsules for use in this invention can be made by many of several well-known encapsulating processes. Examples of appropriate processes include chemical encapsulating processes and mechanical encapsulating processes. A wide variety of processes exist by which the microcapsules herein can be manufactured. These varied processes provide different techniques for producing microcapsules of varying sizes, alternative materials for the composition of the capsule shell and various different functional materials within the shell. Some of these various processes are shown in U. S. Patent Nos. 3,516,846; 3,516,941; 3,996,156; 4,409,156 and 5,180,637 and British patent specification Nos. 1,156,725; 2,041,319 and 2,048,206.

[0065] An example of a mechanical encapsulating process is the impingement of droplets of the material to be encapsulated (i.e., in the case of this invention, encapsulated agents or other deodorant composition) within liquid or semi-solid films of intended capsule wall

material; separation of the thereby encapsulated droplet from the film of impingement; and solidification of the microcapsule wall material.

[0066] Chemical encapsulating processes generally include combining a first reactive material in a continuous phase capsule manufacturing vehicle and a second reactive material into droplets to be encapsulated. The droplets are then dispersed in the manufacturing vehicle and a reaction between the reactive materials is effected. Liquid-liquid phase separation of the polymeric capsule wall material from the vehicle is carried out wherein the phase-separated polymeric material wets and envelops the dispersed droplets to be encapsulated.

[0067] A wide variety of different materials may also be used in making the capsule shells. A popular material for shell formation is the polymerization reaction product between urea and formaldehyde or melamine and formaldehyde, or the polycondensation products of monomeric or low molecular weight polymers of dimethylolurea or methylolated urea with aldehydes. A variety of capsule forming materials are disclosed, for example, in U.S. Patent Nos. 3,516,846 and 4,087,376 and British patent specification Nos. 2,006,709 and 2,062,570.

[0068] It has also been found that microcapsule size plays a role in the usefulness of microcapsules herein according to the practice of the present invention. Generally the microcapsules should have an average diameter between 5 and 100 microns and preferably between 12 and 30 microns when the capsule payload is between 80 and 90% by weight of the total capsule weight. It is highly preferred that microcapsules herein have an average diameter between 14 and 42 microns and it is most preferred that the microcapsules have a diameter between 15 and 25 microns. These dimensions play an important role in the ability to control the percentage of rupture of microcapsules in the practice of the present invention. With lower payloads (e.g., 70 - 80%), the microcapsules should be larger to provide the necessary rupture strength. The broadest range of average capsule size under most conditions would be about 5 to 100 microns. When 8 micron microcapsules are used, a 90 - 95 % by weight payload is preferred. Generally preferred are microcapsules having sizes of between 8 and 30 microns.

[0069] Microcapsules herein can form between 20 and 99 percent by volume of the total binder composition of a breathable member 80, but most preferably between 30 and 75 percent of this total composition volume. The absolute peel force tends to be dependent on the weight of the base coat and relatively independent of the amount of microcapsules (up to 50% by weight of microcapsules 70 per unit area).

[0070] In most preferable embodiments, the nature and composition of the binder is not critical to the practice of the invention as long as the binder is capable of bonding the microcapsules 70 to the backsheet outer surface 52 or backing member 88. The quantity of adhesive must be sufficient to hold the microcapsules in

place until they rupture due to bursting/crushing. Any class of adhesives including but not limited to polyurethane's, polyacrylates, polyvinyl resins (e.g., polyvinyl alcohol, polyvinyl chloride), polyamides, polyesters, polyolefins, starches, gum arabic, gelatin and the like may be readily used in the practice of the present invention.

[0071] Preferably, the binder 68 used to secure the microcapsules 70 contained therein to the backsheet outer surface or backing member and the breathable member is an acrylate- or methacrylate-based adhesive system comprising infusible, solvent dispersible, solvent insoluble, inherently tacky, elastomeric copolymer microspheres as disclosed in U.S. Patent No. 3,691,140. Alternatively, this adhesive composition may comprise hollow, polymer, acrylate, infusible, inherently tacky, solvent insoluble, solvent dispersible, elastomeric pressure-sensitive adhesive microspheres as disclosed in U.S. Patent No. 5,045,569. Washing of the microcapsules 70 before mixing them with the adhesive often tends to provide more consistency in their properties by removing low molecular weight, unreacted materials.

[0072] In another aspect, the present invention involves a novel article comprising a thermoplastic, preferably flexible, substrate having partially embedded therein rupturable microcapsules. In this embodiment, binder resin is required. This article can be used in situations where good retention and protection of microcapsules is required, but where access to the microcapsules must be retained. Methods for applying the binder (with microcapsules) to the substrate can vary, depending upon available methods and economics more than any other parameter. Suitable application methods include air knife, gravure coating, and printing methods including silk screening, gravure, and flexographic techniques. The binder (with microcapsules) may be applied either in a continuous or discontinuous pattern on the backsheet outer surface or backing member.

[0073] Capsule wall materials suitable for use in accordance with the teachings of this invention include any appropriate polymeric film-forming material. For example, microcapsules may be made from natural hydrophilic polymeric materials such as gelatin, gum arabic, starch, carrageenin, and zein; natural polymeric materials modified in some way such as ethyl cellulose, carboxymethyl cellulose, shellac, resin and nitrocellulose; and other polymeric materials such as polyvinyl alcohol, polyethylene, polystyrene, polyacrylamide, polyether, polyester, polybutadiene, silicone, epoxy and polyurethane.

[0074] The particular encapsulated agents or deodorant encapsulated forms no part of this invention and may be varied to so great a degree as to defy classification or description. Reference is made, instead, to "Cosmetics, Science and Technology," second edition, edited by M.S. Balsam and Edward Sagarin and published by John Wiley & Sons, Inc., of New York, 1972. In particular, reference is made to Chapter 32, "Fragrance" written

by M. S. Balsam for examples of the variety of encapsulated agents formulations possible.

[0075] The material contained in the microcapsules herein can be any of a variety of liquids, including solutions, dispersions, and gelled materials. Preferred types of ingredients are organic solids which are fragrance-releasing materials that readily volatilize upon rupture of the microcapsules. The most preferred types of ingredients would be fragrant materials (such as essences and most preferably medium to highly volatile perfumes) or materials which provide chemically active vapors or liquids (e.g., bacteriostats or deodorants). Whatever the fragrance, it or they should be chosen to be compatible with the touch-sensitive fragrance members, including the binder 68, the breathable members 82, the backing member 88, the backsheet 26 and all other diaper components herein.

Claims

1. A disposable diaper (20) comprising a chassis (22) having an upper surface and a bottom surface, a front portion (54), a back portion (56) positioned opposite to said front portion (54), a crotch portion (50) positioned between said front portion (54) and said back (56) portion, a longitudinal axis (100), a transverse axis (102), a pair of end edges (62) and a pair of longitudinal edges (60), said chassis (22) comprising a topsheet (24), a backsheet (26) joined to said topsheet (24), said backsheet (26) having an inner surface and an outer surface (52), an absorbent core (28) positioned between said topsheet (24) and said backsheet (26), **characterized in that:**
 - at least one touch-sensitive fragrance member (80) is located on said backsheet outer surface (52), said fragrance member (80) comprising a breathable member (82) having a periphery and a user contact surface (90), said breathable member (82) being fixedly attached to said backsheet outer surface (52) and having fragrance release agents (70) being positioned between said breathable member (82) and said backsheet outer surface (52), said fragrance release agents (70) preferably being microcapsules (70).
2. The diaper (20) of Claim 1 wherein said disposable diaper (20) comprises a plurality of said touch-sensitive fragrance members (80).
3. The diaper (20) of Claim 1 wherein at least one said touch-sensitive fragrance member (80) is located at said front portion (54) of said chassis (22), at least one said touch-sensitive fragrance member (80) is located at said back portion (56) of said chassis (22), or both.
4. The diaper (20) of Claim 1 wherein at least one said touch-sensitive fragrance member (80) is either located within said crotch portion (50), located adjacent to one of said end edges (62), located adjacent to one of said longitudinal edges (60) or combinations thereof.
5. The diaper (20) of Claim 1 further comprising a pair of leg cuffs (30), each said leg cuff (30) being positioned adjacent to one of said longitudinal edges (60), at least one said touch-sensitive fragrance member (80) being positioned adjacent to each said leg cuff (30), each said touch-sensitive fragrance member (80) preferably being placed in dynamic relationship to each said leg cuff (30) such that as said leg cuff (30) contracts and expands, said fragrance members (80) will likewise contract and expand thereby activating said fragrance release agents (70) within said fragrance members (80).
6. The diaper (20) of Claim 1 wherein at least one said touch-sensitive fragrance member (80) comprises a backing member (88) held adjacent to and fixed to said backsheet outer surface (52), said backing member (88) being attached to said fixed, breathable member (82) with release agents (70) therebetween, said periphery of said breathable member (82) preferably being bonded to said backing member (88).
7. The diaper (20) of Claim 6 wherein said backing member (88) comprises at least a portion of said backsheet outer surface (52).
8. The diaper (20) of Claim 1 wherein said breathable member (82) comprises a nonwoven web, preferably permitting substantially only fragrances to pass through said breathable member (82).
9. The diaper (20) of Claim 1 wherein said fragrance release agents (70) comprise perfume selected from the group consisting of uncomplexed cyclodextrins, perfumes, zeolites, activated carbons and mixtures thereof.
10. The diaper (20) of Claim 1 wherein a number of said release agents (70) diffusely release perfume over time at pressure contact of said touch-sensitive fragrance member (80) by a user, release perfume in a fragrance burst at pressure contact of said touch-sensitive fragrance member (80) by a user, or both, said fragrance release agents (70) being substantially fixed in position and orientation by a binder (68), said binder (68) preferably comprising an adhesive.

Patentansprüche

1. Einwegwindel (20) mit einem Grundkörper (22) mit einer oberseitigen Oberfläche und einer unterseitigen Oberfläche, einem vorderen Bereich (54), einem hinteren Bereich (56), der dem vorderen Bereich (54) entgegen gesetzt positioniert ist, einem Schrittbereich (50), der zwischen dem vorderen Bereich (54) und dem hinteren Bereich (56) positioniert ist, einer Längsachse (100), einer Querachse (102), einem Paar Stirnränder (62) und einem Paar Längsränder (60), wobei der Grundkörper (22) eine Oberschicht (24) aufweist, eine mit der Oberschicht (24) verbundene Unterschicht (26), wobei die Unterschicht (26) eine innere Oberfläche und eine äußere Oberfläche (52) hat, einen absorbierenden Kern (28), der zwischen der Oberschicht (24) und der Unterschicht (26) positioniert ist, **dadurch gekennzeichnet, daß:**

wenigstens ein berührungsempfindliches Duftelement (80) auf der äußeren Oberfläche (52) der Unterschicht angeordnet ist, wobei das Duftelement (80) ein atmungsfähiges Element (82) mit einem Umfang und einer Benutzer-Kontaktfläche (90) umfaßt, wobei das atmungsfähige Element (82) an der äußeren Oberfläche (52) der Unterschicht fest angebracht ist und Duftfreigabemittel (70) aufweist, die zwischen dem atmungsfähigen Element (82) und der äußeren Oberfläche (52) der Unterschicht positioniert sind, wobei die Duftfreigabemittel (70) vorzugsweise Mikrokapseln (70) sind.

2. Windel (20) nach Anspruch 1, in welcher die Einwegwindel (20) eine Mehrzahl von berührungsempfindlichen Duftelementen (80) aufweist.
3. Windel (20) nach Anspruch 1, in welcher wenigstens ein berührungsempfindliches Duftelement (80) an dem vorderen Bereich (54) des Grundkörpers (22) angebracht ist, wenigstens ein berührungsempfindliches Duftelement (80) an dem hinteren Bereich (56) des Grundkörpers (22) oder an beiden angebracht ist.
4. Windel (20) nach Anspruch 1, in welchem wenigstens ein berührungsempfindliches Duftelement (80) entweder innerhalb des Schrittbereichs (50) angeordnet ist, angrenzend an einen der Stirnränder (62) angeordnet ist, angrenzend an einen der Längsränder (60) oder an Kombinationen davon angebracht ist.
5. Windel (20) nach Anspruch 1, ferner mit einem Paar Beinaufschlägen (30), wobei jeder Beinaufschlag (30) angrenzend an einen der Längsränder (60) po-

sitioniert ist, wobei wenigstens ein berührungsempfindliches Duftelement (80) angrenzend an jeden Beinaufschlag (30) positioniert ist, wobei jedes berührungsempfindliche Duftelement (80) vorzugsweise in einer dynamischen Beziehung zu jedem Beinaufschlag (30) angeordnet ist, derart, daß der Beinaufschlag (30) kontrahiert und expandiert, wobei die Duftelemente (80) ebenso kontrahieren und expandieren, wodurch die Duftfreigabeelemente (70) innerhalb der Duftelemente (80) aktiviert werden.

6. Windel (20) nach Anspruch 1, in welcher wenigstens ein berührungsempfindliches Duftelement (80) ein Unterlageelement (88) umfaßt, das angrenzend an und fixiert an der äußeren Oberfläche (52) der Unterschicht gehalten ist, wobei das Unterlageelement (88) an dem fixierten atmungsfähigen Element (82) mit den Freigabemitteln (70) dazwischen angebracht ist, wobei der Umfang des atmungsfähigen Elements (82) vorzugsweise mit dem Unterlageelement (88) verbunden ist.
7. Windel (20) nach Anspruch 6, in welcher das Unterlageelement (88) wenigstens einen Bereich der äußeren Oberfläche (52) der Unterschicht umfaßt.
8. Windel (20) nach Anspruch 1, in welcher das atmungsfähige Element (82) eine Vliesbahn umfaßt, die vorzugsweise im wesentlichen nur Duftstoffen erlaubt, durch das atmungsfähige Element (82) hindurch zu gelangen.
9. Windel (20) nach Anspruch 1, in welcher die Duftfreigabemittel (70) ein Parfüm umfassen, ausgewählt aus der Gruppe bestehend aus nicht komplexen Cyclodextrinen, Parfümen, Zeolithen, aktivierten Kohlenstoffen und Mischungen davon.
10. Windel (20) nach Anspruch in welcher eine Anzahl von Freigabemitteln (70) bei Druckkontakt des druckempfindlichen Duftelements (80) durch einen Benutzer über die Zeit diffus freigeben, Parfüm bei Druckkontakt des druckempfindlichen Duftelements (80) durch einen Benutzer in einer Duftexplosion oder in beider Weise freigeben, wobei die Duftfreigabemittel (70) in ihrer Position und Ausrichtung durch einen Binder (68) im wesentlichen fixiert sind; wobei der Binder (68) vorzugsweise eine Haftmittel umfaßt.

Revendications

1. Couche jetable (20) comprenant un châssis (22) présentant une surface supérieure et une surface inférieure, une partie avant (54), une partie arrière (56) placée à l'opposé de ladite partie avant (54),

une partie d'entrejambe (50) placée entre ladite partie avant (54) et ladite partie arrière (56), un axe longitudinal (100), un axe transversal (102), une paire de bords d'extrémité (62) et une paire de bords longitudinaux (60), ledit châssis (22) comprenant une feuille de dessus (24), une feuille de fond (26) réunie à ladite feuille de dessus (24), ladite feuille de fond (26) présentant une surface intérieure et une surface extérieure (52), une âme absorbante (28) placée entre ladite feuille de dessus (24) et ladite feuille de fond (26), **caractérisée en ce que :**

au moins un élément à odeur agréable sensible au toucher (80) est situé sur ladite surface extérieure de feuille de fond (52), ledit élément à odeur agréable (80) comprenant un élément pouvant respirer (82) présentant une périphérie et une surface de contact avec l'utilisateur (90), ledit élément pouvant respirer (82) étant fixé de manière ferme à ladite surface extérieure de feuille de fond (52) et ayant des agents de libération d'odeur agréable (70) placés entre ledit élément pouvant respirer (82) et ladite surface extérieure de feuille de fond (52), lesdits agents de libération d'odeur agréable (70) étant, de préférence, des microcapsules (70).

2. Couche (20) selon la revendication 1, dans laquelle ladite couche jetable (20) comprend une pluralité desdits éléments à odeur agréable sensibles au toucher (80).
3. Couche (20) selon la revendication 1, dans laquelle au moins un élément à odeur agréable sensible au toucher (80) est situé au niveau de ladite partie avant (54) dudit châssis (22), dans laquelle au moins un élément à odeur agréable sensible au toucher (80) est situé au niveau de ladite partie arrière (56) dudit châssis (22), ou dans laquelle les deux conditions précédentes sont remplies.
4. Couche (20) selon la revendication 1, dans laquelle au moins un élément à odeur agréable sensible au toucher (80) est situé, soit à l'intérieur de ladite partie d'entrejambe (50), soit à proximité immédiate d'un desdits bords d'extrémité (62), soit à proximité immédiate d'un desdits bords longitudinaux (60), soit de manière combinée selon les trois possibilités précédentes.
5. Couche (20) selon la revendication 1, comprenant, en outre, une paire de revers de jambe (30), chaque dit revers de jambe (30) étant placé à proximité immédiate d'un desdits bords longitudinaux (60), au moins un élément à odeur agréable sensible au toucher (80) étant placé à proximité immédiate de chaque dit revers de jambe (30), chaque dit élément à odeur agréable sensible au toucher (80) étant pla-

cé, de préférence, selon une relation dynamique par rapport à chaque dit revers de jambe (30) afin que, lorsque ledit revers de jambe (30) se contracte et s'étend, lesdits éléments à odeur agréable (80) se contractent et s'étendent de la même manière activant, ainsi, lesdits agents de libération d'odeur agréable (70) à l'intérieur desdits éléments à odeur agréable (80).

6. Couche (20) selon la revendication 1, dans laquelle au moins un élément à odeur agréable sensible au toucher (80) comprend un élément de support (88) maintenu à proximité immédiate de ladite surface extérieure de feuille de fond (52) et fixé à celle-ci, ledit élément de support (88) étant fixé audit élément pouvant respirer, fixe (82), les agents de libération (70) se trouvant entre ceux-ci, ladite périphérie dudit élément pouvant respirer (82) étant reliée, de préférence, audit élément de support (88).
7. Couche (20) selon la revendication 6, dans laquelle ledit élément de support (88) comprend au moins une partie de ladite surface extérieure de feuille de fond (52).
8. Couche (20) selon la revendication 1, dans laquelle ledit élément pouvant respirer (82) comprend une nappe non tissée permettant, de préférence, pratiquement aux seules odeurs agréables de traverser ledit élément pouvant respirer (82).
9. Couche (20) selon la revendication 1, dans laquelle lesdits agents de libération d'odeur agréable (70) comprennent des parfums choisis parmi le groupe constitué par les cyclodextrines non complexées, les parfums, les zéolites, les charbons activés et leurs mélanges.
10. Couche (20) selon la revendication 1, dans laquelle plusieurs desdits agents de libération (70) libèrent toujours de manière diffuse un parfum lors d'un contact par pression dudit élément à odeur agréable sensible au toucher (80) par un utilisateur, libèrent un parfum sous la forme d'un jet d'odeur agréable lors d'un contact par pression dudit élément à odeur agréable sensible au toucher (80) par un utilisateur, ou libèrent un parfum selon les deux manières précédentes, lesdits agents de libération d'odeur agréable (70) étant sensiblement fixes par rapport à la position et à l'orientation grâce à un liant (68), ledit liant (68) comprenant, de préférence, un adhésif.

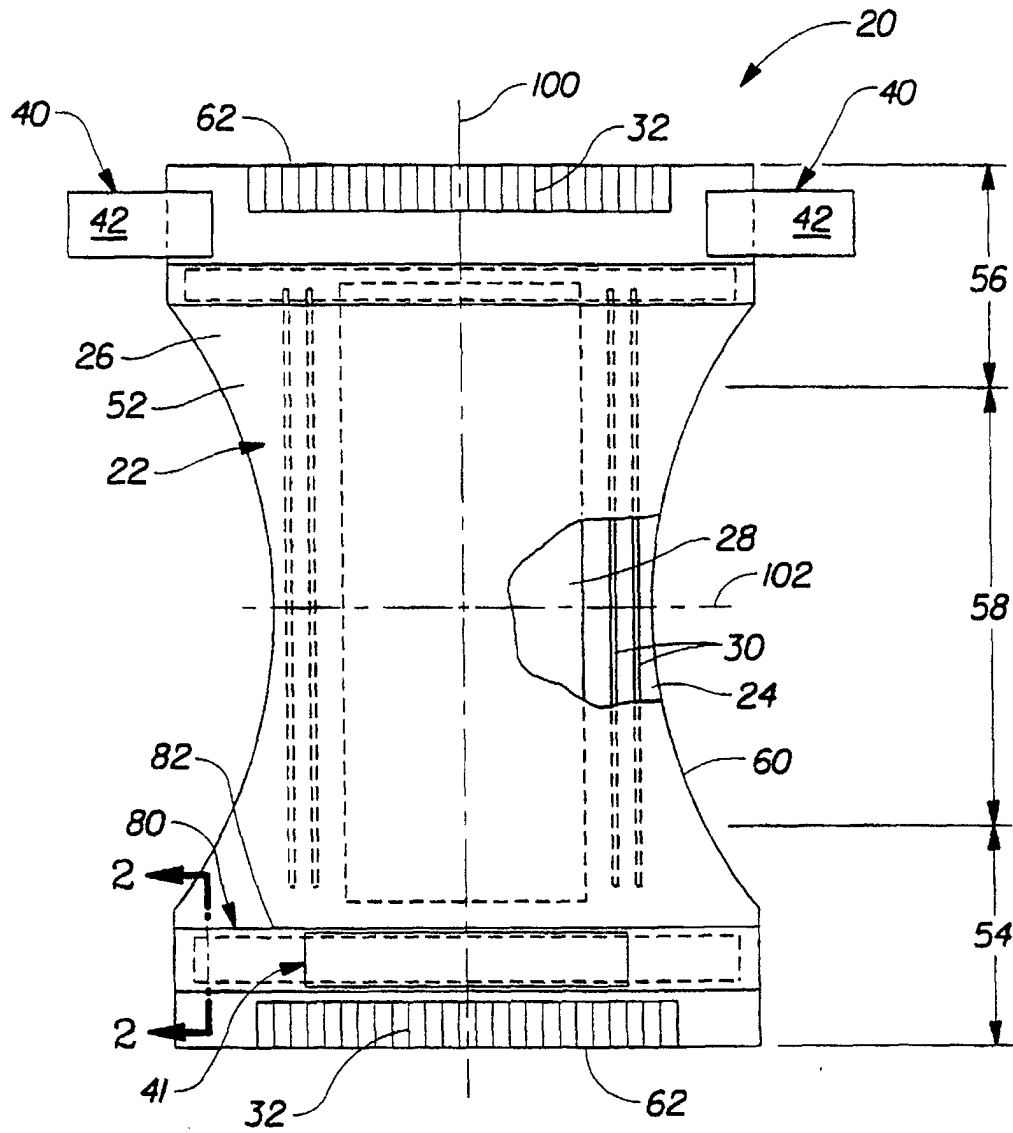


Fig. 1

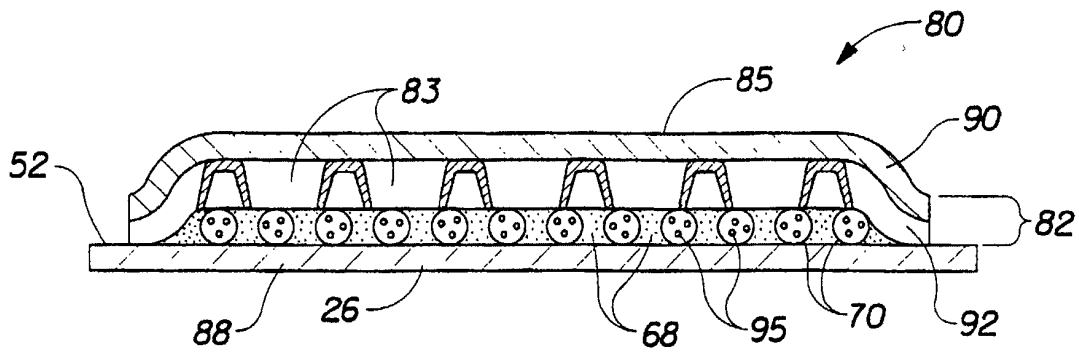


Fig. 2

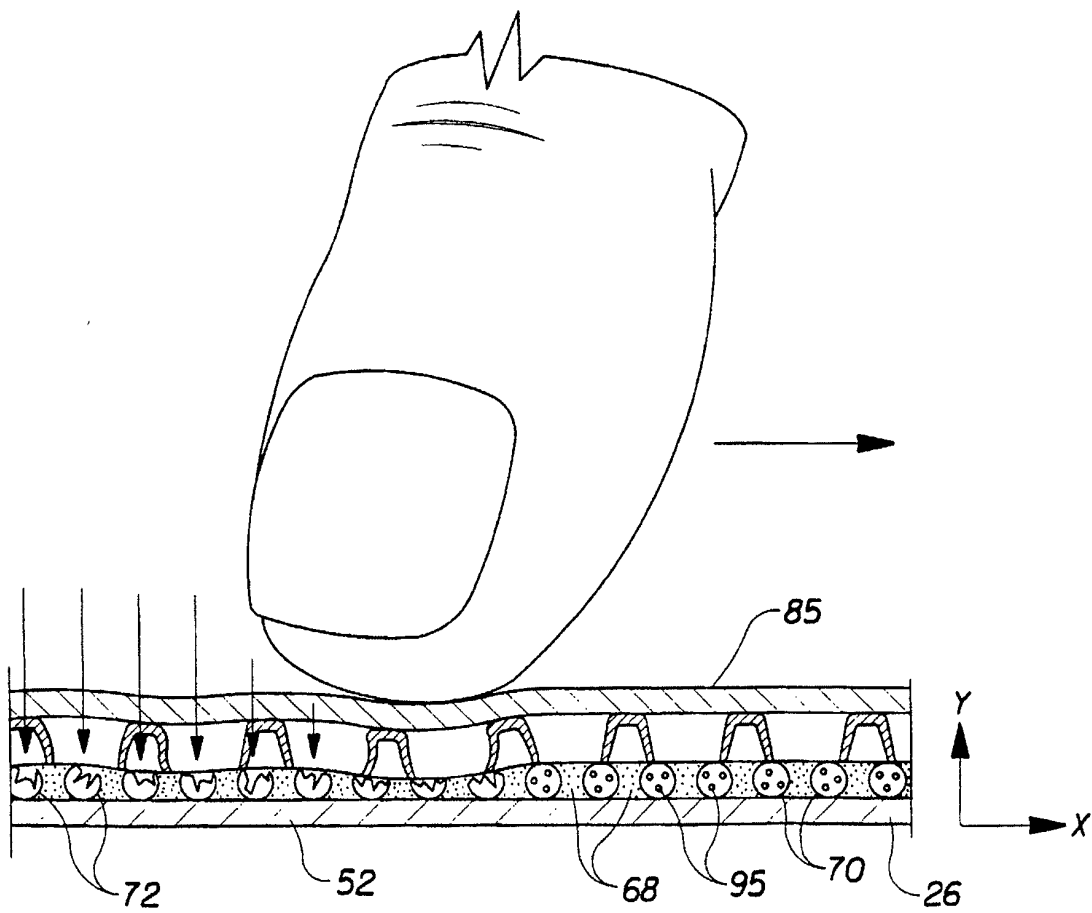


Fig. 3

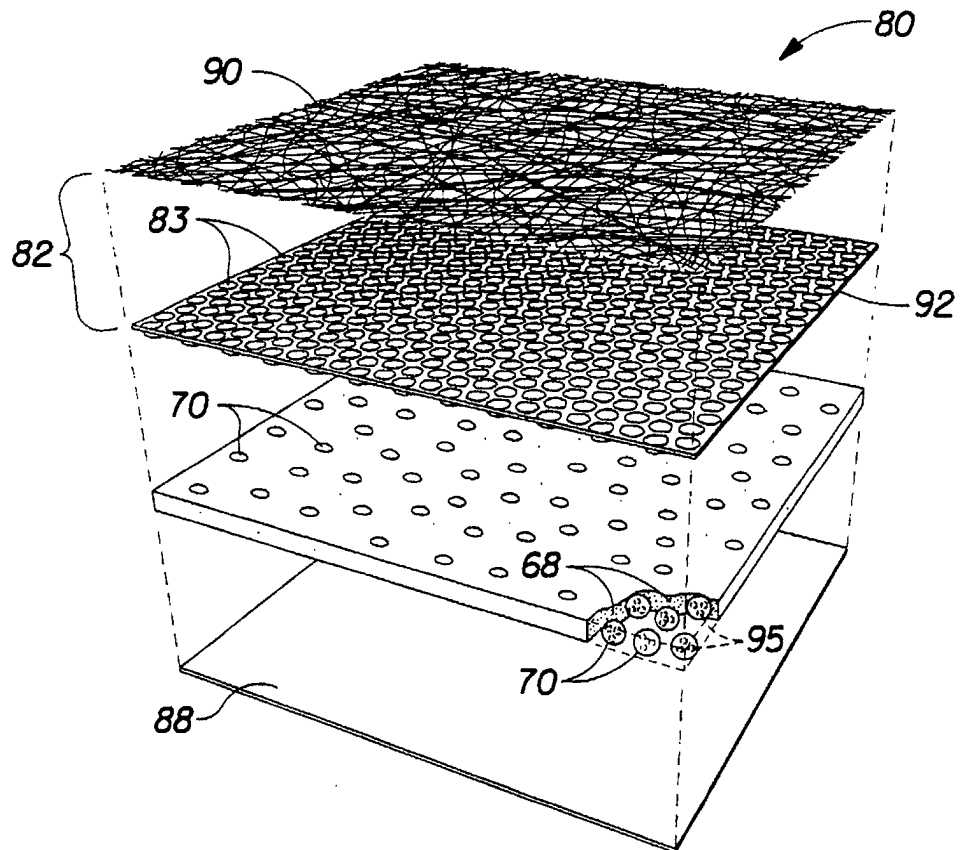


Fig. 4

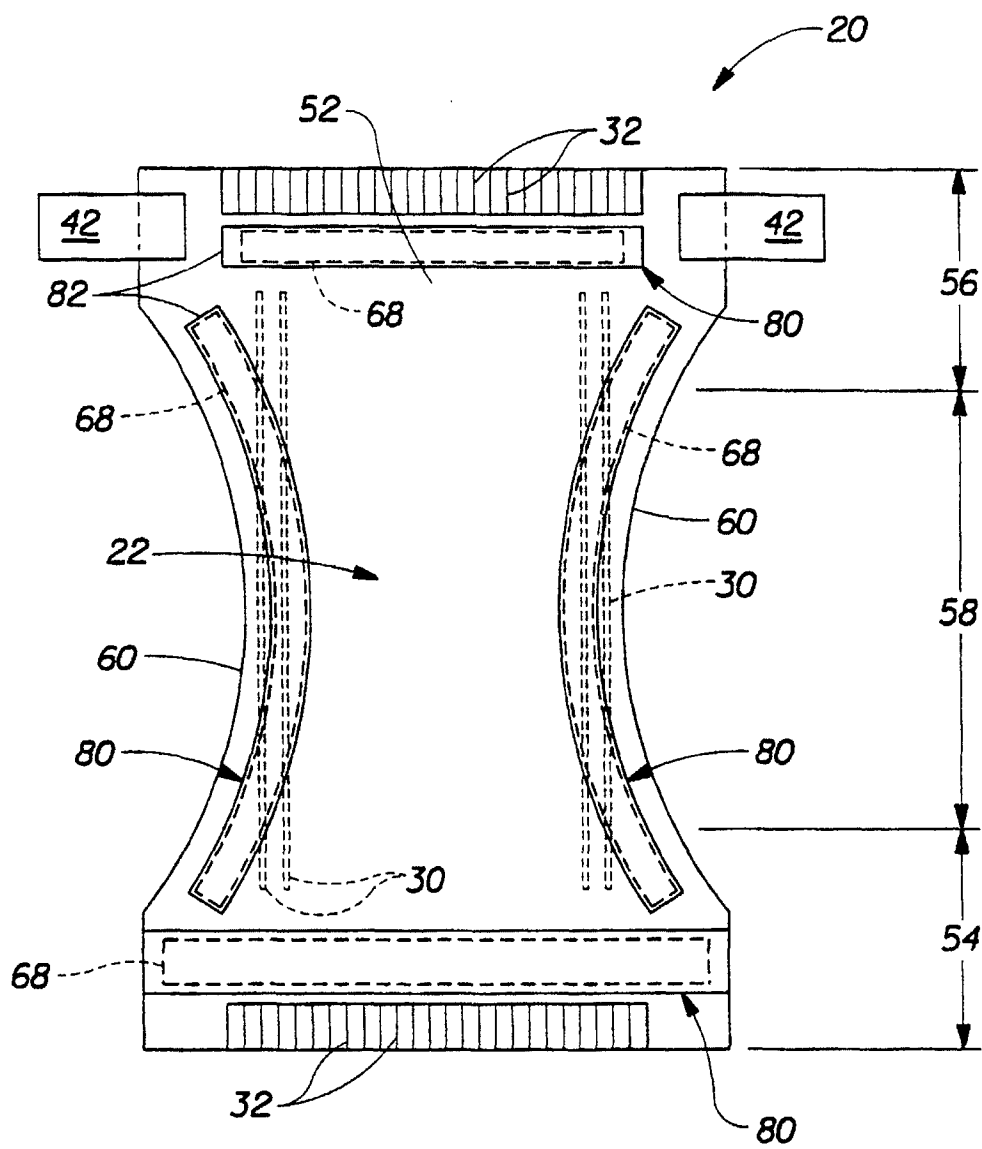


Fig. 5