



Europäisches Patentamt  
European Patent Office  
Office européen des brevets



(11)

**EP 0 989 533 A1**

(12)

## EUROPEAN PATENT APPLICATION

(43) Date of publication:

**29.03.2000 Bulletin 2000/13**

(51) Int Cl.7: **G09F 7/12**

(21) Application number: **98307832.0**

(22) Date of filing: **25.09.1998**

(84) Designated Contracting States:

**AT BE CH CY DE DK ES FI FR GB GR IE IT LI LU  
MC NL PT SE**

Designated Extension States:

**AL LT LV MK RO SI**

(71) Applicant: **Taiwan Hopax Chemicals Mfg., Co., Ltd**  
**Feng-Shang City, Kaohsiung Hsien (TW)**

(72) Inventors:

- **Kuo, Tsung-Tien**  
**Niao-Sung Hsiang, Kaohsiung Hsien (TW)**

• **Lin, Ho-Tsai**

**Nan-Tzu Dist., Kaohsiung City, Taiwan (CN)**

• **Liu, Jen-Rong**

**Feng-Shan City, Kaohsiung Hsien (TW)**

• **Lin, Bin-Tzer**

**Taipei City (TW)**

(74) Representative: **Skone James, Robert Edmund**

**GILL JENNINGS & EVERY**

**Broadgate House**

**7 Eldon Street**

**London EC2M 7LH (GB)**

(54) **Multi-layered bulletin board**

(57) A multi-layered bulletin board includes a stack of bulletin holding sheets 21, each of which has a first surface which is applied with a pressure-sensitive adhesive that forms an adhesive layer 211 adapted to per-

mit removable and repositionable adhesion of a bulletin 3 thereon, and an opposite second surface applied with a release agent that forms a release layer 213 and that is adhered removably to the adhesive layer 211 of an adjacent one of the bulletin holding sheets 21.

**EP 0 989 533 A1**

## Description

**[0001]** This invention relates to a multi-layered bulletin board, more particularly to a bulletin board having a stack of bulletin holding sheets to permit adhesion of a bulletin thereon.

**[0002]** A conventional bulletin board, as shown in Figure 1, generally includes a bulletin body 12 and a frame 11 surrounding the bulletin body 11. The bulletin body 11 is typically made of a magnetically attractive metal, a wooden material or a cork material. In use, positioning members 13, such as magnets or thumb pins, are required for positioning a bulletin 14 on the bulletin body 12.

**[0003]** The conventional bulletin board suffers from the following drawbacks:

(1) Since the positioning members 13 are attached at selected points of the bulletin 14, the positioning effect thereof is not satisfactory. When a stack of bulletins is to be pinned on the bulletin board, use of two or four pins at two or four corners of the bulletins is not sufficient because the bulletins can be blown away from the bulletin board 1 together with the positioning members 13.

(2) It is difficult to maintain a clean appearance for the bulletin board 1 after a period of use. In addition, the appearance of the bulletin board 1 is monotonous.

**[0004]** The object of the present invention is to provide a multi-layered bulletin board that includes a stack of bulletin holding sheets to permit adhesion of a bulletin thereon.

**[0005]** Accordingly, the multi-layered bulletin board of the present invention includes a stack of bulletin holding sheets, each of which has a first surface which is applied with a pressure-sensitive adhesive that forms an adhesive layer adapted to permit removable and repositionable adhesion of a bulletin thereon, and an opposite second surface applied with a release agent that forms a release layer and that is adhered removably to the adhesive layer of an adjacent one of the bulletin holding sheets.

**[0006]** Other features and advantages of the present invention will become apparent in the following detailed description of the preferred embodiment with reference to the accompanying drawings, in which:

Figure 1 is a perspective view of a conventional bulletin board;

Figure 2 is a perspective view of a preferred embodiment the multi-layered bulletin board according to the present invention;

Figure 3 is a cross-sectional view of the preferred embodiment; and

Figure 4 illustrates how an outermost bulletin holding sheet is removed from an inner adjacent bulletin

holding sheet of the multi-layered bulletin board of the present invention.

**[0007]** Referring to Figures 2 and 3, the preferred embodiment of the multi-layered bulletin board 2 of the present invention is shown to include a stack of bulletin holding sheets 21 and a cover sheet 214.

**[0008]** Each of the bulletin holding sheets 21 is made of a foamed material, paper or a plastic material, and has a first surface which is applied with a pressure sensitive adhesive that forms an adhesive layer 211 for posting a bulletin 3 thereon. The bulletin 3 has its inner surface entirely adhered to the adhesive layer 211 of an outermost one of the bulletin holding sheets 21. In addition, since the adhesive layer 211 is made from a pressure sensitive adhesive, the bulletin 3 can be adhered thereto removably and repositionably as desired. Each of the bulletin holding sheets 21 further has a second surface opposite to the first surface and applied with a release agent that forms a release layer 213 which is adhered removably to the adhesive layer 211 of an inner adjacent one of the bulletin holding sheets 21.

**[0009]** The bulletin holding sheets 21 are further provided with a plurality of caps 212 of substantially triangular shape, which are fitted to the aligned corners of the bulletin holding sheets 21, respectively, to shield the adhesive layers 211 of the bulletin holding sheets 21 so as to prevent the bulletin holding sheets 21 from adhering to one another at the corners. As such, the bulletin holding sheet 21 can be easily separated from adjacent bulletin holding sheets 21.

**[0010]** The cover sheet 214 (shown in phantom line in Figure 2) is adhered removably to the adhesive layer 211 of the outermost one of the bulletin holding sheets 21 before the multi-layered bulletin board 2 is used so as to protect the adhesive layer 211 of the outermost bulletin holding sheet 21 from being contaminated by dust and losing its tackiness.

**[0011]** The bulletin board 1 may be fixed to a wall by means of a fastener, an adhesive, etc. When using the bulletin board 1, the cover sheet 214 is first removed from the outermost bulletin holding sheet 21. Then, a bulletin 3 is posted to the adhesive layer 211 of the outermost bulletin holding sheet 21 at a predetermined location. The bulletin 3 can be repeatedly adhered to and removed from the outermost bulletin holding sheet 21 as desired. When the adhesion property of the outermost bulletin holding sheet 21 diminishes owing to repeated use and presence of contaminants, the used outermost bulletin holding sheet 21 is removed to expose the adhesive layer 211 of an inner adjacent one of the bulletin holding sheets 21.

**[0012]** Referring to Figure 4, the outer one of the bulletin holding sheets 21 may be removed by handling the cap 212 provided on the corner of the outer bulletin holding sheet 21. The caps 212 facilitate removal of the used bulletin holding sheets 21.

**[0013]** In practice, the bulletin holding sheets 21 of the

multi-layered bulletin board 2 of the present invention may be designed to have different patterns thereon so that a different visual effect is presented whenever the used bulletin holding sheet 21 is removed to expose an inner adjacent one of the bulletin holding sheets 21. 5

**[0014]** Since each of the bulletin holding sheets 21 is provided with the adhesive layer 211 for removable and repositionable adhesion of the bulletin 3 thereto, positioning members for positioning the bulletin 3 on the bulletin board are not required. 10

**[0015]** As each of the bulletin holding sheets 21 is removably adhered to an inner adjacent one of the bulletin holding sheets 21, the bulletin board 2 can always maintain a clean and fresh appearance even after a long period of use. With the provision of the caps 212 on the bulletin holding sheets 21 of the preferred embodiment, each of the bulletin holding sheets 21 can be easily removed from the inner adjacent one of the bulletin holding sheets 21. 15

20

## Claims

1. A multi-layered bulletin board characterized in by a stack of bulletin holding sheets 21, each of said bulletin holding sheets 21 having a first surface which is applied with a pressure-sensitive adhesive that forms an adhesive layer 211 adapted to permit removable and repositionable adhesion of a bulletin thereon, and an opposite second surface which is applied with a release agent that forms a release layer 213 and that is adhered removably to said adhesive layer 211 of an adjacent one of said bulletin holding sheets 21. 25 30
2. The multi-layered bulletin board according to Claim 1, further characterized by a cover sheet 214 which is adhered removably to said adhesive layer 211 of an outermost one of said bulletin holding sheets 21 so as to cover said adhesive layer 211. 35 40
3. The multi-layered bulletin board according to Claim 1, characterized in that said bulletin holding sheets 21 have aligned corners provided with means 212 for preventing said corners of said bulletin holding sheets 21 from adhering to one another. 45
4. The multi-layered bulletin board according to Claim 3, characterized in that said means includes a plurality of caps 212 fitted to said corners, respectively, to shield said adhesive layers 211 of said bulletin holding sheets 21 at said corners. 50

55

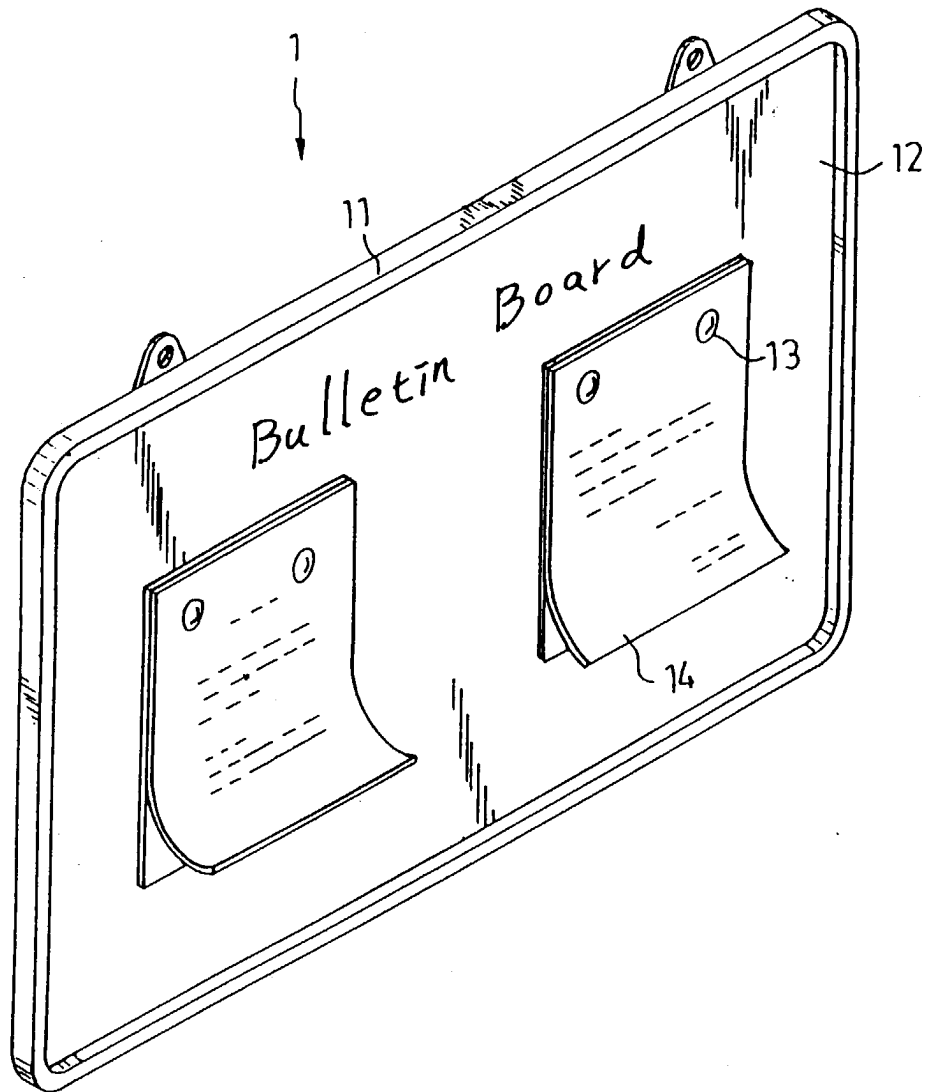


FIG. 1  
PRIOR ART

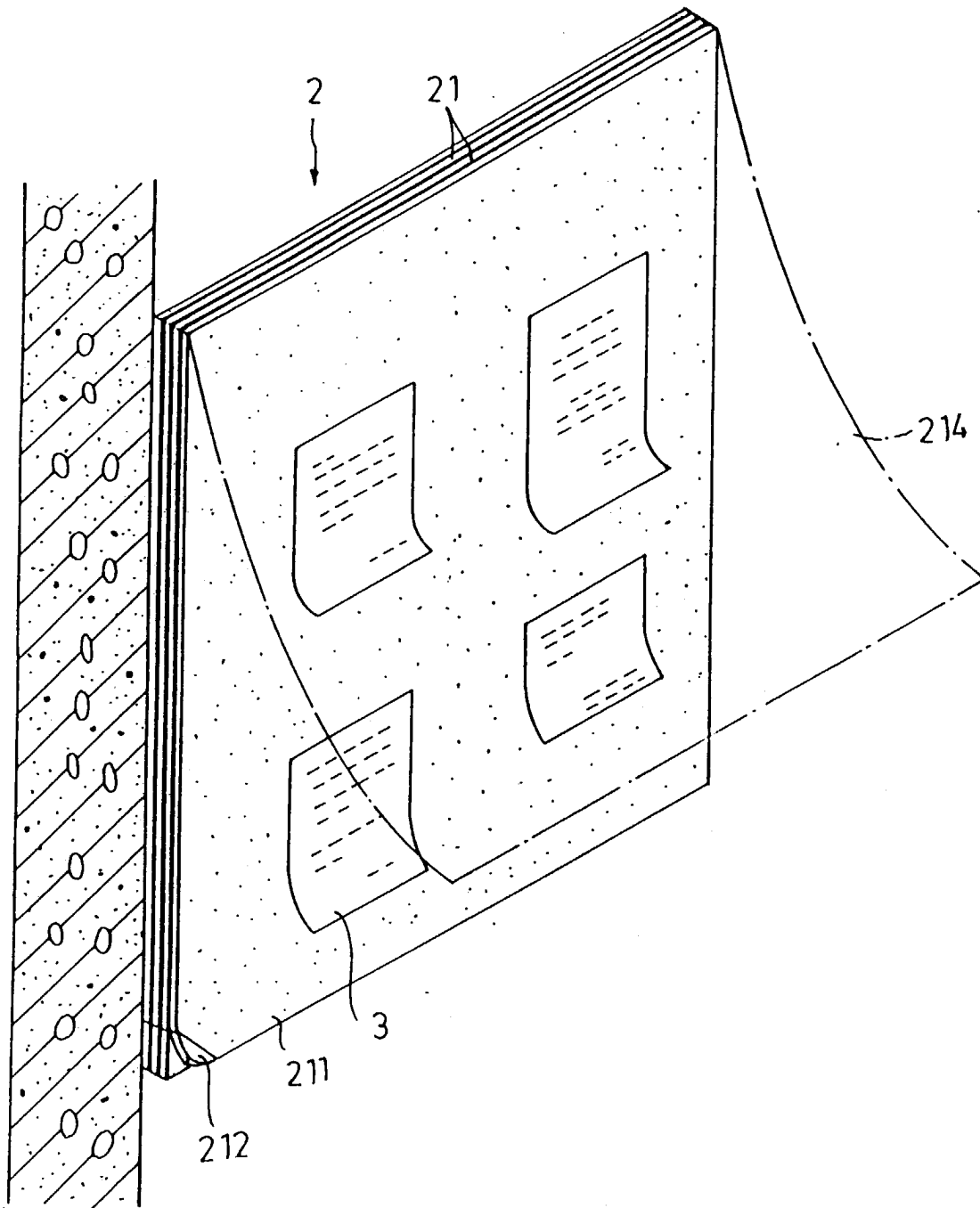


FIG. 2

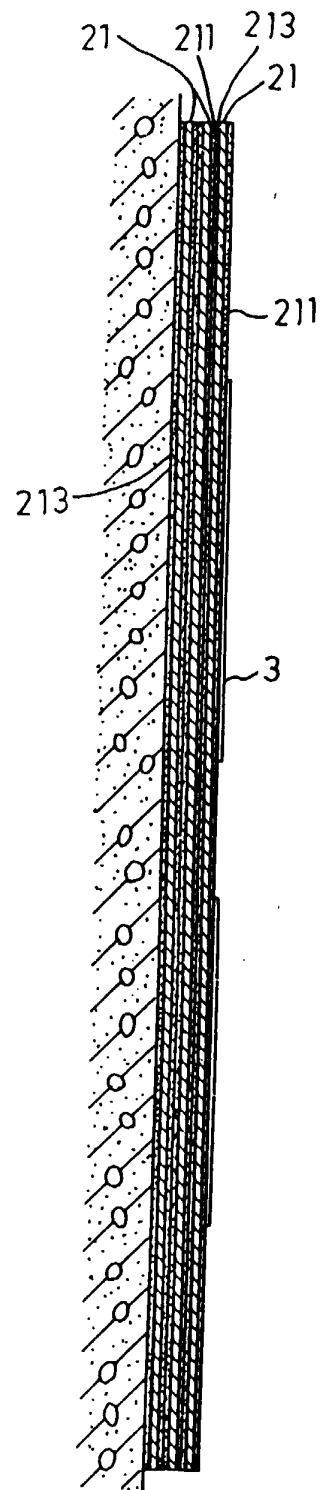


FIG. 3

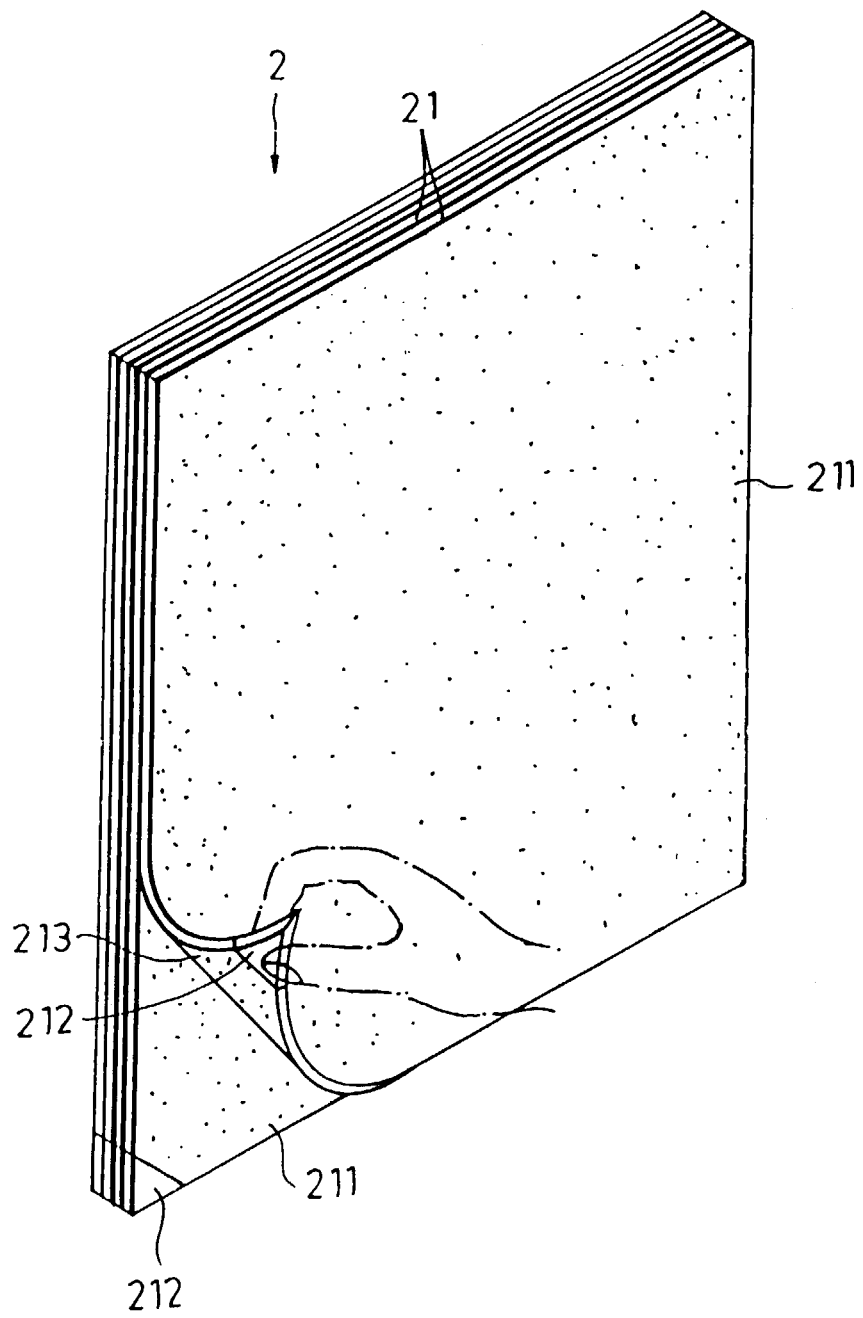


FIG. 4



European Patent  
Office

# EUROPEAN SEARCH REPORT

Application Number  
EP 98 30 7832

DOCUMENTS CONSIDERED TO BE RELEVANT			
Category	Citation of document with indication, where appropriate, of relevant passages	Relevant to claim	CLASSIFICATION OF THE APPLICATION
X	WO 97 13819 A (MINNESOTA MINING & MFG) 17 April 1997 (1997-04-17) * page 7, line 12-27 * ---	1	G09F7/12
A	GB 2 239 119 A (OSAKA SEALING LABEL PRINT) 19 June 1991 (1991-06-19) * page 4, last paragraph - page 5, paragraph 3; figures 1-3 * ---	1	
A	US 5 786 062 A (KONSTI PATRICIA R ET AL) 28 July 1998 (1998-07-28) * abstract; figure 3 * ---	1	
A	PATENT ABSTRACTS OF JAPAN vol. 098, no. 006, 30 April 1998 (1998-04-30) & JP 10 049088 A (KANEDA SHINICHI), 20 February 1998 (1998-02-20) * abstract * ---	1	
E	EP 0 871 154 A (TAIWAN HOPAX CHEMICALS MFG CO) 14 October 1998 (1998-10-14) * the whole document * -----	1-3	TECHNICAL FIELDS SEARCHED G09F
The present search report has been drawn up for all claims			
Place of search THE HAGUE		Date of completion of the search 9 August 1999	Examiner Puhl, A
<p>CATEGORY OF CITED DOCUMENTS</p> <p>X : particularly relevant if taken alone Y : particularly relevant if combined with another document of the same category A : technological background O : non-written disclosure P : intermediate document</p> <p>T : theory or principle underlying the invention E : earlier patent document, but published on, or after the filing date D : document cited in the application L : document cited for other reasons ..... &amp; : member of the same patent family, corresponding document</p>			

EPO FORM 1503 03/82 (P04C01)



**ANNEX TO THE EUROPEAN SEARCH REPORT  
ON EUROPEAN PATENT APPLICATION NO.**

EP 98 30 7832

This annex lists the patent family members relating to the patent documents cited in the above-mentioned European search report.  
The members are as contained in the European Patent Office EDP file on  
The European Patent Office is in no way liable for these particulars which are merely given for the purpose of information.

09-08-1999

Patent document cited in search report	Publication date	Patent family member(s)	Publication date
WO 9713819 A	17-04-1997	AU 7262796 A	30-04-1997
		CA 2232830 A	17-04-1997
		EP 0868497 A	07-10-1998
GB 2239119 A	19-06-1991	AU 6809590 A	20-06-1991
		BE 1004087 A	22-09-1992
		CA 2032087 A	15-06-1991
		DE 4039549 A	04-07-1991
		DE 9016758 U	25-04-1991
		FR 2655915 A	21-06-1991
		NL 9002732 A	01-07-1991
US 5786062 A	28-07-1998	US 5672404 A	30-09-1997
JP 10049088 A	20-02-1998	NONE	
EP 0871154 A	14-10-1998	NONE	

EPO FORM P0459

For more details about this annex : see Official Journal of the European Patent Office, No. 12/82