



Europäisches Patentamt  
European Patent Office  
Office européen des brevets



(11) **EP 0 998 867 A1**

(12) **EUROPEAN PATENT APPLICATION**  
published in accordance with Art. 158(3) EPC

(43) Date of publication:  
**10.05.2000 Bulletin 2000/19**

(21) Application number: **98951533.3**

(22) Date of filing: **06.11.1998**

(51) Int. Cl.<sup>7</sup>: **A47G 1/14**

(86) International application number:  
**PCT/ES98/00297**

(87) International publication number:  
**WO 99/23920 (20.05.1999 Gazette 1999/20)**

(84) Designated Contracting States:  
**AT BE CH DE DK ES FI FR GB GR IE IT LI LU NL  
PT SE**  
Designated Extension States:  
**RO SI**

(30) Priority: **10.11.1997 ES 9702892 U**

(71) Applicant: **Hidalgo Solera, Luis**  
**46023 Valencia (ES)**

(72) Inventor: **Hidalgo Solera, Luis**  
**46023 Valencia (ES)**

(74) Representative:  
**Flaccus, Rolf-Dieter, Dr.**  
**Patentanwalt**  
**Bussardweg 10**  
**50389 Wesseling (DE)**

(54) **NOVEL PHOTO-HOLDER**

(57) Novel photo-holder of the non disposable type due to its double use as photo-holder wallet and as photo-holder stand for permanent exposure, characterized in that the base sheet (1) is divided by orthogonal split lines into nine rectangles arranged in three columns of three rectangles, all of the rectangles being equal except for the two extremity rectangles of the third upper row which are cut by opposite semi-diagonals in order to facilitate the formation of photo-holder wallets.

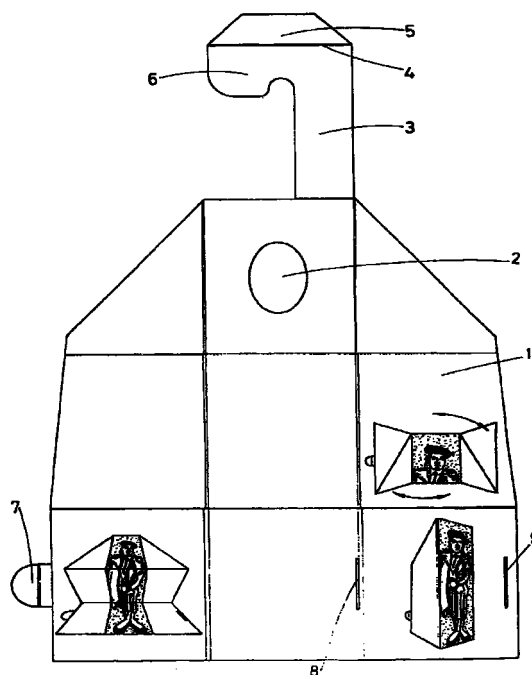


FIG. 1

EP 0 998 867 A1

## Description

### PURPOSE

### NEW PHOTOGRAPH CASE

[0001] The purpose to which the invention protected in this request refers consists of a **new photograph case**.

The new case is of the non-disposable type as, by means of a convenient fold in the basic plate of which it is composed, it has the dual use of a photograph album (preferably card size) and permanently showing photograph frames.

### HISTORY

[0002] In the Spanish Utility Model no. 9602301, property of the same holder of this invention request, which is presently in force, certain structural, formal and functional characteristics of a photograph case with dual use as photograph album and photograph frames are protected, which make this advantageous use feasible.

[0003] The protected characteristics are applied to a rectangular plate with split lines that cross each other orthogonally to facilitate the shaping folds of the album to contain the photographs; and the unfolded shape to provide the plate with a U-shaped transversal section which, with the help of a stand obtained by folding in straight dihedron the lower part of the plate, permits its vertical support when used as photograph frames.

[0004] The protected characteristics consist of:

- A lateral expansion of the central section of the plate, preferably in the form of an isosceles trapezoid the free end of which has a joint which is housed in a vertical slot on the side of the plate symmetrically opposite the one occupying the base of the expansion, in order to give the stiffness to the photograph frames.
- A grotesque human representation (masculine or feminine) printed on the front of the plate.
- An oval opening that corresponds to the face of the human representation, which frames the face of the photographed person when one of its photographs is introduced between the front part of the plate and the other support plate.

### DESCRIPTION

[0005] The purpose of the new invention request is to obtain, by means of a different configuration from the one already known for the basic plate of the dual-use cases (such as a photograph album and photograph frames, practically appreciable advantages both for its manufacture (material economy) and for its use (safer fixing of the visible photograph in the photograph

frames).

[0006] Therefore, the basic plate takes the form of a triangular prism when unfolded (use as a photograph frame), which is stable on its own in the vertical position without needing a supplementary stand, and maintaining this prismatic form by means of a small flap that sticks out sideways from the lower third part of the plate and is inserted into a symmetrically opposite vertical slot to secure the plate in the prismatic configuration.

[0007] Both the elimination of the stand as well as of the side expansion result in material economy as regards the already known model, to which the opposite semi-diagonal finishing of the end rectangles of the upper third also contribute to facilitate constitution of the side photograph albums with more capacity and easier access than the known model, for which these useful advantages are provided.

[0008] As regards fixing of the photograph the face of which must coincide with the oval opening of the plate, this is achieved by means of an upper appendix slightly narrower than half of its central strip and the same length as the upper third of said strip the edge of which is aligned with the strip so that, when it is turned 180° and laid on the back face of its upper third, it constitutes a method of housing the photograph by means of its external shape in the form of a hook which is extended in a short self-sticking flap.

### BRIEF DESCRIPTION OF TEE DRAWINGS

[0009] Attached are the drawings in which the different aspects of a preferred performance of the new improved photograph case, object of this Useful Model, are shown to complement the description of the invention and facilitate the interpretation of its formal, structural and functional characteristics.

[0010] In said drawings:

Figure 1 represents the shape of the basic plate completely unfolded, showing its divisions by means of orthogonal splits in nine rectangles arranged in three columns of three, all equal except for the two ends of the upper third which are cut by opposite semi-diagonals.

Figure 2 shows the start of folding the basic plate, then the unfolded shape and finally the photograph case.

Figure 3 shows the final folded stage for forming the case.

Figure 4 shows the arrangement of the plate when used as a photograph frame with a triangular prismatic shape which is stable in the vertical position.

## DESCRIPTION OF A PREFERRED PERFORMANCE

**[0011]** In order to clearly show the nature and scope of the advantageous application of the new improved photograph case, purpose of this invention, the following is a description of its structure and operation and reference is made to the drawings which, on representing a preferred performance of said object for information purposes must be considered in the widest sense and not as limiters of the application and the contents of the invention.

**[0012]** The basic plate (1) is divided by means of orthogonal splits in nine rectangles ordered in three columns of three, all equal except for the two ends of the upper third which are cut by opposite semi-diagonals to facilitate the shaping of the photograph cases.

**[0013]** The fixing of the photograph whose face must coincide with the oval opening (2) of the basic plate, located in the central rectangle of the upper third is achieved by means of an appendix (3) slightly narrower than half the width of said central rectangle and the same length as its height, the end edge (4) of which is parallel to the base of the rectangle and is extended in a self-sticking short flap (5) and completed by a side extension (6) in the form of a hook.

**[0014]** The fastening of the basic plate (1), conveniently folded for its use as a photograph album, is made by means of a small flap (7) that sticks out sideways from an end rectangle of the lower third and is inserted into a vertical cut (8) near the opposite side of the central rectangle of the lower third.

In its use as a photograph frame, the basic plate (1) adopts the shape of a triangular prism and is maintained in this shape by means of inserting the small flap (6) into a vertical cut (9) near the external side of the end receptacle of the lower third opposite the holder of the flap (6).

is parallel to the base of the rectangle and is extended in a self-sticking short flap (5) and completed by a side extension (6) in the form of a hook.

3. New photograph case, according to the above claims, basically characterized by the fact that the fastening of the basic plate (1), conveniently folded for its use as a photograph album, is made by means of a small flap (7) that sticks out sideways from an end rectangle of the lower third and is inserted into a vertical cut (8) near the opposite side of the central rectangle of the lower third.
4. New photograph case, according to the above claims, basically characterized by the fact that in its use as a photograph frame, the basic plate (1) adopts the shape of a triangular prism and is maintained in this shape by means of inserting the small flap (6) into a vertical cut (9) near the external side of the end receptacle of the lower third opposite the holder of the flap (6).

## Claims

1. New photograph case of the non-disposable type due to its dual use as photograph album and permanently showing photograph frame, basically characterized by the fact that the basic plate (1) is divided by means of orthogonal splits in nine rectangles ordered in three columns of three, all equal except for the two ends of the upper third which are cut by opposite semi-diagonals to facilitate the shaping of the photograph cases.
2. New photograph case, according to claim 1, basically characterized by the fact that the attaching of the photo the face of which has to coincide with the oval opening (2) of the basic plate located in the central rectangle of the upper third is achieved by means of an appendix (3) slightly narrower than half the width of said central rectangle and the same length as its height, the end edge (4) of which

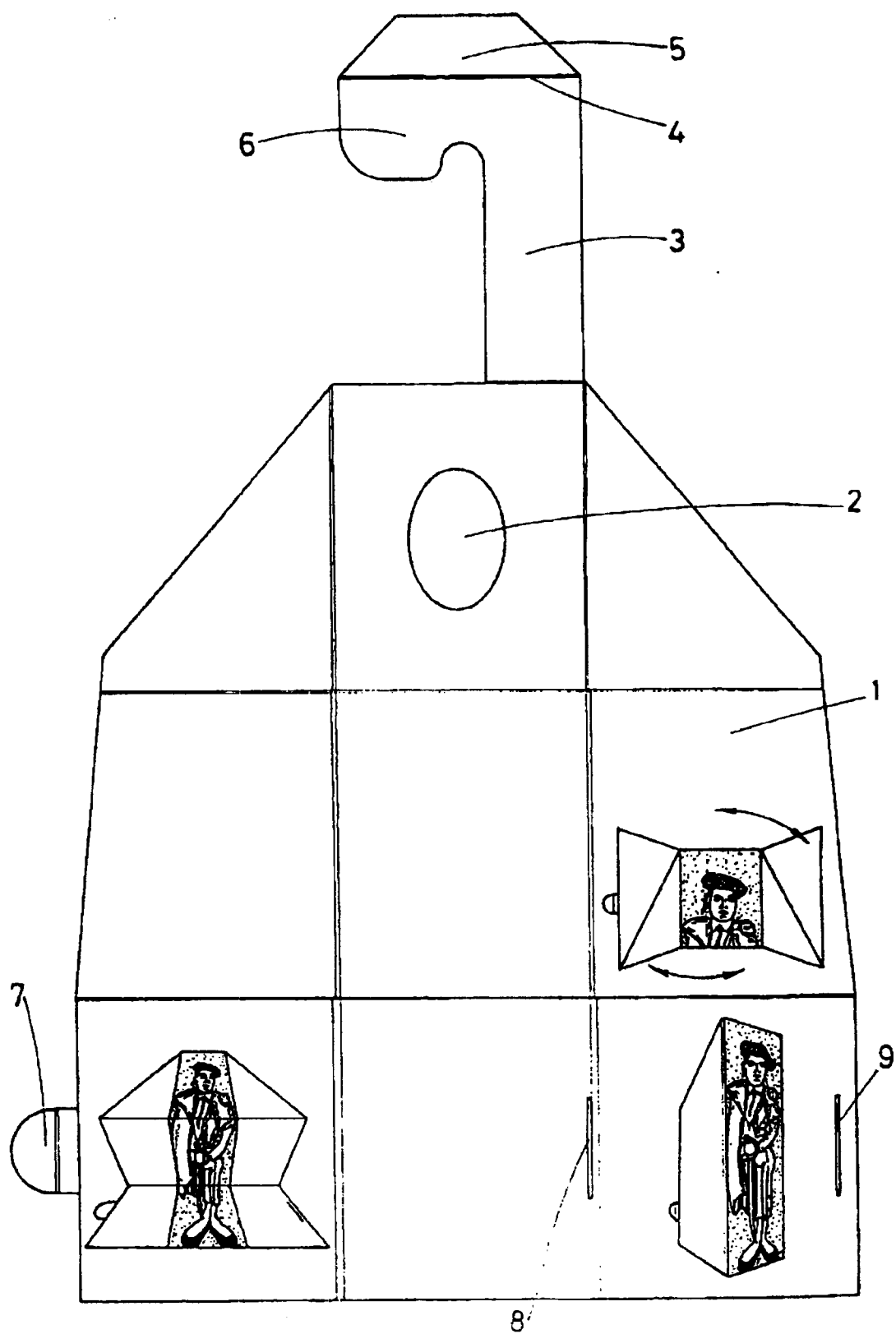


FIG.1




FIG. 2

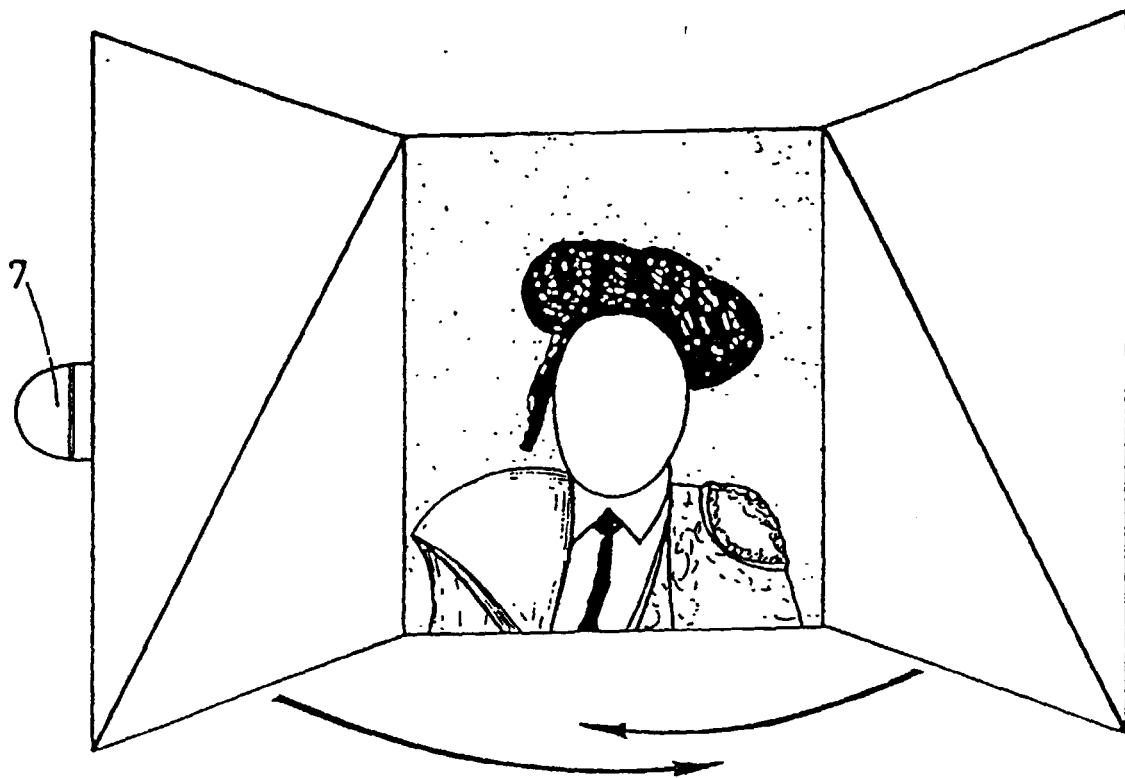


FIG. 3

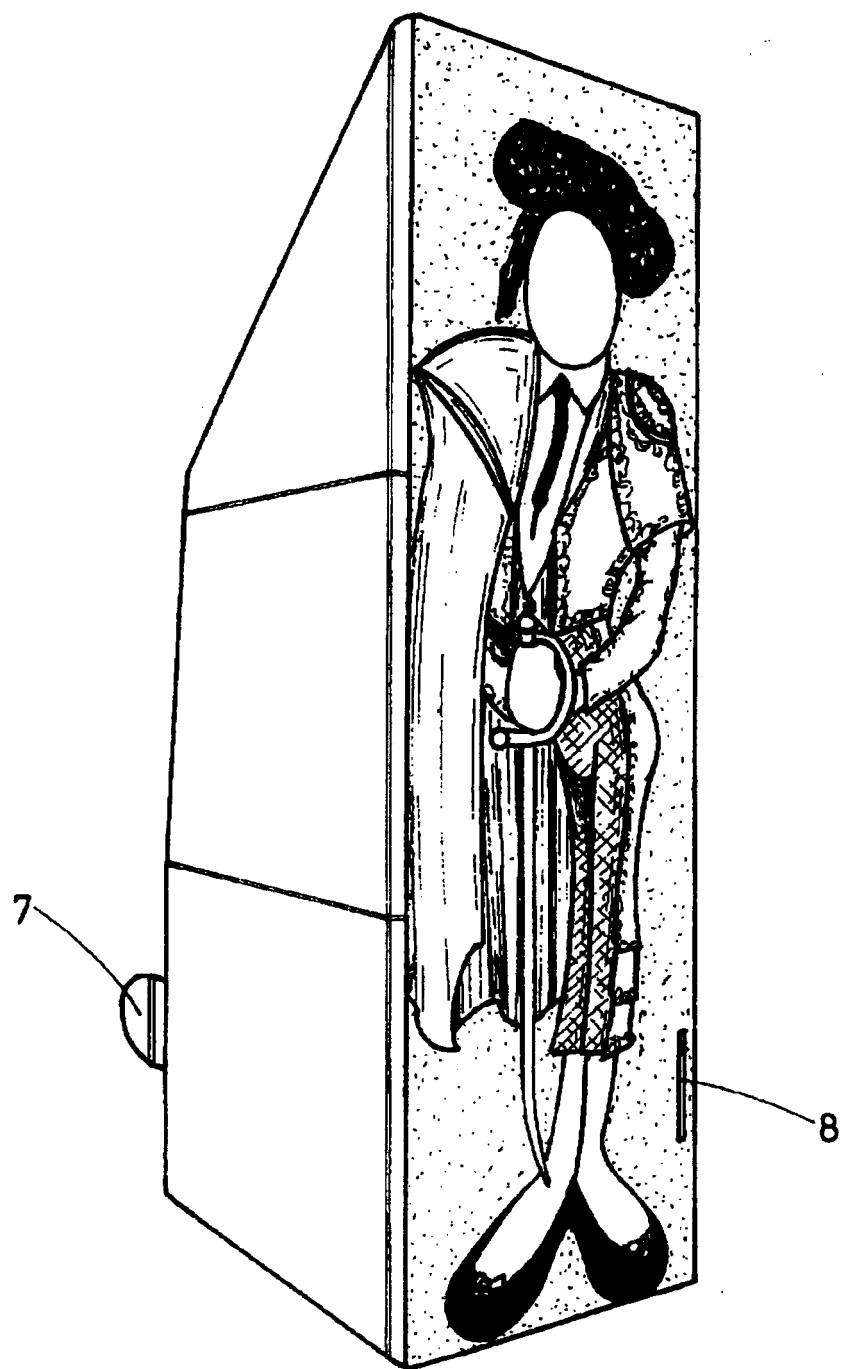


FIG. 4

## INTERNATIONAL SEARCH REPORT

International application No.

PCT/ES 98/00297

## A. CLASSIFICATION OF SUBJECT MATTER

IPC6 : A47G 1/4

According to International Patent Classification (IPC) or to both national classification and IPC

## B. FIELDS SEARCHED

Minimum documentation searched (classification system followed by classification symbols)

IPC6 : A47G 1/4, G09F 1/06, 1/08, 1/10, B42D 15/08, B42D 15/12, A47F 3/00

Documentation searched other than minimum documentation to the extent that such documents are included in the fields searched

Electronic data base consulted during the international search (name of data base and, where practicable, search terms used)

EPODOC

## C. DOCUMENTS CONSIDERED TO BE RELEVANT

Category*	Citation of document, with indication, where appropriate, of the relevant passages	Relevant to claim No.
A	ES 1035040 U (LUIS HIDALGO SOLERA) 01 March 1997 (01.03.97)	
A	GB 165148 A (CORNELUS HALLEN PLANCK) 24 June 1920 (24.06.20)	
A	US 2204881 A (COURTLAND I BELLEISLE et al.) 18 June 1940 (18.06.40)	
A	EP 0486317 A1 (IDEA HOUSE COMPANY) 20 March 1992 (20.03.92)	

☐ Further documents are listed in the continuation of Box C.☒ See patent family annex.

\* Special categories of cited documents:

"A" document defining the general state of the art which is not considered to be of particular relevance

"E" earlier document but published on or after the international filing date

"L" document which may throw doubts on priority claim(s) or which is cited to establish the publication date of another citation or other special reason (as specified)

"O" document referring to an oral disclosure, use, exhibition or other means

"P" document published prior to the international filing date but later than the priority date claimed

"T" later document published after the international filing date or priority date and not in conflict with the application but cited to understand the principle or theory underlying the invention

"X" document of particular relevance; the claimed invention cannot be considered novel or cannot be considered to involve an inventive step when the document is taken alone

"Y" document of particular relevance; the claimed invention cannot be considered to involve an inventive step when the document is combined with one or more other such documents, such combination being obvious to a person skilled in the art

"&amp;" document member of the same patent family

Date of the actual completion of the international search

20 January 1999 (20.01.99)

Date of mailing of the international search report

03 February 1999 (03.02.99)

Name and mailing address of the ISA/ S.P.T.O.

Authorized officer

Facsimile No.

Telephone No.