



Europäisches Patentamt
European Patent Office
Office européen des brevets



(11) **EP 1 001 451 B1**

(12) **EUROPEAN PATENT SPECIFICATION**

(45) Date of publication and mention
of the grant of the patent:
13.08.2003 Bulletin 2003/33

(51) Int Cl.7: **H01J 61/18, H01J 61/30**

(21) Application number: **99121066.7**

(22) Date of filing: **21.10.1999**

(54) **Arc discharge lamp containing barium and having an arc tube of yttrium, gadolinium or terbium oxide**

Barium enthaltende Bogenentladungslampe mit einer Bogenröhre aus Yttrium-, Gadolinium- oder Terbiumoxide

Lampe à décharge à arc contenant du barium et comportant un tube à arc en oxyde d'yttrium, de gadolinium ou de terbium

(84) Designated Contracting States:
**AT BE CH CY DE DK ES FI FR GB GR IE IT LI LU
MC NL PT SE**

(30) Priority: **10.11.1998 US 189696**

(43) Date of publication of application:
17.05.2000 Bulletin 2000/20

(73) Proprietor: **OSRAM SYLVANIA INC.
Danvers, MA 01923 (US)**

(72) Inventors:
• **Moskowitz, Philip E.
Georgetown, MA 01833 (US)**

• **Snellgrove, Richard A.
Danvers, MA 01923 (US)**

(74) Representative: **Pokorny, Gerd et al
OSRAM GmbH,
Postfach 22 16 34
80506 München (DE)**

(56) References cited:
**EP-A- 0 341 750 GB-A- 1 498 258
US-A- 3 622 217 US-A- 4 166 831**

EP 1 001 451 B1

Note: Within nine months from the publication of the mention of the grant of the European patent, any person may give notice to the European Patent Office of opposition to the European patent granted. Notice of opposition shall be filed in a written reasoned statement. It shall not be deemed to have been filed until the opposition fee has been paid. (Art. 99(1) European Patent Convention).

DescriptionBACKGROUND OF THE INVENTION

1. Field of the Invention

[0001] This invention relates to arc discharge lamps, and is directed more particularly to a mercury-free fluorescent lamp.

2. Description of the Prior Art

[0002] Arc discharge lamps, such as fluorescent lamps, are well known in the art and customarily include an arc tube filled with a rare gas and mercury. While such lamps are extensively used and in general perform quite well, the presence of mercury in the lamp may generate environmental and safety problems. Mercury is a toxic heavy metal and lamp disposal may be hazardous. The cost of safe disposal adds to the cost of the lamp. Accordingly, it is deemed advantageous to the environment, to safety in manufacture of such devices, and to reduction of costs, to provide an arc discharge lamp which includes no mercury but which performs at least as well as the traditional mercury lamp.

SUMMARY OF THE INVENTION

[0003] It is, therefore, an object of the invention to provide an arc discharge lamp in which the contents of the arc tube are substantially devoid of mercury.

[0004] With the above and other objects in view, as will hereinafter appear, a feature of the invention is the provision of an arc discharge lamp comprising an arc tube of a material selected from a group of materials consisting of yttria, gadolinium oxide, and terbium oxide, the arc tube containing a fill comprising a rare gas, and containing metallic barium. An arc tube mount supports the arc tube at either end of the arc tube. The arc tube and the arc tube mount are disposed in an outer glass jacket, and a base member closes the outer glass jacket.

[0005] The above and other features of the invention, including various novel details of construction and combinations of parts, will now be more particularly described with reference to the accompanying drawings and pointed out in the claims. It will be understood that the particular device embodying the invention is shown by way of illustration only and not as a limitation of the invention. The principles and features of this invention may be employed in various and numerous embodiments without departing from the scope of the invention.

BRIEF DESCRIPTION OF THE DRAWINGS

[0006] Reference is made to the accompanying drawings in which is shown an illustrative embodiment of the invention, from which its novel features and advantages

will be apparent.

[0007] In the drawings:

FIG. 1 is a diagrammatic elevational view of one form of an arc discharge lamp illustrative of an embodiment of the invention;

FIG. 2 is a schematic representation of a lamp driving electrical circuit; and

FIG. 3 is a graph illustrating the intensity of barium emission at various wavelengths in a barium discharge lamp.

DESCRIPTION OF THE PREFERRED EMBODIMENTS

[0008] Referring to the drawings, it will be seen that an illustrative lamp includes an arc tube 10 for containing a fill gas. The arc tube 10 preferably is of yttria (Y_2O_3), but may, alternatively, be of gadolinium oxide or terbium oxide, all of which have proven resistant to reaction with barium. The former is described in U.S. Patent No. 4,166,831, issued September 4, 1979 to William H. Rhodes, et al. Doping of the arc tube materials, for example with alumina or lanthana, improves the sinterability. During processing, the arc tubes may be brought to high density (about 95% or greater of theoretical density) and high translucency (at least 85% total transmission) by sintering at around 2100°C in an atmosphere of low oxygen partial pressure. Typical total transmission values for the arc tubes are around 95%. While sizes and shapes of such tubes may conform to the desired use, a particular configuration found acceptable is of a cylindrical shape and about 51.9 mm in length, end-to-end, and about 6.4 mm in diameter.

[0009] The arc tube 10 contains a fill gas which includes a rare gas, and also contains 5 to 20 milligrams of metallic barium. The rare gas may be neon or xenon, or the like and may be in the pressure range of 133.3-13332,2 Pa (1-100 Torr). The arc tube 10 may further include additions, such as metallic sodium and/or calcium and/or strontium, to balance color. The barium has been found to radiate in such a manner as to produce white light, discussed further hereinbelow.

[0010] An electrically conductive arc tube mount 12 supports the arc tube 10 in known fashion. The arc tube mount 12 is of a rigid material, such as stainless steel, nickel, molybdenum, or the like. The arc tube mount 12 includes an upper crossbar 14 and a lower crossbar 16. A plurality of spring-like members 18 are affixed to the arc tube mount 12 for contact with a glass jacket 20.

[0011] The glass jacket 20 is fixed to a base member 22, typically a screw-type base member of nickel plated brass, for insertion into a threaded electrical receptacle (not shown). A glass stem member 24 is sealed to the jacket 20 and projects thereinto. Electrical connectors 26, 28 are sealed into, and pass through the stem member 24, to provide electrical connections from the exterior to the interior of the glass jacket 20.

[0012] The arc tube mount 12 is affixed to one of the electrical connectors 26. A pair of getters 30, 32 are attached to the arc tube mount 12 and serve to insure the integrity of the evacuated jacket 20 by absorbing from the interior of the jacket any oxygen present.

[0013] The arc tube 10 includes an electrode 34, 36 at either end thereof. One electrode 34 is affixed to and is supported by the crossbar 14 of arc tube mount 12, while the other electrode 36 is insulatedly supported by the other crossbar 16, but is electrically connected to the electrical connector 28 passing through the stem member 24. The electrodes 34, 36 preferably are of tungsten coated with an emitter compound for reducing the electrode operating temperature. In one embodiment, the emitter is a barium-calcium-tungsten composition of the type used in high pressure sodium lamps.

[0014] Heat conserving end seals, or bands, 38 preferably are wrapped around the arc tube 10 at each end thereof proximate the electrodes 34, 36, in order to reduce heat differential between the ends of the arc tube 10 and the center of the arc tube 10. The bands 38 may be of an axial length (i.e., width of band) of about 6.0 mm.

[0015] The glass jacket 20 is evacuated and may be provided with an interior coating 40 of phosphor.

[0016] In operation, a voltage is applied across the electrical connectors 26, 28, and thence to either end of the arc tube 10 by the electrode 36 and the arc tube mount 12 and electrode 34, ionizing the rare gas in the arc tube 10, which quickly heats the arc tube 10. The lamp's color is initially dominated by rare gas spectral emission, but as the tube heats, the barium begins to radiate. The lamp assumes its' white color from barium atomic and ionic spectral emission at 455, 493, 553, 614, 650 nanometers. A typical spectrum for a lamp made with an alumina doped yttria arc tube filled with 10 milligrams of barium and 4400 Pa (33 Torr) Xenon at a current of 2.5 A and arc tube center temperature of 900°C is shown in FIG. 3. In an alternative embodiment, it appears that the near ultraviolet emissions from the neutral barium atom could excite the phosphor layer 40 on the inside surface of the outer jacket, which would improve the color of the lamp emission.

[0017] Inasmuch as there is a saturated vapor in the arc tube 10, the lamp must be operated on alternating current to avoid cathophoresis, that is, migration of all active ions to one end or the other of the arc tube. An alternating voltage source and ballast impedance assembly is required. Referring to FIG. 2, it will be seen that a switched direct current may be used to drive the lamp. An output of a current limited D.C. supply 50 is routed to an "H-Bridge" switching circuit 52 via a ballast impedance 54. The switching circuit 52 includes a switcher 56, the switching frequency being driven by a clock 58. The small voltage maintained across the impedance 54 protects the switching circuitry from transients.

[0018] It is to be understood that the present invention is by no means limited to the particular construction

herein disclosed and/or shown in the drawings, but also comprises any modifications or equivalents within the scope of the claims. For example, while a screw-type base member has been shown and described, it will be apparent to those skilled in the art that other types of base members are in use and readily can be used in the instant lamp.

10 Claims

1. An arc discharge lamp comprising:

an arc tube (10) of a material selected from a group of materials, said group of materials consisting of yttria, gadolinium oxide, and terbium oxide;

a fill gas disposed in said arc tube, said fill gas including a rare gas;

metallic barium disposed in said arc tube;

an arc tube mount (12) supporting said arc tube at either end of said arc tube;

an outer glass jacket (20) in which said arc tube and said arc tube mount are disposed, said outer glass jacket being evacuated; and

a base member (22) closing said outer glass jacket.

2. The arc discharge lamp in accordance with claim 1 wherein said rare gas is a gas selected from a group of gases consisting of neon and xenon.

3. The arc discharge lamp in accordance with claim 1 wherein an additive is disposed in said arc tube, said additive comprising at least one of sodium, calcium, and strontium.

4. The arc discharge lamp in accordance with claim 1 wherein said outer glass jacket is coated with a layer of phosphor.

5. The arc discharge lamp in accordance with claim 1 wherein said arc tube material comprises yttria.

6. The arc discharge lamp in accordance with claim 5 wherein said yttria of said arc tube is alumina doped yttria.

7. The arc discharge lamp in accordance with claim 5 wherein said yttria of said arc tube is lanthana doped yttria.

8. The arc discharge lamp in accordance with claim 5

wherein said arc tube is of high density and high translucency.

9. The arc discharge lamp in accordance with claim 8 wherein said high density is at least about 95% of theoretical density. 5
10. The arc discharge lamp in accordance with claim 8 wherein said high translucency is at least about 80% of theoretical translucency. 10
11. The arc discharge lamp in accordance with claim 1 wherein said arc tube includes a pair of electrodes coated with an emitter compound having a barium-calcium-tungsten composition. 15

Patentansprüche

1. Lichtbogenentladungslampe, die folgendes umfaßt: 20
- eine Lichtbogenröhre (10) aus einem Material ausgewählt aus einer Gruppe von Materialien, wobei die Gruppe von Materialien aus Yttriumoxid, Gadoliniumoxid und Terbiumoxid besteht; ein in der Lichtbogenröhre angeordnetes Füllgas, das ein Edelgas enthält; in der Lichtbogenröhre angeordnetes metallisches Barium; 25
- eine Lichtbogenröhrenhalterung (12), die die Lichtbogenröhre an beiden Enden stützt; einen äußeren Glasmantel (20), in dem die Lichtbogenröhre und die Lichtbogenröhrenhalterung angeordnet sind, wobei der äußere Glasmantel evakuiert ist; und 35
- ein Sockelglied (22), das den äußeren Glasmantel verschließt. 30
2. Lichtbogenentladungslampe nach Anspruch 1, wobei das Edelgas ein Gas ist, das ausgewählt ist aus einer Gruppe von Gasen bestehend aus Neon und Xenon. 40
3. Lichtbogenentladungslampe nach Anspruch 1, wobei ein Zusatz in der Lichtbogenröhre angeordnet ist, wobei der Zusatz mindestens einen der Stoffe Natrium, Calcium und Strontium umfaßt. 45
4. Lichtbogenentladungslampe nach Anspruch 1, wobei der äußere Glasmantel mit einer Leuchtstoffschicht beschichtet ist. 50
5. Lichtbogenentladungslampe nach Anspruch 1, wobei das Lichtbogenröhrenmaterial Yttriumoxid umfaßt. 55
6. Lichtbogenentladungslampe nach Anspruch 5, wo-

bei das Yttriumoxid der Lichtbogenröhre ein mit Aluminiumoxid dotiertes Yttriumoxid ist.

7. Lichtbogenentladungslampe nach Anspruch 5, wobei das Yttriumoxid der Lichtbogenröhre ein mit Lanthanoxid dotiertes Yttriumoxid ist.
8. Lichtbogenentladungslampe nach Anspruch 5, wobei die Lichtbogenröhre eine hohe Dichte und eine hohe Lichtdurchlässigkeit aufweist.
9. Lichtbogenentladungslampe nach Anspruch 8, wobei die hohe Dichte mindestens etwa 95% der theoretischen Dichte beträgt.
10. Lichtbogenentladungslampe nach Anspruch 8, wobei die hohe Lichtdurchlässigkeit mindestens etwa 80% der theoretischen Lichtdurchlässigkeit beträgt.

11. Lichtbogenentladungslampe nach Anspruch 1, wobei die Lichtbogenröhre ein Paar Elektroden enthält, die mit einer Emitterverbindung mit einer Barium-Calcium-Wolfram-Zusammensetzung beschichtet sind.

Revendications

1. Une lampe à décharge à arc comprenant :
- un tube à arc (10) en un matériau choisi dans un groupe de matériaux, le groupe de matériaux consistant en l'oxyde d'yttrium, en l'oxyde de gadolinium et en l'oxyde de terbium ;
- une atmosphère gazeuse dans le tube à arc, l'atmosphère gazeuse comprenant un gaz rare ;
- du baryum métallique placé dans le tube à arc ;
- une fixation (12) de tube à arc supportant le tube à arc à l'une des extrémités du tube à arc ;
- une ampoule (20) extérieure en verre dans laquelle le tube à arc et la fixation de tube à arc sont placés, le vide étant fait dans l'ampoule extérieure en verre ; et
- un culot (22) fermant l'ampoule extérieure en verre.
2. La lampe à décharge à arc suivant la revendication 1, dans laquelle le gaz rare est un gaz choisi dans le groupe consistant en le néon et en le xénon.
3. La lampe à décharge à arc suivant la revendication 1, dans laquelle un additif est placé dans le tube à arc, l'additif comprenant au moins l'un du sodium, calcium et strontium.
4. La lampe à décharge à arc suivant la revendication 1, dans laquelle l'enveloppe extérieure en verre est

revêtue d'une couche d'une substance luminescente.

5. La lampe à décharge à arc suivant la revendication 1, dans laquelle le matériau du tube à arc comprend de l'oxyde d'yttrium. 5
6. La lampe à décharge à arc suivant la revendication 5, dans laquelle l'oxyde d'yttrium du tube à arc est de l'oxyde d'yttrium dopé par de l'alumine. 10
7. La lampe à décharge à arc suivant la revendication 5, dans laquelle l'oxyde d'yttrium du tube à arc est de l'oxyde d'yttrium dopé par de l'oxyde de lanthane. 15
8. La lampe à décharge à arc suivant la revendication 5, dans laquelle le tube à arc est d'une grande densité et d'une grande translucidité. 20
9. La lampe à décharge à arc suivant la revendication 8, dans laquelle la grande densité représente au moins 95 % environ de la densité théorique.
10. La lampe à décharge à arc suivant la revendication 8, dans laquelle la grande translucidité représente au moins 80 % environ de la translucidité théorique. 25
11. La lampe à décharge à arc suivant la revendication 1, dans laquelle le tube à arc comprend une paire d'électrodes revêtues d'un composé émetteur ayant une composition baryum-calcium-tungstène. 30

35

40

45

50

55

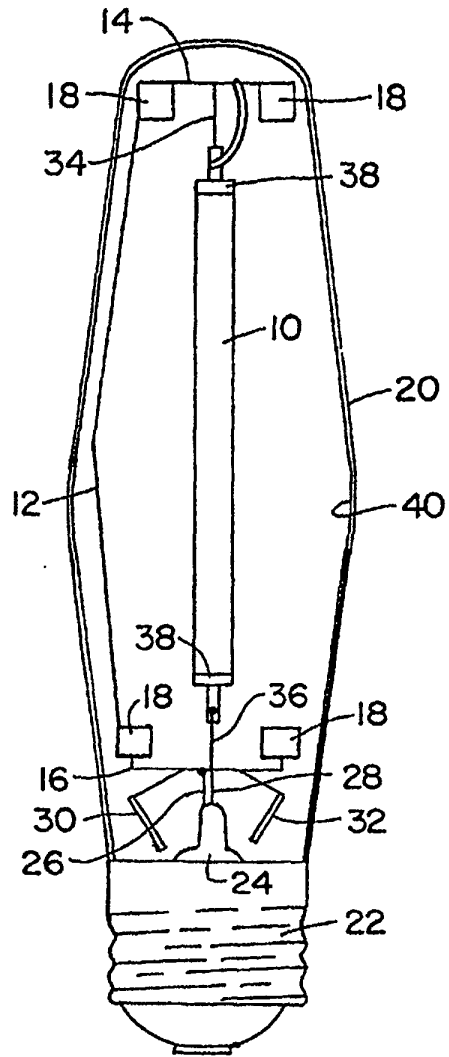


FIG. 1

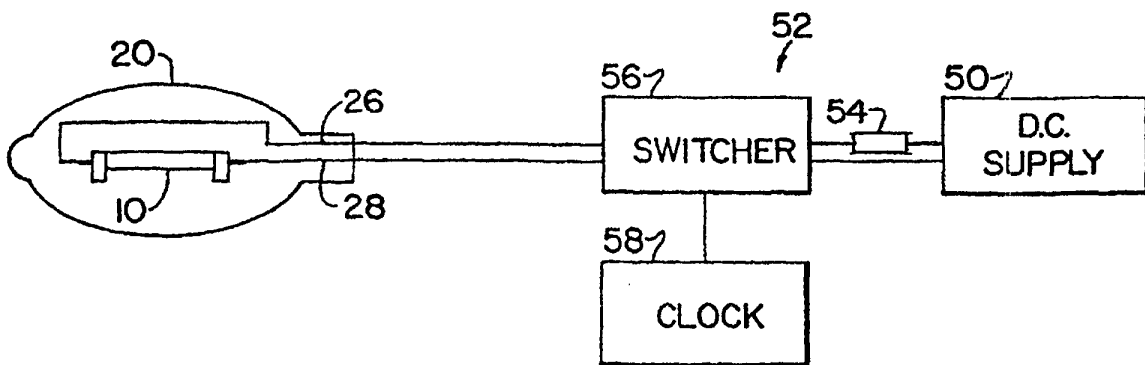


FIG. 2

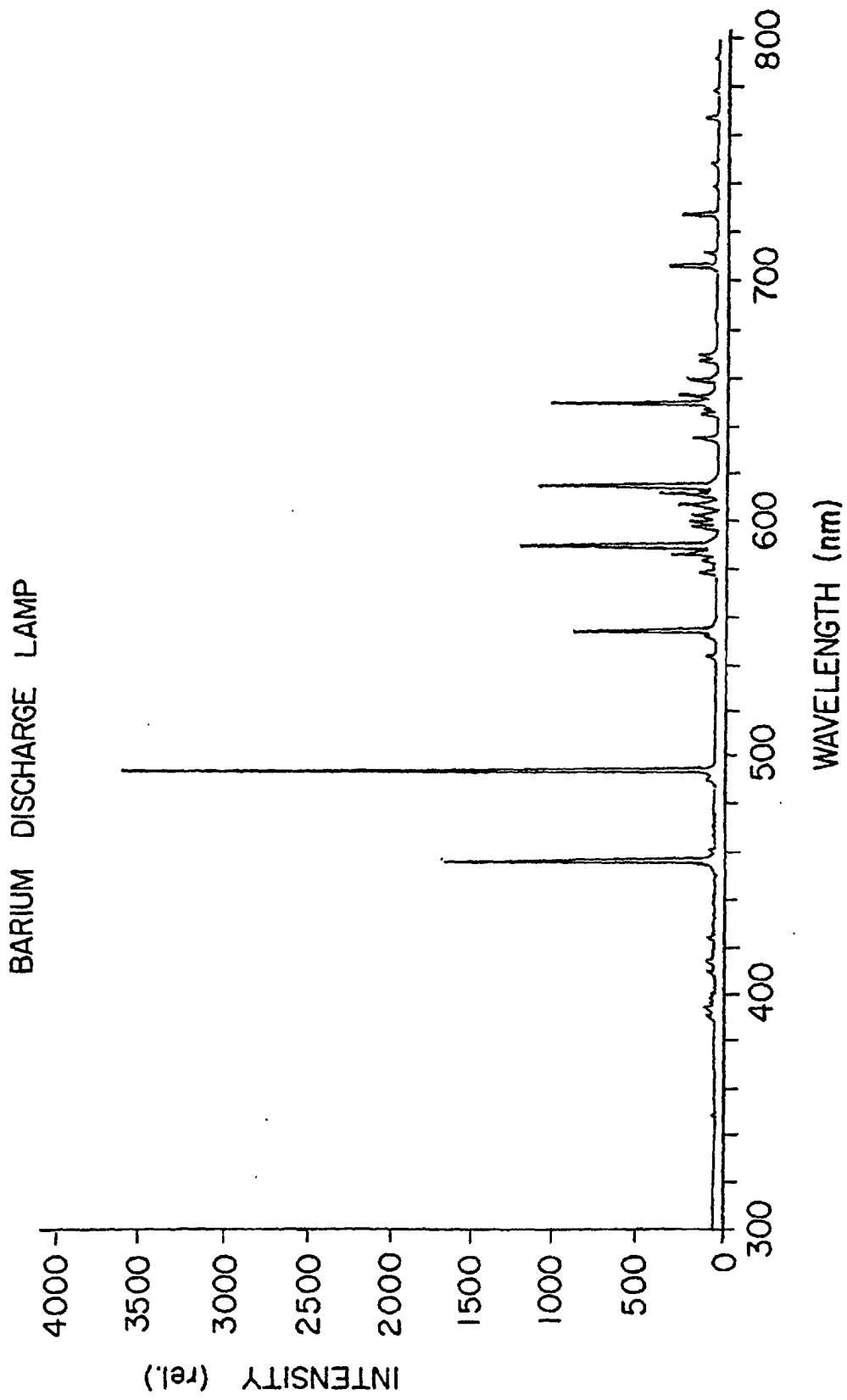


FIG. 3