



Europäisches Patentamt  
European Patent Office  
Office européen des brevets



(11) **EP 1 060 687 A1**

(12) **EUROPEAN PATENT APPLICATION**  
published in accordance with Art. 158(3) EPC

(43) Date of publication:  
**20.12.2000 Bulletin 2000/51**

(51) Int. Cl.<sup>7</sup>: **A45F 5/10**

(21) Application number: **99959426.0**

(86) International application number:  
**PCT/ES99/00397**

(22) Date of filing: **17.12.1999**

(87) International publication number:  
**WO 00/35313 (22.06.2000 Gazette 2000/25)**

(84) Designated Contracting States:  
**AT BE CH CY DE DK ES FI FR GB GR IE IT LI LU  
MC NL PT SE**  
Designated Extension States:  
**AL LT LV MK RO SI**

(72) Inventor:  
**Benet Casacuberta, Manuel  
08500 Vic (ES)**

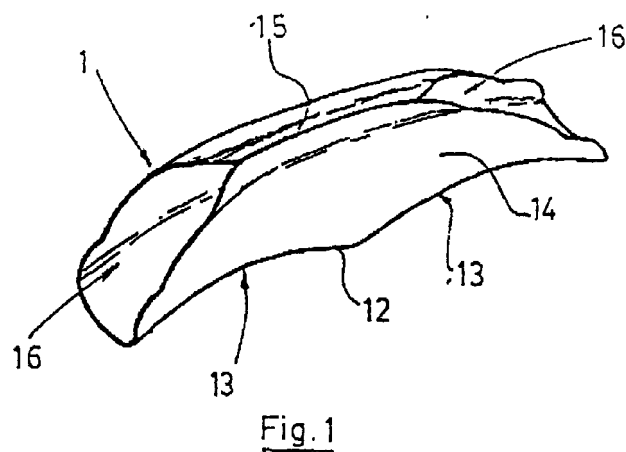
(30) Priority: **17.12.1998 ES 9803166 U**

(74) Representative:  
**Toro Gordillo, Ignacio Maria  
Viriato, 56-1o izda.  
28010 Madrid (ES)**

(71) Applicant:  
**Benet Casacuberta, Manuel  
08500 Vic (ES)**

(54) **MANUAL PROTECTOR USED TO CARRY BAGS**

(57) A manual protector for holding bags which being of the type having a basically "U" shaped extended configuration, is characterized by having in its lower surface a slight central protuberance acting as a centerer and defining in the former two slightly concave side portions with sufficient size for each one of them to lean on at least, two fingers of the hand.



**Fig. 1**

**EP 1 060 687 A1**

## Description

### OBJECT OF THE INVENTION

[0001] The present invention refers to a manual protector destined to facilitate bag holding by their handles, preventing that they injure the hands.

### BACKGROUND OF THE INVENTION

[0002] Plastic bags have a reduced thickness and high resistance and are normally used for shopping or other articles.

[0003] Due to the mentioned features, when bags containing a certain load are held, the strips forming the handles make longitudinal folds, reducing their holding surface resulting in a significant increase of the pressure exerted over the fingers, injuring them.

[0004] On the other hand, as the load is centered, the handles exert a pressure over the external sides of the index and little finger, preventing an equal load distribution between the fingers used to hold the bag.

[0005] To avoid these drawbacks, there are some protectors having an extended "U" shaped configuration, permitting the bag handles to be introduced inside and hold them by the lower surface of the protector over the fingers used for holding.

[0006] These protectors generally have some use problems, such as the possibility that they turn upside down or decenter, requiring an additional effort to hold it, or the incidental release of the bag handles when they are on the floor, being necessary to replace them inside the protector to hold them.

### DESCRIPTION OF THE INVENTION

[0007] The manual protector to hold bags, object of this invention, has a series of constructive features destined to solve the problems mentioned above.

[0008] According to the invention, this protector has an extended configuration with a certain curve and a basically "U" shaped transverse section to permit the introduction of the bag handles, hanging from said protector.

[0009] The lower surface has a slight central protuberance determining the holding position by centering the load and defining on said lower surface, two slightly concave side portions with sufficient size to support each one of them, at least over two fingers of the hand.

[0010] The lower surface mentioned is extended over two side wings, basically vertical, of a growing height from the ends towards the middle area of the protector.

[0011] One of the characteristics of the invention consists in that two side wings have in their upper end and matching the middle area of the protector and inwards from the latter, two folds defining two ribs entrusted with preventing the accidental release of the

handles introduced inside when the protector is released, leaving the bags supported over any surface.

[0012] According to the invention, the wing ends define, due to their variable height, some oblique mouths destined to facilitate the guiding of the handles towards the upper opening, defined between the two wings, such that the ribs may not be retained inside the protector, obtaining the release thereof.

### DESCRIPTION OF THE DRAWINGS

[0013] To complete the description made and in order to provide a greater understanding of the features of invention, this specification is accompanied by a set of drawings where with an illustrative and non-limiting nature, the following is shown:

- Figure 1 shows a perspective view of an example of an embodiment of the protector object of the invention.
- Figures 2 and 3 show views of the protector, profile and plan view respectively.
- Figure 4 shows an elevated view of the protector showing the handle of a bag, hanging from said protector.
- Figures 5 and 6 show two embodiments of the protector, profile views.
- Figure 7 shows a plan view of an embodiment of the protector.

### PREFERRED EMBODIMENT OF THE INVENTION

[0014] As may be seen in the mentioned figures, the protector (1) has an extended "U" shaped configuration, with a certain curvature in a longitudinal direction, its middle area remaining slightly elevated with respect to the ends.

[0015] The lower surface (11) has a slight central protuberance (12) defining over it, two slightly concave portions (13).

[0016] The middle protuberance (12) acts by centering, when positioned between two consecutive fingers on holding the bag.

[0017] The concave portions (13) have sufficient length to permit their support over two fingers, obtaining a uniform distribution of the load to be supported.

[0018] The lower surface (11) is extended in two side wings (14), permitting the introduction of the bag handles (2) to be supported between them, so that they are supported over the lower surface.

[0019] The wings (14) have an increasing height from the ends towards the central area where they have a fold inwards, defining two ribs (15).

[0020] The purpose of said ribs (15) is to act as a retainer of the handles (2) introduced in the protector, preventing their accidental release.

[0021] The variable height of the wings (14) determines in the protector ends (1) the definition of two

oblique mouths (16) serving as a handle guide (2) in an ascending direction, over either of the mouths (16), said handles (2) are led towards the upper opening, without the ribs (15) being able to act over them.

**[0022]** As shown in the embodiment example of figure 7, the protector wings may have in their upper part, a toothed profile (17), such that the upper opening of the protector defines a sinusoidal configuration. 5

**[0023]** It is not considered necessary to extend this description more for any expert in the matter to understand the scope of the invention and the advantages derived from it. 10

**[0024]** The materials, shape, size and arrangement of the components may be varied provided that the basic characteristics of the invention claimed below are not basically changed. 15

### Claims

1. A manual protector for holding bags; which being of the type with an extended "U" shape configuration, is characterized by having on its lower surface (11), a slight central protuberance (12) acting as a center and defining in the former two slightly concave lateral portions (13) with sufficient size for at least, two fingers of the hand, to be supported each one of them. 20 25
2. A protector according to the previous claim, characterized in that the lower surface (11) is extended over two side wings (14), essentially vertical, with an increasing height from the ends towards the middle area of the protector (1). 30
3. A protector according to the previous claims, characterized in that the upper ends of the wings (14) have in the middle area of the protector two folds inwards from the former, defining some ribs (15) to retain the handles (2) of the bags introduced inside them. 35 40
4. A protector according to claims 1 and 2, characterized in that the upper ends of the wings (14) have toothed profiles (17) between which a sinusoidal opening is defined. 45
5. A protector according to claims 1 and 2, characterized in that the ends of the wings (14) define, due to their variable height, some oblique mouths (16) destined to facilitate the guidance of the handles (2) towards the upper opening and their release from the protector (1). 50

55

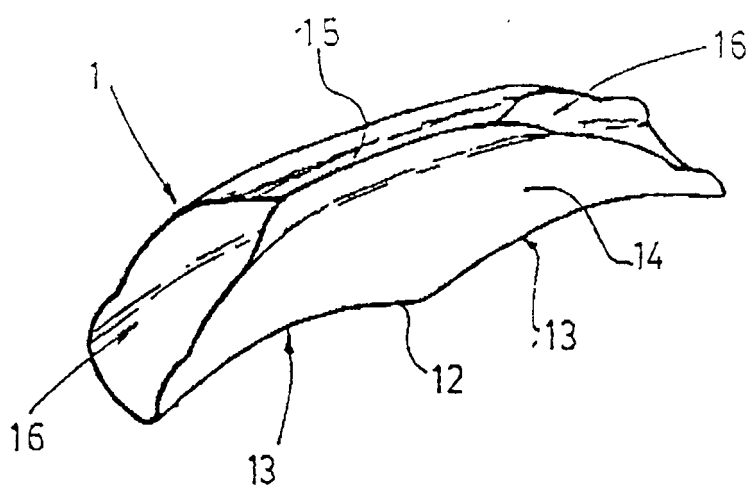


Fig. 1

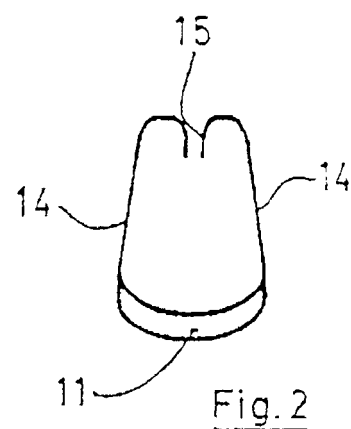


Fig. 2

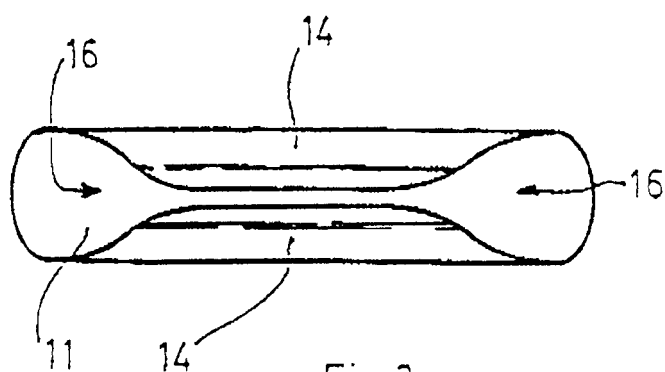


Fig. 3

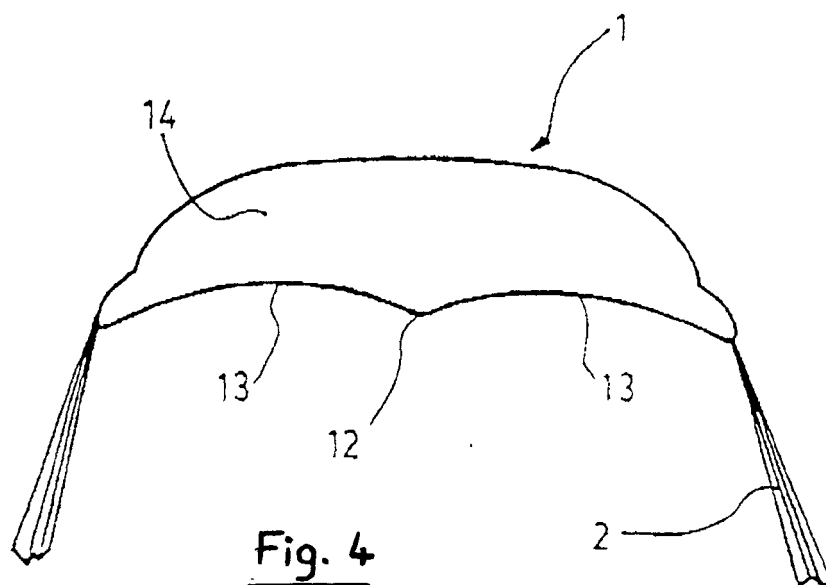
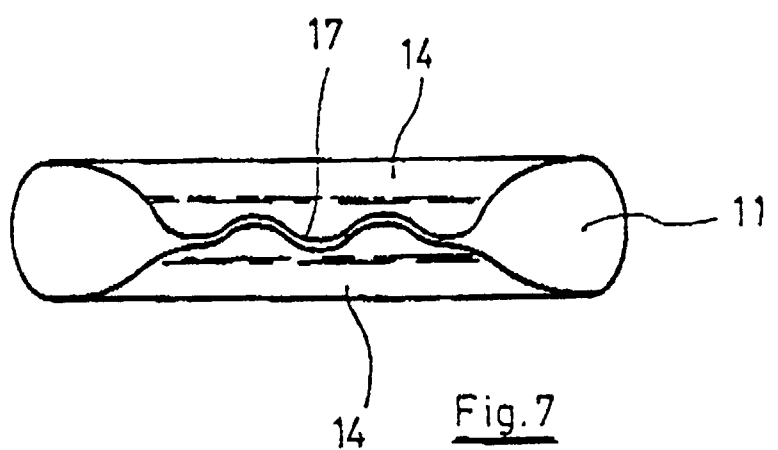
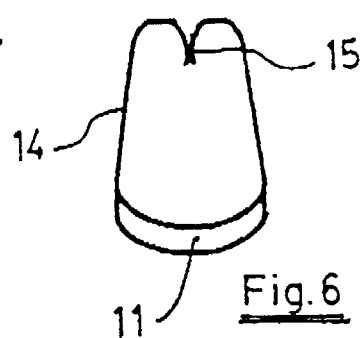
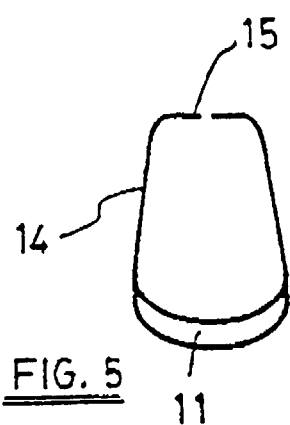


Fig. 4



## INTERNATIONAL SEARCH REPORT

International Application No.  
PCT/ES 99/00397

**A. CLASSIFICATION OF SUBJECT MATTER**  
IPC 7 A45F5/10

According to International Patent Classification (IPC) or to both national classification and IPC

**B. FIELDS SEARCHED**

Minimum documentation searched (classification system followed by classification symbols)  
IPC 7 A45F B65D

Documentation searched other than minimum documentation to the extent that such documents are included in the fields searched

Electronic data base consulted during the international search (name of data base and, where practical, search terms used)

EPO-Internal

**C. DOCUMENTS CONSIDERED TO BE RELEVANT**

Category *	Citation of document, with indication, where appropriate, of the relevant passages	Relevant to claim No.
X	GB 2 153 213 A (GARVEY PATRICK JOSEPH) 21 August 1985 (1985-08-21) figures 2,3,6	1-5
X	ES 1 006 147 U (FRANCISCO JAVIER BOFILL MERCADER) 16 December 1988 (1988-12-16) the whole document	1-3
X	ES 1 012 739 U (EXCLUSIVAS B M S A) 16 September 1990 (1990-09-16) figures 1,3	1-3
X	ES 1 004 061 U (GÓMEZ-SANDOVAL I) 16 August 1988 (1988-08-16) figure 1	1,5
A	ES 1 009 069 U (COMERCIAL J 2 S A) 1 July 1989 (1989-07-01)	
	-/-	



Further documents are listed in the continuation of box C.



Patent family members are listed in annex.

\* Special categories of cited documents:

- "A" document defining the general state of the art which is not considered to be of particular relevance  
 "E" earlier document but published on or after the international filing date  
 "L" document which may throw doubts on priority claim(s) or which is cited to establish the publication date of another citation or other special reason (as specified)  
 "O" document referring to an oral disclosure, use, exhibition or other means  
 "P" document published prior to the international filing date but later than the priority date claimed

"T" later document published after the international filing date or priority date and not in conflict with the application but cited to understand the principle or theory underlying the invention

"X" document of particular relevance; the claimed invention cannot be considered novel or cannot be considered to involve an inventive step when the document is taken alone

"Y" document of particular relevance; the claimed invention cannot be considered to involve an inventive step when the document is combined with one or more other such documents, such combination being obvious to a person skilled in the art.

"a" document member of the same patent family

Date of the actual completion of the international search

28 March 2000

Date of mailing of the international search report

04 05 2000

Name and mailing address of the ISA

European Patent Office, P.B. 5818 Patentaan 2  
NL - 2280 HV Rijswijk  
Tel: (+31-70) 340-2040, Tx. 31 651 epo nl,  
Fax: (+31-70) 340-3016

Authorized officer

Nar Ybarra

## INTERNATIONAL SEARCH REPORT

International Application No.  
PCT/ES 99/00397

## C.(Continuation) DOCUMENTS CONSIDERED TO BE RELEVANT

Category *	Citation of document, with indication, where appropriate, of the relevant passages	Relevant to claim No.
A	GB 2 228 860 A (BRADSTOCK SMITH TIMOTHY) 12 September 1990 (1990-09-12) ---	
A	ES 1 018 925 U (CÉSAR GONZÁLEZ FERRER) 1 February 1992 (1992-02-01) ---	
A	ES 1 028 614 U (ALEJANDRO TADEO MUNOZ) 16 February 1995 (1995-02-16) ---	
A	WO 95 26148 A (PETRELLI GIULIANO) 5 October 1995 (1995-10-05) ---	
A	ES 1 035 844 U (MANUEL JIMENEZ APERTE) 1 June 1997 (1997-06-01) -----	

Form PCT/ISA/210 (continuation of second sheet) (July 1992)

## INTERNATIONAL SEARCH REPORT

Information on patent family members

International Application No  
PCT/ES 99/00397

Patent document cited in search report	Publication date	Patent family member(s)	Publication date
GB 2153213 A	21-08-1985	NONE	
ES 1006147 U		NONE	
ES 1012739 U		NONE	
ES 1004061 U		NONE	
ES 1009069 U		NONE	
GB 2228860 A	12-09-1990	NONE	
ES 1018925 U		NONE	
ES 1028614 U	16-02-1995	NONE	
WO 9526148 A	05-10-1995	IT RM940063 U AU 2113495 A CN 1144465 A	25-09-1995 17-10-1995 05-03-1997
ES 1035844 U	01-06-1997	NONE	

Form PCT/ISA/210 (patent family annex) (July 1992)