

(19)



Europäisches Patentamt
European Patent Office
Office européen des brevets



(11)

EP 1 098 885 B9

(12)

CORRECTED EUROPEAN PATENT SPECIFICATION

Note: Bibliography reflects the latest situation

(15) Correction information:

Corrected version no 1 (W1 B1)
Corrections, see page(s) 22
INID code(s) 72

(51) Int Cl.7: **C07D 233/90**, C07D 403/04,
C07D 405/06, C07F 7/18,
A61K 31/415, A61K 31/695

(48) Corrigendum issued on:

18.05.2005 Bulletin 2005/20

(86) International application number:

PCT/JP1999/003939

(45) Date of publication and mention
of the grant of the patent:

17.11.2004 Bulletin 2004/47

(87) International publication number:

WO 2000/005217 (03.02.2000 Gazette 2000/05)

(21) Application number: **99931497.4**

(22) Date of filing: **22.07.1999**

(54) **IMIDAZOLE COMPOUNDS AND THEIR USE AS ADENOSINE DEAMINASE INHIBITORS**

IMIDAZOLVERBINDUNGEN UND IHRE VERWENDUNG ALS
ADENOSINDEAMINASE-INHIBITOREN

COMPOSES D'IMIDAZOLE ET LEUR UTILISATION EN TANT QU'INHIBITEURS D'ADENOSINE
DEAMINASE

(84) Designated Contracting States:

**AT BE CH CY DE DK ES FI FR GB GR IE IT LI LU
MC NL PT SE**

(30) Priority: **23.07.1998 AU PP484098**

27.11.1998 AU PP735598

(43) Date of publication of application:

16.05.2001 Bulletin 2001/20

(73) Proprietor: **FUJISAWA PHARMACEUTICAL CO.,
LTD.**

Osaka-shi Osaka 541-8514 (JP)

(72) Inventors:

- **TERASAKA, Tadashi**
Ikeda-shi, Osaka 563-0021 (JP)
- **NAKAMURA, Katsuya**
Takatsuki-shi, Osaka 569-1104 (JP)
- **SEKI, Nobuo**
Takarazuka-shi, Hyogo 665-0877 (JP)
- **KUNO, Masako**
Amagasaki-shi, Hyogo 661-0953 (JP)
- **TSUJIMOTO, Susumu**
Fujiidera-shi, Osaka 583-0018 (JP)
- **SATO, Akihiro**
Kita-ku, Kobe-shi, Hyogo 651-1211 (JP)

• **NAKANISHI, Isao**

Tenri-shi, Nara 632-0071 (JP)

• **KINOSHITA, Takayoshi**

Tsukuba-shi, Ibaraki 205-0821 (JP)

• **NISHIO, Nobuya**

Yawara-mura, Tsukuba-gun, Ibaraki 300-2436
(JP)

• **OKUMURA, Hiroyuki**

Toyono-cho, Toyono-gun, Osaka 563-0105 (JP)

• **TSUJI, Kiyoshi**

Kishiwada-shi, Osaka 596-0831 (JP)

(74) Representative:

Gille Hrabal Struck Neidlein Prop Roos
Patentanwälte
Brucknerstrasse 20
40593 Düsseldorf (DE)

(56) References cited:

WO-A-98/02166

Note: Within nine months from the publication of the mention of the grant of the European patent, any person may give notice to the European Patent Office of opposition to the European patent granted. Notice of opposition shall be filed in a written reasoned statement. It shall not be deemed to have been filed until the opposition fee has been paid. (Art. 99(1) European Patent Convention).

EP 1 098 885 B9

- CRISTALLI G ET AL: "Adenosine deaminase inhibitors: synthesis and structure- activity relationships of imidazole analogues of erythro-9-(2-hydroxy- 3-nonyl)adenine" JOURNAL OF MEDICINAL CHEMISTRY, vol. 34, no. 3, March 1991 (1991-03), pages 1187-92, XP002119563 cited in the application
- CRISTALLI G ET AL: "Adenosine deaminase inhibitors: structure-activity relationships in 1-deazaadenosine and erythro-9-(2-hydroxy-3-nonyl)adenine analogs" DRUG DEVELOPMENT RESEARCH, vol. 28, no. 3, 1993, pages 253-8, XP002119564 cited in the application
- VARGESE C ET AL: "Adenosine deaminase inhibitors. Synthesis and biological evaluation of putative metabolites of (+)-erythro-9-(2S-hydroxy-3R-nonyl) adenine" JOURNAL OF MEDICINAL CHEMISTRY, vol. 37, no. 22, 28 October 1994 (1994-10-28), pages 3844-9, XP002119565 cited in the application
- PIOTROVSKII L B ET AL: "Alkylation of imidazole-4(5)-carboxylic acid derivatives with ethylene oxide" RUSSIAN JOURNAL OF GENERAL CHEMISTRY, vol. 67, no. 5, May 1997 (1997-05), pages 801-4, XP002119566
- CHEMICAL ABSTRACTS, vol. 93, no. 15, 13 October 1980 (1980-10-13) Columbus, Ohio, US; abstract no. 142660j, ANON: "Ethyl 4(5)-imidazolecarboxylate (Code No. C-751) as an orally effective chemotherapeutic agent against leptospirosis" page 22; XP002119567 -& "CHEMICAL ABSTRACTS, 1977-1981 CHEM. SUBSTANCE INDEX" XP002119574

Remarks:

The file contains technical information submitted after the application was filed and not included in this specification

DescriptionTechnical Field

[0001] This invention relates to novel imidazole compounds having pharmacological activity, to a process for their production and to a pharmaceutical composition containing the same.

Background Art

[0002] Adenosine (Ado) is an endogenous purine nucleoside released by cells as part of the normal metabolic machinery. Ado has wide variety of biological activities, namely potent antiinflammatory and immunosuppressive properties, protective effects in cardiovascular and cerebrovascular ischemia, anticonvulsant effects and modulation effects of platelet aggregation, lipolysis, glycogenesis, blood flow and neurotransmission. Ado shows the biological activities by binding to its receptors anchored in the cell membrane. Therefore, it is the beneficial treatment for many diseases to perform the pharmacological elevation of extracellular Ado concentrations.

[0003] Adenosine deaminase (ADA) catalyzes an essentially irreversible deamination of adenosine or deoxyadenosine to inosine or deoxyinosine, respectively. In the last 10 years, ADA, which was considered to be cytosolic, has been found on the cell surface of many cells. Thus, blocking ADA activity with specific inhibitors is the potent way to elevate Ado concentrations in biological systems and the beneficial treatment for many diseases

[0004] Some compounds have been known to have inhibitory activity of ADA (J. Med. Chem. 27, 274-278, 1984; *ibid.* 31, 390-393, 1988; *ibid.* 34, 1187-1192, 1991; *ibid.* 35, 4180-4184, 1992; *ibid.* 37, 305-308, 1994; *ibid.* 37, 3844-3849, 1994; and WO98/02166).

[0005] Known imidazole compounds with pharmaceutical activity other than ADA inhibitory activity are described in U.S. Patent No. 4,451,478 and W097/26883.

[0006] Furthermore, some imidazole derivatives having ADA inhibitory activity have been reported, for example, as described in J. Med. Chem. 34, 1187-1192, 1991 and Drug Development Research 28, 253-258, 1993.

Disclosure of the Invention

[0007] This invention relates to novel imidazole compounds, which have pharmaceutical activity such as ADA inhibiting activity, to a process for their production, to a pharmaceutical composition containing the same and to a use thereof.

[0008] One object of this invention is to provide the novel imidazole compounds, which have an ADA inhibiting activity.

[0009] Another object of this invention is to provide a process for production of the imidazole compounds.

[0010] A further object of this invention is to provide a pharmaceutical composition containing the imidazole compound as an active ingredient.

[0011] Still further object of this invention is to provide a use of the imidazole compound for manufacturing a medicament for treating or preventing various diseases.

[0012] The imidazole compounds of this invention can be represented by the following formula (I):



wherein

R¹ is naphthyl or phenyl optionally substituted with suitable substituent(s) selected from the group consisting of halo(C₁-C₆)alkyl, halogen, hydroxy,

protected carboxy, carbamoyl, (C₁-C₆)alkylenedioxy, (C₁-C₆)alkoxy, optionally substituted with aryl, and (C₁-C₆)alkyl optionally substituted with hydroxy or protected carboxy;

R² is (C₁-C₆)alkyl;

R³ is hydroxy or protected hydroxy;

R⁴ is carbamoyl; and

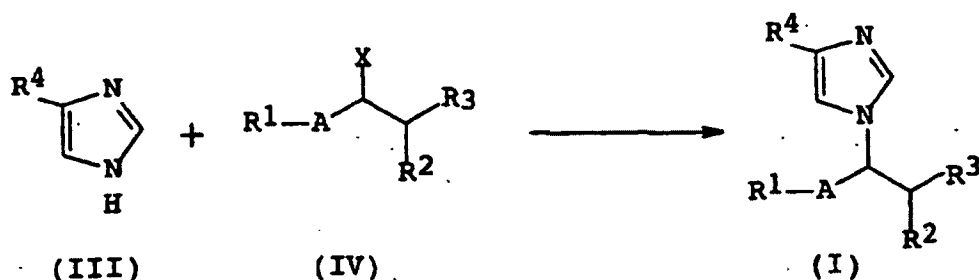
-A- is (C₁-C₆)alkylene ,

or its salt

[0013] The compound (I), or its salt can be prepared by the following processes. In the following formulae, compounds may be their salts.

Process 1

[0014]



wherein R¹, R², R³, R⁴, and A are each as defined above, and X is hydroxy or a leaving group, provided that R³ is not hydroxy.

[0015] In this process the compound (I) can be produced by reacting the compound (IV), where X is hydroxy, with alkanesulfonyl chloride (i.e., methanesulfonyl chloride, etc.) or arylsulfonyl chloride (i.e., toluenesulfonyl chloride, etc.) in the presence of a base such as triethylamine or pyridine in a solvent such as dichloromethane, chloroform, tetrahydrofuran, or diethyl ether from 0°C to room temperature for about 1 hour and reacting the resulting sulfonate with the compound (III) in the presence of a base such as sodium hydride, potassium tert-butoxide, or potassium carbonate in a solvent such as dimethylformamide (DMF) from room temperature to 100°C for 5 to 100 hours. Alternatively, the compound (III) can be reacted with the compound (IV) in the presence of a base such as sodium methoxide, potassium tert-butoxide, or sodium hydride to give the compound (I).

[0016] When the compound (I) contains a protected hydroxy group, the protected hydroxy group can be converted to a hydroxy group by a known method, for example, by reacting the compound with a deprotecting agent such as palladium hydroxide on carbon/cyclohexane, iodotrimethylsilane or tetrabutylammonium fluoride in a solvent such as ethanol, chloroform or tetrahydrofuran.

[0017] The compound (I) where R⁴ is substituted carbamoyl can be prepared from the compound (I) where R⁴ is cyano or protected carboxy by reacting the latter with the compound corresponding to R⁴ of the former with or without a condensing agent such as sodium methoxide at room temperature to 120°C for 2 to 72 hours.

[0018] In the following, suitable examples of the definitions to be included within the scope of the invention are explained in detail.

[0019] The term "lower" means a group having 1 to 6 carbon atom(s), unless otherwise provided.

[0020] Suitable "lower alkyl" and lower alkyl moiety of "lower alkoxy" include a straight or branched one such as methyl, ethyl, propyl, isopropyl, butyl, isobutyl, tert-butyl, pentyl, hexyl, or the like, with methyl being preferred.

[0021] Suitable "lower alkylene" may be straight or branched one having 1 to 8 carbon atom(s), such as methylene, ethylene, trimethylene, tetramethylene, pentamethylene, hexamethylene, or the like.

[0022] Suitable "protected hydroxyl" includes lower alkoxy optionally substituted with aryl; acyloxy; or tri(lower)alkylsilyloxy (i.e., trimethylsilyloxy, tert-butyldimethylsilyloxy, etc.); or the like.

[0023] Suitable hydroxy protective groups in the protected hydroxy group include lower alkyl optionally substituted with aryl; acyloxy; tri(lower)alkylsilyloxy (i.e., trimethylsilyloxy, tert-butyldimethylsilyloxy, etc.); or the like.

[0024] Suitable "halogen" includes fluorine, chlorine, bromine, or iodine.

[0025] Suitable "aryl" and aryl moiety of "aryloxy" include phenyl, naphthyl, tolyl, xylyl, or the like, with phenyl and naphthyl being preferred.

[0026] Suitable "protected carboxy" includes lower alkoxycarbonyl (e.g., methoxycarbonyl, ethoxycarbonyl, propoxycarbonyl, butoxycarbonyl, 2,2,2-trichloroethoxycarbonyl, etc.), aryloxy carbonyl (e.g., phenoxycarbonyl, 4-nitrophenoxycarbonyl, etc.), ar(lower)alkoxycarbonyl (e.g. benzyloxycarbonyl, 4-nitrobenzyloxycarbonyl, etc.), or the like.

[0027] Suitable carboxy protective groups in the protected carboxy group include lower alkyl (e.g., methyl, ethyl, or tert-butyl), halo(lower)alkyl (e.g., 2-iodomethyl or 2,2,2-trichloroethyl), ar(lower)alkyl (e.g., benzyl, trityl, 4-methoxyben-

zyl, 4-nitrobenzyl, phenethyl, bis(methoxyphenyl)methyl, 3,4-dimethoxybenzyl or 4-hydroxy-3,5-di-tert-butylbenzyl), aryl (e.g., phenyl, naphthyl, tolyl, or xylyl), and the like. More suitable examples are lower alkyl such as methyl, ethyl, or tert-butyl, and ar(lower)alkyl such as benzyl.

[0028] Suitable "acyl" and acyl moiety of "acyloxy" include lower alkanoyl, aroyl, or the like.

[0029] Suitable "lower alkanoyl" includes formyl, acetyl, propionyl, butyryl, isobutyryl, valeryl, isovaleryl, pivaloyl, hexanoyl, or the like.

[0030] Suitable "aroyl" may be benzoyl, naphthoyl, toluoyl, xyloyl, or the like.

[0031] In the definition, unless stated otherwise, "lower alkanoyl" and "aroyl" may be substituted with one or more substituent(s) selected from halogen, cyano, nitro, lower alkyl, and a combination thereof.

[0032] Suitable "acyloxy" includes acetyloxy, trifluoroacetyloxy, or the like.

[0033] Suitable "leaving group" may be halogen, acyloxy (e.g., acetyloxy, trifluoroacetyloxy, etc.), lower alkylsulfonyloxy (e.g., methanesulfonyloxy, etc.), triarylphosphinoxy (e.g., -O-P⁺(C₆H₅)₃, etc.), or the like.

[0034] Suitable "substituent(s)" of "carbamoyl" include amino, hydroxy, lower alkyl, lower alkylsulfonyl, and aminoimino(lower)alkyl optionally substituted with hydroxy, or the like.

[0035] Suitable "substituent(s)" of "aryl" include lower alkyl optionally substituted with hydroxy or protected carboxy; lower alkoxy optionally substituted with aryl; hydroxy; amino; acyl; halogen; carboxy; protected carboxy; carbamoyl; lower alkyleneoxy, or the like.

[0036] Suitable salts of the compounds of the present invention are pharmaceutically acceptable conventional non-toxic salts and can be an organic acid addition salt (e.g. formate, acetate, trifluoroacetate, maleate, tartarate, oxalate, methanesulfonate, benzenesulfonate, toluenesulfonate, etc.), an inorganic acid addition salt (e.g. hydrochloride, hydrobromide, sulfate, phosphate, etc.), a salt with an amino acid (e.g. aspartic acid salt, glutamic acid salt, etc.), or the like.

[0037] The compounds of formula (I) may contain one or more asymmetric centers and thus they can exist as enantiomers or diastereoisomers. Furthermore certain compounds of formula (I) which contain alkenyl groups may exist as cis- or trans-isomers. In each instance, the invention includes both mixtures and separate individual isomers.

[0038] The compounds of the formula (I) may also exist in tautomeric forms and the invention includes both mixtures and separate individual tautomers.

[0039] The compound of the formula (I) and its salt can be in a form of a solvate, which is included within the scope of the present invention. The solvate preferably include a hydrate and an ethanolate.

[0040] Also included in the scope of invention are radiolabelled derivatives of compounds of formula (I) which are suitable for biological studies.

[0041] The compound of the present invention can be purified by any conventional purification methods employed for purifying organic compounds, such as recrystallization, column chromatography, thin-layer chromatography, high-performance liquid chromatography and the like. The compounds can be identified by conventional methods such as NMR spectrography, mass spectrography, IR spectrography, elemental analysis, and measurement of melting point.

[0042] The compound (I), or its salt can be administered alone or in the form of a mixture, preferably, with a pharmaceutical vehicle or carrier.

[0043] The active ingredient of this invention can be used in the form of a pharmaceutical preparation, for example, in solid, semisolid or liquid form, which contains a compound (I), as an active ingredient, in admixture with an organic or inorganic carrier or excipient suitable for external (topical), enteral, intravenous, intramuscular, parenteral or intramucous applications. The active ingredient can be formulated, for example, with the conventional non-toxic, pharmaceutically acceptable carriers for ointment, cream, plaster, tablets, pellets, capsules, suppositories, solution (saline, for example), emulsion, suspension (olive oil, for example), aerosols, pills, powders, syrups, injections, troches, cataplasms, aromatic waters, lotions, buccal tablets, sublingual tablets, nasal drops and any other form suitable for use. The carriers which can be used are water, wax, glucose, lactose, gum acacia, gelatin, mannitol, starch paster, magnesium trisilicate, talc, corn starch, keratin, paraffin, colloidal silica, potato starch, urea and other carriers suitable for use in manufacturing preparations, in solid, semisolid, or liquid form, and in addition auxiliary, stabilizing, thickening and coloring agents and perfumes may be used. The active compound is included in a pharmaceutical composition in an effective amount sufficient to produce the desired effect upon the process or condition of the diseases.

[0044] The active ingredient can be formulated into, for example, preparations for oral application, preparations for injection, preparations for external application, preparations for inhalation, preparations for application to mucous membranes.

[0045] Mammals which may be treated by the present invention include livestock mammals such as cows, horses, etc., domestic animals such as dogs, cats, rats, etc. and humans, preferably humans.

[0046] While the dosage of therapeutically effective amount of the compound (I) will vary depending upon the age and condition of each individual patient, an average single dose to a human patient of about 0.01 mg, 0.1 mg, 1 mg, 10 mg, 50 mg, 100 mg, 250 mg, 500 mg, and 1000 mg of the compound (I) may be effective for treating the above-mentioned diseases. In general, amounts between 0.01 mg/body and about 1,000 mg/body may be administered per day.

[0047] The compound (I) or its pharmaceutically acceptable salts of this invention possesses ADA inhibiting activity and are thus useful in immunomodulation, especially immunosuppression, antiinflammation and treatment and prevention of various diseases for which Ado is effective. Examples of the diseases are as follows:

- a) Autoimmune diseases and inflammatory conditions, e.g., various pains collagen diseases, autoimmune diseases, various immunity diseases, and the like in human beings or animals, and more particularly for the treating and/or preventing inflammation and pain in joint and muscle (e.g. rheumatoid arthritis, rheumatoid spondylitis, osteoarthritis, gouty arthritis, etc.), inflammatory skin condition (e.g. sunburn, eczema, etc.), inflammatory eye condition (e.g. conjunctivitis, etc.), lung disorder in which inflammation is involved (e.g. asthma, bronchitis, pigeon fancier's disease, farmer's lung, etc.), condition of the gastrointestinal tract associated with inflammation (e.g. aphthous ulcer, Crohn's disease, atrophic gastritis, ulcerative colitis, coeliac disease, regional ileitis, irritable bowel syndrome, etc.), gingivitis, (inflammation, pain and tumescence after operation or injury), pyrexia, pain and other conditions associated with inflammation, systemic lupus erythematosus, scleroderma, polymyositis, polychondritis, periarteritis nodosa, ankylosing spondylitis, inflammatory chronic renal condition (e.g. nephrotic syndrome, glomerulonephritis, membranous nephritis, etc.), acute nephritis, rheumatic fever, Sjogren's syndrome, Behcet disease, thyroiditis, type I diabetes, dermatomyositis, chronic active hepatitis, acute hepatitis, myasthenia gravis, idiopathic sprue, Grave's disease, multiple sclerosis, primary billiary cirrhoris, Reiter's syndrome, autoimmune hematological disorders (e.g. hemolytic anemia, pure red cell anemia, idiopathic thrombocytopenia; aplastic anemia, etc.), myasthenia gravis, uveitis, contact dermatitis, psoriasis, Kawasaki disease, sarcoidosis, Wegner's granulomatosis, Hodgkin's disease, or the like;
- b) Organ or tissue allo- or xeno-transplant rejection, e.g., kidney, liver, heart, lung, combined heart-lung, bone marrow, islet cells, pancreatic, skin, chromaffin or dopamine producing cells, small bowel, or corneal transplantation. Treating and/or preventing graft-versus-host disease, such as occurs following bone marrow transplantation;
- c) Various leukemias, including virus induced, or various induced lymphomas; and
- d) Diseases that arise from, or are aggravated by, insufficient blood flow through a particular organ or portion thereof, e.g., heart attacks or strokes, the microvascular disease of diabetes mellitus, atherosclerosis, or events resulting in a less prolonged loss of blood flow (e.g., angina pectoris, transient ischemic attacks, bowel ischemia, kidney ischemia, intermittant claudication of skeletal muscle, migraine headaches, Raynaud's phenomenon), or the like.

[0048] Any patents, patent applications, and publications cited herein are incorporated by reference.

Best Mode for Carrying out the Invention

[0049] The following Preparation and Examples are given for the purpose of illustrating the present invention in detail, but are not to be construed to limit the scope of the present invention.

Preparation 1

[0050] A mixture of methyl 4-imidazolecarboxylate (5.0 g) and ammonium chloride (539 mg) in aqueous 28% NH₃ solution (75 ml) was heated at 100°C in a steel sealed tube for 5.5 hours. After cooling, the reaction mixture was concentrated in vacuo. The residue was stirred in a mixed solvent of acetone, ethanol and water (5:5:1, total 25 ml). The resulting precipitates were collected by filtration and washed with the same mixed solvent, and dried in vacuo to give 4-imidazolecarboxamide (4.63 g) as a white solid.

mp: 211-214°C

IR (KBr): 3500-2600, 1652 cm⁻¹

NMR (DMSO-d₆, δ): 7.06 (1H, br s), 7.34 (1H, br s), 7.58 (1H, s), 7.69 (1H, s)

MASS: 112 (M+H)⁺

Preparation 2

[0051] Triethylamine (583 mg) was added dropwise to a stirred mixture of ethyl (R)-2-hydroxy-4-phenylbutyrate (1.0 g) and methanesulfonyl chloride (660 mg) in dichloromethane (10 ml) at ice-bath temperature. After 40 minutes, the reaction mixture was partitioned between dichloromethane and water. The organic layer was washed with brine, dried over magnesium sulfate, and concentrated in vacuo to give ethyl (R)-2-methylsulfonyloxy-4-phenylbutyrate (1.37 g) as an oil. This material was used immediately without further purification. NaH (60% in mineral oil, 192 mg) was added to a solution of 4-imidazolecarboxamide (534 mg) in DMF (8 ml) at room temperature. The reaction mixture was stirred for 30 minutes. The methanesulfonate prepared above was added and the resulting mixture was stirred for 3 hours at

EP 1 098 885 B9 (W1B1)

60°C.

[0052] The reaction mixture was cooled to 10°C in an ice bath, and the insoluble material was filtered and washed thoroughly with methylene chloride. The filtrate and the washing were combined and then washed with brine. The organic layer was dried over sodium sulfate and concentrated in vacuo. The residue was purified by silica gel (45 g) chromatography eluting with chloroform/methanol (30:1) to give ethyl 2-(4-carbamoyl-1-imidazolyl)-4-phenylbutyrate (556 mg).

IR (neat): 3500-2800, 1741, 1666 cm⁻¹

NMR (CDCl₃, δ): 1.26 (3H, t, J=7.1Hz), 2.3-2.68 (4H, m), 4.20 (3H, q, J=7.1Hz), 4.60 (1H, dd, J=9.8, 9.8Hz), 5.44 (1H, br s), 6.96 (1H, br s), 7.08-7.35 (5H, m), 7.46 (1H, s), 7.72 (1H, s)

MASS: 302 (M+H)⁺

Preparation 3

[0053] 2-Hydroxyoctanoic acid (1.0 g) was stirred in 10% hydrogen chloride methanol solution (20 ml) at room temperature. After 1.5 hours, the reaction mixture was evaporated under reduced pressure. The residue was partitioned between ethyl acetate and water. The organic layer was washed with aqueous NaHCO₃ solution and dried over sodium sulfate. Evaporation of the solvent under reduced pressure gave methyl 2-hydroxyoctanoate (0.684 g) as a colorless oil.

IR (neat): 3463, 2952, 2927, 2859, 1735 cm⁻¹

NMR (CDCl₃, δ): 0.88 (3H, t, J=6.5Hz), 1.25-1.90 (10H, m), 2.70 (1H, br s), 3.79 (3H, s), 4.19 (1H, br)

MASS: 175 (M+H)⁺

Preparation 4

[0054] The following compounds were obtained according to a similar manner to that of Preparation 2.

(1) Methyl α-(4-carbamoyl-1-imidazolyl)phenylacetate was prepared from methyl mandelate and 4-imidazolecarboxamide obtained in Preparation 1.

IR (KBr): 3500-2800, 1752, 1675 cm⁻¹

NMR (CDCl₃, δ): 3.84 (3H, s), 5.48 (1H, br s), 5.93 (1H, s), 7.06 (1H, br s), 7.24-7.46 (5H, m), 7.60 (1H, s), 7.67 (1H, s)

MASS: 260 (M+H)⁺

(2) Methyl 2-(4-carbamoyl-1-imidazolyl)octanoate was prepared from 4-imidazolecarboxamide obtained in Preparation 1 and methyl 2-hydroxyoctanoate obtained in Preparation 3.

mp: 63.5-65.5°C

IR (KBr): 3400-2800, 1753, 1671 cm⁻¹

NMR (CDCl₃, δ): 0.87 (3H, t, J=6.5Hz), 1.05-1.45 (6H, m), 1.90-2.20 (4H, m), 3.77 (3H, s), 4.71 (1H, dd, J=9.6, 5.6Hz), 5.52 (1H, s), 7.10 (1H, s), 7.59 (1H, s), 7.72 (1H, s)

MASS: 268 (M+H)⁺

Preparation 5

[0055] NaH (60% in mineral oil, 60 mg) was added to a stirred solution of 4-imidazolecarboxamide (obtained in Preparation 1) (167 mg) in DMF (3.5 ml), and the reaction mixture was stirred for 1.5 hours at 55°C. Ethyl 2-bromovalerate (0.153 ml) was added to this mixture, and the reaction mixture was stirred for 3 hours at 55-60°C. The reaction mixture was poured into water and extracted with ethyl acetate. The organic layer was washed with brine, dried over magnesium sulfate, and concentrated in vacuo. The residue was purified by silica gel (12 g) chromatography eluting with chloroform/methanol (25:1) to give ethyl 2-(4-carbamoyl-1-imidazolyl)valerate (150 mg).

mp: 95°C

IR (KBr): 3343, 3197, 2964, 1751, 1681 cm⁻¹

NMR (DMSO-d₆, δ): 0.86 (3H, t, J=7.2Hz), 1.13 (2H, m), 1.20 (3H, t, J=7.1Hz), 2.05 (2H, q, J=7.2Hz), 4.14 (2H, q, J=7.1Hz), 5.16 (1H, t, J=7.2Hz), 7.10 (1H, s), 7.30 (1H, s), 7.73 (1H, s), 7.78 (1H, s)

MASS: 240 (M+H)⁺

Preparation 6

[0056] 1-(2-Oxotetrahydrofuran-3-yl)imidazole-4-carboxamide was obtained from 4-imidazolecarboxamide obtained in Preparation 1 and α-bromo-γ-butyrolactone according to a similar manner to that of Preparation 5.

EP 1 098 885 B9 (W1B1)

IR (KBr): 3700-3100, 1779, 1745, 1600 cm^{-1}

MASS: 196 (M+H)⁺

Preparation 7

[0057] Trifluoromethanesulfonic acid (1.13 g) was added to a stirred mixture of ethyl (S)-(-)-lactate (5.90 g) and benzyl 2,2,2-trichloroacetimidate (15.15 g) in cyclohexane (70 ml) and methylene chloride (35 ml) at room temperature under nitrogen atmosphere. After being stirred for 18 hours, the reaction mixture was filtered. The filtrate was diluted with cyclohexane, and then washed successively with saturated NaHCO_3 solution (100 ml) and H_2O (100 ml). The organic layer was dried over sodium sulfate and concentrated in vacuo. The residue was purified by silica gel (260 g) chromatography eluted with hexane/ethyl acetate (30:1) to give ethyl (S)-2-(benzyloxy)propionate (6.48 g).

IR (neat): 3100-2800, 1743, 1139 cm^{-1}

NMR (CDCl_3 , δ): 1.26 (3H, t, $J=7.0\text{Hz}$), 1.44 (3H, d, $J=6.8\text{Hz}$), 4.05 (1H, q, $J=6.8\text{Hz}$), 4.22 (2H, q, $J=7.0\text{Hz}$), 4.40-4.75 (2H, m), 7.10-7.39 (5H, m)

MASS : 231 (M+Na)⁺

$[\alpha]_{\text{D}}^{28.5} = -76.0^\circ$ (C=0.50, EtOH)

Preparation 8

[0058] A solution of 1.0M DIBAL (diisobutylaluminum hydride) in hexane (10 ml) was added dropwise to a stirred solution of ethyl (S)-2-(benzyloxy)propionate (obtained in Preparation 7) (2.08 g) in methylene chloride (20 ml) at -78°C (dry-ice/acetone) for 5 minutes under nitrogen atmosphere. After 20 minutes, methanol (1.6 ml) was added dropwise to the mixture at -78°C , and the resulting mixture was stirred at room temperature for 30 minutes. The mixture was filtered through a pad of Celite, and the solid on the filter was washed with methylene chloride. The combined filtrates were concentrated in vacuo. The obtained residue was purified by silica gel (35 g) chromatography eluted with hexane/ethyl acetate (30:1) to give (S)-2-(benzyloxy)propionaldehyde (810 mg).

IR (neat): 3100-2800, 1735, 1095 cm^{-1}

NMR (CDCl_3 , δ): 1.33 (3H, d, $J=6.9\text{Hz}$), 3.90 (1H, m), 4.60 (2H, m), 7.10-7.40 (5H, m), 9.67 (1H, s)

MASS: 163 (M-H)⁺

$[\alpha]_{\text{D}}^{26.8} = -34.7^\circ$ (C=0.50, EtOH)

Preparation 9

[0059] Trimethylsulfoxonium iodide (1.22 g) was added to a stirred suspension of sodium hydride (60% in mineral oil, 234 mg) in dimethylsulfoxide (12 ml) and dimethoxyethane (10 ml) at -3°C to -4°C under nitrogen atmosphere. After 10 minutes, a solution of (S)-2-(benzyloxy)propionaldehyde (obtained in Preparation 8) (800 mg) in dimethoxyethane (2 ml) was added dropwise to the mixture for a period of 5 minutes at the same temperature, and the resulting mixture was stirred for 30 minutes at room temperature. The mixture was poured into a cold saturated ammonium chloride solution (50 ml) and extracted with ethyl acetate (100 ml). The organic layer was washed with brine (50 ml), dried over magnesium sulfate and concentrated in vacuo. The residue was purified by silica gel (20 g) chromatography eluted with hexane/ethyl acetate (30:1) to give (3S)-3-benzyloxy-1,2-epoxybutane (507 mg).

IR (neat): 2981, 2927, 2865, 1241, 1103 cm^{-1}

NMR (CDCl_3 , δ): 1.29 (3H, m), 2.40-3.55 (4H, m), 4.50-4.85 (2H, m), 7.10-7.40 (5H, m)

MASS: 201 (M+Na)⁺

Preparation 10

[0060] A solution of 2.0M benzylmagnesium chloride in tetrahydrofuran (2.38 ml) was added dropwise to a stirred mixture of lithium chloride (20.2 mg) and copper(II) chloride (32 mg) in tetrahydrofuran (1.0 ml) at -78°C (dry-ice/acetone) for a period of 10 minutes under nitrogen atmosphere. A solution of (3S)-3-benzyloxy-1,2-epoxybutane (obtained in Preparation 9) (425 mg) in tetrahydrofuran (10 ml) was added dropwise to this mixture at -78°C over 10 minutes. The resulting mixture was stirred at -78°C for 2.5 hours and then allowed to warm to room temperature, and stirred overnight. The reaction mixture was treated with saturated ammonium chloride solution (20 ml) at an ice-bath temperature, and then diluted with ethyl acetate (100 ml). The organic layer was washed with H_2O (50 ml) and brine (50 ml), dried over magnesium sulfate and concentrated in vacuo. The residue was purified by silica gel (20 g) chromatography eluted with hexane/ethyl acetate (10:1) to give (2S)-2-benzyloxy-5-phenylpentan-3-ol (620 mg).

IR (neat): 3444, 2931, 2865 cm^{-1}

NMR (CDCl_3 , δ): 1.14-2.00 (3H, m), 1.60-1.85 (1H, m), 2.55-3.00 (3H, m), 3.30-3.85 (3H, m), 4.35-4.75 (2H, m),

7.05-7.40 (10H, m)
 MASS: 293 (M+Na)⁺

Preparation 11

[0061] The following compounds were obtained according to a similar manner to that of Preparation 10.

(1) (2S)-2-benzyloxy-6-phenylhexan-3-ol was prepared from (3S)-3-benzyloxy-1,2-epoxybutane (obtained in Preparation 9) and phenethylmagnesium chloride.

IR (neat): 3436, 2933, 2861 cm⁻¹

NMR (CDCl₃, δ): 1.05-1.20 (3H, m), 1.30-2.00 (4H, m), 2.00-2.80 (3H, m), 3.25-3.85 (2H, m), 4.35-4.75 (2H, m), 7.05-7.45 (10H, m)

MASS: 285 (M+Na)⁺

(2) (2S)-2-benzyloxy-5-(1-naphthyl)pentan-3-ol was prepared from (3S)-3-benzyloxy-1,2-epoxybutane (obtained in Preparation 9) and 1-naphthylmethylmagnesium chloride (J. Am. Chem. Soc. 1943, 65, 295).

IR (neat): 3700-3100, 3100-2800, 1087, 1076 cm⁻¹

NMR (CDCl₃, δ): 1.10-1.20 (3H, m), 1.75-2.00 (2H, m), 2.15-2.75 (1H, m), 2.95-3.95 (4H, m), 4.40-4.75 (2H, m), 7.20-7.60 (9H, m), 7.65-7.20 (3H, m)

(3) (2S,3S)-2-(benzyloxy)-5-(2-methylphenyl)pentan-3-ol was prepared from the compound obtained in Preparation 9 and 2-methylbenzyl chloride.

NMR (CDCl₃, δ): 1.19 (3H, d, J=6Hz), 1.6-1.8 (2H, m), 2.32 (3H, s), 2.64 (1H, d, J=3Hz), 2.6-3.0 (2H, m), 3.3-3.6 (2H, m), 4.43 (1H, d, J=11Hz), 4.67 (1H, d, J=11Hz), 7.1-7.3 (9H, m)

MASS: 307 (M+Na)⁺

(4) (2S,3S)-2-(benzyloxy)-5-(2-chlorophenyl)pentan-3-ol was prepared from the compound obtained in Preparation 9.

NMR (CDCl₃, δ): 1.17 (3H, d, J=5Hz), 1.6-1.9 (2H, m), 2.64 (1H, d, J=3Hz), 2.7-3.1 (2H, m), 3.4-3.5 (2H, m), 4.44 (1H, d, J=12Hz), 4.67 (1H, d, J=12Hz), 7.1-7.4 (9H, m)

MASS: 327 (M+Na)⁺

(5) (2S,3S)-2-(benzyloxy)-5-(2-methoxyphenyl)pentan-3-ol was prepared from the compound obtained in Preparation 9.

NMR (CDCl₃, δ): 1.18 (3H, d, J=6Hz), 1.6-1.9 (2H, m), 2.6-3.0 (3H, m), 3.4-3.5 (2H, m), 3.82 (3H, s), 4.44 (1H, d, J=12Hz), 4.66 (1H, d, J=12Hz), 6.8-7.0 (2H, m), 7.1-7.4 (7H, m)

MASS: 323 (M+Na)⁺

(6) (2S,3S)-2-(benzyloxy)-5-(2-hexyloxyphenyl)pentan-3-ol was prepared from the compound obtained in Preparation 9.

NMR (CDCl₃, δ): 0.90 (3H, t, J=6Hz), 1.18 (3H, d, J=6Hz), 1.2-1.6 (6H, m), 1.6-1.9 (4H, m), 2.66 (1H, d, J=3Hz), 2.7-2.9 (2H, m), 3.4-3.5 (2H, m), 3.96 (2H, t, J=6Hz), 4.44 (1H, d, J=11Hz), 4.66 (1H, d, J=11Hz), 6.8-7.0 (2H, m), 7.1-7.3 (7H, m)

MASS: 393 (M+Na)⁺

(7) (2S,3S)-2-(benzyloxy)-5-(2,3-dichlorophenyl)pentan-3-ol was prepared from the compound obtained in Preparation 9.

NMR (CDCl₃, δ): 1.19 (3H, d, J=5Hz), 1.6-1.9 (2H, m), 2.65 (1H, d, J=3Hz), 2.7-3.1 (2H, m), 3.3-3.5 (2H, m), 4.43 (1H, d, J=11Hz), 4.67 (1H, d, J=11Hz), 7.0-7.5 (8H, m)

MASS: 361 (M+Na)⁺

(8) (2S,3S)-2-(benzyloxy)-5-(2-phenethyloxyphenyl)pentan-3-ol was prepared from the compound obtained in Preparation 9.

NMR (CDCl₃, δ): 1.14 (3H, d, J=6Hz), 1.6-1.8 (2H, m), 2.5-3.0 (3H, m), 3.10 (2H, t, J=7Hz), 3.3-3.5 (2H, m), 4.18 (2H, t, J=7Hz), 4.43 (1H, d, J=11Hz), 4.65 (1H, d, J=11Hz), 6.7-7.4 (14H, m)

MASS: 413 (M+Na)⁺

(9) (2S,3S)-2-(benzyloxy)-5-(2,3-dimethylphenyl)pentan-3-ol was prepared from the compound obtained in Preparation 9.

aration 9.

NMR (CDCl₃, δ): 1.19 (3H, d, J=6Hz), 1.6-1.8 (2H, m), 2.22 (3H, s), 2.28 (3H, s), 2.6-3.0 (3H, m), 3.3-3.6 (2H, m), 4.43 (1H, d, J=11Hz), 4.67 (1H, d, J=11Hz), 7.02 (3H, s), 7.2-7.4 (5H, m)

MASS: 321 (M+Na)⁺

(10) (2S,3S)-2-(benzyloxy)-5-[2,3-(methylenedioxy)phenyl]-pentan-3-ol was prepared from the compound obtained in Preparation 9.

NMR (CDCl₃, δ): 1.19 (3H, d, J=6Hz), 1.6-1.9 (2H, m), 2.6-2.9 (3H, m), 3.3-3.5 (2H, m), 4.43 (1H, d, J=12Hz), 4.67 (1H, d, J=12Hz), 5.92 (2H, s), 6.6-6.8 (3H, m), 7.33 (5H, s)

MS: 337 (M+Na)⁺

Preparation 12

[0062] To a stirred solution of Pd(OAc)₂ (340 mg), nBu₃P (613 mg), and Et₃N (1.99 g) in DMF (30 ml) was added methyl 2-hydroxy-3-butenate (1.76 g) followed by 1-iodonaphthalene (5.0 g), and the reaction mixture was stirred at 100°C for 2.5 hours. The reaction mixture was poured into water (300 ml) and extracted with ethyl acetate. The organic layer was washed with brine, dried over magnesium sulfate, and evaporated in vacuo. The residue was purified by silica gel (130 g) column chromatography eluting with hexane/ethyl acetate (50:1) to give methyl 4-(1-naphthyl)-2-oxobutyrate (254 mg) as a red oil.

IR (neat): 3050, 2954, 1739, 1725 cm⁻¹

NMR (CDCl₃, δ): 3.25-3.55 (4H, m), 3.86 (3H, s), 7.25-8.10 (7H, m)

Preparation 13

[0063] NaBH₄ (22 mg) was added portionwise to an ice cooled solution of methyl 4-(1-naphthyl)-2-oxobutyrate (obtained in Preparation 12) (252.5 mg) in THF (5 ml)-H₂O (1 ml). After the addition was completed, the reaction mixture was stirred at ice-bath temperature for 30 minutes. Water (4 ml) was added, and the resulting mixture was stirred for several minutes and then extracted with ethyl acetate. The organic layer was washed with brine; dried over magnesium sulfate, and evaporated in vacuo. The residue was purified by silica gel (5 g) column chromatography eluting with hexane/ethyl acetate (10:1) to give methyl 2-hydroxy-4-(1-naphthyl)butyrate (84.4 mg) as a colorless oil.

IR (neat): 3700-3100, 3052, 2954, 1739, 1236, 1103 cm⁻¹

NMR (CDCl₃, δ): 2.03-2.31 (2H, m), 2.91 (1H, d, J=5.2Hz), 3.23 (2H, t, J=7.9Hz), 3.75 (3H, s), 4.29 (1H, m), 7.30-8.10 (7H, m)

MASS: 245 (M+H)⁺

Preparation 14

[0064] NaBH₄ (1.82 g) was added portionwise to an ice cooled solution of ethyl (R)-2-hydroxy-4-phenylbutyrate (2.0 g) in methanol (40 ml). After the addition was completed, the reaction mixture was stirred at room temperature for 45 minutes. Water (20 ml) was added, and the resulting mixture was stirred for several minutes and then evaporated under reduced pressure. The residue was extracted with ethyl acetate. The extract was washed with brine and dried over magnesium sulfate. Evaporation of the solvent under reduced pressure gave (R)-4-phenylbutane-1,2-diol (1.63 g) as a colorless oil. This material was used for the next reaction without further purification.

[0065] Imidazole (1.96 g) was added to an ice cooled solution of the diol in DMF (20 ml) followed by tert-butyldimethylsilyl chloride (1.52 g). After 1 hour, the ice-bath was removed and then the mixture was stirred overnight at room temperature.

[0066] The reaction mixture was poured into water (200 ml) and extracted with ethyl acetate. The organic layer was washed with brine, dried over magnesium sulfate and evaporated in vacuo. The residue was purified by silica gel (50 g) column chromatography eluting with hexane/ethyl acetate (50:1) to give (R)-1-(tert-butyldimethylsilyloxy)-4-phenylbutan-2-ol (2.10 g) as a colorless oil.

IR (neat): 3800-3100, 2950, 2931, 2859, 1253, 1116, 1081 cm⁻¹

NMR (CDCl₃, δ): 0.52 (6H, s), 0.90 (9H, s), 1.60-1.85 (2H, m), 2.45 (1H, d, J=3.6Hz), 2.60-2.95 (2H, m), 3.35-3.75 (3H, m), 7.15-7.35 (5H, m)

MASS: 281 (M+H)⁺

Preparation 15

[0067] The following compounds were prepared by a similar procedure to that of Preparation 12.

EP 1 098 885 B9 (W1B1)

(1) Methyl 4-(3-methylphenyl)-2-oxobutyrates were prepared as a pale yellow oil from 3-iodotoluene and methyl 2-hydroxy-3-butenate.

IR (neat): 2954, 2923, 1731, 1238, 1074 cm^{-1}

NMR (CDCl_3 , δ): 2.33 (3H, s), 2.92 (2H, t, $J=7.5\text{Hz}$), 3.18 (2H, t, $J=7.5\text{Hz}$), 3.86 (3H, s), 6.90-7.25 (4H, m)

(2) Methyl 4-[3-(trifluoromethyl)phenyl]-2-oxobutyrates were prepared as an oil from 3-iodobenzotrifluoride and methyl 2-hydroxy-3-butenate.

IR (neat): 2958, 1739, 1728, 1241 cm^{-1}

NMR (CDCl_3 , δ): 3.03 (2H, t, $J=7.4\text{Hz}$), 3.22 (2H, t, $J=7.4\text{Hz}$), 3.87 (3H, s), 7.35-7.55 (4H, m)

(3) Methyl 4-[3-(tert-butyldimethylsilyloxy)phenyl]-2-oxobutyrates were prepared as a yellow oil from 3-(tert-butyldimethylsilyloxy)iodobenzene and methyl 2-hydroxy-3-butenate.

IR (neat): 2954, 2935, 2857, 1731, 1594, 1244 cm^{-1}

NMR (CDCl_3 , δ): 0.19 (6H, s), 0.98 (9H, s), 2.90 (2H, t, $J=7.6\text{Hz}$), 3.16 (2H, t, $J=7.6\text{Hz}$), 3.86 (3H, s), 6.65-6.85

(3H, m), 7.15 (1H, m)

MASS: 323 ($\text{M}+\text{H}$)⁺

Preparation 16

[0068] The following compounds were prepared by a similar procedure to that of Preparation 13.

(1) Methyl 2-hydroxy-4-(3-methylphenyl)butyrates were prepared as a colorless oil from the compound obtained in Preparation 15(1).

IR (neat): 3700-3100, 3016, 2954, 2859, 1733, 1234, 1099 cm^{-1}

NMR (CDCl_3 , δ): 1.80-2.20 (2H, m), 2.33 (3H, s), 2.65-2.85 (3H, m), 3.76 (3H, s), 4.20 (1H, m), 6.95-7.25 (4H, m)

MASS: 209 ($\text{M}+\text{H}$)⁺

(2) Methyl 2-hydroxy-4-[3-(trifluoromethyl)phenyl]butyrates were prepared from the compound obtained in Preparation 15(2).

IR (neat): 3700-3200, 3016, 2956, 1739, 1328, 1122, 703 cm^{-1}

NMR (CDCl_3 , δ): 1.85-2.25 (2H, m), 2.70-2.95 (3H, m), 3.76 (3H, s), 4.18 (1H, m), 7.35-7.55 (4H, m)

(3) Methyl 2-hydroxy-4-[3-(tert-butyldimethylsilyloxy)-phenyl]butyrates were prepared as a colorless oil from the compound obtained in Preparation 15(3).

IR (neat): 3700-3100, 2954, 2857, 1739, 1595, 1479, 1444, 1273 cm^{-1}

NMR (CDCl_3 , δ): 0.19 (6H, s), 0.98 (9H, s), 1.80-2.20 (2H, m), 2.65-2.80 (3H, m), 3.77 (3H, s), 4.18 (1H, m), 6.65-6.90 (3H, m), 7.13 (1H, m)

MASS: 325 ($\text{M}+\text{H}$)⁺

Preparation 17

[0069] The following compounds were prepared by a similar procedure to that of Preparation 2.

(1) Methyl 2-(4-carbamoyl-1-imidazolyl)-4-(1-naphthyl)butyrates were prepared from the compound obtained in Preparation 1 and the compound obtained in Preparation 13.

IR (KBr): 3343, 3185, 1745, 1662 cm^{-1}

NMR (CDCl_3 , δ): 2.40-3.25 (4H, m), 3.73 (3H, s), 4.71 (1H, m), 5.42 (1H, brs), 6.98 (1H, brs), 7.19 (1H, d, $J=6.9\text{Hz}$), 7.35-7.60 (4H, m), 7.74-7.95 (4H, m)

MASS: 338 ($\text{M}+\text{H}$)⁺

(2) Methyl 2-(4-carbamoyl-1-imidazolyl)-4-(3-methylphenyl)butyrates were prepared from the compound obtained in Preparation 1 and the compound obtained in Preparation 16(1).

IR (neat): 3800-2800, 1745, 1658 cm^{-1}

NMR (CDCl_3 , δ): 2.25-2.75 (7H, m), 3.75 (3H, s), 4.64 (1H, m), 5.43 (1H, brs), 6.85-7.25 (5H, m), 7.45 (1H, s), 7.71 (1H, s)

MASS: 302 ($\text{M}+\text{H}$)⁺

EP 1 098 885 B9 (W1B1)

(3) Methyl 2-(4-carbamoyl-1-imidazolyl)-4-[3-(trifluoromethyl)-phenyl]butyrate was prepared from the compound obtained in Preparation 1 and the compound obtained in Preparation 16(2).

IR (neat): 3700-2800, 1743, 1236 cm^{-1}

NMR (CDCl_3 , δ): 2.25-2.80 (4H, m), 3.77 (3H, m), 4.65 (1H, m), 5.43 (1H, br s), 6.96 (1H, br s), 7.20-7.55 (5H, m), 7.73 (1H, s)

MASS: 356 (M+H)⁺

(4) Methyl 2-(4-carbamoyl-1-imidazolyl)-4-(3-hydroxyphenyl)-butyrate was prepared from the compound obtained in Preparation 1 and the compound obtained in Preparation 16(3).

IR (neat): 3700-2800, 1745, 1664, 1590, 1267, 1234 cm^{-1}

NMR (CDCl_3 , δ): 2.20-2.80 (4H, m), 3.76 (3H, s), 4.65 (1H, m), 5.64 (1H, br s), 6.50-6.85 (3H, m), 6.90-7.30 (2H, m), 7.55 (1H, s), 7.73 (1H, s)

MASS: 304 (M+H)⁺

Preparation 18

[0070] To a stirred solution of $\text{Pd}(\text{OAc})_2$ (40 mg, 0.18 mmol), $n\text{Bu}_3\text{P}$ (71 mg, 0.35 mmol), and Et_3N (232 mg, 2.29 mmol) in DMF (5 ml) was added 3-butene-1,2-diol (155 mg, 1.76 mmol) followed by 4-iodotoluene (500 mg, 2.29 mmol), and the reaction mixture was stirred at 100°C for 1.5 h. The reaction mixture was poured into water (50 ml) and extracted with ethyl acetate. The organic layer was washed with brine, dried (magnesium sulfate) and evaporated in vacuo. The residue was purified by silica gel (10 g) column chromatography eluting with toluene/ethyl acetate (50:1) to give 1-hydroxy-4-(p-tolyl)butan-2-one (230 mg, 73.4%) as a pale yellow solid.

[0071] To an ice cooled solution of 1-hydroxy-4-(p-tolyl)butan-2-one in DMF (5ml) was added imidazole (264 mg, 3.88 mmol) followed by tert-butyldimethylsilyl chloride (234 mg, 1.55 mmol). After 30 minutes the ice-bath was removed and then the mixture was stirred overnight at room temperature. The reaction mixture was poured into water (50 ml) and extracted with ethyl acetate. The organic layer was washed with brine, dried (magnesium sulfate), and concentrated in vacuo. The residue was purified by silica gel (8 g) column chromatography eluting with hexane/ethyl acetate (50:1) to give 1-(tert-butyldimethylsilyloxy)-4-(4-methylphenyl)butan-2-one (350 mg, 67.9%) as a colorless oil.

IR (neat): 2933, 2857, 1726, 1255, 1105, 842 cm^{-1}

NMR (CDCl_3 , δ): 0.07 (6H, s), 0.91 (9H, s), 2.31 (3H, s), 2.75-2.95 (4H, m), 4.14 (2H, s), 7.08 (4H, s)

Preparation 19

[0072] 1-(Tert-butyldimethylsilyloxy)-4-[3-(ethoxycarbonyl)-phenyl]butan-2-one (1.62 g, 42.7%) was prepared as a colorless oil by a similar procedure to that of Preparation 18 from ethyl 3-iodobenzoate and 3-butene-1,2-diol.

IR (neat): 2929, 2858, 1720, 1238, 1103 cm^{-1}

NMR (CDCl_3 , δ): 0.07 (6H, s), 0.91 (9H, s), 1.40 (3H, t, $J=7.1\text{Hz}$), 2.75-3.05 (4H, m), 4.15 (2H, s), 4.37 (2H, q, $J=7.1\text{Hz}$), 7.30-7.45 (2H, m), 7.85-7.95 (2H, m)

MASS: 351 (M+H)⁺

Preparation 20

[0073] To a stirred solution of $\text{Pd}(\text{OAc})_2$ (75 mg, 0.34 mmol), $n\text{Bu}_3\text{P}$ (136 mg, 0.67 mmol), and Et_3N (442 mg, 4.37 mmol) in DMF (10 ml) was added 3-butene-1,2-diol (296 mg, 3.36 mmol) followed by methyl 3-bromophenylacetate (1.0 g, 4.37 mmol), and the reaction mixture was stirred at 100°C for 5 h. The reaction mixture was poured into water (100 ml) and extracted with ethyl acetate. The organic layer was washed with brine, dried (magnesium sulfate) and evaporated in vacuo. The residue was purified by silica gel (25 g) column chromatography eluting with toluene/ethyl acetate (20:1) to give methyl 3-(4-hydroxy-3-oxobutyl)phenylacetate (193 mg, 24.4%) as an oil.

IR (neat): 3700-3100, 2950, 1732, 1261, 1159, 1069 cm^{-1}

NMR (CDCl_3 , δ): 2.73 (2H, t, $J=7.5\text{Hz}$), 2.96 (2H, t, $J=7.5\text{Hz}$), 3.06 (1H, t, $J=4.8\text{Hz}$), 3.60 (2H, s), 3.70 (3H, s), 4.19 (2H, d, $J=4.8\text{Hz}$), 7.05-7.35 (4H, m)

MASS: 237 (M+H)⁺

Preparation 21

[0074] The following compounds were prepared by a similar procedure to that of Preparation 13.

(1) 1-(tert-Butyldimethylsilyloxy)-4-(4-methylphenyl)butan-2-ol was prepared as a colorless oil from the compound

EP 1 098 885 B9 (W1B1)

obtained in Preparation 18.

IR (neat): 3442, 2931, 2859, 1463, 1254, 1116 cm^{-1}

NMR (CDCl_3 , δ): 0.06 (6H, s), 0.90 (9H, s), 1.60-1.85 (2H, m), 2.32 (3H, s), 2.44 (1H, d, $J=3.5\text{Hz}$), 2.55-2.90 (2H, m), 3.30-3.80 (3H, m), 7.10 (4H, s)

MASS: 295 ($\text{M}+\text{H}$)⁺

(2) 1-(tert-Butyldimethylsilyloxy)-4-[3-(ethoxycarbonyl)phenyl]-butan-2-ol was prepared as a colorless oil from the compound obtained in Preparation 19.

IR (neat): 3700-3100, 2933, 2860, 1718, 1279, 1110 cm^{-1}

NMR (CDCl_3 , δ): 0.07 (6H, s), 0.90 (9H, s), 1.40 (3H, t, $J=7.1\text{Hz}$), 1.65-1.85 (2H, m), 2.46 (1H, d, $J=3.4\text{Hz}$), 2.65-3.00 (2H, m), 3.35-3.75 (3H, m), 4.37 (2H, q, $J=7.1\text{Hz}$), 7.30-7.45 (2H, m), 7.80-7.95 (2H, m)

MASS: 353 ($\text{M}+\text{H}$)⁺

(3) Methyl 3-[4-(tert-butyldimethylsilyloxy)-3-hydroxybutyl]-phenylacetate was prepared as a colorless oil from the compound obtained in Preparation 22.

IR (neat): 3800-3100, 2931, 2858, 1741, 1250, 1119 cm^{-1}

NMR (CDCl_3 , δ): 0.07 (6H, s), 0.90 (9H, s), 1.60-1.80 (2H, m), 2.45 (1H, d, $J=3.6\text{Hz}$), 2.55-2.95 (2H, m), 3.35-3.75 (8H, m), 7.05-7.35 (4H, m)

MASS: 353 ($\text{M}+\text{H}$)⁺

Preparation 22

[0075] To an ice cooled solution of methyl 3-(4-hydroxy-3-oxo-butyl)phenylacetate (472 mg, 2.00mmol) in DMF (10 ml) was added imidazole (264 mg, 3.88 mmol) followed by tert-butyldimethylsilyl chloride (408 mg, 5.99 mmol). After 30 minutes the ice-bath was removed and then the mixture was stirred overnight at room temperature. The reaction mixture was poured into water (100ml) and extracted with ethyl acetate. The organic layer was washed with brine, dried (magnesium sulfate), and concentrated in vacuo. The residue was purified by silica gel (20 g) column chromatography eluting with hexane/ethyl acetate (10:1) to give methyl 3-[4-(tert-butyldimethylsilyloxy)-3-oxobutyl]phenylacetate (664mg, 94.9%) as a colorless oil.

IR (neat): 2952, 2933, 2856, 1738, 1250, 1153, 1101 cm^{-1}

NMR (CDCl_3 , δ): 0.07 (6H, s), 0.91 (9H, s), 2.75-3.00 (4H, m), 3.60 (2H, s), 3.69 (3H, s), 4.15 (2H, s), 7.05-7.30 (4H, m)

MASS: 351 ($\text{M}+\text{H}$)⁺

Preparation 23

[0076] A solution of ethyl 2-(4-carbamoyl-1-imidazolyl)-4-phenyl-butyrate (obtained in Preparation 2) in DMF (5 ml) was added to an ice-cooled solution of POCl_3 (0.71 ml) in DMF (6 ml) under nitrogen atmosphere. After 1.5 h, the solvent was poured into water (50 ml) and the solution was neutralized with saturated NaHCO_3aq . The resulting mixture was extracted with ethyl acetate. The organic layer was washed with brine, dried over sodium sulfate, and concentrated in vacuo. The residue was purified by silica gel (16 g) column chromatography eluting with chloroform/methanol (100:1) to give ethyl 2-(4-cyano-1-imidazolyl)-4-phenylbutyrate (435mg, 101.2%).

IR (neat): 3132, 2978, 2933, 2235, 1741, 1236, 1157 cm^{-1}

NMR (CDCl_3 , δ): 1.28 (3H, t, $J=7.1\text{Hz}$), 2.20-2.80 (4H, m), 4.23 (2H, q, $J=7.1\text{Hz}$), 4.63 (1H, m), 7.00-7.40 (5H, m), 7.53 (1H, s), 7.58 (1H, s)

MASS: 284 ($\text{M}+\text{H}$)⁺

Preparation 24

[0077] 1-(tert-Butyldimethylsilyloxy)-3-phenoxypropan-2-ol was prepared from 3-phenoxy-1,2-propanediol and tert-butyldimethylsilyl chloride by a similar procedure to that of Preparation 22.

IR (neat): 3700-3100, 2931, 2860, 1244, 1092 cm^{-1}

NMR (CDCl_3 , δ): 0.08 (6H, s), 0.90 (9H, s), 2.54 (1H, d, $J=5.4\text{Hz}$), 3.75-4.15 (5H, m), 6.85-7.05 (3H, m), 7.25-7.35 (2H, m)

MASS: 283 ($\text{M}+\text{H}$)⁺

Preparation 25

[0078] 1-Naphthylmethylmagnesium chloride was prepared from magnesium turnings (2.88 g) and 1-(chloromethyl)naphthalene (6.98 g) in ether (80 ml) by the method of J. Am. Chem. Soc. (1943) 65, 295. A solution of lithium chloride (167 mg) and copper (II) chloride (266 mg) in THF (10 ml) was added dropwise to the ethereal solution of the Grignard reagent followed by addition of a solution of (2R,3S)-3-(benzyloxy)-1,2-epoxybutane (3.52 g) in ether (30 ml) below -70°C. The mixture was stirred at -78°C for 1 h, and then allowed to warm to room temperature and stirred overnight. After cooling, the mixture was quenched with saturated aqueous ammonium chloride solution (100 ml). The insoluble material was filtered through Celite and the filter cake was washed with ether. The filtrate and washings were combined, and the organic layer was washed with water and brine, dried over anhydrous magnesium sulfate and concentrated in vacuo to give an oil. Flash chromatography (hexane:ethyl acetate = 9:1 → 4:1) gave (2S,3S)-2-benzyloxy-5-(1-naphthyl)pentan-3-ol (2.66 g, 42.0%) as the first eluate and (2S,3R)-2-benzyloxy-5-(1-naphthyl)pentan-3-ol (1.36 g, 21.5%) as the second eluate.

(2S,3S)-2-benzyloxy-5-(1-naphthyl)pentan-3-ol

IR (neat): 3558, 3458, 2870, 1078 cm⁻¹

NMR (CDCl₃, d): 1.17 (3H, d, J=6.0 Hz), 1.89 (2H, m), 2.70 (1H, d, J=4.0 Hz), 3.15 (1H, m), 3.30-3.60 (3H, m), 4.43 (1H, d, J=11.4 Hz), 4.67 (1H, d, J=11.4 Hz), 7.20-8.15 (12H, m)

[α]_D²⁶ -27.8° (c 0.5, EtOH)

(2S,3R)-2-benzyloxy-5-(1-naphthyl)pentan-3-ol

IR (neat): 3556, 3458, 2871, 1088 cm⁻¹

NMR (CDCl₃, d): 1.16 (3H, d, J=6.3 Hz), 1.86 (2H, m), 2.19 (1H, d, J=4.0 Hz), 3.11 (1H, m), 3.32-3.55 (2H, m), 3.87 (1H, m), 4.47 (1H, d, J=11.8 Hz), 4.60 (1H, d, J=11.8 Hz), 7.19-8.06 (12H, m)

[α]_D²⁶ +33.5° (c 0.5, EtOH)

Preparation 26

[0079] A solution of (S)-2-(benzyloxy)propanal (Bull. Chem. Soc. Jpn. (1989) 62, 3038, 16.25 g) in ether (200 ml) was added to a suspension of zinc bromide (26.75 g) in ether (50 ml) below 6°C and then an ethereal solution of 2-(1-naphthyl)ethylmagnesium bromide, prepared from 2-(1-naphthyl)ethyl bromide (46.55 g) and magnesium turnings (9.63 g) in ether (300 ml), was added below 8°C. The mixture was stirred at 4°C for 1 h and then THF (200 ml) was added. The final mixture was stirred overnight at room temperature. After cooling, the mixture was quenched with saturated aqueous ammonium chloride solution (200 ml) and insoluble material was filtered. The filtrate was extracted with ethyl acetate and the extract was washed with brine, dried and concentrated in vacuo. Flash chromatography (hexane:ethyl acetate = 9:1) gave (2S,3S)-2-benzyloxy-5-(1-naphthyl)pentan-3-ol (9.78 g, 30.8%) as an oil.

Preparation 27

[0080] To an ice-cooled solution of (2S,3S)-2-benzyloxy-5-(1-naphthyl)pentan-3-ol (obtained in Preparation 26) (7.43 g) in dichloromethane (100 ml) was added methanesulfonyl chloride (2.15 ml) followed by triethylamine (3.88 ml). The mixture was stirred at 4 °C for 40 min. After being diluted with dichloromethane, the mixture was washed with water and brine, dried and concentrated in vacuo to give (2S,3S)-2-benzyloxy-5-(1-naphthyl)-3-pentyl methanesulfonate (9.92 g, 107.4%) as an oil. The product was used directly in the next step without further purification.

IR (neat): 1344, 1173 cm⁻¹

NMR (CDCl₃, d): 1.23 (3H, d, J=6.4Hz), 2.04-2.25 (2H, m), 2.98 (3H, s), 3.06-3.33 (2H, m), 3.82 (1H, m), 4.44 (1H, d, J=11.5Hz), 4.64 (1H, d, J=11.5Hz), 4.80 (1H, m), 7.25-8.02 (12H, m)

Preparation 28

[0081] The following compound was prepared by a similar procedure to that of Preparation 25.

(1) (2S,3S)-2-(benzyloxy)-5-[2-(trifluoromethyl)phenyl]pentan-3-ol was prepared from (S)-2-(benzyloxy)propanal.

NMR (CDCl₃, δ): 1.19 (3H, d, J=6Hz), 1.6-1.9 (2H, m), 2.67 (1H, d, J=3Hz), 2.7-3.2 (2H, m), 3.3-3.6 (2H, m), 4.44 (1H, d, J=11Hz), 4.67 (1H, d, J=11Hz), 7.2-7.7 (9H, m)

MASS: 361 (M+Na)⁺

(2) (2S,3S)-2-(tert-butyldimethylsilyloxy)-5-phenyl-pentan-3-ol was prepared from (S)-2-(tert-butyldimethylsilyloxy)propanal (Synthesis 1996, 652, 3.00 g) and 2-phenylethyl bromide.

IR (neat): 3573, 3473, 2935, 1078 cm⁻¹

EP 1 098 885 B9 (W1B1)

NMR (CDCl₃, δ): 0.09 (6H, s), 0.90 (9H, s), 1.13 (3H, d, J=6.2Hz), 1.66-1.77 (2H, m), 2.42 (1H, d, J=5.3Hz), 2.60-2.95 (2H, m), 3.30 (1H, m), 3.65 (1H, m), 7.14-7.32 (5H, m)
MS (ESI, m/z): 317(M+Na)⁺
[α]_D²⁷ -31.6° (c 0.5, EtOH)

(3) (2S,3S)-2-(tert-dimethylsilyloxy)-5-[2-(benzyloxy)phenyl]pentan-3-ol was prepared from (S)-2-(tert-butylidimethylsilyloxy)propanal.

NMR (CDCl₃, δ): 0.05 (3H, s), 0.06 (3H, s), 0.88 (9H, s), 1.08 (3H, d, J=6Hz), 1.6-1.9 (2H, m), 2.40 (1H, d, J=5Hz), 2.6-3.0 (2H, m), 3.2-3.4 (1H, m), 3.6-3.7 (1H, m), 5.09 (2H, s), 6.8-7.5 (9H, m)
MS: 423 (M+Na)⁺

(4) (2S,3S)-2-(benzyloxy)-5-(2-naphthyl)pentan-3-ol was prepared from (S)-2-(benzyloxy)propanal.

IR (neat): 3442, 1078 cm⁻¹

NMR (CDCl₃, δ): 1.18 (3H, d, J=6Hz), 1.7-2.0 (2H, m), 2.64 (1H, d, J=3Hz), 2.7-3.1 (2H, m), 3.3-3.6 (2H, m), 4.43 (1H, d, J=11Hz), 4.67 (1H, d, J=11Hz), 7.2-7.6 (8H, m), 7.64 (1H, s), 7.6-7.9 (3H, m)
MS: 343 (M+Na)⁺

(5) (2S,3S)-2-(benzyloxy)-6-(1-naphthyl)hexan-3-ol was prepared from (S)-2-(benzyloxy)propanal.

IR (neat): 3437, 1081 cm⁻¹

NMR (CDCl₃, δ): 1.18 (3H, d, J=6Hz), 1.5-1.7 (2H, m), 1.7-2.2 (2H, m), 2.59 (1H, d, J=4Hz), 3.0-3.2 (2H, m), 3.3-3.6 (2H, m), 4.41 (1H, d, J=11Hz), 4.66 (1H, d, J=11Hz), 7.2-7.6 (9H, m), 7.70 (1H, d, J=8Hz), 7.7-8.1 (2H, m)
MS: 357 (M+Na)⁺

Preparation 29

[0082] The following compounds were prepared according to the procedure of Preparation 27.

(1) (2S,3R)-2-Benzyloxy-5-(1-naphthyl)-3-pentyl methanesulfonate was prepared from (2S,3R)-2-benzyloxy-5-(1-naphthyl)pentan-3-ol obtained in Preparation 25.

IR (neat): 1346, 1171 cm⁻¹

NMR (CDCl₃, δ): 1.23 (3H, d, J=6.4Hz), 1.80-2.25 (2H, m), 3.08 (3H, s), 3.10 (1H, m), 3.40 (1H, m), 3.64 (1H, m), 4.58 (2H, s), 5.04 (1H, m), 7.30-8.05 (12H, m)

(2) (2S,3S)-2-(tert-Butyldimethylsilyloxy)-5-phenyl-3-pentyl methanesulfonate was prepared from (2S,3S)-2-(tert-butylidimethylsilyloxy)-5-phenylpentan-3-ol (obtained in Preparation 28(2)).

IR (neat): 2935, 1352, 1174 cm⁻¹

NMR (CDCl₃, δ): 0.03 (3H, s), 0.06 (3H, s), 0.86 (9H, s), 1.17 (3H, d, J=6.2Hz), 1.80-2.20 (2H, m), 2.60-2.90 (2H, m), 3.01 (3H, s), 4.10 (1H, m), 4.53 (1H, m), 7.10-7.40 (5H, m)

Example 1

[0083] The following compounds were obtained according to a similar manner to that of Preparation 2.

(1) 1-[(2S)-2-(Benzyloxy)-5-phenyl-3-pentyl]imidazole-4-carboxamide was prepared from the compound obtained in Preparation 1 and the compound obtained in Preparation 10.

IR (neat): 3700-2800, 1673, 1658 cm⁻¹

NMR (CDCl₃, δ): 0.98-1.08 (3H, m), 2.10-2.75 (4H, m), 3.60-4.00 (2H, m), 4.05-4.70 (2H, m), 5.39 (1H, brs), 6.90-7.10 (3H, m), 7.15-7.45 (9H, m), 7.67 (1H, dd, J=6.1, 1.3Hz)

MASS: 364 (M+H)⁺, 386 (M+Na)⁺

(2) 1-[(2S)-2-(Benzyloxy)-6-phenyl-3-hexyl]imidazole-4-carboxamide was prepared from the compound obtained in Preparation 1 and the compound obtained in Preparation 11(1).

IR (neat): 3500-2800, 1666, 1589, 1236, 1095 cm⁻¹

NMR (CDCl₃, δ): 0.98-1.08 (3H, m), 1.30-2.20 (4H, m), 2.30-3.20 (2H, m), 3.50-4.10 (2H, m), 4.20-4.65 (2H, m), 5.37 (1H, br s), 6.95 (1H, brs), 7.00-7.80 (12H, m)

MASS: 378 (M+H)⁺

(3) 1-[(2S)-2-(Benzyloxy)-5-(1-naphthyl)-3-pentyl]imidazole-4-carboxamide was prepared from the compound ob-

EP 1 098 885 B9 (W1B1)

tained in Preparation 1 and the compound obtained in Preparation 11(2).

IR (neat): 3700-2800, 1666, 1594, 1236, 1097 cm^{-1}

NMR (CDCl_3 , δ): 1.04 (3H, d, $J=6.2\text{Hz}$), 2.10-2.60 (2H, m), 2.70-3.15 (2H, m), 3.50-4.10 (2H, m), 4.20-4.65 (2H, m), 5.41 (1H, brs), 7.01 (1H, brs), 7.10-7.60 (9H, m), 7.65-7.95 (5H, m)

MASS: 414 ($\text{M}+\text{H}$)⁺

(4) 1-[1-(tert-Butyldimethylsilyloxy)-4-(4-methylphenyl)-2-butyl]imidazole-4-carboxamide (Reference compound) was prepared from the compound obtained in Preparation 1 and the compound obtained in Preparation 21(1).

NMR (CDCl_3 , δ): -0.07 (3H, s), -0.05 (3H, s), 0.84 (9H, s), 1.95-2.25 (2H, m), 2.32 (3H, s), 2.35-2.80 (2H, m), 3.65-4.10 (3H, m), 5.40 (1H, br s), 6.90-7.15 (5H, m), 7.44 (1H, s), 7.64 (1H, s)

MASS: 388 ($\text{M}+\text{H}$)⁺

(5) 1-[(2S,3R)-2-(benzyloxy)-5-(2-methylphenyl)-3-pentyl]imidazole-4-carboxamide was prepared from the compound obtained in Preparation 1 and the compound obtained in Preparation 11(3).

NMR (CDCl_3 , δ): 1.07 (3H, d, $J=6\text{Hz}$), 2.0-2.6 (4H, m), 2.18 (3H, s), 3.6-3.8 (1H, m), 3.9-4.1 (1H, m), 4.38 (1H, d, $J=11\text{Hz}$), 4.58 (1H, d, $J=11\text{Hz}$), 5.39 (1H, s), 6.9-7.4 (10H, m), 7.45 (1H, d, $J=1\text{Hz}$), 7.67 (1H, d, $J=1\text{Hz}$)

MASS: 378 ($\text{M}+\text{H}$)⁺

(6) 1-[(2S,3R)-2-(benzyloxy)-5-(2-chlorophenyl)-3-pentyl]imidazole-4-carboxamide was prepared from the compound obtained in Preparation 1 and the compound obtained in Preparation 11(4).

NMR (CDCl_3 , δ): 1.08 (3H, d, $J=6\text{Hz}$), 2.0-2.5 (2H, m), 2.5-2.7 (2H, m), 3.6-3.7 (1H, m), 3.9-4.1 (1H, m), 4.38 (1H, d, $J=12\text{Hz}$), 4.58 (1H, d, $J=12\text{Hz}$), 5.37 (1H, s), 6.9-7.4 (10H, m), 7.48 (1H, d, $J=1\text{Hz}$), 7.67 (1H, d, $J=1\text{Hz}$)

MASS: 420 ($\text{M}+\text{Na}$)⁺

(7) 1-[(2S,3R)-2-(benzyloxy)-5-(2-methoxyphenyl)-3-pentyl]imidazole-4-carboxamide was prepared from the compound obtained in Preparation 1 and the compound obtained in Preparation 11(5).

NMR (CDCl_3 , δ): 1.04 (3H, d, $J=6\text{Hz}$), 2.0-2.6 (4H, m), 3.6-3.7 (1H, m), 3.80 (3H, s), 3.9-4.1 (1H, m), 4.39 (1H, d, $J=12\text{Hz}$), 4.57 (1H, d, $J=12\text{Hz}$), 5.38 (1H, s), 6.8-7.4 (10H, m), 7.45 (1H, d, $J=1\text{Hz}$), 7.69 (1H, d, $J=1\text{Hz}$)

MASS: 394 ($\text{M}+\text{H}$)⁺

(8) 1-[(2S,3R)-2-(benzyloxy)-5-(2-hexyloxyphenyl)-3-pentyl]imidazole-4-carboxamide was prepared from the compound obtained in Preparation 1 and the compound obtained in Preparation 11(6).

NMR (CDCl_3 , δ): 0.8-1.0 (3H, m), 1.05 (3H, d, $J=6\text{Hz}$), 1.2-1.5 (6H, m), 1.6-1.9 (2H, m), 2.0-2.6 (4H, m), 3.6-3.7 (1H, m), 3.8-4.0 (3H, m), 4.38 (1H, d, $J=12\text{Hz}$), 4.56 (1H, d, $J=12\text{Hz}$), 5.37 (1H, s), 6.8-7.4 (10H, m), 7.44 (1H, s), 7.67 (1H, s)

MASS: 464 ($\text{M}+\text{H}$)⁺

(9) 1-[(2S,3R)-2-(benzyloxy)-5-(2,3-dichlorophenyl)-3-pentyl]imidazole-4-carboxamide was prepared from the compound obtained in Preparation 1 and the compound obtained in Preparation 11(7).

NMR (CDCl_3 , δ): 1.08 (3H, d, $J=6\text{Hz}$), 2.0-2.5 (2H, m), 2.5-2.7 (2H, m), 3.6-4.1 (2H, m), 4.38 (1H, d, $J=12\text{Hz}$), 4.59 (1H, d, $J=12\text{Hz}$), 5.45 (1H, s), 6.9-7.4 (9H, m), 7.48 (1H, d, $J=1\text{Hz}$), 7.67 (1H, d, $J=1\text{Hz}$)

MASS: 432 ($\text{M}+\text{H}$)⁺

(10) 1-[(2S,3R)-2-(benzyloxy)-5-(2-phenethyloxyphenyl)-3-pentyl]imidazole-4-carboxamide was prepared from the compound obtained in Preparation 1 and the compound obtained in Preparation 11(8).

NMR (CDCl_3 , δ): 0.99 (3H, d, $J=6\text{Hz}$), 1.9-2.6 (4H, m), 3.06 (2H, t, $J=7\text{Hz}$), 3.5-3.6 (1H, m), 3.8-4.6 (5H, m), 5.34 (1H, s), 6.7-7.0 (3H, m), 7.1-7.4 (13H, m), 7.62 (1H, d, $J=1\text{Hz}$)

MASS: 484 ($\text{M}+\text{H}$)⁺

(11) 1-[(2S,3R)-2-(benzyloxy)-5-(2,3-dimethylphenyl)-3-pentyl]imidazole-4-carboxamide was prepared from the compound obtained in Preparation 1 and the compound obtained in Preparation 11(9).

NMR (CDCl_3 , δ): 1.06 (3H, d, $J=6\text{Hz}$), 2.0-2.6 (4H, m), 2.09 (3H, s), 2.26 (3H, s), 3.6-3.7 (1H, m), 3.9-4.0 (1H, m), 4.38 (1H, d, $J=12\text{Hz}$), 4.58 (1H, d, $J=12\text{Hz}$), 5.39 (1H, s), 6.7-7.4 (9H, m), 7.46 (1H, d, $J=1\text{Hz}$), 7.67 (1H, d, $J=1\text{Hz}$)

MASS: 392 ($\text{M}+\text{H}$)⁺

(12) 1-[(2S,3R)-2-(benzyloxy)-5-[2-(trifluoromethyl)phenyl]-3-pentyl]imidazole-4-carboxamide was prepared from the compound obtained in Preparation 1 and the compound obtained in Preparation 28(1).

NMR (CDCl_3 , δ): 1.09 (3H, d, $J=6\text{Hz}$), 2.0-2.8 (4H, m), 3.6-3.8 (1H, m), 3.9-4.1 (1H, m), 4.39 (1H, d, $J=12\text{Hz}$),

EP 1 098 885 B9 (W1B1)

4.59 (1H,d,J=12Hz), 5.40 (1H,s), 6.9-7.7 (12H,m)

MASS: 432 (M+H)⁺

(13) 1-[(2S,3R)-2-(benzyloxy)-5-[2,3-(methylenedioxy)phenyl]-3-pentyl]imidazole-4-carboxamide was prepared from the compound obtained in Preparation 1 and the compound obtained in Preparation 11(10).

NMR (CDCl₃, δ): 1.06 (3H, d, J=6Hz), 2.0-2.6 (4H, m), 3.6-4.0 (2H, m), 4.38 (1H, d, J=12Hz), 4.58 (1H, d, J=12Hz), 5.38 (1H, s), 5.90 (2H, s), 6.4-6.8 (3H, m), 6.96 (1H, s), 7.2-7.4 (5H, m), 7.43 (1H, d, J=1Hz), 7.65 (1H, d, J=1Hz)

MS: 408 (M+H)⁺

(14) 1-[(2S,3R)-2-(tert-butyldimethylsilyloxy)-5-(2-benzyloxyphenyl)-3-pentyl]imidazole-4-carboxamide was prepared from the compound obtained in Preparation 1 and the compound obtained in Preparation 28(3).

NMR (CDCl₃, δ): -0.07 (3H, s), -0.02 (3H, s), 0.84 (9H, s), 0.93 (3H, d, J=6Hz), 1.8-2.8 (4H, m), 3.7-3.9 (2H, m), 5.07 (2H, s), 5.35 (1H, s), 6.8-7.4 (11H, m), 7.61 (1H, s)

MS: 494 (M+H)⁺

(15) 1-[(2S,3R)-2-(benzyloxy)-5-(2-naphthyl)-3-pentyl]imidazole-4-carboxamide was prepared from the compound obtained in Preparation 1 and the compound obtained in Preparation 28(4).

IR (neat): 1662 cm⁻¹

NMR (CDCl₃, δ): 1.06 (3H, d, J=6Hz), 2.1-2.9 (4H, m), 3.6-3.8 (1H, m), 3.8-4.1 (1H, m), 4.37 (1H, d, J=12Hz), 4.57 (1H, d, J=12Hz), 5.45 (1H, s), 7.0 (1H, s), 7.2-7.8 (14H, m)

MS: 414 (M+H)⁺

(16) 1-[(2S,3R)-2-(benzyloxy)-6-(1-naphthyl)-3-hexyl]imidazole-4-carboxamide was prepared from the compound obtained in Preparation 1 and the compound obtained in Preparation 28(5).

IR (neat): 1658 cm⁻¹

NMR (CDCl₃, δ): 1.04 (3H, d, J=6Hz), 1.5-2.3 (4H, m), 2.9-3.2 (2H, m), 3.5-3.7 (1H, m), 3.8-4.1 (1H, m), 4.37 (1H, d, J=12Hz), 4.57 (1H, d, J=12Hz), 5.51 (1H, s), 6.97 (1H, s), 7.1-8.0 (14H, m)

MS: 428 (M+H)⁺

(17) Methyl 1-[(2S,3R)-2-benzyloxy-5-(1-naphthyl)-3-pentyl]-imidazole-4-carboxylate was prepared from (2S,3S)-2-benzyloxy-5-(1-naphthyl)pentan-3-ol (obtained in Preparation 26) and methyl imidazole-4-carboxylate.

IR (neat): 2945, 1726, 1672 cm⁻¹

NMR (CDCl₃, δ): 1.06 (3H, d, J=6.2Hz), 2.15-2.60 (2H, m), 2.75-3.10 (2H, m), 3.65 (1H, m), 3.91 (3H, s), 3.96 (1H, m), 4.33 (1H, d, J=11.5Hz), 4.55 (1H, d, J=11.5Hz), 7.10-7.90 (14H, m)

MASS (APCI, m/z): 429 (M+H)⁺

[α]_D²⁷ +13.7° (c 0.65, EtOH)

Example 2

[0084] Twenty percent palladium hydroxide on carbon (30 mg) was added to a stirred solution of 1-[(2S)-2-benzyloxy-5-phenyl-3-pentyl]imidazole-4-carboxamide (obtained in Example 1(1))(107 mg) in cyclohexene (5 ml) and ethanol (12.5 ml). The resulting mixture was stirred at reflux temperature for 12 hours. After cooling to room temperature, the mixture was filtered through Celite, and the insoluble material on the filter was washed with ethanol. The filtrate and washing were combined and then concentrated in vacuo. The resulting residue was purified by silica gel (3 g) chromatography eluted with chloroform/methanol (50:1) to give 1-[(2S)-2-hydroxy-5-phenyl-3-pentyl]imidazole-4-carboxamide (69.1 mg).

IR (KBr): 3338, 2969, 1658 cm⁻¹

NMR (DMSO-d₆, δ): 0.84-0.93 (3H, m), 2.00-2.50 (4H, m), 3.70-4.00 (2H, m), 4.95-5.10 (1H, m), 6.95-7.40 (7H, m), 7.66 (1H, d, J=2.2Hz), 7.72 (1H, d, J=4.1Hz)

MASS: 274 (M+H)⁺

Example 3

[0085] The following compounds were obtained according to a similar manner to that of Example 2.

(1) 1-[(2S)-2-hydroxy-6-phenyl-3-hexyl]imidazole-4-carboxamide was prepared from the compound obtained in Example 1(2).

EP 1 098 885 B9 (W1B1)

IR (KBr): 3700-2800, 1660, 1594 cm^{-1}

NMR (DMSO-d_6 , δ): 0.88-1.00 (3H, m), 1.15-1.55 (2H, m), 1.60-2.05 (2H, m), 2.40-2.70 (2H, m), 3.70-4.10 (2H, m), 4.95-5.10 (1H, m), 6.90-7.35 (7H, m), 7.60-7.75 (2H, m)

MASS: 288 ($\text{M}+\text{H}^+$)

(2) (2S)-2-hydroxy-5-(1-naphthyl)-3-pentylimidazole-4-carboxamide was prepared from the compound obtained in Example 1(3).

mp: 95-98°C

IR (KBr): 3336, 1658, 1594 cm^{-1}

NMR (DMSO-d_6 , δ): 0.80-1.00 (3H, m), 2.05-2.45 (2H, m), 2.60-3.15 (2H, m), 3.70-4.20 (2H, m), 5.05-5.15 (1H, m), 7.07 (1H, brs), 7.20-7.60 (5H, m), 7.70-8.00 (5H, m)

MASS: 324 ($\text{M}+\text{H}^+$)

Example 4 (Reference)

[0086] A solution of 28% NaOMe in methanol (583 mg) was added to an ice cooled solution of guanidine hydrochloride (307 mg) in DMF (5 ml). After 10 minutes, methyl (S)-1-[1-(tert-butyldimethylsilyloxy)-4-phenyl-2-butyl]imidazole-4-carboxylate (obtained in Example 6) (250 mg) in DMF (2 ml) was added to the mixture and the resulting mixture was stirred at 100°C for 5 hours. After cooling, the reaction mixture was poured into water (30 ml) and the solution was washed with ethyl acetate. The aqueous layer was purified by HP-20 (40 cc) column chromatography eluting with water/2-propanol (9:1) and lyophilized to give (S)-1-[1-hydroxy-4-phenyl-2-butyl]imidazole-4-carbonylguanidine (55.4 mg)

mp: 111-113°C

IR (KBr): 3700-2700, 1639, 1592, 1517, 1405 cm^{-1}

NMR (DMSO-d_6 , δ): 1.90-2.60 (4H, m), 3.62 (2H, d, $J=5.0$), 4.07 (1H, m), 5.02 (1H, brs), 7.00-8.00 (11H, m)

MASS: 302 ($\text{M}+\text{H}^+$)

Example 5 (Reference)

[0087] To an ice cooled solution of 1-[1-(tert-butyldimethylsilyloxy)-4-(4-methylphenyl)-2-butyl]imidazole-4-carboxamide (obtained in Example 1(4)) (194 mg, 0.50 mmol) in THF (5 ml) was added dropwise 1.0M Bu_4NF in THF (1.0 ml). After the addition was completed, the reaction mixture was stirred at ice-bath temperature for 1h. 25% AcONH_4 (4 ml) was added, and the resulting mixture was stirred for several minutes and then extracted with chloroform. The organic layer was washed with brine, dried (sodium sulfate) and concentrated in vacuo. The residue was purified by silica gel (5g) column chromatography eluting with chloroform/methanol (20:1) to give 1-[1-hydroxy-4-(4-methylphenyl)-2-butyl]imidazole-4-carboxamide (44.9mg, 32.9%) as a white solid.

mp: 138-141°C

IR (KBr): 3320, 3193, 2852, 1693, 1668, 1606 cm^{-1}

NMR (DMSO-d_6 , δ): 1.90-2.15 (2H, m), 2.20-2.50 (5H, m), 3.61 (2H, t, $J=5.4\text{Hz}$), 4.08 (1H, m), 5.00 (1H, t, $J=5.3\text{Hz}$), 6.90-7.15 (5H, m), 7.27 (1H, br s), 7.69 (1H, s), 7.74 (1H, s)

MASS: 274 ($\text{M}+\text{H}^+$)

Example 6

[0088] The following compound was prepared by a similar procedure to that of Example 5.

[0089] 1-[(2S,3R)-2-hydroxy-5-(2-benzyloxyphenyl)-3-pentyl]-imidazole-4-carboxamide was prepared from the compound obtained in Example 1 (14).

NMR (CDCl_3 , δ): 1.02 (3H, d, $J=6\text{Hz}$), 1.9-2.8 (5H, m), 3.8-4.0 (2H, m), 5.07 (2H, s), 5.38 (1H, s), 6.8-7.4 (11H, m), 7.66 (1H, d, $J=1\text{Hz}$)

MS: 380 ($\text{M}+\text{H}^+$)

$[\alpha]_D^{27} = +16.2^\circ$ (c 1.0, EtOH)

Example 7

[0090] A suspension of imidazole-4-carboxamide (obtained in Preparation 1) (207 mg) in DMF (3 ml) was treated with sodium hydride (60% in mineral oil, 87 mg) at ice-bath temperature and the mixture was stirred at room temperature for 20 min. A solution of (2S,3S)-2-benzyloxy-5-(1-naphthyl)-3-pentyl methanesulfonate (obtained in Preparation 27) (0.62 mg) in DMF (5 ml) was added and the mixture was stirred at 80 °C for 48 h. After cooling, the mixture was filtered to remove the insoluble material. The filtrate was poured into water and extracted with ethyl acetate. The extract was

washed with water and brine, dried and concentrated in vacuo. Flash chromatography (dichloromethane:methanol = 50:1) gave 1-[(2S,3R)-2-benzyloxy-5-(1-naphthyl)-3-pentyl]imidazole-4-carboxamide (221 mg, 34.4%) as an oil.

IR (neat): 3458, 3332, 3184, 1666, 1593 cm^{-1}

NMR (CDCl_3 , d): 1.04 (3H, d, $J=6.3\text{Hz}$), 2.15-2.60 (2H, m), 2.80-3.10 (2H, m), 3.64 (1H, m), 3.98 (1H, m), 4.53 (1H, d, $J=11.6\text{Hz}$), 4.55 (1H, d, $J=11.6\text{Hz}$), 5.49 (1H, bs), 7.00 (1H, bs), 7.15-7.90 (14H, m)

MASS (APCI, m/z): 414 ($\text{M}+\text{H}^+$)

$[\alpha]_{\text{D}}^{27} +23.7^\circ$ (c 0.5, EtOH)

Example 8

[0091] The following compounds were obtained according to the procedure of Example 7.

(1) 1-[(2S,3S)-2-benzyloxy-5-(1-naphthyl)-3-pentyl]imidazole-4-carboxamide was prepared from (2S,3R)-2-benzyloxy-5-(1-naphthyl)-3-pentyl methanesulfonate (obtained in Preparation 29(1)) (1.99 g) and imidazole-4-carboxamide (0.67 g).

IR (neat): 3460, 3330, 3182, 1668, 1593 cm^{-1}

NMR (CDCl_3 , d): 1.03 (3H, d, $J=6.2\text{Hz}$), 2.15-2.55 (2H, m), 2.74-3.03 (2H, m), 3.66 (1H, m), 3.86 (1H, m), 4.26 (1H, d, $J=11.6\text{Hz}$), 4.56 (1H, d, $J=11.6\text{Hz}$), 5.52 (1H, bs), 7.02 (1H, bs), 7.12-7.50 (10H, m), 7.71-7.88 (4H, m)

MASS (APCI, m/z): 414 ($\text{M}+\text{H}^+$)

$[\alpha]_{\text{D}}^{26} -21.1^\circ$ (c 0.5, EtOH)

(2) 1-[(2S,3R)-2-(tert-butyldimethylsilyloxy)-5-phenyl-3-pentyl]imidazole-4-carboxamide was prepared from (2S,3S)-4-(tert-butyldimethylsilyloxy)-5-phenyl-3-pentyl methanesulfonate (obtained in Preparation 29(2)) and imidazole-4-carboxamide (obtained in Preparation 1) according to the procedure of Example 7.

IR (neat): 3465, 3332, 3188, 2935, 1672, 1599 cm^{-1}

NMR (CDCl_3 , d): -0.24 (3H, s), 0.10 (3H, s), 0.88 (9H, s), 0.98 (3H, d, $J=6.1\text{Hz}$), 2.09 (1H, m), 2.20-2.45 (2H, m), 2.62 (1H, m), 3.77 (1H, m), 3.88 (1H, m), 5.47 (1H, bs), 6.98 (1H, bs), 7.06 (2H, d, $J=6.4\text{Hz}$), 7.20-7.33 (3H, m), 7.38 (1H, d, $J=1.1\text{Hz}$), 7.62 (1H, d, $J=1.1\text{Hz}$)

MS (APCI, m/z): 388 ($\text{M}+\text{H}^+$)

$[\alpha]_{\text{D}}^{27} +29.3^\circ$ (c 0.5, EtOH)

Example 9

[0092] The following compound was prepared by a similar procedure to that of Example 5.

[0093] 1-[(2S,3R)-2-hydroxy-5-phenyl-3-pentyl]imidazole-4-carboxamide was prepared from the compound obtained in Example 8(2).

IR (KBr): 3336, 1658, 1593 cm^{-1}

NMR ($\text{DMSO}-d_6$, d): 0.87 (3H, d, $J=6.0\text{Hz}$), 2.00-2.40 (4H, m), 3.75-3.95 (2H, m), 5.08 (1H, d, $J=4.8\text{Hz}$), 7.07 (1H, bs), 7.10-7.30 (6H, m), 7.72 (1H, s), 7.74 (1H, s)

MS (APCI, m/z): 274 ($\text{M}+\text{H}^+$)

$[\alpha]_{\text{D}}^{26} +43.5^\circ$ (c 0.4, EtOH)

Example 10

[0094] A mixture of methyl 1-[(2S,3R)-2-benzyloxy-5-(1-naphthyl)-3-pentyl]imidazole-4-carboxylate (obtained in Example 1(17)) (160 mg) in ammonium hydroxide (10 ml) and DMF (5 ml) was heated at 100 $^\circ\text{C}$ for 8 h in a sealed tube and then concentrated in vacuo. Flash chromatography (dichloromethane:methanol = 20:1) gave 1-[(2S,3R)-2-benzyloxy-5-(1-naphthyl)-3-pentyl]imidazole-4-carboxamide (144 mg, 93.3%) as an oil.

Example 11

[0095] 1-[(2S,3R)-2-benzyloxy-5-(1-naphthyl)-3-pentyl]imidazole-4-carboxamide (obtained in Example 7 or 10) (5.07 g) was dissolved in a mixture of ethanol (300 ml) and cyclohexene (150 ml) and then palladium hydroxide (20% on carbon, 5.0 g) was added. The mixture was heated under reflux for 3 days. After cooling, the catalyst was filtered and washed with ethanol. The combined filtrate and washings were concentrated in vacuo. Flash chromatography (dichloromethane : methanol = 10 : 1) gave 1-[(2S,3R)-2-hydroxy-5-(1-naphthyl)-3-pentyl]imidazole-4-carboxamide (2.71 g, 68.4%) as a foam.

IR (KBr): 3334, 1666, 1593 cm^{-1}

EP 1 098 885 B9 (W1B1)

NMR (DMSO- d_6 , d): 0.88 (3H, d, $J=6.2$ Hz), 2.10-2.40 (2H, m), 2.60-2.95 (2H, m), 3.83 (1H, m), 4.05 (1H, m), 5.09 (1H, d, $J=4.9$ Hz), 7.10 (1H, bs), 7.25 (1H, d, $J=6.3$ Hz), 7.34 (1H, bs), 7.42 (1H, t, $J=7.6$ Hz), 7.49-7.54 (2H, m), 7.76-7.94 (5H, m)

MASS (APCI, m/z): 324 ($M+H$)⁺

$[\alpha]_D^{27} +29.2^\circ$ (c 0.5, EtOH)

Example 12

[0096] 1-[(2S,3S)-2-hydroxy-5-(1-naphthyl)-3-pentyl]-imidazole-4-carboxamide was prepared from the compound obtained in Example 8(1) according to a similar procedure to Example 11.

IR (KBr): 3334, 1658, 1593 cm^{-1}

NMR (DMSO- d_6 , d): 0.91 (3H, d, $J=6.3$ Hz), 2.10-2.30 (2H, m), 2.60-3.05 (2H, m), 3.95 (1H, m), 4.13 (1H, m), 5.05 (1H, d, $J=4.1$ Hz), 7.06 (1H, bs), 7.25-7.55 (5H, m), 7.75-7.95 (5H, m)

MASS (APCI, m/z): 324 ($M+H$)⁺

$[\alpha]_D^{27} -22.4^\circ$ (c 0.25, EtOH)

Example 13

[0097] The following compound was prepared by a similar procedure to that of Example 2.

(1) 1-[(2S,3R)-2-hydroxy-5-(2-methylphenyl)-3-pentyl]imidazole-4-carboxamide was prepared from the compound obtained in Example 1(5).

mp: 60-62°C

NMR (CDCl₃, δ): 1.11 (3H, d, $J=6$ Hz), 2.0-2.6 (5H, m), 2.20 (3H, s), 3.8-4.1 (2H, m), 5.47 (1H, s), 6.9-7.2 (5H, m), 7.46 (1H, d, $J=1$ Hz), 7.73 (1H, d, $J=1$ Hz)

MASS: 288 ($M+H$)⁺

$[\alpha]_D^{25} = +110.5^\circ$ (c 0.50, EtOH)

(2) 1-[(2S,3R)-2-hydroxy-5-(2-methoxyphenyl)-3-pentyl]imidazole-4-carboxamide was prepared from the compound obtained in Example 1(7).

NMR (CDCl₃, δ): 1.09 (3H, d, $J=6$ Hz), 2.0-2.7 (5H, m), 3.81 (3H, s), 3.9-4.0 (2H, m), 5.40 (1H, s), 6.8-7.3 (5H, m), 7.46 (1H, d, $J=1$ Hz), 7.72 (1H, d, $J=1$ Hz)

MASS: 304 ($M+H$)⁺

$[\alpha]_D^{25} = +110.0^\circ$ (c 0.50, EtOH)

(3) 1-[(2S,3R)-2-hydroxy-5-(2-hexyloxyphenyl)-3-pentyl]imidazole-4-carboxamide was prepared from the compound obtained in Example 1(8).

NMR (CDCl₃, δ): 0.8-1.0 (3H, m), 1.09 (3H, d, $J=6$ Hz), 1.2-1.5 (6H, m), 1.7-1.9 (3H, m), 2.0-2.7 (4H, m), 3.8-4.0 (4H, m), 5.35 (1H, s), 6.8-7.3 (5H, m), 7.45 (1H, s), 7.69 (1H, s)

MASS: 374 ($M+H$)⁺

$[\alpha]_D^{28} = +22.9^\circ$ (c 0.50, EtOH)

(4) 1-[(2S,3R)-2-hydroxy-5-(2-hydroxyphenyl)-3-pentyl]imidazole-4-carboxamide was prepared from the compound obtained in Example 1(10).

NMR (DMSO- d_6 , δ): 0.87 (3H, d, $J=6$ Hz), 1.9-2.4 (4H, m), 3.7-4.0 (2H, m), 5.05 (1H, d, $J=5$ Hz), 6.6-7.3 (6H, m), 7.71 (2H, s), 9.29 (1H, s)

MASS: 290 ($M+H$)⁺

(5) 1-[(2S,3R)-2-hydroxy-5-(2,3-dimethylphenyl)-3-pentyl]imidazole-4-carboxamide was prepared from the compound obtained in Example 1(11).

NMR (CDCl₃, δ): 1.10 (3H, d, $J=6$ Hz), 2.0-2.6 (5H, m), 2.11 (3H, s), 2.26 (3H, s), 3.9-4.0 (2H, m), 5.43 (1H, s), 6.8-7.1 (4H, m), 7.47 (1H, d, $J=1$ Hz), 7.72 (1H, d, $J=1$ Hz)

MASS: 302 ($M+H$)⁺

$[\alpha]_D^{26} = +26.7^\circ$ (c 0.50, EtOH)

(6) 1-[(2S,3R)-2-hydroxy-5-[2-(trifluoromethyl)phenyl]-3-pentyl]imidazole-4-carboxamide was prepared from the compound obtained in Example 1(12).

NMR (CDCl₃, δ): 1.13 (3H, d, $J=6$ Hz), 2.0-2.4 (3H, m), 2.5-2.8 (2H, m), 3.9-4.1 (2H, m), 5.42 (1H, s), 6.9-7.8

(7H,m)

MASS: 342 (M+H)⁺[α]_D²⁵ = -0.70° (c 0.50, EtOH)

(7) 1-[(2S,3R)-2-hydroxy-5-[2,3-(methylenedioxy)phenyl]-3-pentyl]imidazole-4-carboxamide was prepared from the compound obtained in Example 1(13).

NMR (CDCl₃, δ): 1.11 (3H, d, J=6Hz), 2.1-2.7 (5H, m), 3.8-4.1 (2H, m), 5.44 (1H, s), 5.92 (2H, s), 6.5-6.8 (3H, m), 6.99 (1H, s), 7.44 (1H, d, J=1Hz), 7.70 (1H, d, J=1Hz)

MS: 318 (M+H)⁺[α]_D²⁷ = +29.3° (c 0.50, EtOH)

(8) 1-[(2S,3R)-2-hydroxy-5-(2-naphthyl)-3-pentyl]imidazole-4-carboxamide was prepared from the compound obtained in Example 1(15).

IR (KBr): 3340, 1658 cm⁻¹

NMR (CDCl₃, δ): 1.10 (3H, d, J=6Hz), 2.1-2.4 (3H, m), 2.4-2.7 (1H, m), 2.7-2.9 (1H, m), 3.8-4.1 (2H, m), 5.46 (1H, s), 7.00 (1H, s), 7.2-7.9 (9H, m)

MS: 324 (M+H)⁺[α]_D²⁶ = +55.4° (c 0.50, EtOH)

(9) 1-[(2S,3R)-2-hydroxy-6-(1-naphthyl)-3-hexyl]imidazole-4-carboxamide was prepared from the compound obtained in Example 1(16).

IR (KBr): 3340, 1658 cm⁻¹

NMR (CDCl₃, δ): 1.08 (3H, d, J=6Hz), 1.5-2.2 (5H, m), 3.06 (2H, t, J=8Hz), 3.8-4.0 (2H, m), 5.48 (1H, s), 6.98 (1H, s), 7.2-8.0 (9H, m)

MS: 338 (M+H)⁺

Example 14

[0098] A mixture of 1-[(2S,3R)-2-(benzyloxy)-5-(2-chlorophenyl)-3-pentyl]imidazole-4-carboxamide (obtained in Example 1(16) (40 mg) and iodotrimethylsilane (0.02 ml) in chloroform (1 ml) was stirred at room temperature for 2 hours. The mixture was poured into methanol and the whole was evaporated in vacuo. The residue was taken up in ethyl acetate, washed with water, aqueous sodium bisulfite and sodium bicarbonate, successively, and dried. The residue left after evaporation of solvent was purified by column chromatography on silica gel, eluting with a mixture of dichloromethane and methanol (20 : 1) to give a white powder of 1-[(2S,3R)-2-hydroxy-5-(2-chlorophenyl)-3-pentyl]imidazole-4-carboxamide (6.1 mg).

NMR (CDCl₃, δ): 1.12 (3H,d,J=6Hz), 1.9-2.4 (3H,m), 2.5-2.7 (2H,m), 3.9-4.1 (2H,m), 5.40 (1H,s), 6.9-7.4 (5H, m), 7.49 (1H,d,J=1Hz), 7.72 (1H,d,J=1Hz)

MASS: 308 (M+H)⁺[α]_D²⁸ = +17.9° (c 0.50, EtOH)

Example 15

[0099] 1-[(2S,3R)-2-Hydroxy-5-(2,3-dichlorophenyl)-3-pentyl]imidazole-4-carboxamide was prepared by a similar procedure to that of Example 14 from the compound obtained in Example 1(9).

mp: 70-75°C

NMR (CDCl₃, δ): 1.13 (3H,d,J=6Hz), 1.98 (1H,d,J=5Hz), 2.1-2.4 (2H,m), 2.6-2.8 (2H,m), 3.9-4.1 (2H,m), 5.39 (1H,s), 6.9-7.4 (4H,m), 7.49 (1H,d,J=1Hz), 7.72 (1H,d,J=1Hz)

MASS: 342 (M+H)⁺[α]_D²⁸ = +9.30° (c 0.50, EtOH)

Example 16

[0100] A mixture of 1-[(2S,3R)-2-hydroxy-5-(2-hydroxyphenyl)-3-pentyl]imidazole-4-carboxamide (obtained in Example 13 (4)) (4.1 mg), 1-bromo-3-phenylpropane (7 mg), and potassium carbonate (4 mg) in N,N-dimethylformamide (0.5 ml) was stirred overnight at room temperature. The mixture was taken up in ethyl acetate, washed twice with water, dried, and evaporated. The residue was purified by column chromatography on silica gel, eluting with a mixture of dichloromethane and methanol (20:1) to give a colorless gummy oil of 1-[(2S,3R)-2-hydroxy-5-[2-(3-phenylpropoxy)phenyl]-3-pentyl]imidazole-4-carboxamide (4.9 mg).

NMR (CDCl₃, δ): 1.08 (3H, d, J=6Hz), 2.0-2.9 (9H, m), 3.9-4.0 (4H, m), 5.39 (1H, s), 6.7-7.4 (10H, m), 7.45 (1H, s), 7.71 (1H, s)

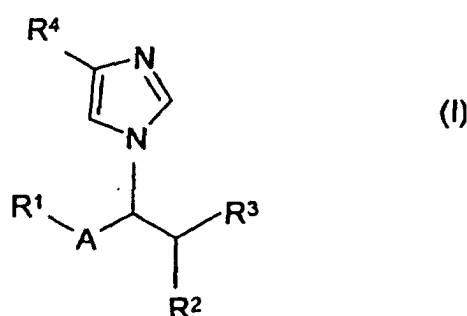
MS: 408 (M+H)⁺

Industrial Applicability

[0101] The imidazole compounds of the present invention have ADA inhibitory activity and can thus elevate Ado concentration. Since Ado is effective for immunomodulation, especially immunosuppression, antiinflammation and treatment and prevention of various diseases, the imidazole compounds of the present invention are useful for treating or preventing diseases for which Ado is effective.

Claims

1. A compound of the formula



wherein

R¹ is naphthyl or phenyl optionally substituted with suitable substituent(s) selected from the group consisting of halo(C₁-C₆)alkyl, halogen, hydroxy,

protected carboxy, carbamoyl, (C₁-C₆)alkylenedioxy, (C₁-C₆)alkoxy, optionally substituted with aryl, and (C₁-C₆)alkyl optionally substituted with hydroxy or protected carboxy;

R² is (C₁-C₆)alkyl;

R³ is hydroxy or protected hydroxy;

R⁴ is carbamoyl; and

-A- is (C₁-C₆)alkylene,

or its salt

2. The compound according to claim 1, wherein R¹ is naphthyl, or phenyl optionally substituted with suitable substituent(s) selected from the group consisting of halo(C₁-C₆)alkyl, halogen, hydroxy, C₁-C₆ alkylenedioxy, C₁-C₆ alkoxy optionally substituted with phenyl and C₁-C₆ alkyl.

3. The compound according to claim 2, wherein R² is methyl and R³ is hydroxy.

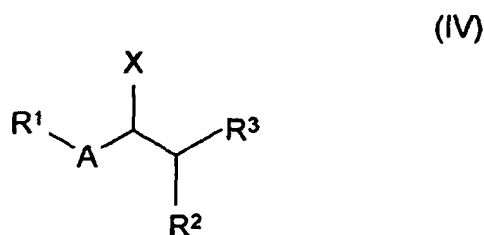
4. The compound according to claim 1, which is a compound selected from the group consisting of:

- (1) 1-[(2S)-2-hydroxy-5-phenyl-3-pentyl]imidazole-4-carboxamide;
- (2) 1-[(2S,3R)-2-hydroxy-5-(2-benzyloxyphenyl)-3-pentyl]imidazole-4-carboxamide;
- (3) 1-[(2S,3R)-2-hydroxy-5-(1-naphthyl)-3-pentyl]imidazole-4-carboxamide;
- (4) 1-[(2S,3R)-2-hydroxy-5-(2-hexyloxyphenyl)-3-pentyl]imidazole-4-carboxamide;
- (5) 1-[(2S,3R)-2-hydroxy-5-(2-naphthyl)-3-pentyl]imidazole-4-carboxamide;
- (6) 1-[(2S,3R)-2-hydroxy-5-(2-chlorophenyl)-3-pentyl]imidazole-4-carboxamide;
- (7) 1-[(2S,3R)-2-hydroxy-5-(2,3-dichlorophenyl)-3-pentyl]imidazole-4-carboxamide;
- (8) 1-[(2S,3R)-2-hydroxy-5-(1-naphthyl)-3-pentyl]imidazole-4-carbonylguanidine; and
- (9) 1-[(2S,3R)-2-hydroxy-5-[2-(3-phenylpropoxy)phenyl]-3-pentyl]imidazole-4-carboxamide.

5. A pharmaceutical composition comprising the compound of any of claims 1 to 4 as an active ingredient and a pharmaceutically acceptable, substantially non-toxic carrier or excipient.
6. A pharmaceutical composition having an adenosine deaminase inhibiting activity, which comprises the compound of any of claims 1 to 4 as an active ingredient and a pharmaceutically acceptable, substantially non-toxic carrier or excipient.
7. Use of the compounds of any of claims 1 to 4 for the manufacture of a medicament for inhibiting adenosine deaminase.
8. A process for producing the compounds of any of claims 1 to 4, comprising reacting a compound of formula (III)



wherein R⁴ is as defined in claim 1, with a compound of formula (IV)

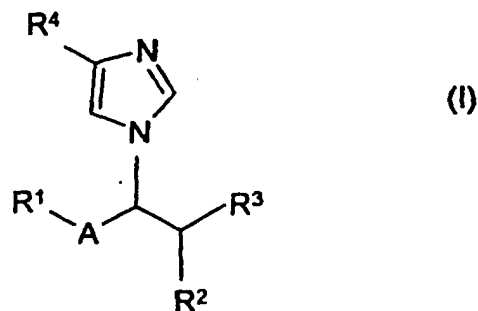


wherein R¹, R², R³, and A are as defined in claim 1, and X is hydroxy or a leaving group, provided that R³ is not hydroxy.

9. Use of the compounds of any of claims 1 to 4 for preparing a medicament for treating and/or preventing autoimmune diseases, inflammatory conditions, organ or tissue allo- or xeno-transplant rejection, various leukemias, or diseases that arise from, or are aggravated by insufficient blood flow through a particular organ or a portion thereof.

Patentansprüche

1. Verbindung der Formel



wobei

R¹ Naphthyl oder Phenyl ist, gegebenenfalls substituiert mit geeignetem(n) Substituent(en), die ausgewählt werden aus der aus Halo(C₁-C₆)alkyl, Halogen, Hydroxy,

geschütztem Carboxy, Carbamoyl, (C₁-C₆)alkylendioxy, (C₁-C₆)alkoxy, gegebenenfalls mit Aryl substituiert, und (C₁-C₆)alkyl, gegebenenfalls mit Hydroxy oder geschütztem Carboxy substituiert, bestehenden Gruppe;

R² (C₁-C₆)alkyl ist;

R³ Hydroxy oder geschütztes Hydroxy ist;

R⁴ Carbamoyl ist; und

-A- (C₁-C₆)alkylen ist,

oder ihr Salz.

2. Verbindung nach Anspruch 1, wobei R¹ Naphthyl oder Phenyl ist, gegebenenfalls substituiert mit geeignete(m)n Substituent(en), die ausgewählt werden aus der aus Halo(C₁-C₆)alkyl, Halogen, Hydroxy, C₁-C₆ Alkylendioxy, C₁-C₆ Alkoxy, gegebenenfalls substituiert mit Phenyl, und C₁-C₆ Alkyl bestehenden Gruppe.

3. Verbindung nach Anspruch 2, wobei R² Methyl ist und R³ Hydroxy ist.

4. Verbindung nach Anspruch 1, welche eine Verbindung ist, die ausgewählt wird aus der aus

- (1) 1 -[(2S)-2-Hydroxy-5-phenyl-3-pentyl]imidazol-4-carboxamid;
- (2) 1 -[(2S,3R)-2-Hydroxy-5-(2-benzyloxyphenyl)-3-pentyl]-imidazol-4-carboxamid;
- (3) 1 -[(2S,3R)-2-Hydroxy-5-(1-naphthyl)-3-pentyl]imidazol-4-carboxamid;
- (4) 1 -[(2S,3R)-2-Hydroxy-5-(2-hexyloxyphenyl)-3-pentyl]-imidazol-4-carboxamid;
- (5) 1 -[(2S,3R)-2-Hydroxy-5-(2-naphthyl)-3-pentyl]imidazol-4-carboxamid;
- (6) 1 -[(2S,3R)-2-Hydroxy-5-(2-chlorophenyl)-3-pentyl]imidazol-4-carboxamid;
- (7) 1 -[(2S,3R)-2-Hydroxy-5-(2,3-dichlorophenyl)-3-pentyl]imidazol-4-carboxamid;
- (8) 1 -[(2S,3R)-2-Hydroxy-5-(1-naphthyl)-3-pentyl]imidazol-4-carbonylguanidin; und
- (9) 1 -[(2S,3R)-2-Hydroxy-5-[2-(3-phenylpropoxy)phenyl]-3-pentyl]imidazol-4-carboxamid

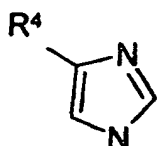
bestehenden Gruppe.

5. Pharmazeutische Zusammensetzung, umfassend die Verbindung nach einem der Ansprüche 1 bis 4 als aktiven Bestandteil und einen pharmazeutisch verträglichen, im wesentlichen nicht-toxischen Träger oder Excipienten.

6. Pharmazeutische Zusammensetzung, welche eine Adenosin-Deaminase-inhibierende Aktivität aufweist, welche eine Verbindung nach einem der Ansprüche 1 bis 4 als aktiven Bestandteil und einen pharmazeutisch verträglichen, im wesentlichen nicht-toxischen Träger oder Excipienten umfasst.

7. Verwendung der Verbindungen nach einem der Ansprüche 1 bis 4 zur Herstellung eines Medikaments zur Inhibition von Adenosin-Deaminase.

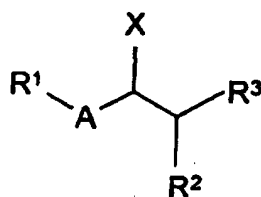
8. Verfahren zur Herstellung der Verbindungen nach einem der Ansprüche 1 bis 4, umfassend Umsetzung einer Verbindung der Formel (III)



(III)

wobei R⁴ wie in Anspruch 1 definiert ist, mit einer Verbindung der Formel (VI)

(IV)

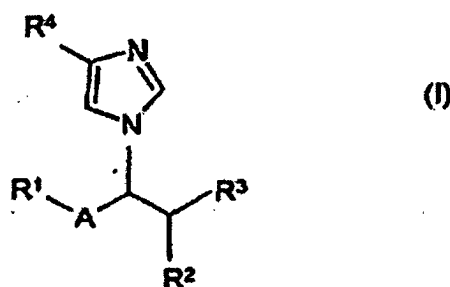


wobei R^1 , R^2 , R^3 und A wie in Anspruch 1 definiert sind, und X Hydroxy oder eine Abgangsgruppe ist, vorausgesetzt, dass R^3 nicht Hydroxy ist.

9. Verwendung von Verbindungen nach einem der Ansprüche 1 bis 4 zur Herstellung eines Medikaments zur Behandlung und/oder Vorbeugung von Autoimmunerkrankungen, entzündlichen Zuständen, Organ- oder Gewebe-Allo- oder Xeno-Transplantat-Abstoßung, verschiedenen Leukämien, oder Erkrankungen, die durch nicht ausreichenden Blutfluss durch ein spezielles Organ oder einen Teil davon entstehen oder dadurch verschlimmert werden.

Revendications

1. Composé de formule



dans laquelle

R^1 est un groupe naphthyle ou phényle éventuellement substitué par un ou des substituants convenables choisis dans le groupe constitué par un groupe halogénoalkyle en $\text{C}_1\text{-C}_6$, un atome d'halogène, un groupe hydroxy, carboxy protégé, carbamoyle, alkylènedioxy en $\text{C}_1\text{-C}_6$, alcoxy en $\text{C}_1\text{-C}_6$ éventuellement substitué par un groupe aryle et alkyle en $\text{C}_1\text{-C}_6$ éventuellement substitué par un groupe hydroxy ou carboxy protégé ;

R^2 est un groupe alkyle en $\text{C}_1\text{-C}_6$;

R^3 est un groupe hydroxy ou hydroxy protégé ;

R^4 est un groupe carbamoyle ; et

- A- est un groupe alkylène en $\text{C}_1\text{-C}_6$.

2. Composé selon la revendication 1, dans lequel R^1 est un groupe naphthyle ou phényle éventuellement substitué par un ou des substituants convenables choisis dans le groupe constitué par un groupe halogénoalkyle en $\text{C}_1\text{-C}_6$, un atome d'halogène, un groupe hydroxy, alkylènedioxy en $\text{C}_1\text{-C}_6$, alcoxy en $\text{C}_1\text{-C}_6$ éventuellement substitué par un groupe phényle et alkyle en $\text{C}_1\text{-C}_6$.

3. Composé selon la revendication 2, dans lequel R^2 est un groupe méthyle et R^3 est un groupe hydroxy.

4. Composé selon la revendication 1, qui est un composé choisi dans le groupe constitué par :

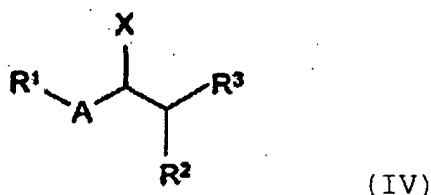
- (1) le 1-[(2S)-2-hydroxy-5-phényl-3-pentyl]imidazole-4-carboxamide ;
- (2) le 1-[(2S, 3R)-2-hydroxy-5-(2-benzoyloxyphényl)-3-pentyl]imidazole-4-carboxamide ;
- (3) le 1-[(2S, 3R)-2-hydroxy-5-(1-naphtyl)-3-pentyl]imidazole-4-carboxamide ;
- (4) le 1-[(2S, 3R)-2-hydroxy-5-(2-hexyloxyphényl)-3-pentyl]imidazole-4-carboxamide ;
- (5) le 1-[(2S, 3R)-2-hydroxy-5-(2-naphtyl)-3-pentyl]imidazole-4-carboxamide ;

- (6) le 1-[(2S, 3R)-2-hydroxy-5-(2-chlorophényl)-3-pentyl]imidazole-4-carboxamide ;
 (7) le 1-[(2S, 3R)-2-hydroxy-5-(2,3-dichlorophényl)-3-pentyl]imidazole-4-carboxamide ;
 (8) la 1-[(2S, 3R)-2-hydroxy-5-(1-naphtyl)-3-pentyl]imidazole-4-carboxylguanidine ; et
 (9) le 1-[(2S, 3R)-2-hydroxy-5-[2-(3-phénylpropoxy)phényl]-3-pentyl]imidazole-4-carboxamide.

5. Composition pharmaceutique comprenant le composé selon l'une quelconque des revendications 1 à 4 en tant qu'ingrédient actif et un véhicule ou un excipient essentiellement non toxique, acceptable au plan pharmaceutique.
6. Composition pharmaceutique présentant une activité d'inhibition de l'adénosinedésaminase, qui comprend le composé selon l'une quelconque des revendications 1 à 4 en tant qu'ingrédient actif et un véhicule ou un excipient essentiellement non toxique, acceptable au plan pharmaceutique.
7. Utilisation des composés selon l'une quelconque des revendications 1 à 4 pour la fabrication d'un médicament pour inhiber l'adénosinedésaminase.
8. Procédé de production des composés selon l'une quelconque des revendications 1 à 4, comprenant la réaction d'un composé de formule (III)



dans laquelle R⁴ est tel que défini dans la revendication 1. avec un composé de formule (IV)



dans laquelle R¹, R², R³ et A sont tels que définis dans la revendication 1, et X est un groupe hydroxy ou un groupe partant, à condition que R³ ne soit pas un groupe hydroxy.

9. Utilisation des composés selon l'une quelconque des revendications 1 à 4 pour la préparation d'un médicament pour traiter et/ou prévenir les maladies auto-immunes, les états inflammatoires, le rejet d'organes ou de tissus allo- ou xéno-transplantés, diverses leucémies, ou des maladies qui proviennent, ou qui sont aggravées par, un flux sanguin insuffisant à travers un organe particulier ou une partie de celui-ci.