

(19)



Europäisches Patentamt

European Patent Office

Office européen des brevets



(11)

EP 1 157 704 A1

(12)

EUROPEAN PATENT APPLICATION

published in accordance with Art. 158(3) EPC

(43) Date of publication:

28.11.2001 Bulletin 2001/48

(21) Application number: **99970328.3**

(22) Date of filing: **07.10.1999**

(51) Int Cl.7: **A61K 45/00**, A61K 31/19,
A61K 31/40, A61K 31/435,
A61P 39/06, A61P 43/00
// (C07D209/18, 471:04)

(86) International application number:

PCT/JP99/05528

(87) International publication number:

WO 00/21563 (20.04.2000 Gazette 2000/16)

(84) Designated Contracting States:

**AT BE CH CY DE DK ES FI FR GB GR IE IT LI LU
MC NL PT SE**

Designated Extension States:

AL LT LV MK RO SI

(30) Priority: **14.10.1998 JP 29242398**

(71) Applicant: **SHIONOGI & CO., LTD.**
Osaka-shi, Osaka 541-0045 (JP)

(72) Inventor: **TODO, Satoru**
Sapporo-shi, Hokkaido 064-0959 (JP)

(74) Representative: **VOSSIUS & PARTNER**
Siebertstrasse 4
81675 München (DE)

(54) **REMEDIES OR PREVENTIVES FOR ISCHEMIC REFLOW FAILURE**

(57) A composition for treating or preventing

ischemia reperfusion injury which contains an sPLA₂ inhibitor as an active ingredient.

EP 1 157 704 A1

Description**Technical Field**

5 [0001] The present invention relates to a composition for treating or preventing ischemia reperfusion injury which contains an sPLA₂ inhibitor (a secretion type PLA₂ inhibitor), particularly type-II PLA₂ inhibitor as an active ingredient.

Background Art

10 [0002] In a major operation (surgery), organs are temporarily put into an ischemic condition by ligating the blood vessel directly connected to organs and other method in order to control bleeding. The organs of such artificial ischemia suffer various injuries. Various injuries occur by a variety of causes after reperfusion of the blood in such organs.

[0003] Similar problems are encountered in organ transplantation. Extirpation of organs from an individual with cardiac standstill and application of the organs for transplantation (Non-heart Beating Donor Program: NHBD) have been noticed in recent years as a solution of lack of organs for transplantation. However, in the case of hepatic trans-
15 plantation, for example, 30 minutes of warm ischemia and 12 hours of cold ischemia of the liver are the limit of NHBD for successful hepatic transplantation surgery even by using the latest surgical technology and preservation technology. The proportion of survival of the grafts one year after transplantation is less than 50%. Therefore, it is essential for realization of NHBD to alleviate warm ischemia injury occurred during the period from cardiac standstill to perfusion
20 of the organ with a cold preservation solution, cold ischemia injury occurred thereafter in a cold preservation solution. and tissue injuries related to reperfusion of the blood after transplantation. Drugs having such actions known in the art include endotherin antagonist (J. Am. Coll. Surg., October 1997, Volume 185, 358-364), adenosine antagonist (Trans-plantation, Vol. 63, 217-223 No. 2, 1997), iron dependent lipid peroxidation inhibitor (Transplantation, Vol. 63, No. 2, p202-208, 1997) and the like.

25 [0004] While the compounds described in EP-620214 (Japanese Patent Laid-open No. 7-010838, US-5578634), EP-620215 (Japanese Patent Laid-open No. 7-025850, US-5684034), EP-675110 (Japanese Patent Laid-open No. 7-285933, US-5654326), WO96/03120 (Japanese Patent Laid-open No. 10-505336), WO96/03376 (Japanese Patent Laid-open No. 10-503208, US-5641800), WO96/03383 (Japanese Patent Laid-open No. 10-505584), WO97/21664 (EP-779271), WO97/21716 (EP-779273), WO98/18464 (EP-839806), WO98/24437 (EP-846687), WO98/24756,
30 WO98/24794, WO98/25609, etc., parabromophenacyl bromide, mepaklin, manoaride, cherosin A₁, etc. are known as sPLA₂ inhibitors; these inhibitors have not been reported to have therapeutic or preventive actions for the ischemia reperfusion injury.

[0005] It is known that small intestine PLA₂ activity increases by ischemia of the small intestines, and occurrence of lung injury accompanied by reperfusion of the small intestine can be prevented by administration of quinacrine, a PLA₂
35 inhibitor (Am. J. Physiol., 268: G397, 1995). It is also reported that PLA₂ which is increased by ischemia of the small intestine is mostly type-II (Journal of Japanese Surgery Association, Vol. 96, No. 12, p823, December 1, 1995). However, these reports only describe prevention of injuries (indirect effects) of other organs such as lung caused by ischemia and reperfusion of local organs (the small intestines), and no descriptions are found about preventive effects (direct effects) of injuries at the local organs such as the small intestines suffering from ischemia. In other words, it is neither
40 known that compounds having an sPLA₂ inhibitory action, in particular compounds having type-II PLA₂ inhibitory action, are useful as therapeutic or preventive drug for injuries caused in the organs suffering from ischemia, nor is suggested that such compounds are useful for the organs which are transplanted in the transplantation surgery or which may suffer from ischemia during the surgery.

Disclosure of Invention

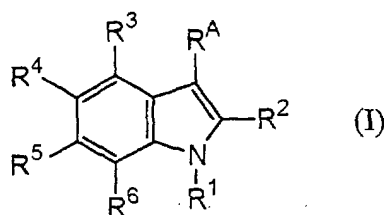
45 [0006] The present invention provides a composition having a therapeutic or preventive action against ischemia reperfusion injuries.

[0007] The present invention relates to I) a composition for treating or preventing ischemia reperfusion injury which
50 contains an sPLA₂ inhibitor as an active ingredient.

[0008] In more detail, the present invention relates to the following II) to LVI).

[0009] II) A composition for treating or preventing ischemia reperfusion injury of I) wherein the sPLA₂ inhibitor is a type-II PLA₂ inhibitor.

55 [0010] III) A composition for treating or preventing ischemia reperfusion injury of I) which contains a compound as an active ingredient, which is represented by the formula (I):



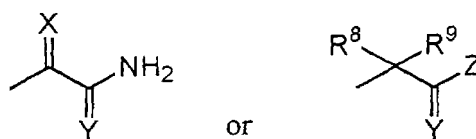
wherein R¹ is a group selected from (a) C7 to C20 alkyl, C7 to C20 alkenyl, C7 to C20 alkynyl, carbocyclic groups, and heterocyclic groups, (b) the groups represented by (a) each substituted independently with at least one group selected from non-interfering substituents, and (c) -(L¹)-R⁷ wherein L¹ is a divalent linking group of 1 to 18 atom(s) selected from hydrogen atom(s), nitrogen atom(s), carbon atom(s), oxygen atom(s), and sulfur atom(s), wherein the combination atoms in L¹ are selected from the group consisting of i) carbon and hydrogen only, ii) sulfur only, iii) oxygen only, iv) nitrogen and hydrogen only, v) carbon, hydrogen, and sulfur only, and vi) carbon, hydrogen, and oxygen only and R⁷ is a group selected from the groups (a) and (b);

R² is hydrogen atom, halogen, C1 to C3 alkyl, C3 to C4 cycloalkyl, C3 to C4 cycloalkenyl, C1 to C3 alkyloxy, or C1 to C3 alkylthio;

R³ and R⁴ are each independently hydrogen atom, non-interfering substituents, or -(L²)-(acidic group) wherein L² is an acid linker having an acid linker length of 1 to 5, provided that one of R³ and R⁴ is -(L²)-(acidic group);

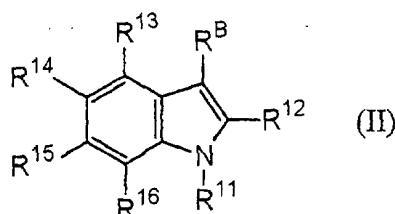
R⁵ and R⁶ are each independently hydrogen atom, non-interfering substituents, carbocyclic groups, carbocyclic groups substituted with a non-interfering substituent(s), heterocyclic groups, or heterocyclic groups substituted with a non-interfering substituent(s); and

R^A is a group represented by the formula:

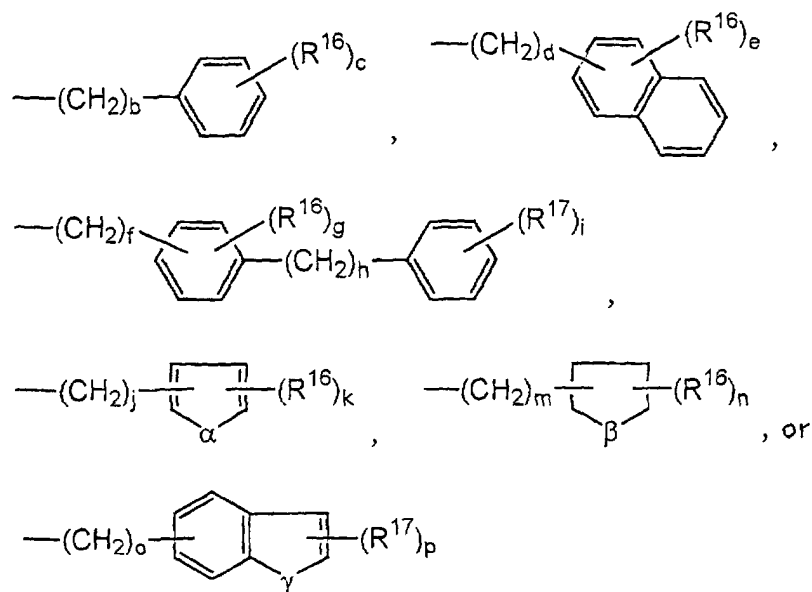


wherein R⁸ and R⁹ are each independently hydrogen atom, C1 to C3 alkyl or halogen; X and Y are each independently oxygen atom or sulfur atom; and Z is -NH₂ or -NHNH₂; the prodrugs thereof; their pharmaceutically acceptable salts; or their hydrates.

[0011] IV) A composition for treating or preventing ischemia reperfusion injury of I) which contains a compound as an active ingredient, which is represented by the formula (II):



wherein R¹¹ is -(CH₂)_a-R¹⁰ wherein a is an integer from 1 to 6 and R¹⁰ is a group represented by the formula:

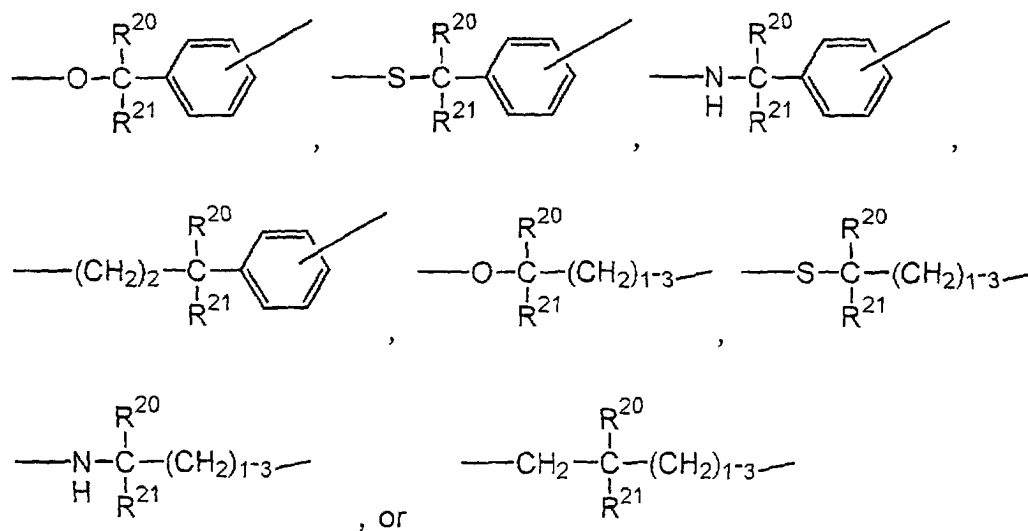


wherein b, d, f, h, j, m, and o are each independently an integer from 0 to 2, R¹⁶ and R¹⁷ are each independently halogen, C1 to C10 alkyl, C1 to C10 alkyloxy, C1 to C10 alkylthio, phenyl, or C1 to C10 haloalkyl, α is oxygen atom or sulfur atom, β is -CH₂- or -(CH₂)₂-, γ is oxygen atom or sulfur atom, c, i, and p are each independently an integer from 0 to 5, e is an integer from 0 to 7, g is an integer from 0 to 4, k and n are each independently an integer from 0 to 3;

R¹² is halogen, C1 to C3 alkyl, or C3 to C4 cycloalkyl;

R¹³ is hydrogen atom or -(L³)-R¹⁸ wherein L³ is -OCH₂-, -SCH₂-, -NHCH₂-, -CH₂-CH₂-, -O-CH(CH₃)- or -O-CH(CH₂CH₂Ph)-, R¹⁸ is -COOH, -SO₃H, or -P(O)(OH)₂, and Ph is phenyl;

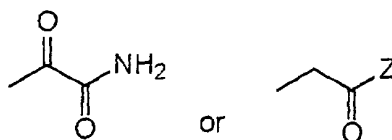
R¹⁴ is hydrogen atom or -(L⁴)-R¹⁹ wherein L⁴ is a group represented by the formula:



wherein R²⁰ and R²¹ are each independently hydrogen atom, C1 to C10 alkyl, C1 to C10 aralkyl, carboxy, alkyloxycarbonyl, or halogen, R¹⁹ is -COOH, -SO₃H, or -P(O)(OH)₂, provided that R¹³ and R¹⁴ are not hydrogen atom at the same time;

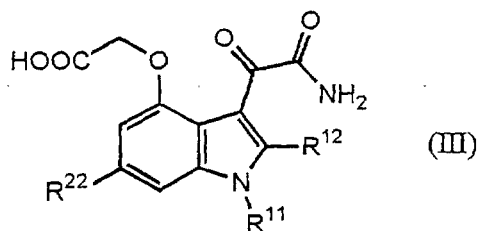
R¹⁵ and R¹⁶ are each independently hydrogen atom, C1 to C6 alkyl, aralkyl, C1 to C6 alkyloxy, C1 to C6 alkylthio, C1 to C6 hydroxyalkyl, C2 to C6 haloalkyloxy, halogen, carboxy, C1 to C6 alkyloxycarbonyl, aryloxy, arylthio, carbocyclic groups, or heterocyclic groups; and

R^B is a group represented by the formula:



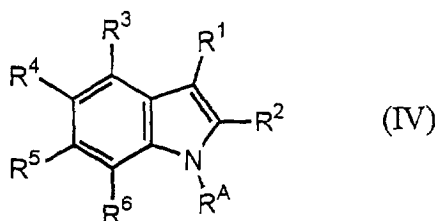
wherein Z is as defined above;
the prodrugs thereof; their pharmaceutically acceptable salts; or their hydrates.

[0012] V) A composition for treating or preventing ischemia reperfusion injury of I) which contains a compound as an active ingredient, which is represented by the formula (III):



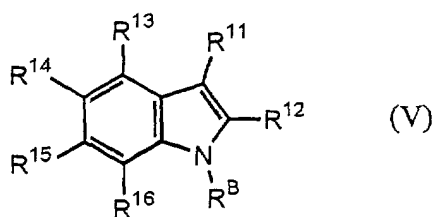
wherein R¹¹ and R¹² are as defined above;
R²² is hydrogen atom, C1 to C6 alkyl, carboxy, carbocyclic groups, or heterocyclic groups;
the prodrugs thereof; their pharmaceutically acceptable salts; or their hydrates.

[0013] VI) A composition for treating or preventing ischemia reperfusion injury of I) which contains a compound as an active ingredient, which is represented by the formula (IV):



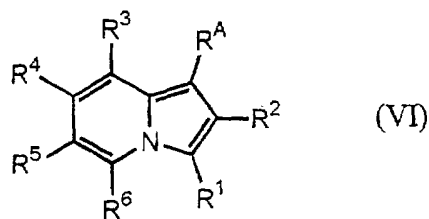
wherein R¹, R², R³, R⁴, R⁵, R⁶, and R^A are as defined above, provided that one of R³ and R⁴ is -(L²)-(acidic group);
the prodrugs thereof; their pharmaceutically acceptable salts; or their hydrates.

[0014] VII) A composition for treating or preventing ischemia reperfusion injury of I) which contains a compound as an active ingredient, which is represented by the formula (V):



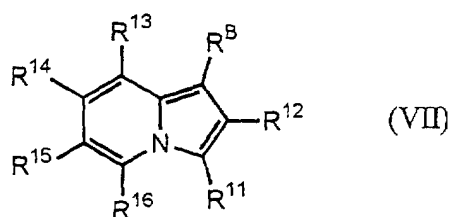
wherein R¹¹, R¹², R¹³, R¹⁴, R¹⁵, R¹⁶, and R^B are as defined above, provided that R¹³ and R¹⁴ are not hydrogen atom at the same time;
the prodrugs thereof; their pharmaceutically acceptable salts; or their hydrates.

[0015] VIII) A composition for treating or preventing ischemia reperfusion injury of I) which contains a compound as an active ingredient, which is represented by the formula (VI):



10 wherein R¹, R², R³, R⁴, R⁵, R⁶, and R^A are as defined above, provided that one of R³ and R⁴ is -(L²)-(acidic group); the prodrugs thereof; their pharmaceutically acceptable salts; or their hydrates.

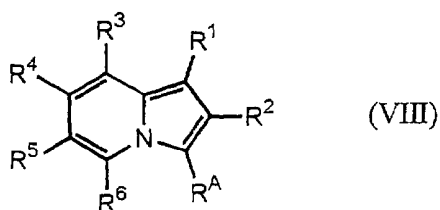
[0016] IX) A composition for treating or preventing ischemia reperfusion injury of I) which contains a compound as an active ingredient, which is represented by the formula (VII):



25 wherein R¹¹, R¹², R¹³, R¹⁴, R¹⁵, R¹⁶, and R^B are as defined above, provided that R¹³ and R¹⁴ are not hydrogen atom at the same time;

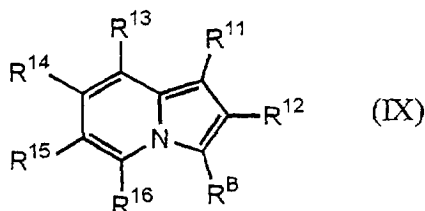
the prodrugs thereof; their pharmaceutically acceptable salts; or their hydrates.

[0017] X) A composition for treating or preventing ischemia reperfusion injury of I) which contains a compound as an active ingredient, which is represented by the formula (VIII):



40 wherein R¹, R², R³, R⁴, R⁵, R⁶, and R^A are as defined above, provided that one of R³ and R⁴ is -(L²)-(acidic group); the prodrugs thereof; their pharmaceutically acceptable salts; or their hydrates.

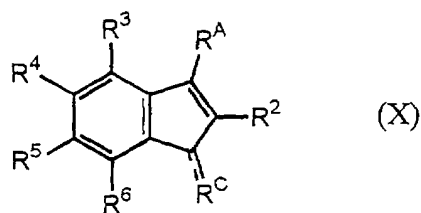
[0018] XI) A composition for treating or preventing ischemia reperfusion injury of I) which contains a compound as an active ingredient, which is represented by the formula (IX):



wherein R¹¹, R¹², R¹³, R¹⁴, R¹⁵, R¹⁶, and R^B are as defined above, provided that R¹³ and R¹⁴ are not hydrogen atom at the same time;

the prodrugs thereof; their pharmaceutically acceptable salts; or their hydrates.

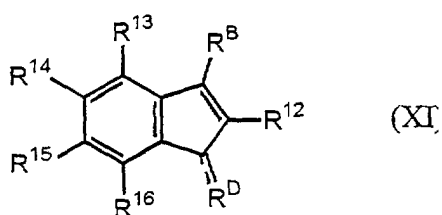
[0019] XII) A composition for treating or preventing ischemia reperfusion injury of I) which contains a compound as an active ingredient, which is represented by the formula (X):



(X)

wherein R^2 , R^3 , R^4 , R^5 , R^6 , and R^A are as defined above, a broken line represents the presence or absence of a bond, provided that R^C is the same as defined R^1 when a broken line is absence of a bond, R^C is $=CH-R^1$ when a broken line is presence of a bond wherein R^1 is as defined above, and one of R^3 and R^4 is $-(L^2)-(acidic\ group)$; the prodrugs thereof; their pharmaceutically acceptable salts; or their hydrates.

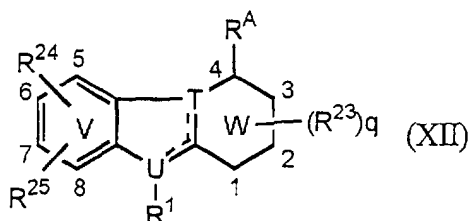
[0020] XIII) A composition for treating or preventing ischemia reperfusion injury of I) which contains a compound as an active ingredient, which is represented by the formula (XI):



(XI)

wherein R^{12} , R^{13} , R^{14} , R^{15} , R^{16} , R^B , and a broken line are as defined above, provided R^D is the same as defined R^1 when a broken line is absence of a bond, R^D is $=CH-(CH_2)_{a-1}-R^{10}$ when a broken line is presence of a bond wherein R^{10} , R^{11} , and a are as defined above, and R^{13} and R^{14} are not hydrogen atom at the same time; the prodrugs thereof; their pharmaceutically acceptable salts; or their hydrates.

[0021] XIV) A composition for treating or preventing ischemia reperfusion injury of I) which contains a compound as an active ingredient, which is represented by the formula (XII):



(XII)

wherein R^1 , R^A , and a broken line are as defined above;

R^{23} is non-interfering substituents;

R^{24} is hydroxy or $-O-(CH_2)_r-R^E$ wherein R^E is hydrogen atom, cyano, amino, carbamoyl, $-CONR^{26}R^{27}$, $-NHSO_2R^{28}$, or $-CONHSO_2R^{28}$ wherein R^{26} and R^{27} are each independently C1 to C4 alkyl or phenyl(C1 to C4 alkyl), R^{28} is phenyl substituted with carboxy or $-COO(C1\ to\ C4\ alkyl)$, phenyl, C1 to C6 alkyl, trifluoromethyl, or $-(L^2)-(acidic\ group)$ wherein L^2 is as defined above, and r is an integer from 1 to 5;

R^{25} is non-interfering substituents, carbocyclic groups, carbocyclic groups substituted with a non-interfering substituent(s), heterocyclic groups, and heterocyclic groups substituted by a non-interfering substituent(s); one of T and U is nitrogen atom and the other is carbon atom;

V is benzene ring or pyridine ring wherein the nitrogen atom is at the 5-, 6-, 7-, or 8-position;

W is cyclohexene ring, benzene ring, pyridine ring wherein the nitrogen atom is at the 1-, 2-, or 3-position, or a 6-membered heterocyclic group having one heteroatom selected from the group consisting of sulfur or oxygen at the 1-, 2-, or 3- position, and nitrogen atom at the 1-, 2-, 3-, or 4-position;

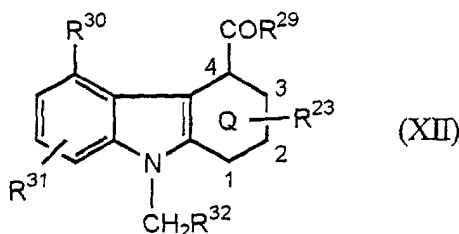
q is an integer from 1 to 3;

provided that R^{24} is not $-O-(CH_2)_tH$ wherein t is 1 or 2 when R^{25} is hydrogen atom and R^1 is benzyl; and

W is a 6-membered heterocyclic group having one heteroatom selected from the group consisting of sulfur or

oxygen at the 1-, 2-, or 3- position, and nitrogen atom at the 1-, 2-, 3-, or 4-position when T is nitrogen atom; the prodrugs thereof; their pharmaceutically acceptable salts; or their hydrates.

[0022] XV) A composition for treating or preventing ischemia reperfusion injury of I) which contains a compound as an active ingredient, which is represented by the formula (XII):



wherein R²³ is as defined above;

R²⁹ is -NHNH₂ or -NH₂;

R³⁰ is hydroxy or -O-(CH₂)_r-R^F wherein R^F is hydrogen atom, carboxy, carbamoyl, -COO(C1 to C4 alkyl), -P(=O)(R³³R³⁴) wherein R³³ and R³⁴ are each independently hydroxy or -O-(C1 to C4 alkyl), -SO₃H, -SO₃(C1 to C4 alkyl), tetrazolyl, cyano, amino, -NHSO₂R³⁵, or -CONHSO₂R³⁵ wherein R³⁵ is C1 to C6 alkyl or trifluoromethyl, phenyl, or phenyl substituted with carboxy or -COO(C1 to C4 alkyl), and r is as defined above;

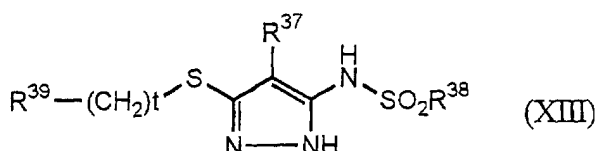
R³¹ is hydrogen atom, -O-(C1 to C4 alkyl), halogen, C1 to C6 alkyl, phenyl, (C1 to C4 alkyl)phenyl, -CH₂OSi(C1 to C6 alkyl), furyl, thienyl, C1 to C6 hydroxyalkyl, -(CH₂)_sR³⁶ wherein R³⁶ is hydrogen atom, carbamoyl, -NR²⁶NR²⁷ wherein R²⁶ and R²⁷ are as defined above, cyano, or phenyl and s is an integer from 1 to 8, or phenyl substituted with C1 to C6 alkyl, halogen, or trifluoromethyl;

R³² is hydrogen atom, C5 to C14 alkyl, C3 to C14 cycloalkyl, pyridyl, phenyl, or phenyl substituted with C1 to C6 alkyl, halogen, trifluoromethyl, trifluoromethoxy, C1 to C4 alkoxy, cyano, C1 to C4 alkylthio, phenyl(C1 to C4 alkyl), (C1 to C4 alkyl) phenyl, phenyl, phenyloxy, or naphthyl; and

Q is cyclohexene ring or benzene ring;

the prodrugs thereof; their pharmaceutically acceptable salts; or their hydrates.

[0023] XVI) A composition for treating or preventing ischemia reperfusion injury of I) which contains a compound as an active ingredient, which is represented by the formula (XIII):



wherein R³⁷ is phenyl, isoquinoline-3-yl, pyrazinyl, pyridine-2-yl, or pyridine-2-yl substituted at 4-position with C1 to C4 alkyl, C1 to C4 alkoxy, cyano, or -(CH₂)₀₋₂CONH₂;

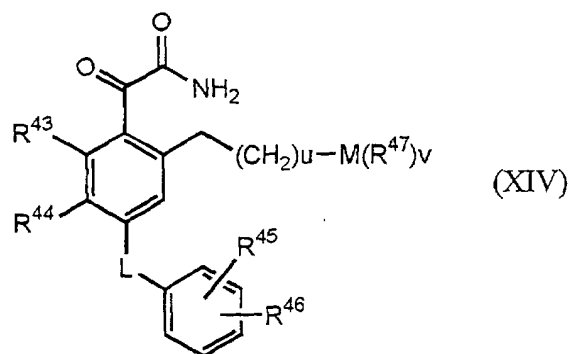
R³⁸ is phenyl optionally substituted with 1 to 3 substituents selected from the group consisting of C1 to C4 alkyl, cyano, halogen, nitro, -COO(C1 to C4 alkyl) and trifluoromethyl, naphthyl, or thienyl optionally substituted with 1 to 3 halogen;

R³⁹ is halogen, phenyl, phenyl(C2 to C6 alkenyl), pyridyl, naphthyl, quinolyl, (C1 to C4 alkyl)thiazolyl, phenyl substituted with one or two substituents selected from the group consisting of C1 to C4 alkyl, cyano, carbamoyl, nitro, trifluoromethyl, halogen, C1 to C4 alkoxy, -COO(C1 to C4 alkyl), phenoxy, and -SR⁴⁰ wherein R⁴⁰ is C1 to C4 alkyl or halophenyl, phenyl substituted with one substituent selected from the group consisting of -O-(CH₂)₁₋₃R⁴¹ wherein R⁴¹ is cyano, carboxy, carbamoyl, or tetrazolyl, -OR⁴² wherein R⁴² is cyclopentyl, cyclohexyl, or halogen, and phenyl substituted with C1 to C4 alkoxy or phenyl substituted with methylenedioxy; and

t is an integer from 1 to 5;

the prodrugs thereof; their pharmaceutically acceptable salts; or their hydrates.

[0024] XVII) A composition for treating or preventing ischemia reperfusion injury of I) which contains a compound as an active ingredient, which is represented by the formula (XIV):



wherein R^{43} and R^{44} are each independently hydrogen atom, halogen, or C1 to C4 alkyl;

R^{45} and R^{46} are each independently hydrogen atom, C1 to C4 alkyl, C1 to C4 alkyloxy, C1 to C4 alkylthio, halogen, phenyl, or phenyl substituted with halogen;

R^{47} is hydrogen atom or C1 to C4 alkyl;

M is $-\text{CO}_2^-$, $-\text{PO}_3^-$, or $-\text{SO}_3^-$;

L is $-\text{O}-$ or $-(\text{CH}_2)_{0.1}-$;

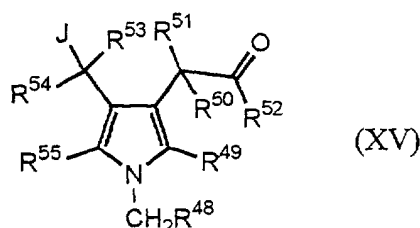
u is an integer from 1 to 8;

provided that v is 1 when M is $-\text{CO}_2^-$ or $-\text{PO}_3^-$;

v is 1 or 2 when M is $-\text{SO}_3^-$;

the prodrugs thereof; their pharmaceutically acceptable salts; or their hydrates.

[0025] XVIII) A composition for treating or preventing ischemia reperfusion injury of I) which contains a compound as an active ingredient, which is represented by the formula (XV):



wherein R^{48} is hydrogen atom, C1 to C4 alkyl, phenyl, or phenyl substituted with one or two substituents selected from the group consisting of C1 to C4 alkyl, C1 to C4 alkyloxy, phenyl(C1 to C4 alkyl), C1 to C4 alkylthio, halogen, and phenyl;

R^{49} is hydrogen atom, C1 to C4 alkyl, halogen, C1 to C4 alkyloxy, or C1 to C4 alkylthio;

R^{50} and R^{51} are each independently halogen or R^{50} and R^{51} are taken together to form $=\text{O}$;

R^{52} is $-\text{NH}_2$ or $-\text{NHNH}_2$;

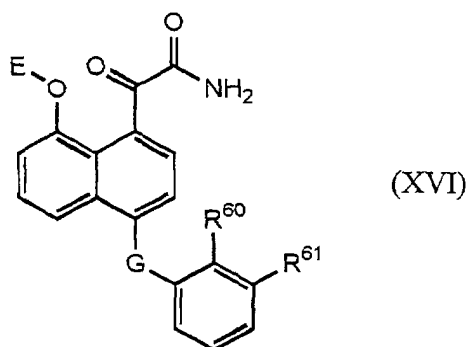
R^{53} and R^{54} are each hydrogen atom or when one of R^{53} and R^{54} is hydrogen atom, the other is C1 to C4 alkyl or $-(\text{CH}_2)_{0-4}-R^{56}$ wherein R^{56} is $-\text{CO}_2R^{57}$, $-\text{PO}_3(R^{57})_2$, $-\text{PO}_4(R^{57})_2$, or $-\text{SO}_3R^{57}$ wherein R^{57} is each independently C1 to C4 alkyl, or R^{53} and R^{54} , taken together, are $=\text{O}$ or $=\text{S}$;

R^{55} is hydrogen atom, methyl, or ethyl; and

J is $R^{58}-(\text{C1 to C6 alkyl})-$, $R^{58}-(\text{C2 to C6 alkenyl})-$, or phenyl substituted at the ortho position with R^{58} wherein R^{58} is $-(\text{CH}_2)_{1-4}-R^{59}$ wherein R^{59} is $-\text{CO}_2R^{57}$, $-\text{PO}_3(R^{57})$, $-\text{PO}_4(R^{57})_2$, or $-\text{SO}_3R^{57}$ wherein R^{57} is as defined above, and the above phenyl may further be substituted with one or two substituents selected from the group consisting of hydrogen atom, C1 to C4 alkyl, halogen, and C1 to C4 alkyloxy or the above phenyl may be condensed with a phenyl to form a naphthyl group;

the prodrugs thereof; their pharmaceutically acceptable salts; or their hydrates.

[0026] XIX) A composition for treating or preventing ischemia reperfusion injury of I) which contains a compound as an active ingredient, which is represented by the formula (XVI):

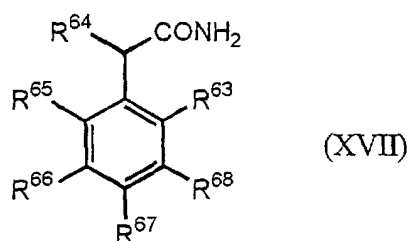


wherein R^{60} and R^{61} are each independently hydrogen atom or non-interfering substituents, provided that at least one of R^{60} and R^{61} is hydrogen atom;

G is $-CH_2-$ or $-O-$; and

E is $-(CH_2)_{1-3}R^{62}$ wherein R^{62} is an acidic group selected from $-CO_2H$, $-SO_3H$, and $-PO(OH)_2$; the prodrugs thereof; their pharmaceutically acceptable salts; or their hydrates.

[0027] XX) A composition for treating or preventing ischemia reperfusion injury of I) which contains a compound as an active ingredient, which is represented by the formula (XVII):



wherein R^{63} is hydrogen atom or $-O-(CH_2)_{1-8}R^{69}$ wherein R^{69} is $-CO_2R^{70}$, $-PO_3(R^{70})_2$, or $-SO_3R^{70}$ wherein R^{70} is each independently hydrogen atom or C1 to C4 alkyl;

R^{64} is hydrogen atom or hydroxy;

R^{65} and R^{66} are each independently hydrogen atom, halogen, or C1 to C4 alkyl;

one of R^{67} and R^{68} is $-B-R^{71}$ and the other is hydrogen wherein B is $-O-$ or $-CH_2-$, and R^{71} is phenyl or phenyl substituted with one or two substituents selected from the group consisting of halogen, C1 to C4 alkyl, C1 to C4 alkyloxy, phenyl, and phenyl substituted with one or two halogen;

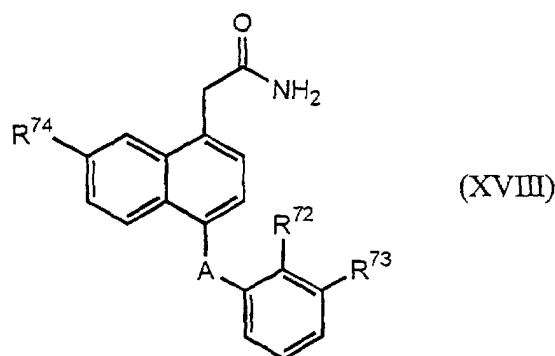
provided R^{63} is hydrogen atom when R^{68} is $-B-R^{71}$;

R^{71} is not phenyl when R^{63} , R^{64} , R^{65} , R^{66} , and R^{68} are hydrogen atom and R^{67} is $-O-R^{71}$;

R^{71} is not phenyl substituted with one methoxy group or two chloro groups when R^{63} , R^{64} , R^{65} , R^{66} , and R^{68} are hydrogen atom and R^{67} is $-CH_2-R^{71}$;

the prodrugs thereof; their pharmaceutically acceptable salts; or their hydrates.

[0028] XXI) A composition for treating or preventing ischemia reperfusion injury of I) which contains a compound as an active ingredient, which is represented by the formula (XVIII):



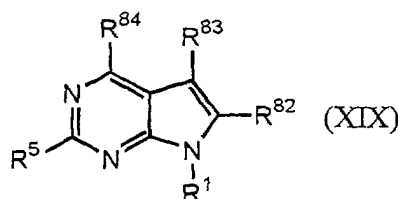
15 wherein R^{72} and R^{73} are each independently hydrogen atom or non-interfering substituents, provided that at least one of R^{72} and R^{73} is hydrogen atom;

R^{74} is hydrogen atom, $-O-(CH_2)_{2-4}-R^{75}$, $-O-[CH(CH_3)]_{2-4}R^{75}$, or $-O-[CH(CH_2CH_2C_6H_5)]_{2-4}-R^{75}$ wherein R^{75} is $-CO_2H$, $-PO_3H_2$, or $-SO_3H_2$; and

A is $-O-$ or $-CH_2-$;

20 the prodrugs thereof; their pharmaceutically acceptable salts; or their hydrates.

[0029] XXII) A composition for treating or preventing ischemia reperfusion injury of I) which contains a compound as an active ingredient, which is represented by the formula (XIX):



wherein R^1 and R^5 are as defined above;

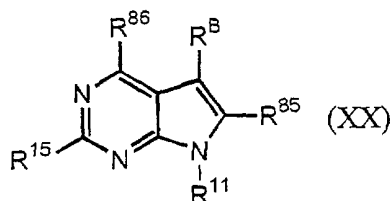
35 R^{82} is hydrogen atom or a group containing 1 to 4 non-hydrogen atoms with necessary hydrogen atom;

R^{83} is $-(L^5)-R^A$ wherein L^5 is a bond, $-CH_2-$, $-O-$, $-S-$, $-NH-$, or $-C(=O)$ and R^A is as defined above;

R^{84} is $-(L^6)-(acidic\ group)$ wherein L^6 is an acid linker;

the prodrugs thereof; their pharmaceutically acceptable salts; or their hydrates.

40 [0030] XXIII) A composition for treating or preventing ischemia reperfusion injury of I) which contains a compound as an active ingredient, which is represented by the formula (XX):



wherein R^{11} , R^{15} , and R^B are as defined above;

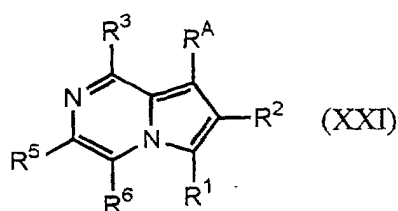
R^{85} is hydrogen atom, methyl, ethyl, propyl, isopropyl, cyclopropyl, C1 to C3 alkyloxy, C1 to C3 alkylthio, C1 to C3 haloalkyl, C1 to C3 hydroxyalkyl, or halogen;

55 R^{86} is $-(L^3)-R^{18}$ wherein L^3 and R^{18} are as defined above;

the prodrugs thereof; their pharmaceutically acceptable salts; or their hydrates.

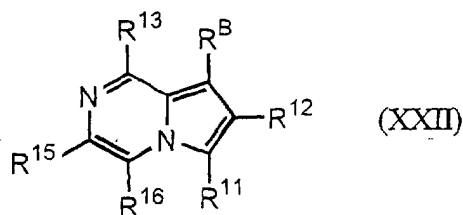
[0031] XXIV) A composition for treating or preventing ischemia reperfusion injury of I) which contains a compound

as an active ingredient, which is represented by the formula (XXI):



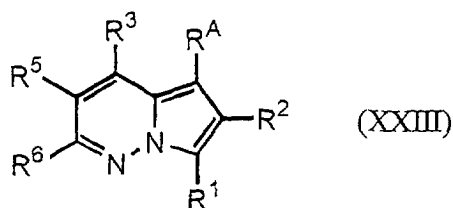
wherein R¹, R², R³, R⁵, R⁶, and R^A are as defined above;
the prodrugs thereof; their pharmaceutically acceptable salts; or their hydrates.

[0032] XXV) A composition for treating or preventing ischemia reperfusion injury of I) which contains a compound as an active ingredient, which is represented by the formula (XXII):



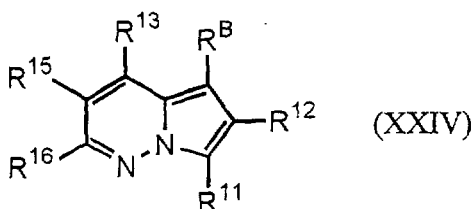
wherein R¹¹, R¹², R¹³, R¹⁵, R¹⁶, and R^B are as defined above;
the prodrugs thereof; their pharmaceutically acceptable salts; or their hydrates.

[0033] XXVI) A composition for treating or preventing ischemia reperfusion injury of I) which contains a compound as an active ingredient, which is represented by the formula (XXIII):



wherein R¹, R², R³, R⁵, R⁶, and R^A are as defined above;
the prodrugs thereof; their pharmaceutically acceptable salts; or their hydrates.

[0034] XXVII) A composition for treating or preventing ischemia reperfusion injury of I) which contains a compound as an active ingredient, which is represented by the formula (XXIV):



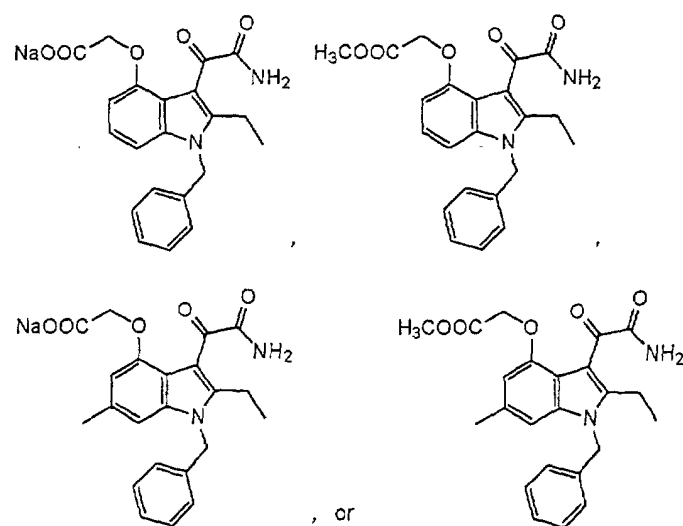
wherein R¹¹, R¹², R¹³, R¹⁵, R¹⁶, and R^B are as defined above;
the prodrugs thereof; their pharmaceutically acceptable salts; or their hydrates.

[0035] XXVIII) A composition for treating or preventing ischemia reperfusion injury of I) which contains, as an active ingredient, a compound selected from the group consisting of:

[3-(2-amino-1,2-dioxoethyl)-2-methyl-1-(phenylmethyl)-1H-indole-4-yl]oxy]acetic acid,

dl-2-[[3-(2-amino-1,2-dioxoethyl)-2-methyl-1-(phenylmethyl)-1H-indole-4-yl]oxy]propanoic acid,
 [[3-(2-amino-1,2-dioxoethyl)-1-([1,1'-biphenyl]-2-yl-methyl)-2-methyl-1H-indole-4-yl]oxy]acetic acid,
 [[3-(2-amino-1,2-dioxoethyl)-1-([1,1'-biphenyl]-3-yl-methyl)-2-methyl-1H-indole-4-yl]oxy]acetic acid,
 [[3-(2-amino-1,2-dioxoethyl)-1-([1,1'-biphenyl]-4-yl-methyl)-2-methyl-1H-indole-4-yl]oxy]acetic acid,
 5 [[3-(2-amino-1,2-dioxoethyl)-1-[(2,6-dichlorophenyl)methyl]-2-methyl-1H-indole-4-yl]oxy]acetic acid,
 [[3-(2-amino-1,2-dioxoethyl)-1-[(4-fluorophenyl)methyl]-2-methyl-1H-indole-4-yl]oxy]acetic acid,
 [[3-(2-amino-1,2-dioxoethyl)-2-methyl-1-[(1-naphthyl)methyl]-1H-indole-4-yl]oxy]acetic acid,
 [[3-(2-amino-1,2-dioxoethyl)-2-ethyl-1-(phenylmethyl)-1H-indole-4-yl]oxy]acetic acid, [[3-(2-amino-1,2-dioxoe-
 thyl)-2-ethyl-6-methyl-1-(phenylmethyl)-1H-indole-4-yl]oxy]acetic acid,
 10 [[3-(2-amino-1,2-dioxoethyl)-6-carboxy-2-ethyl-1-(phenylmethyl)-1H-indole-4-yl]oxy]acetic acid,
 [[3-(2-amino-1,2-dioxoethyl)-1-[(3-chlorophenyl)methyl]-2-ethyl-1H-indole-4-yl]oxy]acetic acid,
 [[3-(2-amino-1,2-dioxoethyl)-1-([1,1'-biphenyl]-2-yl-methyl)-2-ethyl-1H-indole-4-yl]oxy]acetic acid,
 [[3-(2-amino-1,2-dioxoethyl)-1-([1,1'-biphenyl]-2-yl-methyl)-2-propyl-1H-indole-4-yl]oxy]acetic acid,
 [[3-(2-amino-1,2-dioxoethyl)-2-cyclopropyl-1-(phenylmethyl)-1H-indole-4-yl]oxy]acetic acid,
 15 [[3-(2-amino-1,2-dioxoethyl)-1-([1,1'-biphenyl]-2-yl-methyl)-2-cyclopropyl-1H-indole-4-yl]oxy]acetic acid,
 4-[[3-(2-amino-1,2-dioxoethyl)-2-ethyl-1-(phenylmethyl)-1H-indole-5-yl]oxy]butanoic acid,
 2-[[1-(2-amino-1,2-dioxoethyl)-2-ethyl-3-phenylmethyl-indolizine-8-yl]oxy]acetic acid, 2-[[1-(2-amino-1,2-dioxoe-
 thyl)-3-(2-biphenyl)methyl-2-ethylindolizine-8-yl]oxy]acetic acid,
 2-[[1-(2-amino-1,2-dioxoethyl)-3-(2-biphenyl)methyl-2-cyclopropylindolizine-8-yl]oxy]acetic acid,
 20 2-[[3-(2-amino-2-oxoethyl)-2-ethyl-1-(1-naphthyl)methylene-1H-indene-4-yl]oxy]acetic acid,
 2-[[3-(2-amino-2-oxoethyl)-2-ethyl-1-(1-naphthyl)methylene-1H-indene-4-yl]oxy]acetic acid,
 2-[[8-(2-amino-1,2-dioxoethyl)-7-ethyl-3-methyl-6-phenylmethyl-[1,2-a]pyrazine-1-yl]oxy]acetic acid,
 2-[[8-(2-amino-1,2-dioxoethyl)-7-ethyl-3-methyl-6-(2-biphenyl)methyl-[1,2-a]pyrazine-1-yl]oxy]acetic acid,
 2-[[8-(2-amino-1,2-dioxoethyl)-6-cyclopropylmethyl-7-ethyl-3-methyl-[1,2-a]pyrazine-1-yl]oxy]acetic acid,
 25 2-[[8-(2-amino-1,2-dioxoethyl)-7-ethyl-3-phenyl-6-phenylmethyl-[1,2-a]pyrazine-1-yl]oxy]acetic acid,
 2-[[5-(2-amino-1,2-dioxoethyl)-6-ethyl-7-phenylmethyl-[1,2-b]pyridazine-4-yl]oxy]acetic acid,
 2-[[5-(2-amino-1,2-dioxoethyl)-2,6-dimethyl-7-phenylmethyl-[1,2-b]pyridazine-4-yl]oxy]acetic acid,
 2-[[5-(2-amino-1,2-dioxoethyl)-6-ethyl-2-phenyl-7-phenylmethyl-[1,2-b]pyridazine-4-yl]oxy]acetic acid, and
 (5-carbamoyl-9-cyclohexylmethyl-9H-carbazole-4-yl-oxy)acetic acid, and the prodrugs thereof; their pharmaceu-
 30 tically acceptable salts; or their hydrates.

[0036] XXIX) A composition for treating or preventing ischemia reperfusion injury of I) which contains a compound as an active ingredient, which is represented by the formula:



or their hydrates.

[0037] XXX) A preservation solution for an organ in an ischemic condition caused by surgery or cardiac standstill, which comprises an sPLA₂ inhibitor.

[0038] XXXI) A preservation solution for an organ extirpated from a donor for organ transplantation, which comprises an sPLA₂ inhibitor.

[0039] XXXII) A preservation solution of XXX) or XXXI), wherein the sPLA₂ inhibitor is type-II PLA₂ inhibitor.

[0040] XXXIII) A preservation solution of XXX) or XXXI), wherein the sPLA₂ inhibitor is a compound of any one of III) to XXIX).

[0041] XXXIV) A preservation solution of any one of XXX) to XXXIII) wherein the organ is heart, liver, pancreas, kidney, or small intestine.

[0042] XXXV) A method for preventing ischemia reperfusion injury, which comprises administering an sPLA₂ inhibitor.

[0043] XXXVI) A method for preventing ischemia reperfusion injury, which comprises administering an sPLA₂ inhibitor before the occurrence of ischemia caused by surgery or cardiac standstill.

[0044] XXXVII) A method for preventing ischemia reperfusion injury for an organ in an ischemic condition caused by surgery or cardiac standstill, which comprises using a solution including an sPLA₂ inhibitor as a preservation solution.

[0045] XXXVIII) A method for preventing ischemia reperfusion injury, which comprises administration of an sPLA₂ inhibitor before reperfusion of blood to an organ which is in an ischemic condition caused by surgery or cardiac standstill.

[0046] XXXIX) A method for preventing ischemia reperfusion injury, which comprises administration of an sPLA₂ inhibitor after reperfusion of blood to an organ which is in an ischemic condition caused by surgery or cardiac standstill.

[0047] XL) A method for preventing ischemia reperfusion injury of any one of XXXV) to XXXIX), wherein the sPLA₂ inhibitor is type-II PLA₂ inhibitor.

[0048] XLI) A method for preventing ischemia reperfusion injury of any one of XXXV) to XXXIX), wherein the sPLA₂ inhibitor is a compound of any one of III) to XXIX).

[0049] XLII) A method for preventing ischemia reperfusion injury of any one of XXXVII) to XLI) wherein the organ is heart, liver, pancreas, kidney, or small intestine.

[0050] XLIII) A method for treating ischemia reperfusion injury, which comprises administering an sPLA₂ inhibitor.

[0051] XLIV) A method for treating ischemia reperfusion injury for an organ in an ischemic condition caused by surgery or cardiac standstill, which comprises using a solution including an sPLA₂ inhibitor as a preservation solution.

[0052] XLV) A method for treating ischemia reperfusion injury, which comprises administering an sPLA₂ inhibitor before the occurrence of ischemia caused by surgery or cardiac standstill.

[0053] XLVI) A method for preventing ischemia reperfusion injury, which comprises administering an sPLA₂ inhibitor after reperfusion of blood to an organ which is in an ischemic condition caused by surgery or cardiac standstill.

[0054] XLVII) A method for treating ischemia reperfusion injury of any one of XLIII) to XLVI), wherein the sPLA₂ inhibitor is type-II PLA₂ inhibitor.

[0055] XLVIII) A method for treating ischemia reperfusion injury of any one of XLIII) to XLVI), wherein the sPLA₂ inhibitor is a compound of any one of III) to XXIX).

[0056] IL) A method for treating ischemia reperfusion injury of any one of XLIV) to XLVIII) wherein the organ is heart, liver, pancreas, kidney, or small intestine.

[0057] L) A preservation method for an extirpated organ which comprises using a solution including an sPLA₂ inhibitor as a preservation solution.

[0058] LI) A preservation method of L), wherein the sPLA₂ inhibitor is type-II PLA₂ inhibitor.

[0059] LII) A preservation method of L), wherein the sPLA₂ inhibitor is a compound of any one of III) to XXIX).

[0060] LIII) A preservation method of L), wherein the organ is heart, liver, pancreas, kidney, or small intestine.

[0061] LIV) Use of sPLA₂ inhibitor for the preparation of a pharmaceutical composition for treating or preventing ischemia reperfusion injury.

[0062] LV) Use of type-II PLA₂ inhibitor for the preparation of a pharmaceutical composition for treating or preventing ischemia reperfusion injury.

[0063] LVI) Use of a compound of any one of III) to XXIX) for the preparation of a pharmaceutical composition for treating or preventing ischemia reperfusion injury.

[0064] The term "ischemia reperfusion injury" as used in the present specification refers to an injury of organs caused by putting the organs into an ischemic condition by surgery or cardiac standstill and/or an injury of organ occurred after reperfusion. Preferably, the organ put into the ischemic condition and the injured organ are the same. Such injuries include warm ischemia injury occurred during the period from cardiac standstill to perfusion of the organ with cold preservation solution, cold ischemia injury subsequently occurred in the preservation solution, and injuries of the tissue related to reperfusion of the blood after the transplantation for the organ transplantation.

[0065] The term "organs in an ischemic condition by surgery or cardiac standstill" as used in the present specification refers to the organs in the body being in an ischemic condition by surgery or cardiac standstill, or the organs extirpated under ischemic condition caused by surgery or cardiac standstill. The organ which is extirpated from a donor can be referred particularly in the surgery for organ transplantation.

[0066] The term "preservation solution" as used in the present specification refers to a solution for preserving organs that may include other pharmaceutically active ingredients (for example a protease inhibitor such as FOY and an immunosuppressive agent) and stabilizers.

[0067] The term "organ" as used in the present specification refers to an organ that suffers ischemia during surgery or an organ that can be used for organ transplantation. Such organs include heart, liver, pancreas, kidney, small intestines, etc. The preferable organs are heart, liver, pancreas and kidney, and more preferably the organ is liver.

[0068] The term "administration of the sPLA₂ inhibitor before occurrence of ischemia caused by surgery or cardiac standstill" as used herein refers to administering the sPLA₂ inhibitor before clamping the artery and vein directly connected to the organ in order to prevent a large quantity of bleeding, etc. during operation, or administering the sPLA₂ inhibitor before cardiac standstill of the donor during the surgery for organ transplantation. The administration methods include intravenous injection, oral administration, etc.

[0069] The term "using the solution containing the sPLA₂ inhibitor as a preservation solution" as used in the present specification refers to using a solution containing the sPLA₂ inhibitor as a preservation solution of the organs whose directly connected arteries or veins being ligated at an operation, and using a solution containing the sPLA₂ inhibitor as a preservation solution of the organ before organ transplantation extirpated from a donor to a recipient at a surgery for organ transplantation. The preservation methods include simply allowing the organ to contact with the preservation solution, perfusion of the preservation solution to the organ, etc.

[0070] The term "administering the sPLA₂ inhibitor before reperfusion of the blood to an organ in an ischemic condition by surgery or cardiac standstill" as used in the present specification refers, for example, to administering the sPLA₂ inhibitor in the body before reperfusion so that the sPLA₂ inhibitor can reach the organ in an ischemic condition by surgery immediately after starting reperfusion of the blood to the organ, administering the sPLA₂ inhibitor to a recipient in the surgery for organ transplantation and others before transplantation of the organ. The administration methods include intravenous injection, oral administration, etc.

[0071] The term "administering the sPLA₂ inhibitor to an organ in an ischemic condition by surgery or cardiac standstill after reperfusion of the blood" as used in the present specification refers, for example, to administering the sPLA₂ inhibitor to the organ in the ischemic condition by surgery after reperfusion of the blood, administering the sPLA₂ inhibitor to the organ after transplantation of the organ to a recipient in the organ transplantation surgery and others.

The administration methods include intravenous injection, oral administration, etc.

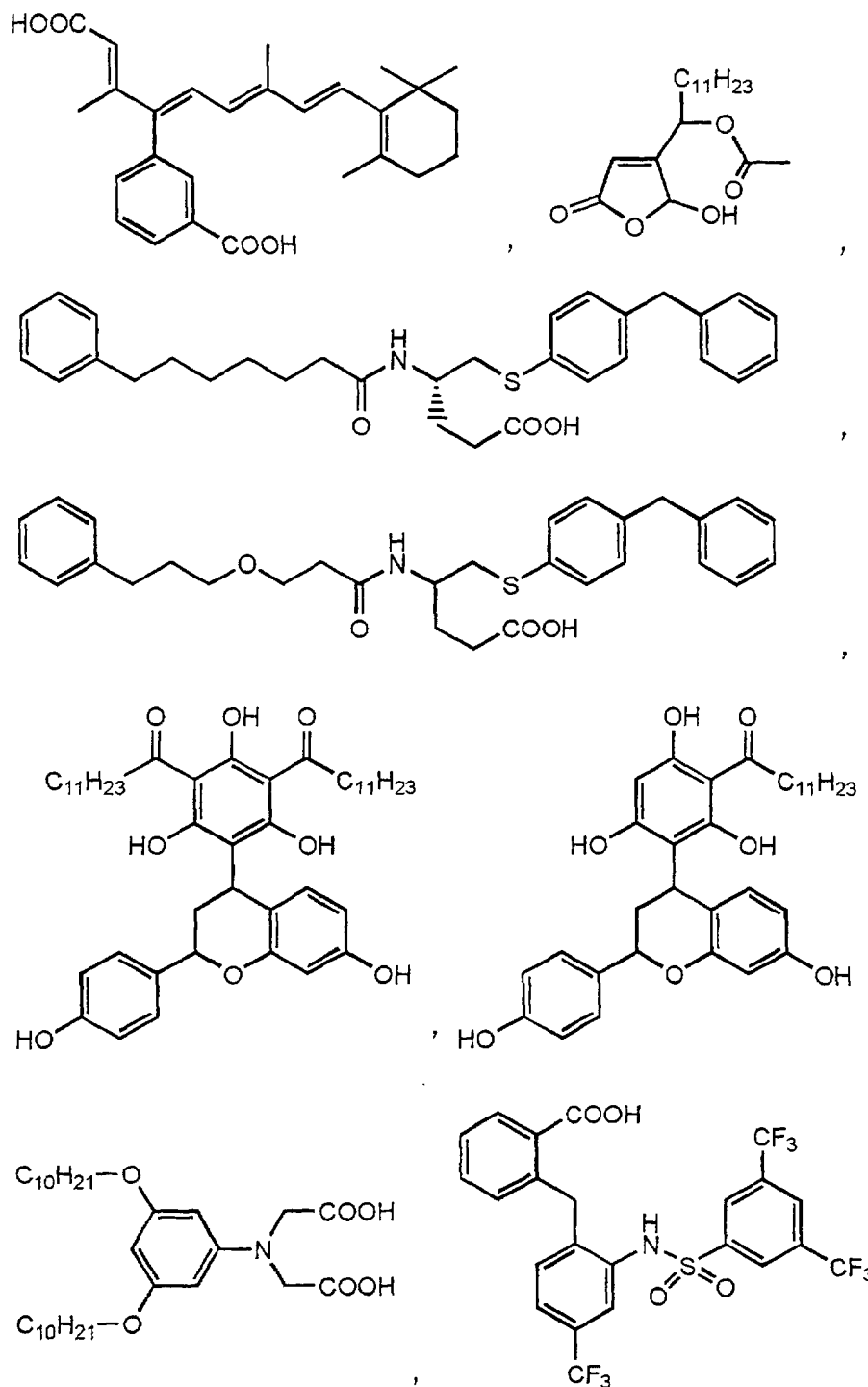
[0072] The term "a method for preservation of an organ characterized in that extirpated organ is preserved by using the preservation solution containing the sPLA₂ inhibitor" as used in the present specification refers to a preservation method of the organ by allowing the organ to contact with the preservation solution containing the sPLA₂ inhibitor, a perfusion method of the preservation solution containing the sPLA₂ inhibitor into the extirpated organ and other method.

[0073] When a compound having a therapeutic or preventive effect for ischemia reperfusion injury has acidic or basic functional groups, various physiologically adequate salts of the compound having higher water solubility can be formed. An example of typical pharmaceutically acceptable salts includes salts with alkali metal and alkaline earth metal such as lithium, sodium, potassium, magnesium, aluminum and the like, but it is to be noted that such pharmaceutically acceptable salts are not limited thereto. A salt is easily manufactured from a free acid by either treating an acid in a solution with a base, or allowing an acid to be in contact with an ion exchange resin. Addition salts of the compounds according to the present invention with relatively non-toxic inorganic bases and organic bases, for example, amine cation, ammonium, and quaternary ammonium derived from nitrogenous bases having a basicity sufficient for forming a salt of the compounds of the present invention are included in the definition of "pharmaceutically acceptable salts". (e.g., S. M. Berge et al., "Pharmaceutical Salts," J. Phar. Sci., 66, 1-19 (1977)) Furthermore, basic groups of a compound according to the present invention are reacted with a suitable organic or inorganic acid to form salts such as acetates, benzenesulfonates, benzoates, bicarbonates, bisulfates, bitartrate, borates, bromides, camcyrates, carbonates, chlorides, clubranates, citrates, edetates, edicrates, estrates, ethylates, fluorides, fumarates, gluseptates, gluconates, glutamates, glycolialsanyrates, hexylresorcinates, hydroxynaphthoates, iodides, isothionates, lactates, lactobionates, laurates, malates, malseates, manderates, mesylates, methylbromides, methylnitrates, methylsulfates, mucates, nacylates, nitrates, oleates, oxarates, palmitates, pantothenates, phosphates, polygalacturonates, salicrates, stearates, subacetates, succinates, tanates, tartrates, tosylates, trifluoroacetates, trifluoromethanesulfonates, valerates and the like. In case of forming a hydrate, a questioned compound may be coordinated with a suitable number of water molecules.

[0074] In the case where a compound having a therapeutic or preventive action against ischemia reperfusion injuries has one or more of chiral center(s), it may exist as an optically active member. Likewise, in the case where a compound contains alkenyl or alkenylene, there is a possibility of cis- and trans-isomers. Mixtures of R- and S-isomers as well as of cis- and trans-isomers, and mixtures of R- and S-isomers containing racemic mixture are included in the scope of the present invention. Asymmetric carbon atom may exist also in a substituent such as alkyl group. All such isomers are included in the present invention together with these mixtures. In the case where a specified stereoisomer is desired, either it is manufactured by applying a manner which has been well known by those skilled in the art wherein a starting material having an asymmetrical center which has been previously separated is subjected to stereospecific reaction to the starting material, or it is manufactured by preparing a mixture of stereoisomers, and thereafter separating the mixture in accordance with a well-known manner.

[0075] Prodrug is a derivative of the compound having a therapeutic or preventive action against ischemia reperfusion injuries and a group which can be decomposed chemically or metabolically, and such prodrug is a compound according to the present invention which becomes pharmaceutically active by means of solvolysis or by placing the compound in vivo under a physiological condition. Although a derivative of the compounds according to the present invention exhibits activity in both forms of acid derivative and basic derivative, acid derivative is more advantageous in solubility, tissue affinity, and release control in mammal organism (Bungard, H., Design of Prodrugs, pp. 7-9, 21-24, Elsevier, Amsterdam, 1985). For instance, prodrugs each containing an acid derivative such as an ester which is prepared by reacting a basal acid compound with a suitable alcohol, or an amide which is prepared by reacting a basal acid compound with a suitable amine are well known by those skilled in the art. Simple aliphatic or aromatic esters derived from acid groups contained in the compounds according to the present invention are preferable prodrugs. Particularly preferred prodrugs are C1 - C6 alkyl ester of acidic derivatives such as methyl ester and ethyl ester. Double ester such as (acyloxy)alkyl ester or ((alkyloxycarbonyl)oxy)alkyl ester type prodrugs may be optionally manufactured.

[0076] The term "sPLA₂ inhibitor" as used in the present specification refers to an inhibitor that can prevent or therapeutically significantly reduce decomposition of cell membrane phospholipids initiated by sPLA₂. Specific examples of the inhibitor include the compounds represented by the foregoing general formula (I) to (XXIV), the compounds exemplified by the foregoing general formula (XXVIII) and (XXIX), and the compounds represented by the following formula:



[0077] The term "type II PLA₂ inhibitor" as used in the present specification refers to an inhibitor that can prevent or therapeutically significantly reduce decomposition of cell membrane phospholipids initiated by type-II PLA₂.

[0078] The term "pharmaceutically acceptable" as used in the present specification refers to a carrier, diluent or additive that is compatible with other ingredients in the formulation and is not harmful to recipients.

[0079] The treating or preventing composition of the present invention may be administered to a patient through a variety of routes including oral, aerosol, rectal, percutaneous, subcutaneous, intravenous, intramuscular, and nasal routes. A formulation according to the present invention may be manufactured by combining (for example, admixing) a curatively effective amount of a compound of the present invention with a pharmaceutically acceptable carrier or diluent. The formulation of the present invention may be manufactured with the use of well-known and easily available ingredients in accordance with a known method.

[0080] In case of manufacturing a composition according to the present invention, either active ingredients are admixed with a carrier, or they are diluted with a carrier, or they are contained in a carrier in the form of capsule, sachet, paper, or another container. In case of functioning a carrier as a diluent, the carrier is a solid, semi-solid, or liquid material which functions as a medium. Accordingly, a formulation according to the present invention may be produced in the form of tablet, pill, powder medicine, intraoral medicine, elixir agent, suspending agent, emulsifier, dissolving agent, syrup agent, aerosol agent (solid in liquid medium), and ointment. Such a formulation may contain up to 10% of an active compound. It is preferred to prepare a compound having a therapeutic or preventive action against ischemia reperfusion injuries of this invention prior to administration.

[0081] Any suitable carrier which has been well known by those skilled in the art may be used for the formulation. In such formulation, a carrier is in the form of solid, liquid, or a mixture of solid and liquid. For instance, a compound having a therapeutic or preventive action against ischemia reperfusion injuries is dissolved into 4% dextrose/0.5% sodium citrate aqueous solution so as to be 2 mg/ml concentration for intravenous injection. Solid formulation includes powder, tablet, and capsule. Solid carrier consists of one or more of material(s) for serving also as fragrant, lubricant, dissolving agent, suspension, binder, tablet disintegrator, capsule. A tablet for oral administration contains a suitable excipient such as calcium carbonate, sodium carbonate, lactose, calcium phosphate and the like together with a disintegrator such as corn starch, alginic acid and the like and/or a binder such as gelatin, acacia and the like, and a lubricant such as magnesium stearate, stearic acid, talc and the like.

[0082] In a powder medicine, a carrier is a finely pulverized solid which is blended with finely pulverized active ingredients. In a tablet, active ingredients are admixed with a carrier having required binding power in a suitable ratio, and it is solidified in a desired shape and size. Powder medicine and tablet contain about 1 to about 99% by weight of the active ingredients being novel compounds according to the present invention. An example of suitable solid carriers includes magnesium carbonate, magnesium stearate, talc, sugar, lactose, pectin, dextrin, starch, gelatin, tragacanth gum, methyl cellulose, sodium carboxymethylcellulose, low-melting wax, and cocoa butter.

[0083] An axenic liquid formulation contains suspending agent, emulsifier, syrup agent, and elixir agent. Active ingredients may be dissolved or suspended into a pharmaceutically acceptable carrier such as sterile water, a sterile organic solvent, a mixture thereof and the like. Active ingredients may be dissolved frequently into a suitable organic solvent such as propylene glycol aqueous solution. When finely pulverized active ingredients are dispersed into aqueous starch, sodium carboxymethylcellulose solution, or suitable oil, the other compositions can be prepared.

[0084] The compound having a therapeutic or preventive action against ischemia reperfusion injury may be dissolved or suspended in a pharmaceutically acceptable carrier such as sterilized water, sterilized organic solvent or a mixture thereof for use as a preservation solution. Other compositions suitable for preservation of organs may be added in the preservation solution. Required concentration of the preservation solution is, for example, 0.01 mol/L to 100 mol/L, preferably 0.1 mol/L to 10 mol/L, which is a concentration showing protective effect on organs.

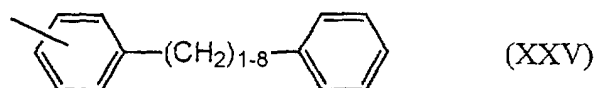
[0085] An appropriate dosage varies with the conditions of the patients, an administration route, their age, and their body weight. In the case of intravenous injection to an adult, the dosage can generally be between 0.01 - 10 mg/kg/day, preferably 0.1 - 1 mg/kg/day.

[0086] In the present specification, the term "alkyl" employed alone or in combination with other terms means a straight or branched chain monovalent hydrocarbon group having a specified number of carbon atoms. An example of the alkyl includes methyl, ethyl, n-propyl, isopropyl, n-butyl, isobutyl, sec-butyl, tert-butyl, n-pentyl, n-hexyl, n-heptyl, n-octyl, n-nonyl, n-decanyl, n-undecanyl, n-dodecanyl, n-tridecanyl, n-tetradecanyl, n-pentadecanyl, n-hexadecanyl, n-heptadecanyl, n-octadecanyl, n-nonadecanyl, n-eicosanyl and the like.

[0087] The term "alkenyl" employed alone or in combination with other terms in the present specification means a straight or branched chain monovalent hydrocarbon group having a specified number of carbon atoms and at least one double bond. An example of the alkenyl includes vinyl, allyl, propenyl, crotonyl, isopentenyl, a variety of butenyl isomers and the like.

[0088] The term "alkynyl" used in the present specification means a straight or branched chain monovalent hydrocarbon group having a specified number of carbon atoms and at least one triple bond. The alkynyl may contain (a) double bond(s). An example of the alkynyl includes ethynyl, propynyl, 6-heptynyl, 7-octynyl, 8-nonynyl and the like.

[0089] The term "carbocyclic group" used in the present specification means a group derived from a saturated or unsaturated, substituted or unsubstituted 5 to 14 membered, preferably 5 to 10 membered, and more preferably 5 to 7 membered organic nucleus whose ring forming atoms (other than hydrogen atoms) are solely carbon atoms. A group containing two to three of the carbocyclic group is also included in the above stated group. An example of typical carbocyclic groups includes cycloalkyl (such as cyclopropyl, cyclobutyl, cyclopentyl, cyclohexyl, cycloheptyl, and cyclooctyl); cycloalkenyl (such as cyclobutenyl, cyclopentenyl, cyclohexenyl, cycloheptenyl, and cyclooctenyl); phenyl, naphthyl, norbornyl, bicycloheptadienyl, indenyl, stilbenyl, terphenyl, phenylcyclohexenyl, acenaphthyl, anthoryl, biphenyl, bibenzyl, and a phenylalkylphenyl derivative represented by the formula (XXV):

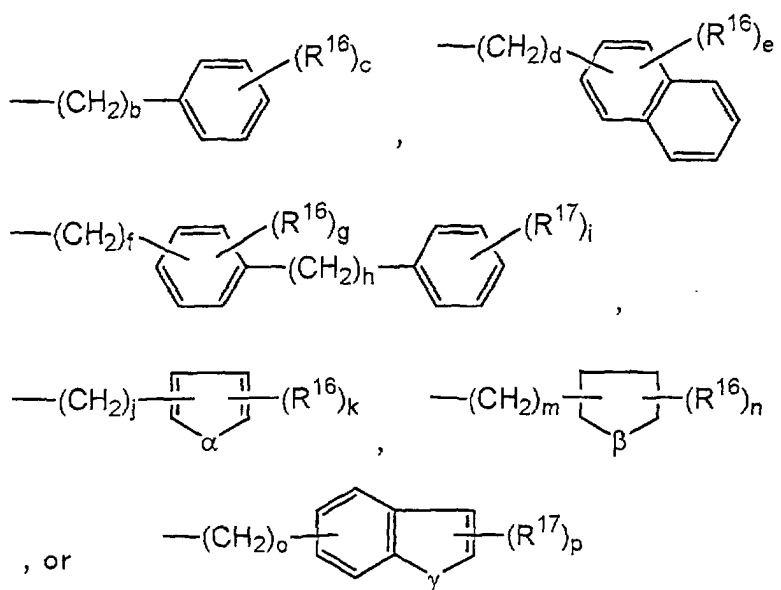


[0090] Phenyl, cyclohexyl or the like is preferred as a carbocyclic group in the R⁵, R⁶, R¹⁵, R¹⁶, R²², and R²⁵.

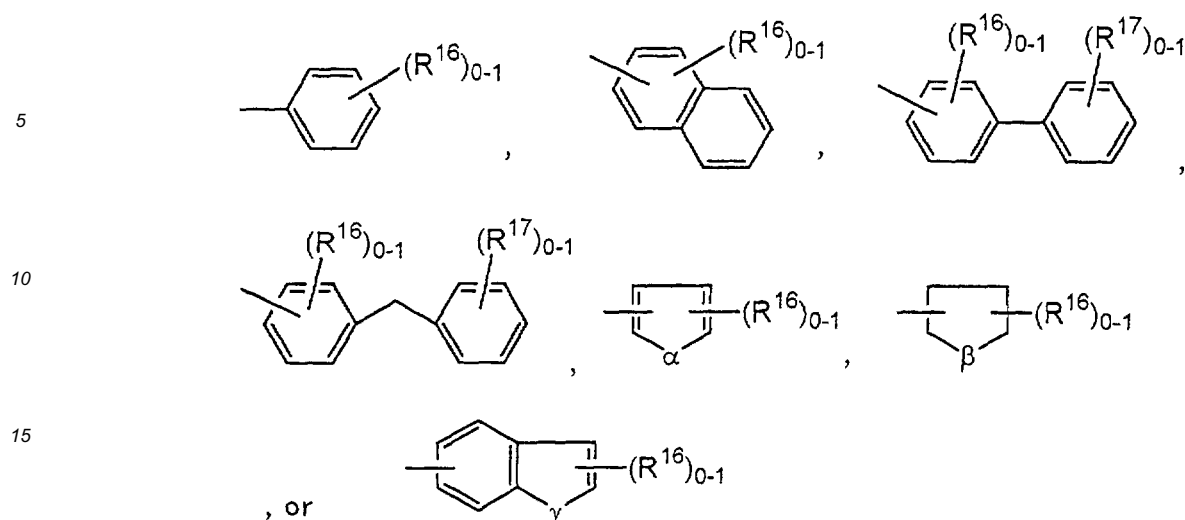
[0091] The term "heterocyclic group" used in the present specification means a group derived from monocyclic or polycyclic, saturated or unsaturated, substituted or unsubstituted heterocyclic nucleus having 5 to 14 ring atoms and containing 1 to 3 hetero atoms selected from the group consisting of nitrogen atom, oxygen atom, and sulfur atom. An example of the heterocyclic group includes pyridyl, pyrrolyl, furanyl, benzofuranyl, thienyl, benzothienyl, pyrazolyl, imidazolyl, phenylimidazolyl, triazolyl, isoxazolyl, oxazolyl, thiazolyl, thiadiazolyl, indolyl, carbazolyl, norharmanyl, aza-indolyl, benzofuranyl, dibenzofuranyl, dibenzothiophenyl, indazolyl, imidazo[1,2-a]pyridinyl, benzotriazolyl, anthranilyl, 1,2-benzisoxazolyl, benzoxazolyl, benzothiazolyl, purinyl, puridiny, dipyridinyl, phenylpyridinyl, benzylpyridinyl, pyrimidinyl, phenylpyrimidinyl, pyrazinyl, 1,3,5-triazinyl, quinolyl, phthalazinyl, quinazolinyl, quinoxalinyl and the like.

[0092] Pyridyl, thienyl or the like is preferred as a heterocyclic group in the R⁵, R⁶, R¹⁵, R¹⁶, R²², and R²⁵

[0093] Preferred carbocyclic and heterocyclic groups in R¹ are a group represented by the formula:



wherein b, d, f, h, j, m, and o are each independently an integer from 0 to 2, R¹⁶ and R¹⁷ are each independently halogen, C1 to C10 alkyl, C1 to C10 alkyloxy, C1 to C10 alkylthio, phenyl, or C1 to C10 haloalkyl, α is oxygen atom or sulfur atom, β is -CH₂- or -(CH₂)₂-, γ is oxygen atom or sulfur atom, c, i, and p are each independently an integer from 0 to 5, e is an integer from 0 to 7, g is an integer from 0 to 4, k and n are each independently an integer from 0 to 3. When the above c, e, f, g, i, k, n, and/or p are 2 or more, a plural number of R¹⁶ or R¹⁷ may be different from one another. When R¹⁶ is a substituent on the naphthyl group, the substituent may be substituted at any arbitrary position on the naphthyl group. A more preferable example includes a group represented by the formula:



wherein R^{16} , R^{17} , α , β , and γ are the same as defined above. When R^{16} is a substituent on the naphthyl group, the substituent may be substituted at any arbitrary position on the naphthyl group.

[0094] The term "non-interfering substituent" in the present specification means a group suitable for substitution of the above described "carbocyclic group", "heterocyclic group", and a skelton. An example of the non-interfering substituents includes C1 to 10 alkyl, C2 to C6 alkenyl, C2 to C6 alkynyl, C7 to C12 aralkyl (such as benzyl and phenethyl), C7 to C12 alkaryl, C3 to C8 cycloalkyl, C3 to C8 cycloalkenyl, phenyl, tolyl, xylyl, biphenyl, C1 to C10 alkyloxy, C1 to C6 alkyloxy C1 to C6 alkyl (such as methoxymethyl, ethoxymethyl, methoxyethyl, and ethoxyethyl), C1 to C6 alkyloxy C1 to C6 alkyloxy (such as methoxymethoxy and methoxyethoxy), C1 to C6 alkyloxycarbonyl (such as methylcarbonyl and ethylcarbonyl), C1 to C6 alkylcarbonylamino (such as methylcarbonylamino and ethylcarbonylamino), C1 to C6 alkyloxyamino (such as methoxyamino and ethoxyamino), C1 to C6 alkyloxyaminocarbonyl (such as methoxyaminocarbonyl and ethoxyaminocarbonyl), mono or di C1 to C6 alkylamino (such as methylamino, ethylamino, dimethylamino, and ethylmethylamino), C1 to C10 alkylthio, C1 to C6 alkylthiocarbonyl (such as methylthiocarbonyl and ethylthiocarbonyl), C1 to C6 alkylsulfinyl (such as methylsulfinyl and ethylsulfinyl), C1 to C6 alkylsulfonyl (such as methylsulfonyl and ethylsulfonyl), C2 to C6 haloalkyloxy (such as 2-chloroethoxy and 2-bromoethoxy), C1 to C6 haloalkylsulfonyl (such as chloromethylsulfonyl and bromomethylsulfonyl), C1 to C10 haloalkyl, C1 to C6 hydroxyalkyl (such as hydroxymethyl and hydroxyethyl), C1 to C6 alkyloxycarbonyl (such as methoxycarbonyl and ethoxycarbonyl), $-(CH_2)_{1-8}-O-(C1 \text{ to } C6 \text{ alkyl})$, benzyloxy, aryloxy (such as phenyloxy), arylthio (such as phenylthio), $-(CONHSO_2R^{76})$, $-CHO$, amino, amidino, halogen, carbamyl, carboxy, carbalkyloxy, $-(CH_2)_{1-8}-COOH$ (such as carboxymethyl, carboxyethyl, and carboxypropyl), cyano, cyanoguanidino, guanidino, hydrazido, hydrazino, hydroxy, hydroxyamino, nitro, phosphono, $-SO_3H$, thioacetal, thiocarbonyl, C1 to C6 carbonyl, carbocyclic groups, heterocyclic groups and the like wherein R^{76} is C1 to C6 alkyl or aryl. These groups may be substituted with at least one substituent selected from the group consisting of C1 to C6 alkyl, C1 to C6 alkyloxy, C2 to C6 haloalkyloxy, C1 to C6 haloalkyl, and halogen.

[0095] Preferable are halogen, C1 to C6 alkyl, C1 to C6 alkyloxy, C1 to C6 alkylthio, and C1 to C6 haloalkyl as the "non-interfering substituent" in "substituted with non-interfering substituent" in the R^1 , R^5 , R^6 , and R^{25} . More preferable are halogen, C1 to C3 alkyl, C1 to C3 alkyloxy, C1 to C3 alkylthio, and C1 to C3 haloalkyl.

[0096] Preferable are C1 to C6 alkyl, aralkyl, C1 to C6 alkyloxy, C1 to C6 alkylthio, C1 to C6 hydroxyalkyl, C2 to C6 haloalkyloxy, halogen, carboxy, C1 to C6 alkyloxycarbonyl, aryloxy, arylthio, carbocyclic groups, and heterocyclic groups as the "non-interfering substituents" in the R^3 , R^4 , R^5 , R^6 , R^{23} , R^{25} , R^{60} , R^{61} , R^{72} , and R^{73} . More preferable are C1 to C6 alkyl, aralkyl, carboxy, C1 to C6 hydroxyalkyl, phenyl, and C1 to C6 alkyloxycarbonyl.

[0097] The term "halogen" in the present specification means fluorine, chlorine, bromine, and iodine.

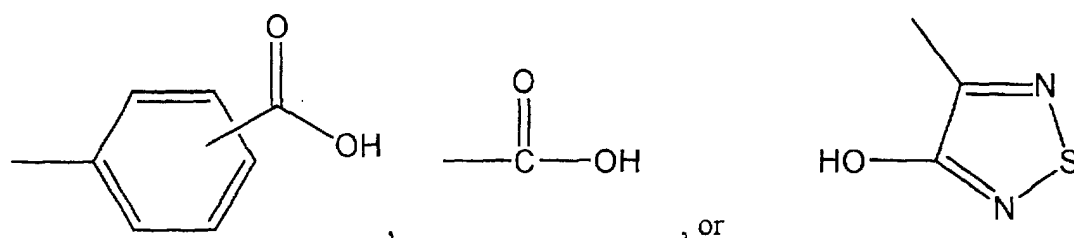
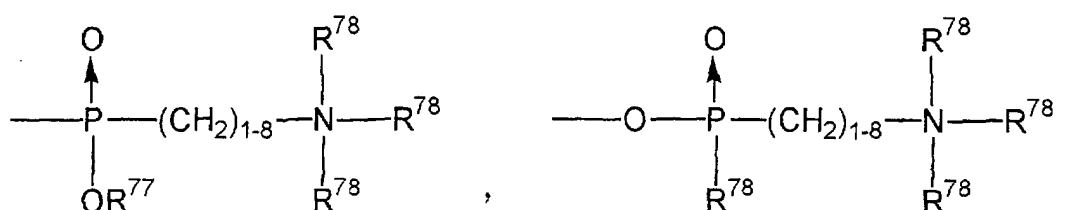
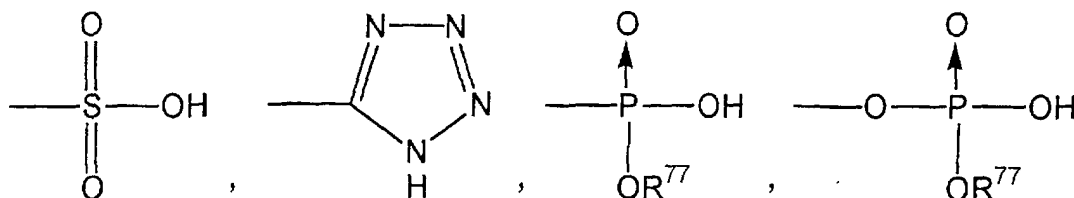
[0098] The term "cycloalkyl" in the present specification means a monovalent cyclic hydrocarbon group having a specified number of carbon atoms. An example of the cycloalkyl includes cyclopropyl, cyclobutyl, cyclopentyl, cyclohexyl, cycloheptyl, cyclooctyl and the like.

[0099] The term "cycloalkenyl" in the present specification means a monovalent cyclic hydrocarbon group having a specified number of carbon atoms and at least one double bond(s). An example of the cycloalkenyl includes 1-cyclopropenyl, 2-cyclopropenyl, 1-cyclobutenyl, 2-cyclobutenyl and the like.

[0100] In the present specification, an example of "alkyloxy" includes methyloxy, ethyloxy, n-propyloxy, isopropyloxy, n-butyloxy, n-pentyloxy, n-hexyloxy and the like.

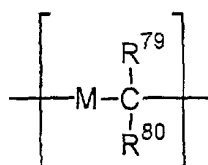
[0101] In the present specification, an example of "alkylthio" includes methylthio, ethylthio, n-propylthio, isopropylthio, n-butylthio, n-pentylthio, n-hexylthio and the like.

[0102] The term "acidic group" in the present specification means an organic group functioning as a proton donor capable of hydrogen bonding when attached to a basic structure through a suitable linking atom (hereinafter defined as "acid linker"). An example of the acidic group includes a group represented by the formula:



wherein R^{77} is hydrogen atom, a metal, or C1 to C10 alkyl and each R^{78} is independently hydrogen atom or C1 to C10 alkyl. Preferable is -COOH, -SO₃H, or P(O)(OH)₂. More preferable is -COOH.

[0103] The term "acid linker" in the present specification means a divalent linking group represented by a symbol -(L²)-, and it functions to join a basic structure to an "acidic group" in the general relationship. An example of it includes a group represented by the formula:



wherein M is -CH₂-, -O-, -N(R⁸¹)-, or -S-, and R⁷⁹ and R⁸⁰ are independently hydrogen atom, C1 to C10 alkyl, aryl, aralkyl, carboxy, or halogen. Preferable are -O-CH₂-, -S-CH₂-, -N(R⁸¹)-CH₂-, -CH₂-CH₂-, -O-CH(CH₃)-, or -O-CH((CH₂)₂Ph)- wherein R⁸¹ is C1 to C6 alkyl and Ph is phenyl. More preferable is -O-CH₂- or -S-CH₂-.

[0104] In the present specification, the term "acid linker length" means the number of atoms (except for hydrogen atoms) in the shortest chain of a linking group -(L²)- which connects a basic structure with the "acidic group". The presence of a carbocyclic ring in -(L²)- counts as the number of atoms approximately equivalent to the calculated diameter of the carbocyclic ring. Thus, a benzene and cyclohexane ring in the acid linker counts as two atoms in calculating the length of -(L²)-. A preferable length is 2 to 3.

[0105] The term "haloalkyl" in the present specification means the above described "alkyl" substituted with the above described "halogen" at arbitrary position(s). An example of the haloalkyl includes chloromethyl, trifluoromethyl, 2-chloromethyl, 2-bromomethyl and the like.

[0106] The term "hydroxyalkyl" in the present specification means the aforementioned "alkyl" substituted with hydroxy at arbitrary position(s). An example of the hydroxyalkyl includes hydroxymethyl, 2-hydroxyethyl, 3-hydroxypropyl and the like. In this case, hydroxymethyl is preferable.

[0107] In the present specification, the term "haloalkyl" in "haloalkyloxy" is the same as defined above. An example of it includes 2-chloroethyloxy, 2,2,2-trifluoroethyloxy, 2-chloroethyloxy and the like.

[0108] The term "aryl" in the present specification means a monocyclic or condensed cyclic aromatic hydrocarbon. An example of the aryl includes phenyl, 1-naphthyl, 2-naphthyl, anthryl and the like. Particularly, phenyl and 1-naphthyl are preferred.

[0109] The term "aralkyl" in the present specification means a group wherein the aforementioned "alkyl" is substituted with the above-mentioned "aryl". Such aryl may have a bond at any substitutable position. An example of it includes benzyl, phenethyl, phenylpropyl (such as 3-phenylpropyl), naphthylmethyl (such as 1-naphthylmethyl) and the like.

[0110] An example of the "alkyloxycarbonyl" in the present specification includes methyloxycarbonyl, ethyloxycarbonyl, n-propyloxycarbonyl and the like.

[0111] An example of the "aryloxy" in the present specification includes phenyloxy and the like.

[0112] An example of the "arylthio" in the present specification includes phenylthio and the like.

[0113] The term "halophenyl" in the present specification includes a phenyl substituted with one or more above mentioned "halogen". An example of it includes fluorophenyl, chlorophenyl, bromophenyl, iodophenyl, difluorophenyl, dichlorophenyl, dibromophenyl, trifluorophenyl, trichlorophenyl, tribromophenyl, chlorofluorophenyl, bromochlorophenyl, and the like.

Brief Description of Drawings

[0114]

FIG. 1 is a graph showing the change of AST as an index of hepatic functions, wherein the axis of ordinate shows the measured values (in IU/L) and the axis of abscissa shows the time (the time 2h/I means 2 hours after ischemia and the others represent the time after perfusion).

FIG. 2 is a graph showing the change of ALT as an index of hepatic functions, wherein the axis of ordinate shows the measured values (in IU/L) and the axis of abscissa shows the time after reperfusion.

FIG. 3 is a graph showing the change of LDH as an index of hepatic functions, wherein the axis of ordinate shows the measured values (in IU/L) and the axis of abscissa shows the time (the time 2h/I means 2 hours after ischemia and the others represent the times after perfusion).

FIG. 4 is a graph showing the change of the local blood flow before and after ischemic condition, wherein the axis of ordinate shows the percentage (%) to the blood flow before ischemia and the axis of abscissa shows the time ("pre15 min" means 15 minutes after administration of the compound (1), "5 min/I" means 5 minutes after ischemia, and "5 min/R" means 5 minutes after perfusion).

FIG. 5 is a graph showing the change of AST as an index of hepatic functions, wherein the axis of ordinate shows the measured value (in IU/L) and the axis of abscissa shows the time after reperfusion.

FIG. 6 is a graph showing the change of ALT as an index of hepatic functions, wherein the axis of ordinate shows the measured value (in IU/L) and the axis of abscissa shows the time (the time after reperfusion).

FIG. 7 is a graph showing the change of LDH as an index of hepatic functions, wherein the axis of ordinate shows the measured value (in IU/L) and the axis of abscissa shows the time ("2h/I" means 2 hours after ischemia and the others represent the time after perfusion).

FIG. 8 is a graph showing the change of the local blood flow before and after ischemic condition, wherein the axis of ordinate shows the percentage (%) to the blood flow before ischemia and the axis of abscissa shows the time ("pre15 min" means 45 minutes before ischemia, "5 min/I" means 5 minutes after ischemia, and "5 min/R" means 5 minutes after perfusion).

Best Mode for Carrying Out the Invention

[0115] The action of the composition for treating or preventing ischemia reperfusion injury according to the present

invention was investigated as follows.

[0116] Beagle dogs (female, 10 to 12 kg) are used for experimental animals. Under the control of general anesthesia by inserting a tube into the trachea, a bypass is formed between the portal vein, femoral vein and external jugular vein. After completely ablating the perihepatic band, the hepatoduodenal ligament and inferior vena cava on and under liver are respectively clumped to prepare so called Total Hepatic Vascular Exclusion Model. An auxiliary circulation is applied during this two hour's operation. Ischemia is continued for two hours, and reperfusion of the blood is resumed by releasing the clump. Various physiological changes are confirmed under laparotomy until three hours after reperfusion and thereafter abdomen is sutured (the method for maintaining anesthesia during this period follows the existing protocol, and fluctuation of the blood pressure and the like are not corrected by different anesthetic methods). Survival at two weeks after the surgery is confirmed.

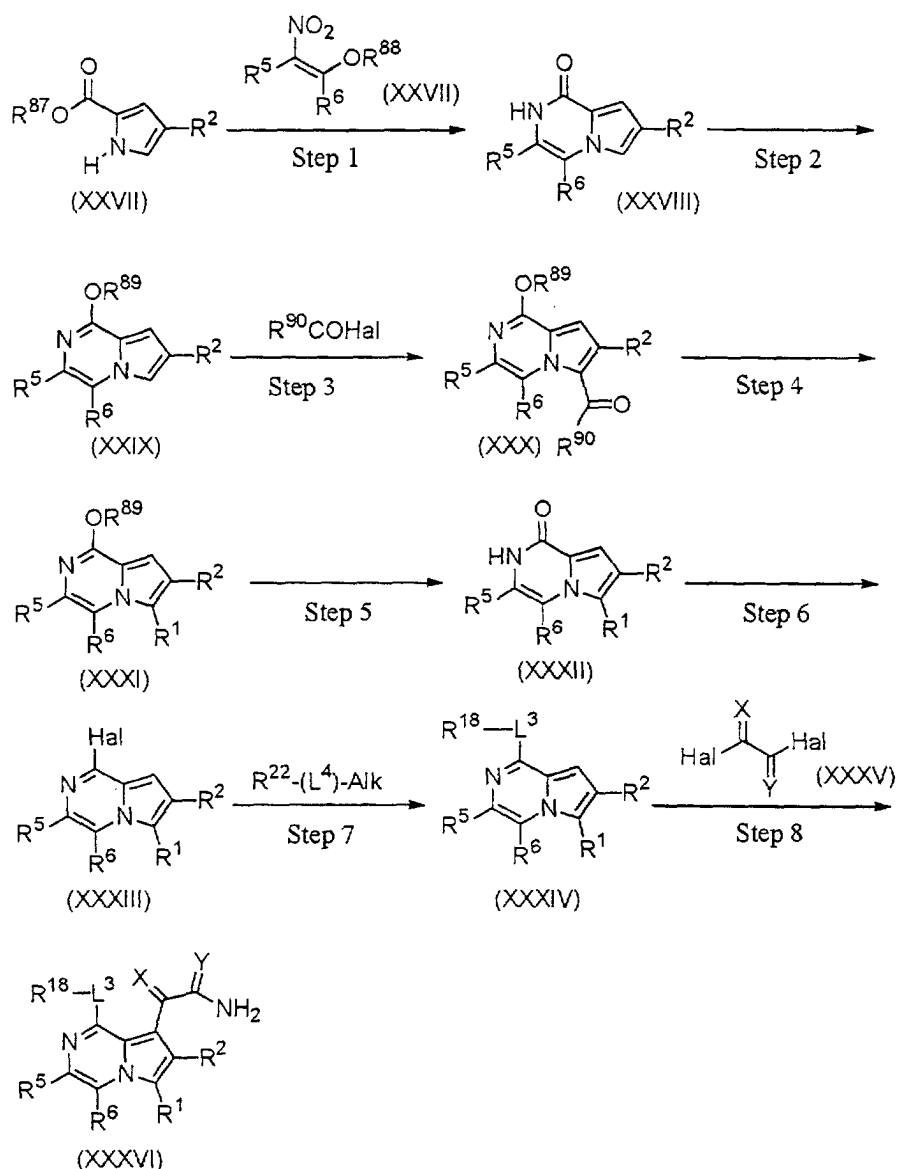
[0117] The test compound is administered before and after warm ischemia. The compound is administered by intravenous injection.

[0118] Various factors related to the hepatic function and blood flow of hepatic tissues were measured by sampling over time from the peripheral artery and hepatic vein.

[0119] Tissue injury caused by 12 hour's cold ischemia has been known to correspond to the injury caused by one hour's warm ischemia. Therefore, the experimental system according to the present invention can assume one hour's warm ischemia in the organ transplantation surgery and 12 hour's cold preservation of the organ.

[0120] The compounds represented by the general formula (I) to (XX) can be synthesized by the methods known in the art described in EP-620214 (Japanese Patent Laid-open No. 7-010838, US-5578634), EP-620215 (Japanese Patent Laid-open No. 7-025850, US-5684034), EP-675110 (Japanese Patent Laid-open No. 7-285933, US-5654326), WO96/03120 (Japanese Patent Laid-open No. 10-505336), WO96/03376 (Japanese Patent Laid-open No. 10-503208, US-5641800), WO96/03383 (Japanese Patent Laid-open No. 10-505584), WO97/21664 (EP-779271), WO97/21716 (EP-779273), WO98/18464 (EP-839806), WO98/24437 (EP-846687), WO98/24756, WO98/24794, WO98/25609 and the like.

[0121] The compounds represented by the general formula (XXI) to (XXII) can be synthesized by the schemes described below.



wherein R¹, R², R⁵, R⁶, R¹⁸, X, Y, and L³ are as defined above; R⁸⁷, R⁸⁸, and R⁸⁹ are C1 to C3 alkyl; R⁹⁰ is a residue of R¹; Hal is a halogen; and Alk is an alkali metal.

(Step 1)

[0122] The present step is the one for constructing pyrrolo[1,2-a]pyrazine ring, and it may be conducted in accordance with a process described in J. Chem. Soc., Perkin Trans. 1, 1990, 311-314.

(Step 2)

[0123] The present step is the one for transforming the ketone at 1-position into an alkyloxy group. To the compound (XXVII) is added a halogenating agent such as phosphorus oxychloride, phenylphosphonic dichloride and the like, and the resulting mixture is refluxed for 1 to 8 hours, preferably 3 to 5 hours. The resulting compound is dissolved in an alcohol (for example, methanol, ethanol, and n-propanol), an alkali metal compound of C1 to C3 alcohol (for example, sodium methoxide, and sodium ethoxide), sodium p-toluenesulfonate and the like are added to the solution, and the mixture is stirred at 70°C to 120°C, preferably 80°C to 100°C for 5 to 36 hours, preferably 12 to 24 hours. When the resulting product is subjected to a usual work-up, the compound (XXIX) can be obtained.

(Step 3)

[0124] The present step is the one for introducing a substituent to 6-position of pyrrolo[1,2-a]pyrazine, and it may be carried out by Friedel-Crafts reaction. The compound (XXIX) is dissolved in a solvent such as 1,2-dichloroethane, methylene chloride and the like, $R^{90}COHal$ and Lewis acid (for example, $AlCl_3$, SbF_5 , BF_3 and the like) are added gradually to the solution at $-78^\circ C$ to $10^\circ C$, preferably $-20^\circ C$ to ice-cooling, and the resulting mixture is stirred at $-10^\circ C$ to $10^\circ C$, preferably $0^\circ C$ to $10^\circ C$ for 5 to 30 minutes, preferably 10 to 20 minutes. Alternatively, the reaction may be carried out in such that the compound (XXIX) is dissolved in $R^{90}COHal$ without using any solvents, and then, the step is continued in accordance with the same manner as that described above. When the resulting product is subjected to a usual work-up, the compound (XXX) can be obtained (see J. Med. Chem., 39, 3636-58 (1996)).

(Step 4)

[0125] The present step is the one for reducing the carbonyl group at 6-position of pyrrolo[1,2-a]pyrazine to transform the same into methylene. Lewis acid (for example, $AlCl_3$ and the like) is dissolved in a solvent such as methylene chloride, tetrahydrofuran and the like, a reducing agent such as boron-t-butylamine complex, sodium borohydride and the like is added to the solution at $-20^\circ C$ to $10^\circ C$, preferably under ice-cooling, and the resulting mixture is stirred for 5 to 30 minutes, preferably 10 to 20 minutes. The compound (XXX) dissolved in methylene chloride, tetrahydrofuran and the like is added to the reaction mixture at $-20^\circ C$ to $10^\circ C$, preferably under ice-cooling, the resulting mixture is stirred preferably for 20 to 30 minutes, and further the stir is continued at $15^\circ C$ to $40^\circ C$, preferably $20^\circ C$ to $30^\circ C$ for 1 to 5 hours, preferably 2 to 3 hours. When the resulting product is subjected to a usual work-up, the compound (XXXI) can be obtained (see J. Med. Chem., 39, 3635-58 (1996)).

(Step 5)

[0126] The present step is the one for transforming the alkyloxy group at 1-position into ketone. An acid such as concentrated hydrochloric acid and the like is added to the compound (XXXI), and the mixture is stirred at $80^\circ C$ to $150^\circ C$, preferably $100^\circ C$ to $120^\circ C$ for 1 to 5 hours, preferably 2 to 3 hours. When the resulting product is subjected to a usual work-up, the compound (XXXII) can be obtained.

(Step 6)

[0127] The present step is the one for transforming the ketone at 1-position into a halogen. A halogenating agent such as phosphorus oxychloride, phenylphosphonic dichloride and the like is added to the compound (XXXII), and the mixture is refluxed for 1 to 8 hours, preferably 3 to 5 hours. When the resulting product is subjected to an ordinary work-up, the compound (XXXIII) can be obtained.

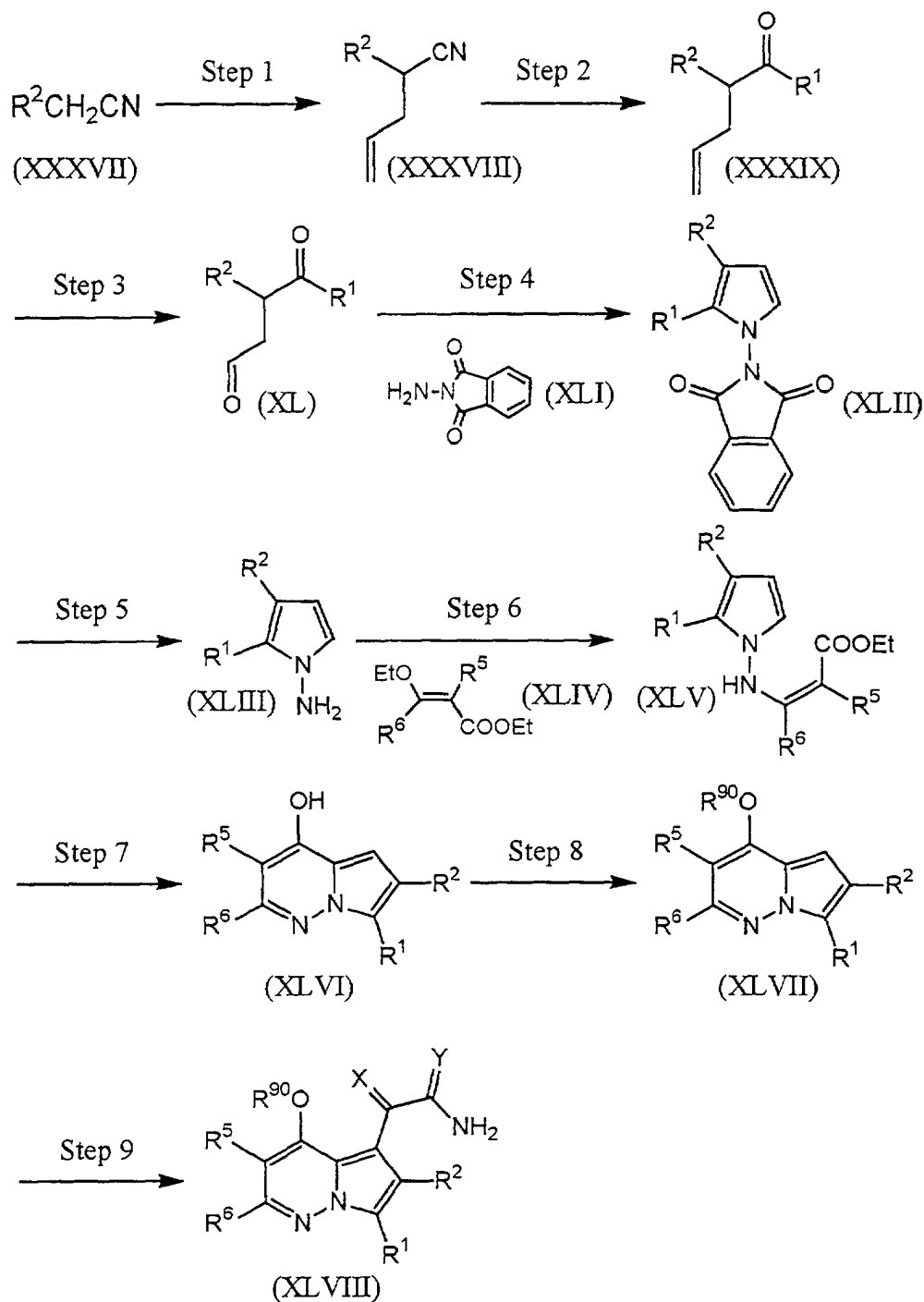
(Step 7)

[0128] The present step is the one for transforming the halogen at 1-position into $(-L^3-R^{18})$. To a suspension of $R^{18}-L^3-H$ and an alkali metal compound such as sodium and the like are added the compound (XXXIII) and sodium p-toluenesulfinate or the like, and the mixture is stirred at $70^\circ C$ to $120^\circ C$, preferably $80^\circ C$ to $100^\circ C$ for 5 to 36 hours, preferably 12 to 24 hours. When the resulting product is subjected to an ordinary work-up, the compound (XXXIV) can be obtained.

(Step 8)

[0129] The present step is the one for introducing a substituent to 8-position. The compound (XXXIV) is dissolved in a solvent such as 1,2-dichloroethane, tetrahydrofuran and the like, $Hal-C(=X)-C(=Y)-Hal$ (for example, oxalyl chloride) and a base such as N-methylmorpholine, triethylamine and the like are added to the solution, and the mixture is stirred at $30^\circ C$ to $70^\circ C$, preferably $40^\circ C$ to $60^\circ C$ for 1 to 10 hours, preferably 3 to 6 hours. The reaction mixture is poured into cold aqueous ammonia, and the resulting mixture is stirred for 5 to 30 minutes, preferably 10 to 20 minutes. When the resulting product is subjected to an ordinary work-up, the compound (XXXVI) can be obtained.

[0130] The compounds represented by the general formula (XXIII) to (XXIV) can be synthesized by the schemes described below.



wherein R^1 , R^2 , R^5 , R^6 , X , and Y are as defined above; R^{90} is an acidic group.

(Step 1)

[0131] To a solution of the compound (XXXVII) which is commercially available or is synthesized in accordance with well-known method in a solvent such as tetrahydrofuran, diethyl ether, and ethylene glycol dimethyl ether is added a base such as lithium diisopropyl amide and n-butyllithium at -78°C to -20°C , preferably -78°C to -60°C . To the reaction mixture is added alkenyl halide such as allyl bromide and allyl chloride at the same temperature and the resulting mixture is stirred for 1 to 24 h, preferably 1 to 8 h. After the reaction mixture is subjected to a usual work-up, the compound (XXXVIII) can be obtained (see J. Chem. Soc. Parkin. Trans.1, 1987, 1986).

(Step 2)

[0132] To a solution of the compound (XXXVIII) in a solvent such as tetrahydrofuran, diethyl ether, and ethylene glycol dimethyl ether is added Grignard reagent (R^1MgHal : Hal is a halogen) at $-20\text{ }^{\circ}\text{C}$ to $0\text{ }^{\circ}\text{C}$, preferably $-15\text{ }^{\circ}\text{C}$ to $-10\text{ }^{\circ}\text{C}$ and the resulting mixture is stirred for 1 to 15 h, preferably 1 to 8 h at $-20\text{ }^{\circ}\text{C}$ to $30\text{ }^{\circ}\text{C}$, preferably $0\text{ }^{\circ}\text{C}$ to $25\text{ }^{\circ}\text{C}$. After the reaction mixture is subjected to a usual work-up, the compound (XXXIX) can be obtained (see Synthesis, 996, 1988).

(Step 3)

[0133] The present step includes ozone-oxidation of the double bond. A solution of the compound (XXXIX) in a solvent such as dichloromethane, ethyl acetate, and methanol is treated with ozone at $-78\text{ }^{\circ}\text{C}$ to $0\text{ }^{\circ}\text{C}$, preferably $-78\text{ }^{\circ}\text{C}$ to $-60\text{ }^{\circ}\text{C}$. Without isolating the ozonide, the mixture is treated with a reducing agent such as dimethyl sulfide, triphenylphosphine, triethoxyphosphine, and zinc-acetic acid or hydrogen to give the aldehyde derivative (XL).

(Step 4)

[0134] To a solution of the compound (XL) in a solvent such as dioxane, tetrahydrofuran, and diethyl ether are added the compound (XLI) and an acid such as hydrochloric acid, sulfuric acid, and acetic acid. The resulting mixture is stirred for 0.5 to 3 h at $50\text{ }^{\circ}\text{C}$ to $100\text{ }^{\circ}\text{C}$ to give the pyrrole derivative (XLII) which is protected by phthalimide at N-position (Chem. Ber., 102, 3268, 1969).

(Step 5)

[0135] The present step is the one for deprotecting the phthalimide group of the compound (XLII). This step may be carried out in accordance with a usual deprotecting method as described in Protective Groups in Organic Synthesis, Theodora W Green (John Wiley & Sons). For example, to a solution of the compound (XLII) in an alcohol solvent such as ethanol is added hydrazine and the resulting mixture is stirred for 0.5 to 3 h at $50\text{ }^{\circ}\text{C}$ to $100\text{ }^{\circ}\text{C}$ to give the amino derivative (XLIII).

(Step 6)

[0136] The present step is the one for alkylating the amino group. The compound (XLIII) and the compound (XLIV) are reacted for 10 to 60 min at $100\text{ }^{\circ}\text{C}$ to $150\text{ }^{\circ}\text{C}$ to give the compound (XLV) (see J. Heterocyclic Chem., 31, 409, 1994).

(Step 7)

[0137] The present step is the one for constructing pyrrolo[1,2-b]pyridazine ring. The compound (XLV) is dissolved in a solvent such as Dowtherm-A and SAS-296 and the mixture is stirred for 1 to 8 h at $150\text{ }^{\circ}\text{C}$ to $250\text{ }^{\circ}\text{C}$ to give the pyrrolo[1,2-b]pyridazine derivative (XLVI) (see J. Heterocyclic Chem., 31, 409, 1994). The hydroxy group at 4-position is converted into halogen by the usual method, then the halogen is may be converted into a thiol group or the like.

(Step 8)

[0138] To a solution of the compound (XLVI) in a solution such as tetrahydrofuran and dimethylformamide are added a base such as potassium carbonate and sodium hydride and $R^{26}Hal$ (Hal is halogen) and the resulting mixture is stirred for 1 to 15 h at $0\text{ }^{\circ}\text{C}$ to $100\text{ }^{\circ}\text{C}$, preferably $20\text{ }^{\circ}\text{C}$ to $40\text{ }^{\circ}\text{C}$ to give the compound (XLVII),

(Step 9)

[0139] The present step is the one for introducing a substituent to 5-position. The compound (XLVII) is dissolved in a solvent such as 1,2-dichloroethane, tetrahydrofuran, and $Hal-C(=X)-C(=Y)-Hal$ (for example, oxalyl chloride) and a base such as N-methylmorpholine, triethylamine are added to the solution, and the mixture is stirred for 1 to 10 h, preferably 3 to 6 h at $30\text{ }^{\circ}\text{C}$ to $70\text{ }^{\circ}\text{C}$, preferably $40\text{ }^{\circ}\text{C}$ to $60\text{ }^{\circ}\text{C}$. The reaction mixture is poured into cold aqueous ammonia, and the resulting mixture is stirred for 5 to 30 minutes, preferably 10 to 20 minutes. After the reaction mixture is subjected to an ordinary work-up, the compound (XLVIII) can be obtained.

[0140] In the examples, the following abbreviations are used.

AST : Aspartate transaminase
 ALT : Alanine aminotransferase
 LDH : Lactic dehydrogenase
 HTBF : Hepatic tissue blood flow
 min : minute
 h : hour

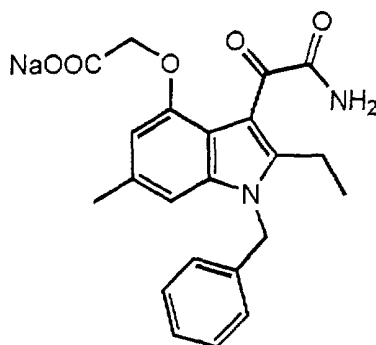
Example

Example 1 Measurement of hepatic function related factors by administration before ischemia

[0141] Beagle dogs (female, 10 to 12 kg) are used for experimental animals. Under the control of general anesthesia by inserting a tube into the trachea, a bypass was formed between the portal vein, femoral vein and external jugular vein. After completely ablating the perihepatic band, the hepatoduodenal ligament and inferior vena cava on and under liver are respectively clamped to prepare so called Total Hepatic Vascular Exclusion Model. An auxiliary circulation is applied during this two hour's operation. Ischemia is continued for two hours, and reperfusion of the blood is resumed by releasing the clamp. Various physiological changes are confirmed under laparotomy until three hours after reperfusion and thereafter abdomen is sutured (the method for maintaining anesthesia during this period follows the existing protocol, and fluctuation of the blood pressure and the like are not corrected by different anesthetic methods). The blood is collected from the peripheral artery to measure AST, ALT and LDH as indexes of the hepatic functions. Survival at two weeks after the surgery is confirmed.

Compound (1):

[0142]



[0143] The experimental group is divided into two groups with and without administration of the compound (1). In other words, the group only the drug for maintaining anesthesia is administered is a control group, and the group the compound (1) is additionally administered is a treatment group. The control group consists of 12 animals and the treatment group 6 animals.

[0144] A dosage of 0.2 mg/kg/hr of the compound (1) was administered by continuous intravenous injection through the peripheral vein during the period of one hour from before ischemia to the occurrence of ischemia.

[0145] The results are shown in FIGS. 1 to 3.

Example 2 Measurement of the blood flow in the hepatic tissue by administration before ischemia

[0146] The blood flow in the hepatic tissue was measured using a laser Doppler method.

[0147] The results are shown in FIG. 4.

Example 3 Measurement of the blood flow in the hepatic tissue by administration after ischemia

[0148] The experiments were carried out by the same method as in Example 1. A dosage of 0.2 mg/kg/hr of the compound (1) was administered by continuous intravenous injection through the peripheral vein for one hour from 20 minutes before blood reperfusion to 40 minutes after the reperfusion.

[0149] The results are shown in FIGS. 5 to 7.

Example 4 Measurement of blood flow in the hepatic tissue by administration after ischemia

[0150] The blood flow in the hepatic tissue was measured by the same method as in Examples 2 and 3.

[0151] The results are shown in FIG. 8.

[0152] FIG. 1 shows that the hepatic function is maintained by administration of the compound (1) before ischemia in the treatment group, since the AST value is significantly suppressed in the treatment group compared with the control group.

[0153] FIG. 2 shows that the hepatic function is maintained by administration of the compound (1) before ischemia in the treatment group, since the ALT value is significantly suppressed in the treatment group compared with the control group.

[0154] FIG. 3 shows that the hepatic function is maintained by administration of the compound (1) before ischemia in the treatment group, since the LDH value is significantly suppressed in the treatment group compared with the control group.

[0155] FIG. 4 shows that the blood flow in the liver after reperfusion is significantly increased in the treatment group administered the compound (1) before ischemia compared with the control group, in which the blood flow in the liver is decreased compared with that ischemic condition.

[0156] FIG. 5 shows that the hepatic function is maintained in the treatment group by administration of the compound (1) after ischemia, since the AST value is significantly suppressed compared with the control group.

[0157] FIG. 6 shows that the hepatic function is maintained in the treatment group by administration of the compound (1) after ischemia, since the ALT value is significantly suppressed compared with the control group.

[0158] FIG. 7 shows that the hepatic function is maintained in the treatment group by administration of the compound (1) after ischemia, since the LDH value is significantly suppressed compared with the control group.

[0159] FIG. 8 shows that the blood flow after reperfusion is significantly increased in the treatment group administered the compound (1) before ischemia as compared with the control group, in which the blood flow in the liver is decreased compared with that before ischemic condition.

Formulation Example

[0160] It is to be noted that the following Formulation Examples 1 to 8 are mere illustration, but not intended to limit the scope of the invention. The term "active ingredient" means the compound of this invention having a therapeutic or preventive action against ischemia reperfusion injuries, the prodrugs thereof, their pharmaceutical acceptable salts, or their solvates.

Formulation Example 1

[0161] Hard gelatin capsules are prepared using of the following ingredients:

	Dose (mg/capsule)
Active ingredient	250
Starch, dried	200
Magnesium stearate	10
Total	460 mg

Formulation Example 2

[0162] A tablet is prepared using of the following ingredients:

	Dose (mg/tablet)
Active ingredient	250
Cellulose, microcrystals	400
Silicon dioxide, fumed	10
Stearic acid	5
Total	665 mg

[0163] The components are blended and compressed to form tablets each weighing 665 mg.

EP 1 157 704 A1

Formulation Example 3

[0164] An aerosol solution is prepared containing the following components:

	Weight
Active ingredient	0.25
Ethanol	25.75
Propellant 22 (chlorodifluoromethane)	74.00
Total	<u>100.00</u>

[0165] The active compound is mixed with ethanol and the admixture added to a portion of the propellant 22, cooled to -30 °C and transferred to filling device. The required amount is then fed to stainless steel container and diluted with the reminder of the propellant. The valve units are then fitted to the container.

Formulation Example 4

[0166] Tablets, each containing 60 mg of active ingredient, are made as follows.

Active ingredient	60 mg
Starch	45 mg
Microcrystals cellulose	35 mg
Polyvinylpyrrolidone (as 10% solution in water)	4 mg
Sodium carboxymethyl starch	4.5 mg
Magnesium stearate	0.5 mg
Talc	<u>1 mg</u>
Total	<u>150 mg</u>

[0167] The active ingredient, starch, and cellulose are passed through a No. 45 mesh U.S. sieve, and the mixed thoroughly. The aqueous solution containing polyvinylpyrrolidone is mixed with the resultant powder, and the admixture then is passed through a No. 14 mesh U.S. sieve. The granules so produced are dried at 50°C and passed through a No. 18 mesh U.S. sieve. The sodium carboxymethyl starch, magnesium stearate, and talc, previously passed through No. 60 mesh U.S. sieve, are then added to the granules which, after mixing, are compressed on a tablet machine to yield tablets each weighing 150 mg.

Formulation Example 5

[0168] Capsules, each containing 80 mg of active ingredient are made as follows:

Active ingredient	80 mg
Starch	59 mg
Microcrystals cellulose	59 mg
Magnesium stearate	<u>2 mg</u>
Total	<u>200 mg</u>

[0169] The active ingredient, cellulose, starch, and magnesium stearate are blended, passed through a No. 45 mesh U.S. sieve, and filled into hard gelatin capsules in 200 mg quantities.

Formulation Example 6

[0170] Suppository, each containing 225 mg of active ingredient, are made as follows:

Active ingredient	225 mg
Saturated fatty acid glycerides	<u>2000 mg</u>
Total	<u>2225 mg</u>

EP 1 157 704 A1

[0171] The active ingredient is passed through a No. 60 mesh U.S. sieve and suspended in the saturated fatty acid glycerides previously melted using the minimum heat necessary. The mixture is then poured into a suppository mold of nominal 2g capacity and allowed to cool.

Formulation Example 7

[0172] Suspensions, each containing 50 mg of active ingredient per 5 ml dose, are made as follows:

Active ingredient	50 mg
Sodium carboxymethyl cellulose	50 mg
Syrup	1.25 ml
Benzoic acid solution	0.10 ml
Flavor	q.v.
Color	q.v.
Purified water to total	5 ml

[0173] The active ingredient is passed through a No. 45 U.S. sieve, and mixed with the sodium carboxymethyl cellulose and syrup to form a smooth paste. The benzoic acid solution, flavor and color are diluted with a portion of the water and added, with stirring. Sufficient water is then added to produce the required volume.

Formulation Example 8

[0174] An intravenous formulation may be prepared as follows:

Active ingredient	100 mg
Isotonic saline	1000 ml

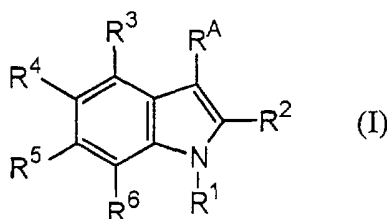
[0175] The solution of the above ingredients generally is administered intravenously to a subject at a rate of 1 ml per minute.

Industrial Applicability

[0176] The PLA₂ inhibitor according to the present invention has an action for treating or preventing ischemia reperfusion injury. Therefore, the compound is useful as the therapeutic or preventive composition in a surgery for organ transplantation and in a surgery that may cause ischemia in the organ.

Claims

1. A composition for treating or preventing ischemia reperfusion injury which contains an sPLA₂ inhibitor as an active ingredient.
2. A composition for treating or preventing ischemia reperfusion injury of claim 1 wherein the sPLA₂ inhibitor is a type-II PLA₂ inhibitor.
3. A composition for treating or preventing ischemia reperfusion injury of claim 1 which contains a compound as an active ingredient, which is represented by the formula (I):



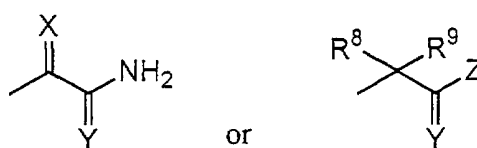
wherein R^1 is a group selected from (a) C7 to C20 alkyl, C7 to C20 alkenyl, C7 to C20 alkynyl, carbocyclic groups, and heterocyclic groups, (b) the groups represented by (a) each substituted independently with at least one group selected from non-interfering substituents, and (c) $-(L^1)-R^7$ wherein L^1 is a divalent linking group of 1 to 18 atom (s) selected from hydrogen atom(s), nitrogen atom(s), carbon atom(s), oxygen atom(s), and sulfur atom(s), wherein the combination atoms in L^1 are selected from the group consisting of i) carbon and hydrogen only, ii) sulfur only, iii) oxygen only, iv) nitrogen and hydrogen only, v) carbon, hydrogen, and sulfur only, and vi) carbon, hydrogen, and oxygen only and R^7 is a group selected from the groups (a) and (b);

R^2 is hydrogen atom, halogen, C1 to C3 alkyl, C3 to C4 cycloalkyl, C3 to C4 cycloalkenyl, C1 to C3 alkyloxy, or C1 to C3 alkylthio;

R^3 and R^4 are each independently hydrogen atom, non-interfering substituents, or $-(L^2)-(\text{acidic group})$ wherein L^2 is an acid linker having an acid linker length of 1 to 5, provided that one of R^3 and R^4 is $-(L^2)-(\text{acidic group})$;

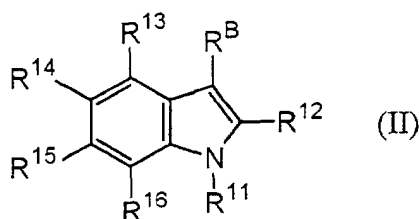
R^5 and R^6 are each independently hydrogen atom, non-interfering substituents, carbocyclic groups, carbocyclic groups substituted with a non-interfering substituent(s), heterocyclic groups, or heterocyclic groups substituted with a non-interfering substituent(s); and

R^A is a group represented by the formula:

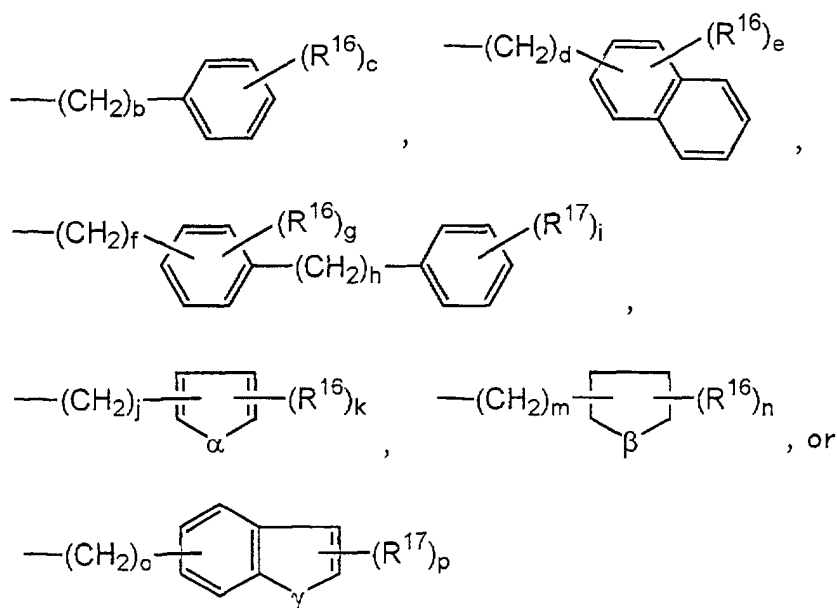


wherein R^8 and R^9 are each independently hydrogen atom, C1 to C3 alkyl or halogen; X and Y are each independently oxygen atom or sulfur atom; and Z is $-NH_2$ or $-NHNH_2$; the prodrugs thereof; their pharmaceutically acceptable salts; or their hydrates.

4. A composition for treating or preventing ischemia reperfusion injury of claim 1 which contains a compound as an active ingredient, which is represented by the formula (II):



wherein R^{11} is $-(CH_2)_a-R^{10}$ wherein a is an integer from 1 to 6 and R^{10} is a group represented by the formula:

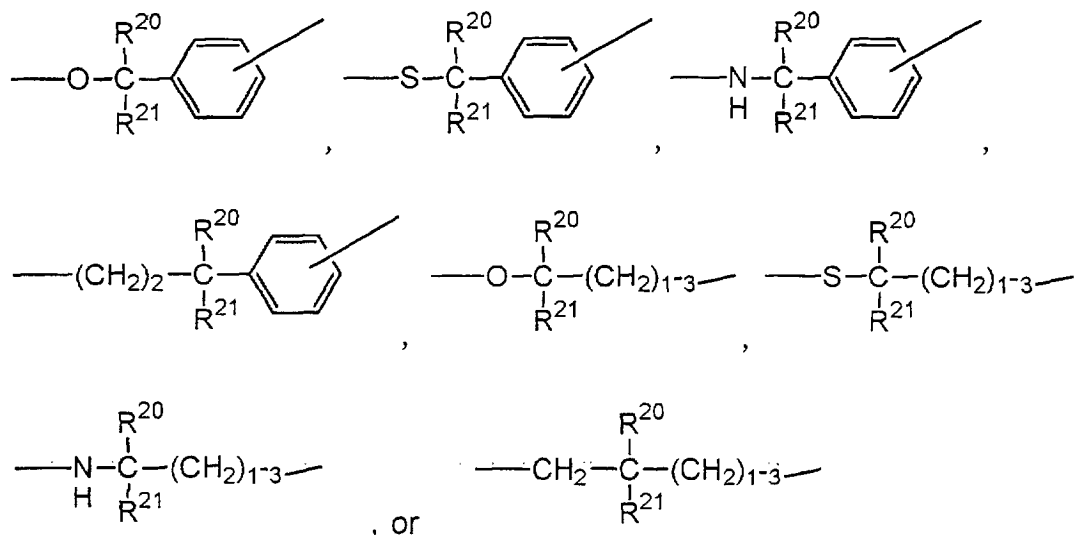


wherein b, d, f, h, j, m, and o are each independently an integer from 0 to 2, R¹⁶ and R¹⁷ are each independently halogen, C1 to C10 alkyl, C1 to C10 alkoxy, C1 to C10 alkylthio, phenyl, or C1 to C10 haloalkyl, α is oxygen atom or sulfur atom, β is -CH₂- or -(CH₂)₂-, γ is oxygen atom or sulfur atom, c, i, and p are each independently an integer from 0 to 5, e is an integer from 0 to 7, g is an integer from 0 to 4, k and n are each independently an integer from 0 to 3;

R¹² is halogen, C1 to C3 alkyl, or C3 to C4 cycloalkyl;

R¹³ is hydrogen atom or -(L³)-R¹⁸ wherein L³ is -OCH₂-, -SCH₂-, -NHCH₂-, -CH₂-CH₂-, -O-CH(CH₃)- or -O-CH(CH₂CH₂Ph)-, R¹⁸ is -COOH, -SO₃H, or -P(O)(OH)₂, and Ph is phenyl;

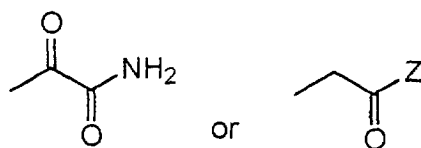
R¹⁴ is hydrogen atom or -(L⁴)-R¹⁹ wherein L⁴ is a group represented by the formula:



wherein R²⁰ and R²¹ are each independently hydrogen atom, C1 to C10 alkyl, C1 to C10 aralkyl, carboxy, alkoxy, carbonyl, or halogen, R¹⁹ is -COOH, -SO₃H, or -P(O)(OH)₂, provided that R¹³ and R¹⁴ are not hydrogen atom at the same time;

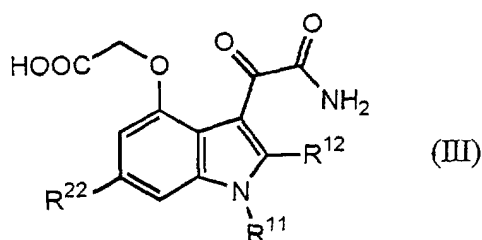
R¹⁵ and R¹⁶ are each independently hydrogen atom, C1 to C6 alkyl, aralkyl, C1 to C6 alkoxy, C1 to C6 alkylthio, C1 to C6 hydroxyalkyl, C2 to C6 haloalkoxy, halogen, carboxy, C1 to C6 alkoxy, carbonyl, aryloxy, arylthio, carbocyclic groups, or heterocyclic groups; and

R^B is a group represented by the formula:



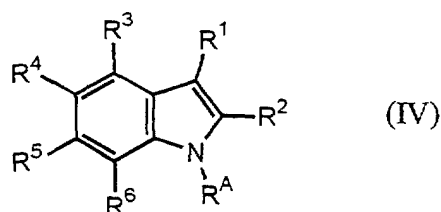
wherein Z is as defined above;
the prodrugs thereof; their pharmaceutically acceptable salts; or their hydrates.

5. A composition for treating or preventing ischemia reperfusion injury of claim 1 which contains a compound as an active ingredient, which is represented by the formula (III):



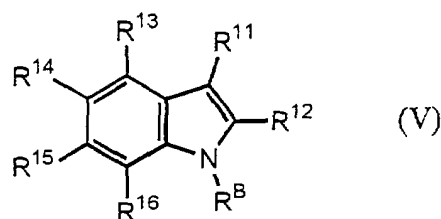
wherein R¹¹ and R¹² are as defined above;
R²² is hydrogen atom, C1 to C6 alkyl, carboxy, carbocyclic groups, or heterocyclic groups;
the prodrugs thereof; their pharmaceutically acceptable salts; or their hydrates.

6. A composition for treating or preventing ischemia reperfusion injury of claim 1 which contains a compound as an active ingredient, which is represented by the formula (IV):



wherein R¹, R², R³, R⁴, R⁵, R⁶, and R^A are as defined above, provided that one of R³ and R⁴ is -(L²)-(acidic group);
the prodrugs thereof; their pharmaceutically acceptable salts; or their hydrates.

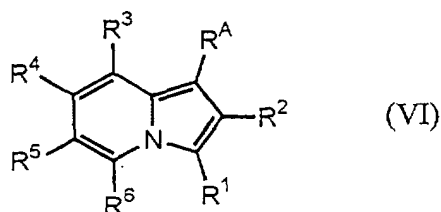
7. A composition for treating or preventing ischemia reperfusion injury of claim 1 which contains a compound as an active ingredient, which is represented by the formula (V):



wherein R¹¹, R¹², R¹³, R¹⁴, R¹⁵, R¹⁶, and R^B are as defined above, provided that R¹³ and R¹⁴ are not hydrogen atom at the same time;

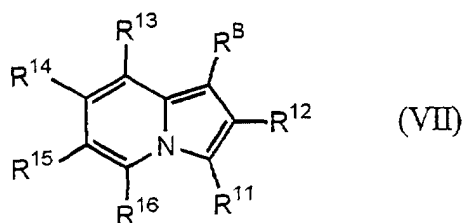
the prodrugs thereof; their pharmaceutically acceptable salts; or their hydrates.

8. A composition for treating or preventing ischemia reperfusion injury of claim 1 which contains a compound as an active ingredient, which is represented by the formula (VI):



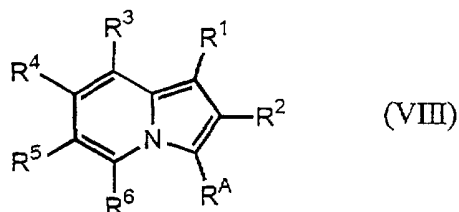
wherein R¹, R², R³, R⁴, R⁵, R⁶, and R^A are as defined above, provided that one of R³ and R⁴ is -(L²)-(acidic group); the prodrugs thereof; their pharmaceutically acceptable salts; or their hydrates.

9. A composition for treating or preventing ischemia reperfusion injury of claim 1 which contains a compound as an active ingredient, which is represented by the formula (VII):



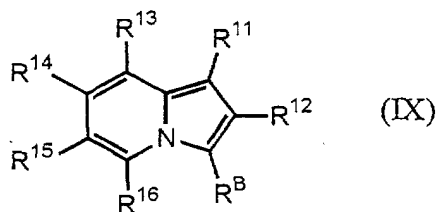
wherein R¹¹, R¹², R¹³, R¹⁴, R¹⁵, R¹⁶, and R^B are as defined above, provided that R¹³ and R¹⁴ are not hydrogen atom at the same time; the prodrugs thereof; their pharmaceutically acceptable salts; or their hydrates,

10. A composition for treating or preventing ischemia reperfusion injury of claim 1 which contains a compound as an active ingredient, which is represented by the formula (VIII):



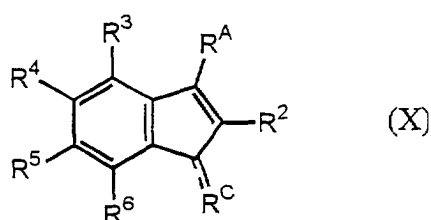
wherein R¹, R², R³, R⁴, R⁵, R⁶, and R^A are as defined above, provided that one of R³ and R⁴ is -(L²)-(acidic group); the prodrugs thereof; their pharmaceutically acceptable salts; or their hydrates.

11. A composition for treating or preventing ischemia reperfusion injury of claim 1 which contains a compound as an active ingredient, which is represented by the formula (IX):



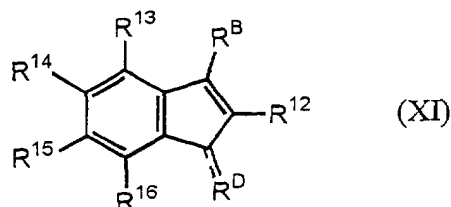
wherein R^{11} , R^{12} , R^{13} , R^{14} , R^{15} , R^{16} , and R^B are as defined above, provided that R^{13} and R^{14} are not hydrogen atom at the same time;
the prodrugs thereof; their pharmaceutically acceptable salts; or their hydrates.

- 12.** A composition for treating or preventing ischemia reperfusion injury of claim 1 which contains a compound as an active ingredient, which is represented by the formula (X):



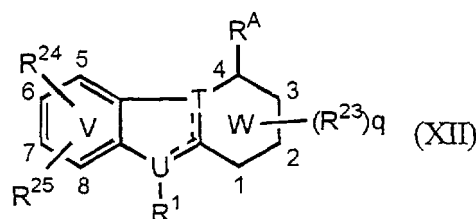
wherein R^2 , R^3 , R^4 , R^5 , R^6 , and R^A are as defined above, a broken line represents the presence or absence of a bond, provided that R^C is the same as defined R^1 when a broken line is absence of a bond, R^C is $=CH-R^1$ when a broken line is presence of a bond wherein R^1 is as defined above, and one of R^3 and R^4 is $-(L^2)-(acidic\ group)$;
the prodrugs thereof; their pharmaceutically acceptable salts; or their hydrates.

- 13.** A composition for treating or preventing ischemia reperfusion injury of claim 1 which contains a compound as an active ingredient, which is represented by the formula (XI):



wherein R^{12} , R^{13} , R^{14} , R^{15} , R^{16} , R^B , and a broken line are as defined above, provided R^D is the same as defined R^1 when a broken line is absence of a bond, R^D is $=CH-(CH_2)_{a-1}-R^{10}$ when a broken line is presence of a bond wherein R^{10} , R^{11} , and a are as defined above, and R^{13} and R^{14} are not hydrogen atom at the same time;
the prodrugs thereof; their pharmaceutically acceptable salts; or their hydrates.

- 14.** A composition for treating or preventing ischemia reperfusion injury of claim 1 which contains a compound as an active ingredient, which is represented by the formula (XII):



wherein R^1 , R^A , and a broken line are as defined above;

R^{23} is non-interfering substituents;

R^{24} is hydroxy or $-O-(CH_2)_r-R^E$ wherein R^E is hydrogen atom, cyano, amino, carbamoyl, $-CONR^{26}R^{27}$, $-NHSO_2R^{28}$, or $-CONHSO_2R^{28}$ wherein R^{26} and R^{27} are each independently C1 to C4 alkyl or phenyl (C1 to C4 alkyl), R^{28} is phenyl substituted with carboxy or $-COO$ (C1 to C4 alkyl), phenyl, C1 to C6 alkyl, trifluoromethyl, or $-(L^2)$ - (acidic group) wherein L^2 is as defined above, and r is an integer from 1 to 5;

R^{25} is non-interfering substituents, carbocyclic groups, carbocyclic groups substituted with a non-interfering substituent(s), heterocyclic groups, and heterocyclic groups substituted by a non-interfering substituent(s); one of T and U is nitrogen atom and the other is carbon atom;

V is benzene ring or pyridine ring wherein the nitrogen atom is at the 5-, 6-, 7-, or 8-position;

W is cyclohexene ring, benzene ring, pyridine ring wherein the nitrogen atom is at the 1-, 2-, or 3-position, or a 6-membered heterocyclic group having one heteroatom selected from the group consisting of sulfur or oxygen at the 1-, 2-, or 3- position, and nitrogen atom at the 1-, 2-, 3-, or 4-position;

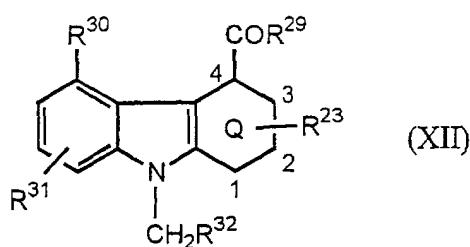
q is an integer from 1 to 3;

provided that R^{24} is not $-O-(CH_2)_tH$ wherein t is 1 or 2 when R^{25} is hydrogen atom and R^1 is benzyl; and

W is a 6-membered heterocyclic group having one heteroatom selected from the group consisting of sulfur or oxygen at the 1-, 2-, or 3- position, and nitrogen atom at the 1-, 2-, 3-, or 4-position when T is nitrogen atom;

the prodrugs thereof; their pharmaceutically acceptable salts; or their hydrates.

15. A composition for treating or preventing ischemia reperfusion injury of claim 1 which contains a compound as an active ingredient, which is represented by the formula (XII):



wherein R^{23} is as defined above;

R^{29} is $-NHNH_2$ or $-NH_2$;

R^{30} is hydroxy or $-O-(CH_2)_r-R^F$ wherein R^F is hydrogen atom, carboxy, carbamoyl, $-COO$ (C1 to C4 alkyl), $-P(=O)(R^{33}R^{34})$ wherein R^{33} and R^{34} are each independently hydroxy or $-O$ (C1 to C4 alkyl), $-SO_3H$, $-SO_3$ (C1 to C4 alkyl), tetrazolyl, cyano, amino, $-NHSO_2R^{35}$, or $-CONHSO_2R^{35}$ wherein R^{35} is C1 to C6 alkyl or trifluoromethyl, phenyl, or phenyl substituted with carboxy or $-COO$ (C1 to C4 alkyl), and r is as defined above;

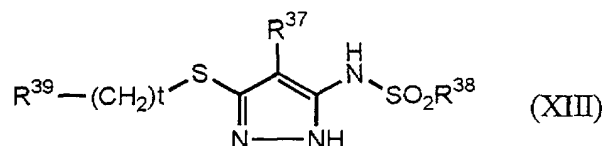
R^{31} is hydrogen atom, $-O$ (C1 to C4 alkyl), halogen, C1 to C6 alkyl, phenyl, (C1 to C4 alkyl)phenyl, $-CH_2OSi$ (C1 to C6 alkyl), furyl, thienyl, C1 to C6 hydroxyalkyl, $-(CH_2)_sR^{36}$ wherein R^{36} is hydrogen atom, carbamoyl, $-NR^{26}NR^{27}$ wherein R^{26} and R^{27} are as defined above, cyano, or phenyl and s is an integer from 1 to 8, or phenyl substituted with C1 to C6 alkyl, halogen, or trifluoromethyl;

R^{32} is hydrogen atom, C5 to C14 alkyl, C3 to C14 cycloalkyl, pyridyl, phenyl, or phenyl substituted with C1 to C6 alkyl, halogen, trifluoromethyl, trifluoromethoxy, C1 to C4 alkoxy, cyano, C1 to C4 alkylthio, phenyl (C1 to C4 alkyl), (C1 to C4 alkyl) phenyl, phenyl, phenyloxy, or naphthyl; and

Q is cyclohexene ring or benzene ring;

the prodrugs thereof; their pharmaceutically acceptable salts; or their hydrates.

16. A composition for treating or preventing ischemia reperfusion injury of claim 1 which contains a compound as an active ingredient, which is represented by the formula (XIII):



wherein R^{37} is phenyl, isoquinoline-3-yl, pyrazinyl, pyridine-2-yl, or pyridine-2-yl substituted at 4-position with C1 to C4 alkyl, C1 to C4 alkoxy, cyano, or $-(CH_2)_0-2CONH_2$;

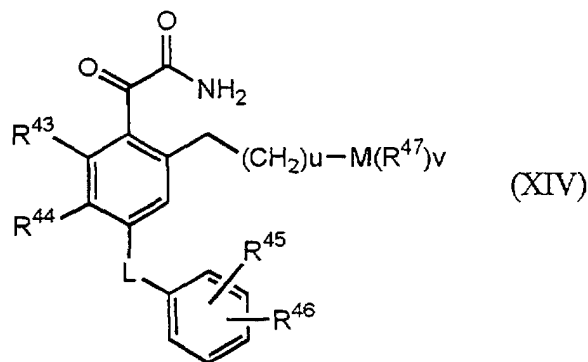
R^{38} is phenyl optionally substituted with 1 to 3 substituents selected from the group consisting of C1 to C4 alkyl, cyano, halogen, nitro, $-COO(C1\text{ to }C4\text{ alkyl})$ and trifluoromethyl, naphthyl, or thienyl optionally substituted with 1 to 3 halogen;

R^{39} is halogen, phenyl, phenyl(C2 to C6 alkenyl), pyridyl, naphthyl, quinolyl, (C1 to C4 alkyl)thiazolyl, phenyl substituted with one or two substituents selected from the group consisting of C1 to C4 alkyl, cyano, carbamoyl, nitro, trifluoromethyl, halogen, C1 to C4 alkoxy, $-COO(C1\text{ to }C4\text{ alkyl})$, phenoxy, and $-SR^{40}$ wherein R^{40} is C1 to C4 alkyl or halophenyl, phenyl substituted with one substituent selected from the group consisting of $-O-(CH_2)_{1-3}R^{41}$ wherein R^{41} is cyano, carboxy, carbamoyl, or tetrazolyl, $-OR^{42}$ wherein R^{42} is cyclopentyl, cyclohexyl, or halogen, and phenyl substituted with C1 to C4 alkoxy or phenyl substituted with methylenedioxy; and

t is an integer from 1 to 5;

the prodrugs thereof; their pharmaceutically acceptable salts; or their hydrates.

17. A composition for treating or preventing ischemia reperfusion injury of claim 1 which contains a compound as an active ingredient, which is represented by the formula (XIV):



wherein R^{43} and R^{44} are each independently hydrogen atom, halogen, or C1 to C4 alkyl;

R^{45} and R^{46} are each independently hydrogen atom, C1 to C4 alkyl, C1 to C4 alkoxy, C1 to C4 alkylthio, halogen, phenyl, or phenyl substituted with halogen;

R^{47} is hydrogen atom or C1 to C4 alkyl;

M is $-CO_2^-$, $-PO_3^-$, or $-SO_3^-$;

L is $-O-$ or $-(CH_2)_{0-1}$;

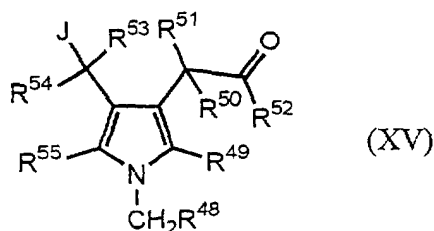
u is an integer from 1 to 8;

provided that v is 1 when M is $-CO_2^-$ or $-PO_3^-$;

v is 1 or 2 when M is $-SO_3^-$;

the prodrugs thereof; their pharmaceutically acceptable salts; or their hydrates.

18. A composition for treating or preventing ischemia reperfusion injury of claim 1 which contains a compound as an active ingredient, which is represented by the formula (XV):



wherein R^{48} is hydrogen atom, C1 to C4 alkyl, phenyl, or phenyl substituted with one or two substituents selected from the group consisting of C1 to C4 alkyl, C1 to C4 alkyloxy, phenyl(C1 to C4 alkyl), C1 to C4 alkylthio, halogen, and phenyl;

R^{49} is hydrogen atom, C1 to C4 alkyl, halogen, C1 to C4 alkyloxy, or C1 to C4 alkylthio;

R^{50} and R^{51} are each independently halogen or R^{50} and R^{51} are taken together to form ;

R^{52} is $-NH_2$ or $-NHNH_2$;

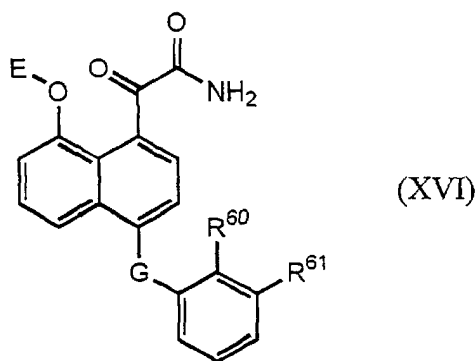
R^{53} and R^{54} are each hydrogen atom or when one of R^{53} and R^{54} is hydrogen atom, the other is C1 to C4 alkyl or $-(CH_2)_{0-4}-R^{56}$ wherein R^{56} is $-CO_2R^{57}$, $-PO_3(R^{57})_2$, $-PO_4(R^{57})_2$, or $-SO_3R^{57}$ wherein R^{57} is each independently C1 to C4 alkyl, or R^{53} and R^{54} , taken together, are $=O$ or $=S$;

R^{55} is hydrogen atom, methyl, or ethyl; and

J is $R^{58}-(C1\text{ to }C6\text{ alkyl})-$, $R^{58}-(C2\text{ to }C6\text{ alkenyl})-$, or phenyl substituted at the ortho position with R^{58} wherein R^{58} is $-(CH_2)_{1-4}R^{59}$ wherein R^{59} is $-CO_2R^{57}$, $-PO_3(R^{57})$, $-PO_4(R^{57})_2$, or $-SO_3R^{57}$ wherein R^{57} is as defined above, and the above phenyl may further be substituted with one or two substituents selected from the group consisting of hydrogen atom, C1 to C4 alkyl, halogen, and C1 to C4 alkyloxy or the above phenyl may be condensed with a phenyl to form a naphthyl group;

the prodrugs thereof; their pharmaceutically acceptable salts; or their hydrates.

19. A composition for treating or preventing ischemia reperfusion injury of claim 1 which contains a compound as an active ingredient, which is represented by the formula (XVI):



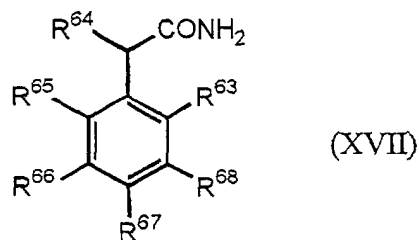
wherein R^{60} and R^{61} are each independently hydrogen atom or non-interfering substituents, provided that at least one of R^{60} and R^{61} is hydrogen atom;

G is $-CH_2-$ or $-O-$; and

E is $-(CH_2)_{1-3}R^{62}$ wherein R^{62} is an acidic group selected from $-CO_2H$, $-SO_3H$, and $-PO(OH)_2$;

the prodrugs thereof; their pharmaceutically acceptable salts; or their hydrates.

20. A composition for treating or preventing ischemia reperfusion injury of claim 1 which contains a compound as an active ingredient, which is represented by the formula (XVII):



wherein R^{63} is hydrogen atom or $-O-(CH_2)_{1-8}R^{69}$ wherein R^{69} is $-CO_2R^{70}$, $-PO_3(R^{70})_2$, or $-SO_3R^{70}$ wherein R^{70} is each independently hydrogen atom or C1 to C4 alkyl;

R^{64} is hydrogen atom or hydroxy;

R^{65} and R^{66} are each independently hydrogen atom, halogen, or C1 to C4 alkyl;

one of R^{67} and R^{68} is $-B-R^{71}$ and the other is hydrogen wherein B is $-O-$ or $-CH_2-$, and R^{71} is phenyl or phenyl substituted with one or two substituents selected from the group consisting of halogen, C1 to C4 alkyl, C1 to C4 alkyloxy, phenyl, and phenyl substituted with one or two halogen;

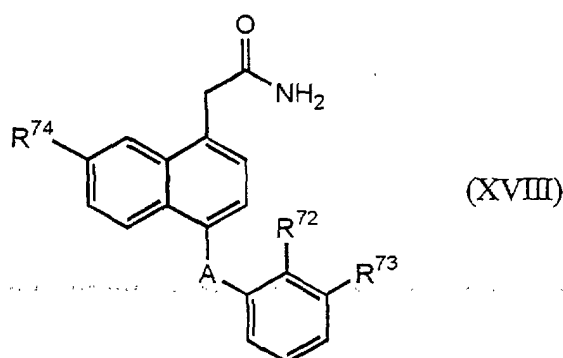
provided R^{63} is hydrogen atom when R^{68} is $-B-R^{71}$;

R^{71} is not phenyl when R^{63} , R^{64} , R^{65} , R^{66} , and R^{68} are hydrogen atom and R^{67} is $-O-R^{71}$;

R^{71} is not phenyl substituted with one methoxy group or two chloro groups when R^{63} , R^{64} , R^{65} , R^{66} , and R^{68} are hydrogen atom and R^{67} is $-CH_2-R^{71}$;

the prodrugs thereof; their pharmaceutically acceptable salts; or their hydrates.

21. A composition for treating or preventing ischemia reperfusion injury of claim 1 which contains a compound as an active ingredient, which is represented by the formula (XVIII):



wherein R^{72} and R^{73} are each independently hydrogen atom or non-interfering substituents, provided that at least one of R^{72} and R^{73} is hydrogen atom;

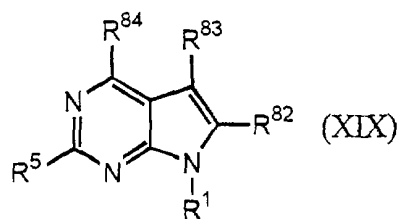
R^{74} is hydrogen atom, $-O-(CH_2)_{2-4}-R^{75}$, $-O-[CH(CH_3)]_{2-4}R^{75}$, or $-O-[CH(CH_2CH_2C_6H_5)]_{2-4}-$

R^{75} wherein R^{75} is $-CO_2H$, $-PO_3H_2$, or $-SO_3H_2$; and

A is $-O-$ or $-CH_2-$;

the prodrugs thereof; their pharmaceutically acceptable salts; or their hydrates.

22. A composition for treating or preventing ischemia reperfusion injury of claim 1 which contains a compound as an active ingredient, which is represented by the formula (XIX):



wherein R¹ and R⁵ are as defined above;

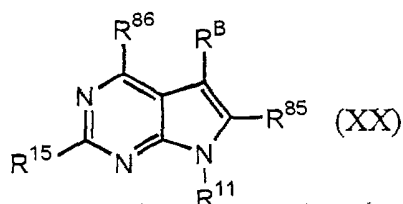
R⁸² is hydrogen atom or a group containing 1 to 4 non-hydrogen atoms with necessary hydrogen atom;

R⁸³ is -(L⁵)-R^A wherein L⁵ is a bond, -CH₂-, -O-, -S-, -NH-, or -C(=O) and R^A is as defined above;

R⁸⁴ is -(L⁶)-(acidic group) wherein L⁶ is an acid linker;

the prodrugs thereof; their pharmaceutically acceptable salts; or their hydrates.

- 23.** A composition for treating or preventing ischemia reperfusion injury of claim 1 which contains a compound as an active ingredient, which is represented by the formula (XX):



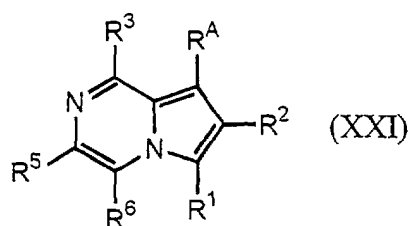
wherein R¹¹, R¹⁵, and R^B are as defined above;

R⁸⁵ is hydrogen atom, methyl, ethyl, propyl; isopropyl, cyclopropyl, C1 to C3 alkyloxy, C1 to C3 alkylthio, C1 to C3 haloalkyl, C1 to C3 hydroxyalkyl, or halogen;

R⁸⁶ is -(L³)-R¹⁸ wherein L³ and R¹⁸ are as defined above;

the prodrugs thereof; their pharmaceutically acceptable salts; or their hydrates.

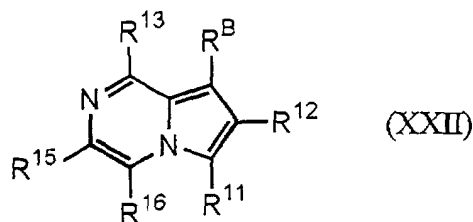
- 24.** A composition for treating or preventing ischemia reperfusion injury of claim 1 which contains a compound as an active ingredient, which is represented by the formula (XXI):



wherein R¹, R², R³, R⁵, R⁶, and R^A are as defined above;

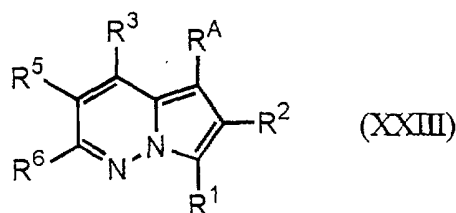
the prodrugs thereof; their pharmaceutically acceptable salts; or their hydrates.

- 25.** A composition for treating or preventing ischemia reperfusion injury of claim 1 which contains a compound as an active ingredient, which is represented by the formula (XXII):



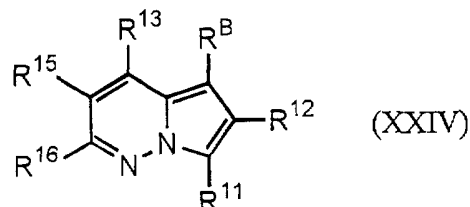
wherein R^{11} , R^{12} , R^{13} , R^{15} , R^{16} , and R^B are as defined above;
the prodrugs thereof; their pharmaceutically acceptable salts; or their hydrates.

26. A composition for treating or preventing ischemia reperfusion injury of claim 1 which contains a compound as an active ingredient, which is represented by the formula (XXIII):



wherein R^1 , R^2 , R^3 , R^5 , R^6 , and R^A are as defined above;
the prodrugs thereof; their pharmaceutically acceptable salts; or their hydrates.

27. A composition for treating or preventing ischemia reperfusion injury of claim 1 which contains a compound as an active ingredient, which is represented by the formula (XXIV):



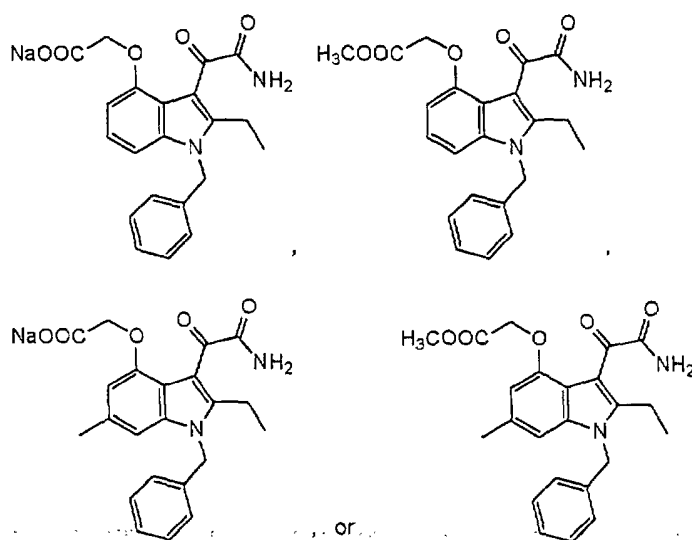
wherein R^{11} , R^{12} , R^{13} , R^{15} , R^{16} , and R^B are as defined above;
the prodrugs thereof; their pharmaceutically acceptable salts; or their hydrates.

28. A composition for treating or preventing ischemia reperfusion injury of claim 1 which contains, as an active ingredient, a compound selected from the group consisting of:

[3-(2-amino-1,2-dioxoethyl)-2-methyl-1-(phenylmethyl)-1H-indole-4-yl]oxy]acetic acid,
dl-2-[[3-(2-amino-1,2-dioxoethyl)-2-methyl-1-(phenylmethyl)-1H-indole-4-yl]oxy]propanoic acid,
[[3-(2-amino-1,2-dioxoethyl)-1-([1,1'-biphenyl]-2-yl-methyl)-2-methyl-1H-indole-4-yl]oxy]acetic acid,
[[3-(2-amino-1,2-dioxoethyl)-1-([1,1'-biphenyl]-3-yl-methyl)-2-methyl-1H-indole-4-yl]oxy]acetic acid,
[[3-(2-amino-1,2-dioxoethyl)-1-([1,1'-biphenyl]-4-yl-methyl)-2-methyl-1H-indole-4-yl]oxy]acetic acid,
[[3-(2-amino-1,2-dioxoethyl)-1-[(2,6-dichlorophenyl)methyl]-2-methyl-1H-indole-4-yl]oxy]acetic acid,
[[3-(2-amino-1,2-dioxoethyl)-1-[(4-fluorophenyl)methyl]-2-methyl-1H-indole-4-yl]oxy]acetic acid,
[[3-(2-amino-1,2-dioxoethyl)-2-methyl-1-[(1-naphthyl)methyl]-1H-indole-4-yl]oxy]acetic acid,
[[3-(2-amino-1,2-dioxoethyl)-2-ethyl-1-(phenylmethyl)-1H-indole-4-yl]oxy]acetic acid, [[3-(2-amino-1,2-dioxoethyl)-2-ethyl-6-methyl-1-(phenylmethyl)-1H-indole-4-yl]oxy]acetic acid,
[[3-(2-amino-1,2-dioxoethyl)-6-carboxy-2-ethyl-1-(phenylmethyl)-1H-indole-4-yl]oxy]acetic acid,
[[3-(2-amino-1,2-dioxoethyl)-1-[(3-chlorophenyl)methyl]-2-ethyl-1H-indole-4-yl]oxy]acetic acid,
[[3-(2-amino-1,2-dioxoethyl)-1-([1,1'-biphenyl]-2-yl-methyl)-2-ethyl-1H-indole-4-yl]oxy]acetic acid,

[[3-(2-amino-1,2-dioxoethyl)-1-([1,1'-biphenyl]-2-yl-methyl)-2-propyl-1H-indole-4-yl]oxy]acetic acid,
 [[3-(2-amino-1,2-dioxoethyl)-2-cyclopropyl-1-(phenylmethyl)-1H-indole-4-yl]oxy]acetic acid,
 [[3-(2-amino-1,2-dioxoethyl)-1-([1,1'-biphenyl]-2-yl-methyl)-2-cyclopropyl-1H-indole-4-yl]oxy]acetic acid,
 4-[[3-(2-amino-1,2-dioxoethyl)-2-ethyl-1-(phenylmethyl)-1H-indole-5-yl]oxy]butanoic acid,
 2-[[1-(2-amino-1,2-dioxoethyl)-2-ethyl-3-phenylmethyl-indolizine-8-yl]oxy]acetic acid,
 2-[[1-(2-amino-1,2-dioxoethyl)-3-(2-biphenyl)methyl-2-ethylindolizine-8-yl]oxy]acetic acid,
 2-[[1-(2-amino-1,2-dioxoethyl)-3-(2-biphenyl)methyl-2-cyclopropylindolizine-8-yl]oxy]acetic acid,
 2-[[3-(2-amino-2-oxoethyl)-2-ethyl-1-phenylmethylene-1H-indene-4-yl]oxy]acetic acid, 2-[[3-(2-amino-2-oxoethyl)-2-ethyl-1-(1-naphthyl)methylene-1H-indene-4-yl]oxy]acetic acid,
 2-[[8-(2-amino-1,2-dioxoethyl)-7-ethyl-3-methyl-6-phenylmethyl-[1,2-a]pyrazine-1-yl]oxy]acetic acid,
 2-[[8-(2-amino-1,2-dioxoethyl)-7-ethyl-3-methyl-6-(2-biphenyl)methyl-[1,2-a]pyrazine-1-yl]oxy]acetic acid,
 2-[[8-(2-amino-1,2-dioxoethyl)-6-cyclopropylmethyl-7-ethyl-3-methyl-[1,2-a]pyrazine-1-yl]oxy]acetic acid,
 2-[[8-(2-amino-1,2-dioxoethyl)-7-ethyl-3-phenyl-6-phenylmethyl-[1,2-a]pyrazine-1-yl]oxy]acetic acid,
 2-[[5-(2-amino-1,2-dioxoethyl)-6-ethyl-7-phenylmethyl-[1,2-b]pyridazine-4-yl]oxy]acetic acid
 2-[[5-(2-amino-1,2-dioxoethyl)-2,6-dimethyl-7-phenylmethyl-[1,2-b]pyridazine-4-yl]oxy]acetic acid,
 2-[[5-(2-amino-1,2-dioxoethyl)-6-ethyl-2-phenyl-7-phenylmethyl-[1,2-b]pyridazine-4-yl]oxy]acetic acid, and
 (5-carbamoyl-9-cyclohexylmethyl-9H-carbazole-4-yl-oxy)acetic acid, and the prodrugs thereof; their pharmaceutically acceptable salts; or their hydrates.

29. A composition for treating or preventing ischemia reperfusion injury of claim 1 which contains a compound as an active ingredient, which is represented by the formula:



or their hydrates.

30. A preservation solution for an organ in an ischemic condition caused by surgery or cardiac standstill, which comprises an sPLA₂ inhibitor.

31. A preservation solution for an organ extirpated from a donor for organ transplantation, which comprises an sPLA₂ inhibitor.

32. A preservation solution of claim 30 or 31, wherein the sPLA₂ inhibitor is type-II PLA₂ inhibitor.

33. A preservation solution of claim 30 or 31, wherein the sPLA₂ inhibitor is a compound of any one of claims 3 to 29.

34. A preservation solution of any one of claims 30 to 33 wherein the organ is heart, liver, pancreas, kidney, or small intestine.

35. A method for preventing ischemia reperfusion injury, which comprises administering an sPLA₂ inhibitor.

36. A method for preventing ischemia reperfusion injury, which comprises administering an sPLA₂ inhibitor before the occurrence of ischemia caused by surgery or cardiac standstill.
- 5 37. A method for preventing ischemia reperfusion injury for an organ in an ischemic condition caused by surgery or cardiac standstill, which comprises using a solution including an sPLA₂ inhibitor as a preservation solution.
38. A method for preventing ischemia reperfusion injury, which comprises administration of an sPLA₂ inhibitor before reperfusion of blood to an organ which is in an ischemic condition caused by surgery or cardiac standstill.
- 10 39. A method for preventing ischemia reperfusion injury, which comprises administration of an sPLA₂ inhibitor after reperfusion of blood to an organ which is in an ischemic condition caused by surgery or cardiac standstill.
40. A method for preventing ischemia reperfusion injury of any one of claims 35 to 39, wherein the sPLA₂ inhibitor is type-II PLA₂ inhibitor.
- 15 41. A method for preventing ischemia reperfusion injury of any one of claims 35 to 39, wherein the sPLA₂ inhibitor is a compound of any one of claims 3 to 29.
42. A method for preventing ischemia reperfusion injury of any one of claims 37 to 41 wherein the organ is heart, liver, pancreas, kidney, or small intestine.
- 20 43. A method for treating ischemia reperfusion injury, which comprises administering an sPLA₂ inhibitor.
44. A method for treating ischemia reperfusion injury for an organ in an ischemic condition caused by surgery or cardiac standstill, which comprises using a solution including an sPLA₂ inhibitor as a preservation solution.
- 25 45. A method for treating ischemia reperfusion injury, which comprises administering an sPLA₂ inhibitor before the occurrence of ischemia caused by surgery or cardiac standstill.
- 30 46. A method for preventing ischemia reperfusion injury, which comprises administering an sPLA₂ inhibitor after reperfusion of blood to an organ which is in an ischemic condition caused by surgery or cardiac standstill.
47. A method for treating ischemia reperfusion injury of any one of claims 43 to 46, wherein the sPLA₂ inhibitor is type-II PLA₂ inhibitor.
- 35 48. A method for treating ischemia reperfusion injury of any one of claims 43 to 46, wherein the sPLA₂ inhibitor is a compound of any one of claims 3 to 29.
49. A method for treating ischemia reperfusion injury of any one of claims 44 to 48 wherein the organ is heart, liver, pancreas, kidney, or small intestine.
- 40 50. A preservation method for an extirpated organ which comprises using a solution including an sPLA₂ inhibitor as a preservation solution.
- 45 51. A preservation method of claim 50, wherein the sPLA₂ inhibitor is type-II PLA₂ inhibitor.
52. A preservation method of claim 50, wherein the sPLA₂ inhibitor is a compound of any one of claims 3 to 29.
53. A preservation method of claim 50, wherein the organ is heart, liver, pancreas, kidney, or small intestine.
- 50 54. Use of sPLA₂ inhibitor for the preparation of a pharmaceutical composition for treating or preventing ischemia reperfusion injury.
- 55 55. Use of type-II PLA₂ inhibitor for the preparation of a pharmaceutical composition for treating or preventing ischemia reperfusion injury.
56. Use of a compound of any one of claims 3 to 29 for the preparation of a pharmaceutical composition for treating or preventing ischemia reperfusion injury.

Fig 1

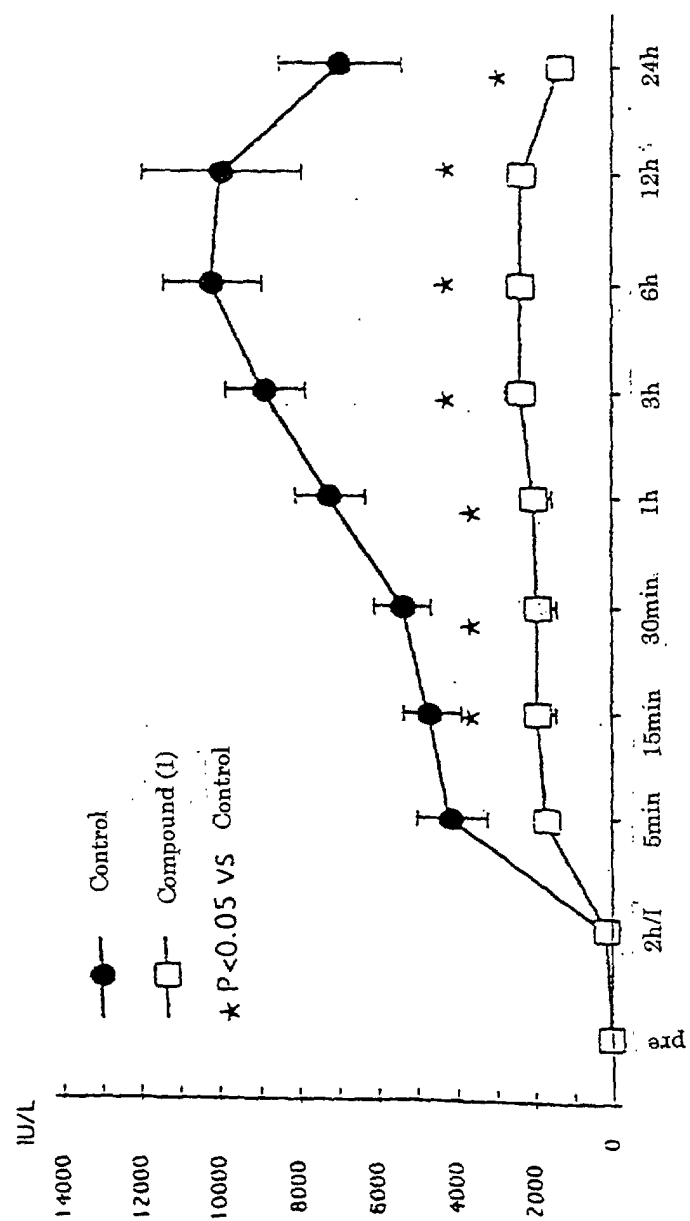


Fig. 2

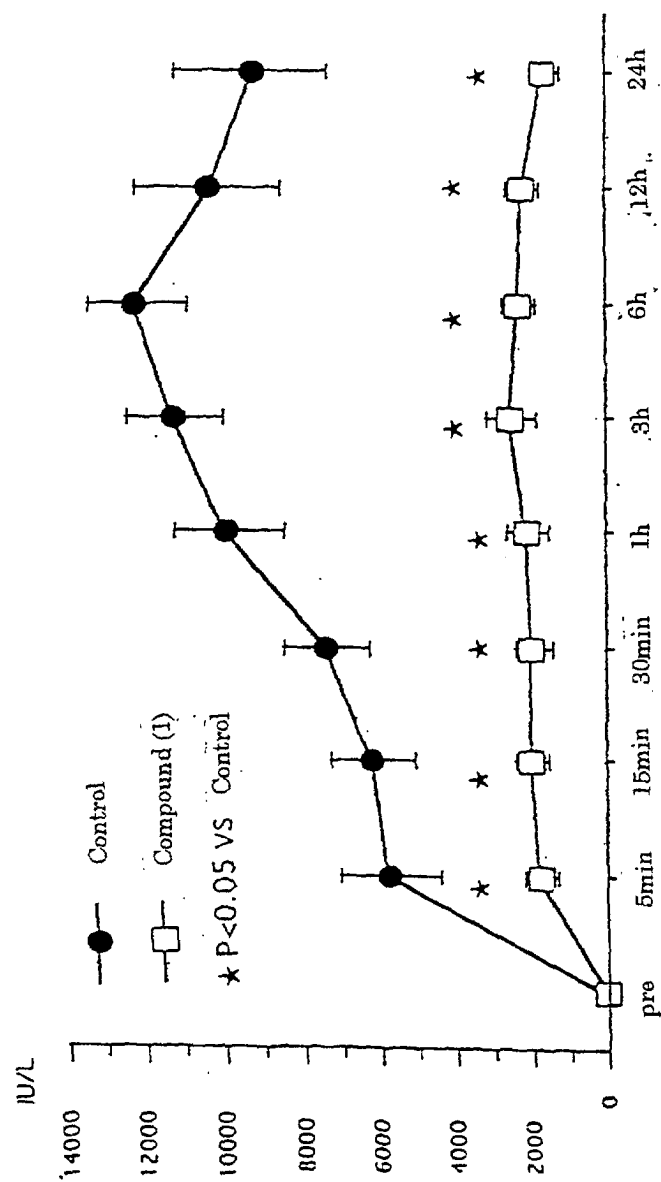


Fig.3

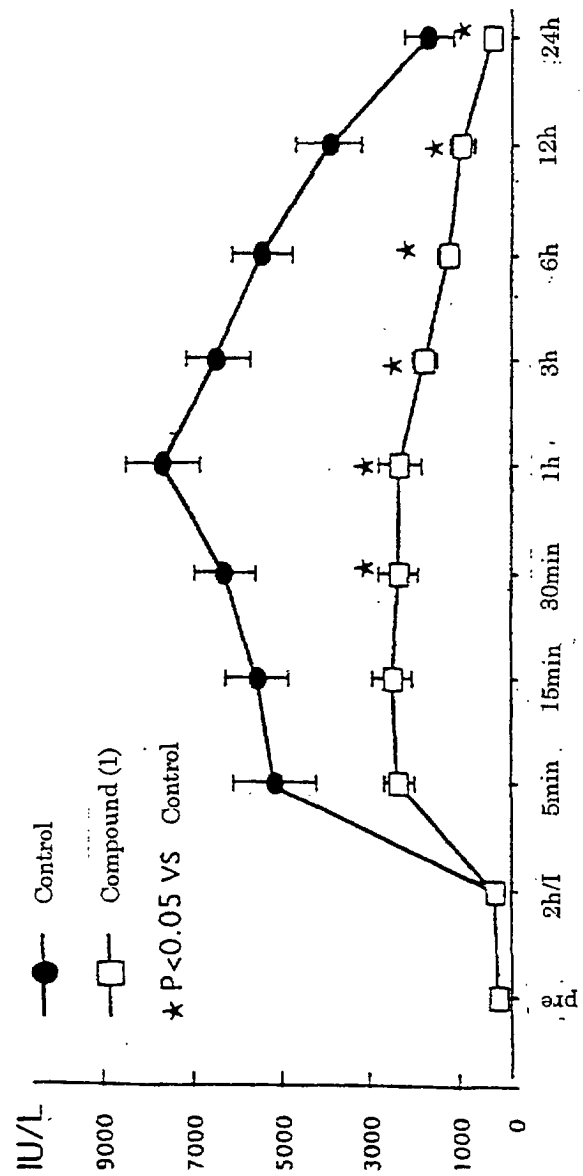


Fig.4

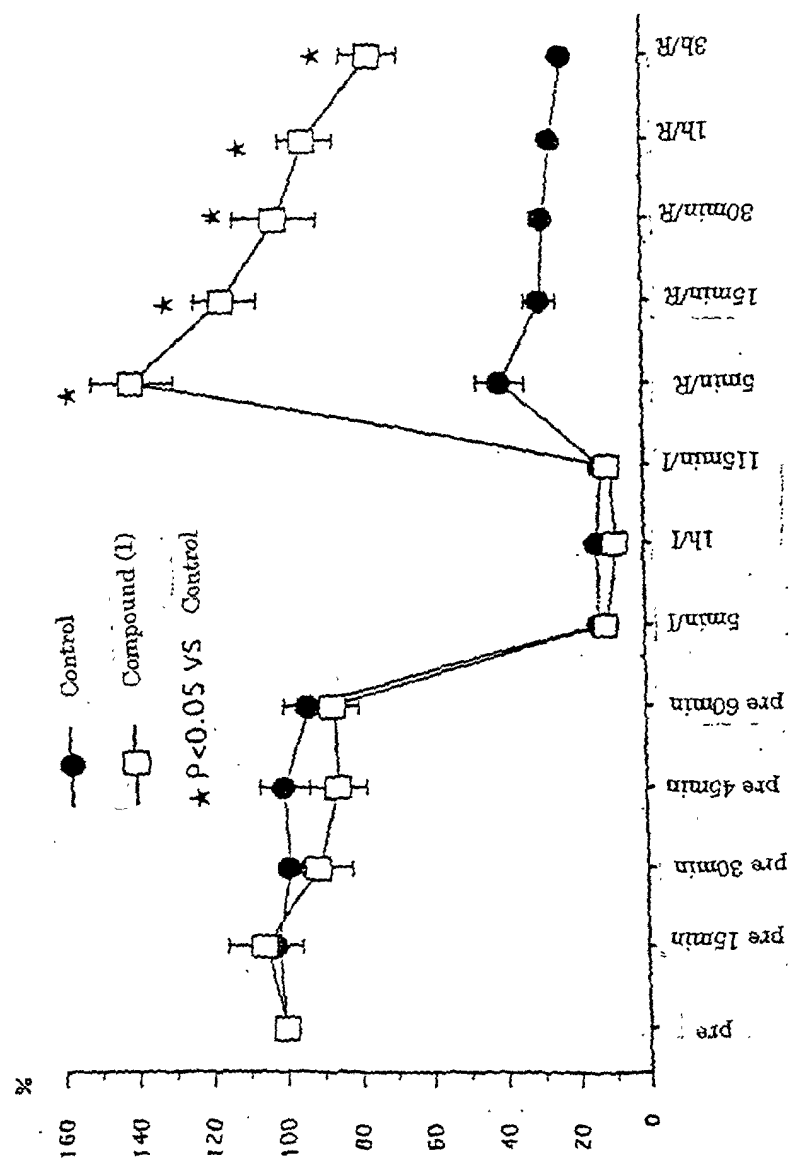


Fig.5

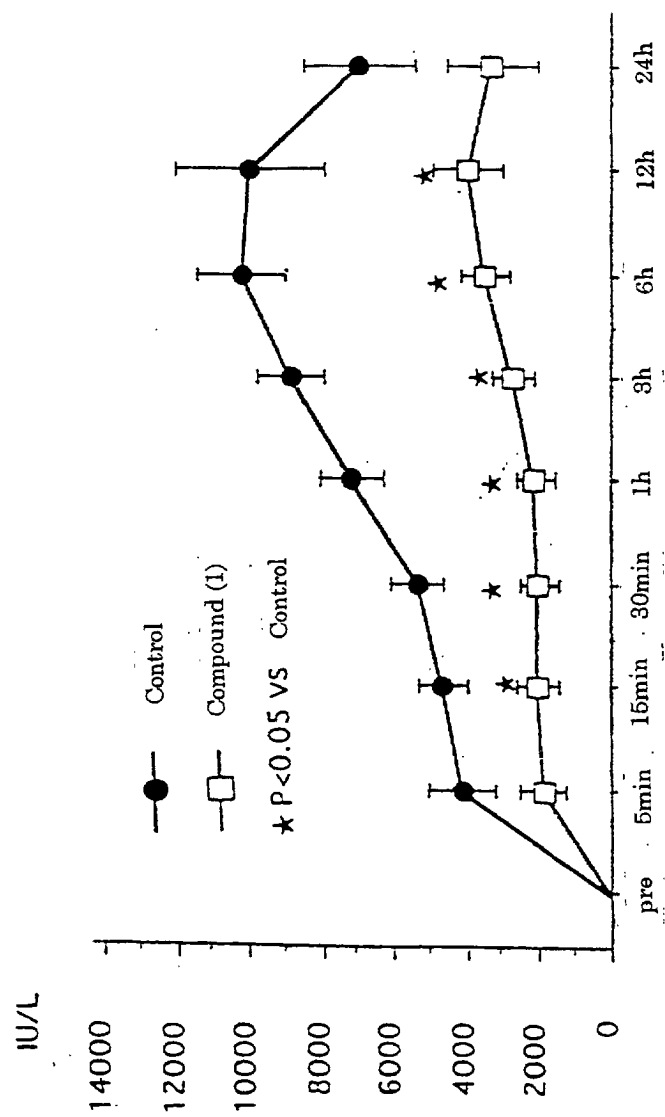


Fig.6

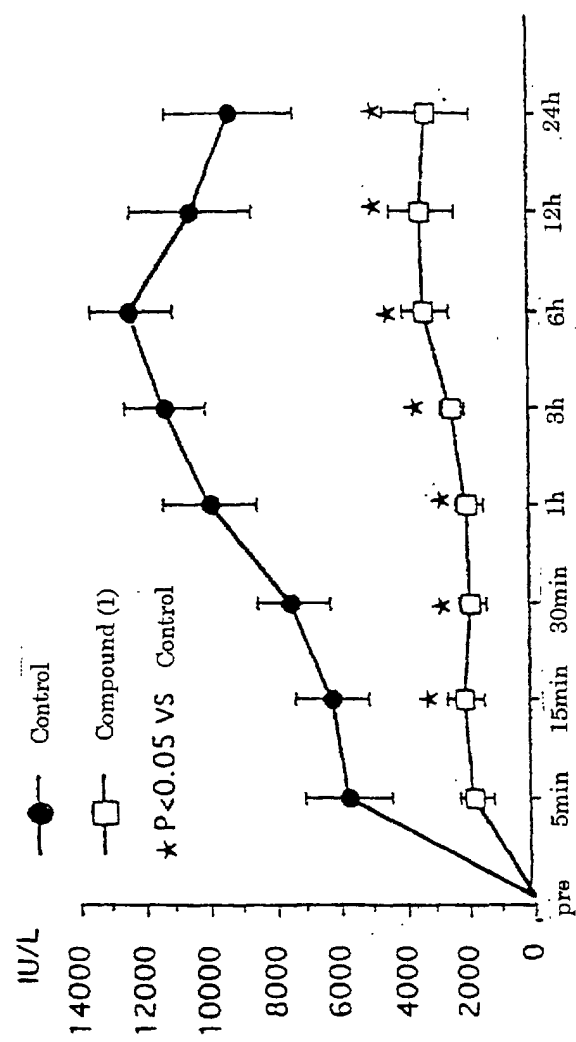


Fig.7

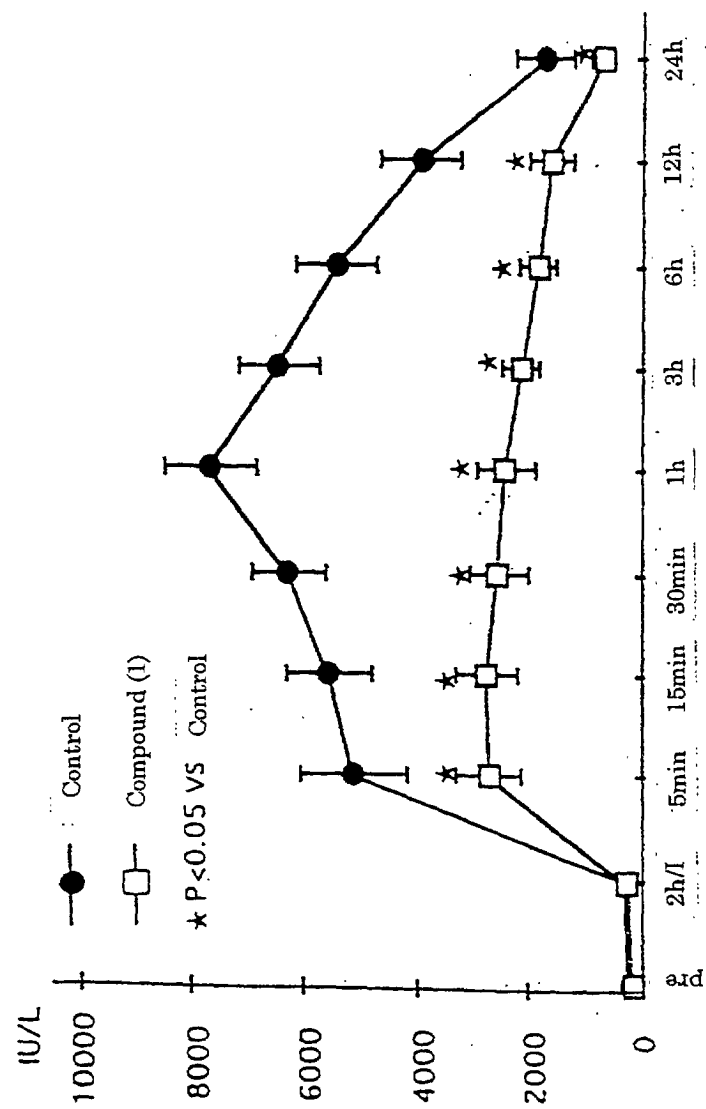
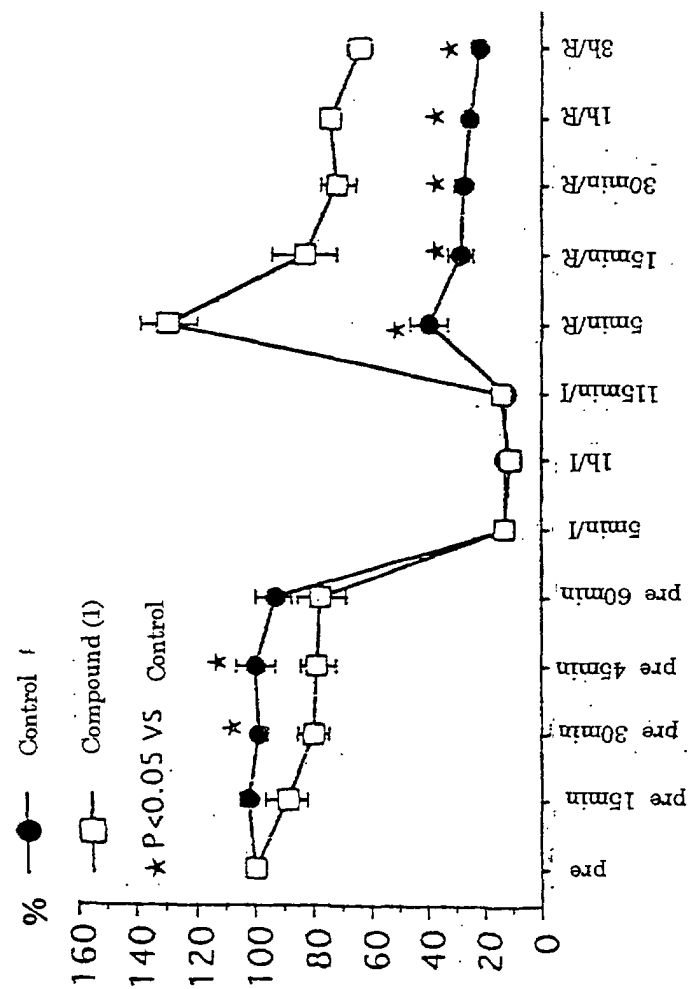


Fig.8



INTERNATIONAL SEARCH REPORT

International application No.

PCT/JP99/05528

A. CLASSIFICATION OF SUBJECT MATTER Int.Cl ⁷ A61K45/00, 31/19, 31/40, 31/435, A61P39/06, 43/00 //C07D209/18, 471/04 According to International Patent Classification (IPC) or to both national classification and IPC		
B. FIELDS SEARCHED Minimum documentation searched (classification system followed by classification symbols) Int.Cl ⁷ A61K45/00, 31/19-31/435, A61P39/06, 43/00, C07D209/18, 471/04 Documentation searched other than minimum documentation to the extent that such documents are included in the fields searched Electronic data base consulted during the international search (name of data base and, where practicable, search terms used) CAPLUS (STN), REGISTRY (STN), WPI (DIALOG), MEDLINE (STN)		
C. DOCUMENTS CONSIDERED TO BE RELEVANT		
Category*	Citation of document, with indication, where appropriate, of the relevant passages	Relevant to claim No.
X	SONNINO, Roberta E., et al., "Phospholipase A2 Secretion	1,2
Y	During Intestinal Graft Ischemia", Dig. Dis. Sci., (1997),	3-21, 24-34,
	42(5), pp.972-981,	54-56
A	Abstract, Result, Discussion	22,23
X	WINDT, Leon J.D., et al., "Phospholipase A2-mediated	1,2
Y	hydrolysis of cardiac phospholipids: The use of molecular	3-21, 24-34,
	and transgenic techniques", Mol. Cell. Biochem.,	54-56
A	(Mar. 1998), 180(1&2), pp.65-73,	22,23
	Abstract; page 70, left column, line 25 to right column,	
	line 26	
Y	EP, 620214, A1 (ELI LILLY AND COMPANY),	3-5, 30-34,
	14 April, 1994 (14.04.94),	54-56
	Claims; page 2, lines 43 to 50	
	& JP, 7-10838, A & CA, 2121321, A	
	& NO, 9401360, A & FI, 9401766, A	
	& AU, 9459486, A & BR, 9401484, A	
	& CZ, 9400894, A3 & US, 5578634, A	
	& ZA, 9402614, A & NZ, 260299, A	
	& CN, 1098714, A & TW, 306914, A	
<input checked="" type="checkbox"/> Further documents are listed in the continuation of Box C. <input type="checkbox"/> See patent family annex.		
* Special categories of cited documents: "A" document defining the general state of the art which is not considered to be of particular relevance "E" earlier document but published on or after the international filing date "L" document which may throw doubts on priority claim(s) or which is cited to establish the publication date of another citation or other special reason (as specified) "O" document referring to an oral disclosure, use, exhibition or other means "P" document published prior to the international filing date but later than the priority date claimed "T" later document published after the international filing date or priority date and not in conflict with the application but cited to understand the principle or theory underlying the invention "X" document of particular relevance; the claimed invention cannot be considered novel or cannot be considered to involve an inventive step when the document is taken alone "Y" document of particular relevance; the claimed invention cannot be considered to involve an inventive step when the document is combined with one or more other such documents, such combination being obvious to a person skilled in the art "&" document member of the same patent family		
Date of the actual completion of the international search 24 December, 1999 (24.12.99)		Date of mailing of the international search report 11 January, 2000 (11.01.00)
Name and mailing address of the ISA/ Japanese Patent Office		Authorized officer
Facsimile No.		Telephone No.

Form PCT/ISA/210 (second sheet) (July 1992)

INTERNATIONAL SEARCH REPORT

International application No.

PCT/JP99/05528

C (Continuation). DOCUMENTS CONSIDERED TO BE RELEVANT

Category*	Citation of document, with indication, where appropriate, of the relevant passages	Relevant to claim No.
Y	EP, 675110, A1 (ELI LILLY AND COMPANY), 04 October, 1995 (04.10.95), Claims; page 2, lines 44-53 & JP, 7-285933, A & NO, 9501252, A & FI, 9501553, A & CA, 2146097, A & AU, 9516217, A & CZ, 9500822, A3 & US, 5654326, A & US, 5733923, A & US, 5919943, A & US, 5919810, A & BR, 9501404, A & ZA, 9502693, A & NZ, 270848, A & CN, 1114310, A & MX, 9501608, A	3-5, 28-34, 54-56
Y	EP, 620215, A1 (ELI LILLY AND COMPANY), 14 April, 1994 (14.04.94), Claims; page 2, lines 51-68 & JP, 7-25850, A & CA, 2121323, A & FI, 9401767, A & NO, 9401361, A & BR, 9401482, A & AU, 9459492, A & CZ, 9400893, A3 & US, 5684034, A & ZA, 9402615, A & TW, 268942, A & NZ, 260298, A & CN, 1098715, A	3-5, 30-34, 54-56
Y	WO, 96/3376, A1 (ELI LILLY AND COMPANY), 08 February, 1996 (08.02.96), Claims; page 4, lines 9-29 & AU, 9531406, A & EP, 772592, A1 & US, 5641800, A & JP, 10-503208, A	6, 7, 28, 30-34, 54-56
Y	WO, 96/03383, A1 (ELI LILLY AND COMPANY), 08 February, 1996 (08.02.96), Claims; page 5, lines 6-22 & AU, 9531459, & EP, 772596, A1 & JP, 10-505584, A & MX, 9700511, A1 & KR, 97704695, A & BR, 9508298, A	8-11, 28, 30-34, 54-56
Y	WO, 96/03120, A1 (ELI LILLY AND COMPANY), 08 February, 1996 (08.02.96), Claims; page 3, line 15 to page 4, line 19 & JP, 10-505336, A & AU, 9531980, A & EP, 769940, A1	12, 13, 28, 30-34, 54-56
Y	WO, 98/18464, A1 (Eli Lilly and Company), 07 May, 1998 (07.05.98), Claims & EP, 839806, A1 & AU, 9851494, A & NO, 9901831, A	14, 15, 28, 30-34, 54-56
Y	WO, 98/24437, A1 (Eli Lilly and Company), 11 June, 1998 (11.06.98), Claims & EP, 846687, A1 & AU, 9853655, A & ZA, 9710878, A & US, 5972972, A	16, 30-34, 54-56
Y	WO, 98/24794, A1 (Eli Lilly and Company), 11 June, 1998 (11.06.98), Claims & AU, 9854544, A & EP, 944636, A1 & US, 5916922, A	17, 30-34, 54-56

Form PCT/ISA/210 (continuation of second sheet) (July 1992)

INTERNATIONAL SEARCH REPORT

International application No.

PCT/JP99/05528

C (Continuation). DOCUMENTS CONSIDERED TO BE RELEVANT		
Category*	Citation of document, with indication, where appropriate, of the relevant passages	Relevant to claim No.
Y	WO, 98/25609, A1 (ELI LILLY AND COMPANY), 18 June, 1998 (18.06.98), Claims & AU, 9855983 & US, 5919774, A	18,30-34,54-56
Y	WO, 97/21716, A1 (ELI LILLY AND COMPANY), 19 June, 1997 (19.06.97), Claims & EP, 779273, A1 & AU, 9711497, A	19,30-34,54-56
Y	WO, 98/24856, A1 (ELI LILLY AND COMPANY), 11 June, 1998 (11.06.98), Claims & AU, 985592, A & EP, 946495, A1	20,30-34,54-56
Y	WO, 97/21664, A1 (ELI LILLY AND COMPANY), 19 June, 1997 (19.06.97), Claims & EP, 779211, A1 & AU, 9712897, A & BR, 9612347, A & HU, 9901984, A2	21,30-34,54-56
PY	WO, 99/51605, A1 (SHIONOGI & CO., LTD.), 14 October, 1999 (14.10.99), Claims (Family: none)	24,25,28,30-34, 54-56
PY	WO, 99/59999, A1 (SHIONOGI & CO., LTD.), 25 November, 1999 (25.11.99), Claims (Family: none)	26-28,30-34, 54-56
Y	EP, 672415, A1 (EISAI CO., LTD.), 17 February, 1995 (17.02.95), Claims; page 3, lines 9-15 & JP, 7-285866, A & AU, 9512374, A & CA, 2141987, A & ZA, 9501467, A & CN, 1112920, A	30-34,54-56
PX PY	Jun Takahashi et al., "Antibodies against type II phospholipase A2 prevent renal injury due to ischemia and reperfusion in rats", FEBS Letters, (December 1998), 440(3), pages 377-381, Full text	1,2 30-34,54-56
A	Sargent Carol A., et al., "Effect of the Phospholipase A2 Inhibitors Quinacrine and 7, 7-Dimethyleicosadienoic Acid in Isolated Globally Ischemic Rat Hearts", J. Pharm. Ther., (1992), 262(3), pages 1161-1167, Abstract, Discussion	1-21,24-34, 54-56
A	Yoshihiro Shimizu, "Nafamostat mesilate rinse solution-A new strategy to prevent warm ischemia-reperfusion injury in canine pancreas autotransplantation", J. Kyoto Pref. Univ. Med., (April 1998), 107(4), Abstract	1-21,24-34, 54-56

Form PCT/ISA/210 (continuation of second sheet) (July 1992)

INTERNATIONAL SEARCH REPORT

International application No.

PCT/JP99/05528

Box I Observations where certain claims were found unsearchable (Continuation of item 1 of first sheet)

This international search report has not been established in respect of certain claims under Article 17(2)(a) for the following reasons:

1. ☒ Claims Nos.: 35-49
because they relate to subject matter not required to be searched by this Authority, namely:

The subject matter of claims 35 to 49 relates to a method for treatment of the human body by therapy or operation. (PCT Article 17(2) (a)(i) and Rule 39.1(iv)).
2. ☐ Claims Nos.:
because they relate to parts of the international application that do not comply with the prescribed requirements to such an extent that no meaningful international search can be carried out, specifically:
3. ☐ Claims Nos.:
because they are dependent claims and are not drafted in accordance with the second and third sentences of Rule 6.4(a).

Box II Observations where unity of invention is lacking (Continuation of item 2 of first sheet)

This International Searching Authority found multiple inventions in this international application, as follows:

1. ☐ As all required additional search fees were timely paid by the applicant, this international search report covers all searchable claims.
2. ☐ As all searchable claims could be searched without effort justifying an additional fee, this Authority did not invite payment of any additional fee.
3. ☐ As only some of the required additional search fees were timely paid by the applicant, this international search report covers only those claims for which fees were paid, specifically claims Nos.:
4. ☐ No required additional search fees were timely paid by the applicant. Consequently, this international search report is restricted to the invention first mentioned in the claims; it is covered by claims Nos.:

Remark on Protest ☐ The additional search fees were accompanied by the applicant's protest.
☐ No protest accompanied the payment of additional search fees.