



Europäisches Patentamt  
European Patent Office  
Office européen des brevets



(11)

**EP 1 157 720 A2**

(12)

## EUROPEAN PATENT APPLICATION

(43) Date of publication:  
**28.11.2001 Bulletin 2001/48**

(51) Int Cl.7: **A63B 63/00**, A63B 67/02,  
A63B 43/00, A63B 69/36

(21) Application number: **01304464.9**

(22) Date of filing: **21.05.2001**

(84) Designated Contracting States:  
**AT BE CH CY DE DK ES FI FR GB GR IE IT LI LU  
MC NL PT SE TR**  
Designated Extension States:  
**AL LT LV MK RO SI**

(72) Inventor: **Sugden, Benjamin**  
**Abbots Langley, Hertfordshire WD5 0BN (GB)**

(74) Representative: **Parry, Christopher Stephen**  
**Saunders & Dolleymore,**  
**9 Rickmansworth Road**  
**Watford, Herts. WD18 0JU (GB)**

(30) Priority: **22.05.2000 GB 0012144**

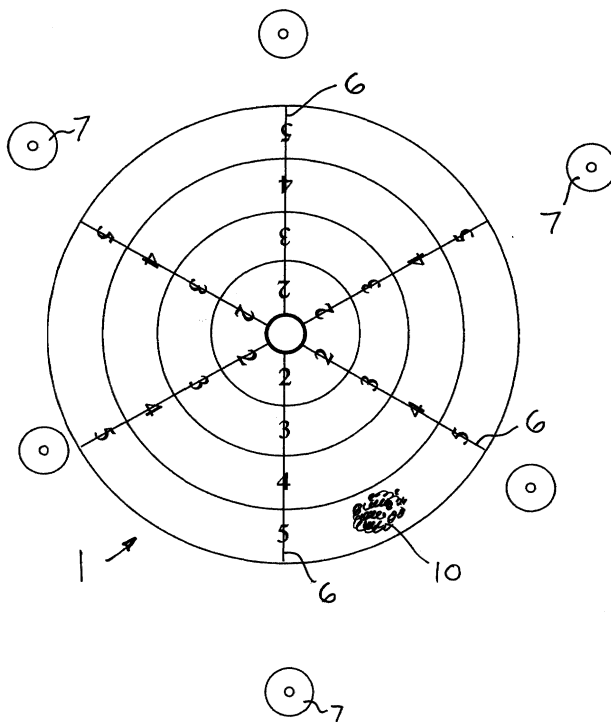
(71) Applicant: **Sugden, Benjamin**  
**Abbots Langley, Hertfordshire WD5 0BN (GB)**

(54) **Golf game apparatus**

(57) Golf game apparatus comprises a plurality of first balls (8) each at least partly covered with a Velcro-type material (9) comprising a plurality of hooks and a target mat (1) marked out as a target area and having an upper surface adapted to engage with the hooked-material on the first balls. A circular recess (12) is locat-

ed towards the centre of the mat. The bottom surface of the recess (12) is at least partly covered with a Velcro-type material (9) comprising a plurality of hooks. A plurality of second balls (14) are each at least partly covered with a material (10) adapted to engage with the hooked material (9) on the bottom surface of the recess (12).

Fig 1.



EP 1 157 720 A2

## Description

**[0001]** The invention relates to golf game apparatus and, in particular, to apparatus which enables a number of individuals, particularly children, to play a golf game in a limited area. Aimed at schools, sports clubs and the general public, the apparatus provides a game which can be played by an individual or as a team game or used as a coaching aid. The game can be played in almost any environment on any surface. It will fit easily into a sports hall, a school playground or a garden and can even be used on a beach.

**[0002]** The invention provides golf game apparatus comprising: a plurality of first balls each at least partly covered with a Velcro-type material comprising a plurality of hooks; a target mat marked out as a target area and having an upper surface adapted to engage with the hooked material on the first balls; a circular recess located towards the centre of the mat, the bottom surface of the recess being at least partly covered with a Velcro-type material comprising a plurality of hooks; and a plurality of second balls each at least partly covered with a material adapted to engage with the hooked material on the bottom surface of the recess.

**[0003]** Embodiments of the invention, are described below, with reference to the accompanying drawings, in which:

Figure 1 is a plan view of a target mat of the apparatus and a plurality of tee mats;

Figure 2 is a view of a tee mat and a first ball on a large scale;

Figure 3 is a sectional view through a cup of the apparatus and showing a second ball therein;

Figure 4 is a perspective view of the cup and a flag pin; and

Figure 5 is a partial cut away view of part of a target mat with a recess formed in its upper surface and a flag pin.

**[0004]** Referring to the drawings, it can be seen that the apparatus includes a generally circular target mat 1 which is marked out as a target area in concentric annular zones 2-5 and with a plurality of radial lines 6. The apparatus also includes a plurality of tee mats 7, each providing a raised tee, and a plurality of first balls 8 each of which is at least partly covered with a Velcro-type material 9 comprising a plurality of hooks. The upper surface of the target mat is provided by a material 10 such as raised-loop nylon which is adapted to engage with the hooks of first balls 8.

**[0005]** A shallow cup 11 located at the centre of the mat is shown in Figures 3 and 4 and includes a circular recess 12. A shallow frusto-conical surface 13 surrounds the lip of the recess 12 and acts as a ramp for guiding balls into the recess 12. The bottom surface of the recess 12 is at least partly covered with a Velcro-type material 9 comprising a plurality of hooks. In the embodi-

ment shown in Figure 5, the recess 12 is formed in the upper surface of the target mat.

**[0006]** A plurality of second balls 14 are provided and each is at least partly covered with a material 10 adapted to engage with the hooked material 9 on the bottom surface of the recess 12.

**[0007]** A disc 15 is adapted to sit in the recess 12 and a flag pin 16 is mounted on the disc. The upper surface of the disc 15 is at least partly covered with a material 10 adapted to engage with the hooked material 9 of the first balls 8.

**[0008]** Additional apparatus for playing the game will comprise a plurality of clubs (not shown) for striking the balls. In the preferred embodiment, the balls are sponge balls having a diameter of about 5-8 cm and the clubs are made of plastic. The first balls 8 may be plain sponge balls to which pieces of Velcro-type hooked material are attached. The second balls 14 may be of a known type having a spongy centre with a fluffy outer casing formed of raised-loop nylon for engaging the hooked material 9 in the recess 12.

**[0009]** The apparatus may also include a plurality of markers (not shown) each having a surface comprising a plurality of hooks 9 adapted to engage with the upper surface of the target mat.

**[0010]** In the embodiment shown in Figures 3 and 4, the target mat 1 is formed with a circular hole at its centre so that the mat can overlie the cup with the hole in the mat in register with the circular recess 12 in the cup. The target mat may conveniently be formed in two separate halves.

**[0011]** In one simple game which can be played with the apparatus, up to six players will each tee off with a first ball 8 from a tee mat 7 aligned with one of the radial lines 6. The tee mats may be equally spaced from the target mat 1 or set at different spacings as shown. Each player strikes his first ball 8 onto the target mat where the hooked material 9 on the ball will engage the material 10 of the mat. The annular zone in which the first ball is held will give a "score" for that first shot. If the player happens to hit the first ball directly into the recess 12, the hooked material 9 on the ball will engage the material 10 on the upper surface of the disc 15 which, at that time, will be located in the recess 12.

**[0012]** When all the players have hit their first ball 8 and recorded the "score" the first balls 8 are replaced by second balls 14. Markers may be used at this point if preferred. The disc 15, with flag pin 16, is then removed from the recess 12 and the players take their second and any subsequent shots required to hit the second balls 14 into the recess 12. The second balls 14 can roll freely on the target mat 1 but will be engaged by the hooked materials 9 at the bottom of the recess 12 when they are hit into the recess. The number of shots taken with the second ball is added to the score achieved with the first ball. The player with the lowest aggregate is the winner.

**[0013]** A belt having material surfaces 9 and 10 may

be provided for each player to hold markers and balls.

for striking the balls.

## Claims

### 1. Golf game apparatus comprising:

a plurality of first balls each at least partly covered with a Velcro-type material comprising a plurality of hooks; 10  
a target mat marked out as a target area and having an upper surface adapted to engage with the hooked material on the first balls; 15  
a circular recess located towards the centre of the mat, the bottom surface of the recess being at least partly covered with a Velcro-type material comprising a plurality of hooks; and 20  
a plurality of second balls each at least partly covered with a material adapted to engage with the hooked material on the bottom surface of the recess.

2. Golf game apparatus as claimed in Claim 1, further comprising a disc adapted to sit in the recess; the upper surface of the disc being at least partly covered with a material adapted to engage with the hooked material of the first balls. 25

3. Golf game apparatus as claimed in Claim 2, wherein a flag pin is mounted on the disc. 30

4. Golf game apparatus as claimed in any preceding claim, wherein the recess is formed in a shallow cup located towards the centre of the mat and wherein the cup is provided with shallow frusto-conical surface surrounding its lip and acting as a ramp for guiding balls into the recess. 35

5. Golf game apparatus as claimed in any one of Claims 1 to 3, wherein the recess is formed in the upper surface of the target map. 40

6. Golf game apparatus as claimed in any preceding claim, further comprising a plurality of tee mats, each incorporating a raised tee for a first ball. 45

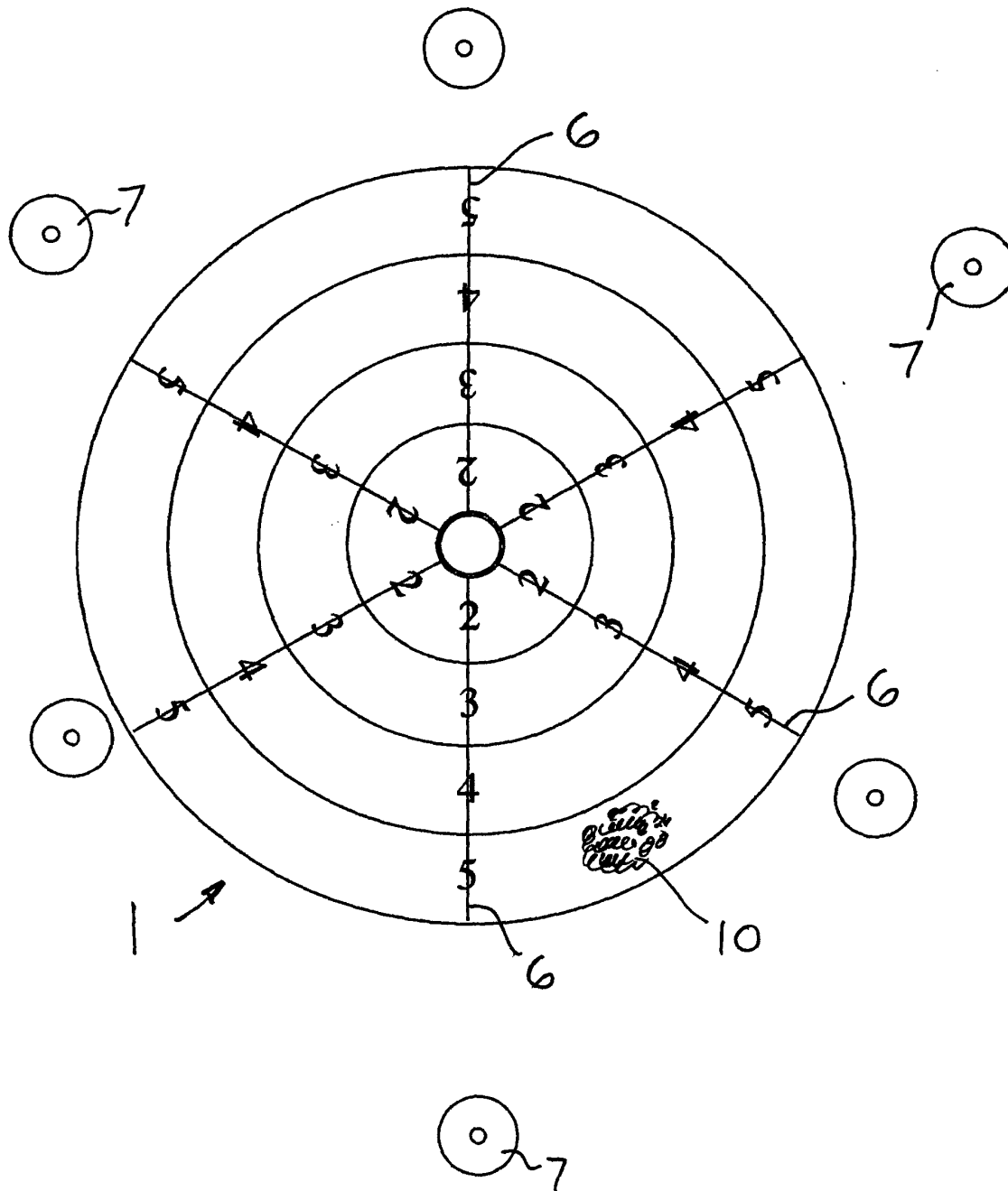
7. Golf game apparatus as claimed in any preceding claim, wherein the first and/or second balls are sponge balls having a diameter of about 5-8 cm. 50

8. Golf game apparatus as claimed in any preceding claim, further comprising a plurality of markers each having a surface comprising a plurality of hooks adapted to engage with the upper surface of the mat. 55

9. Golf game apparatus as claimed in any preceding claim, further comprising a plurality of plastic clubs

10. Golf game apparatus as claimed in any preceding claim, wherein the mat is marked out in concentric annular zones and with a plurality of radial lines extending from adjacent the centre of the mat to its outer edge.

Fig 1.



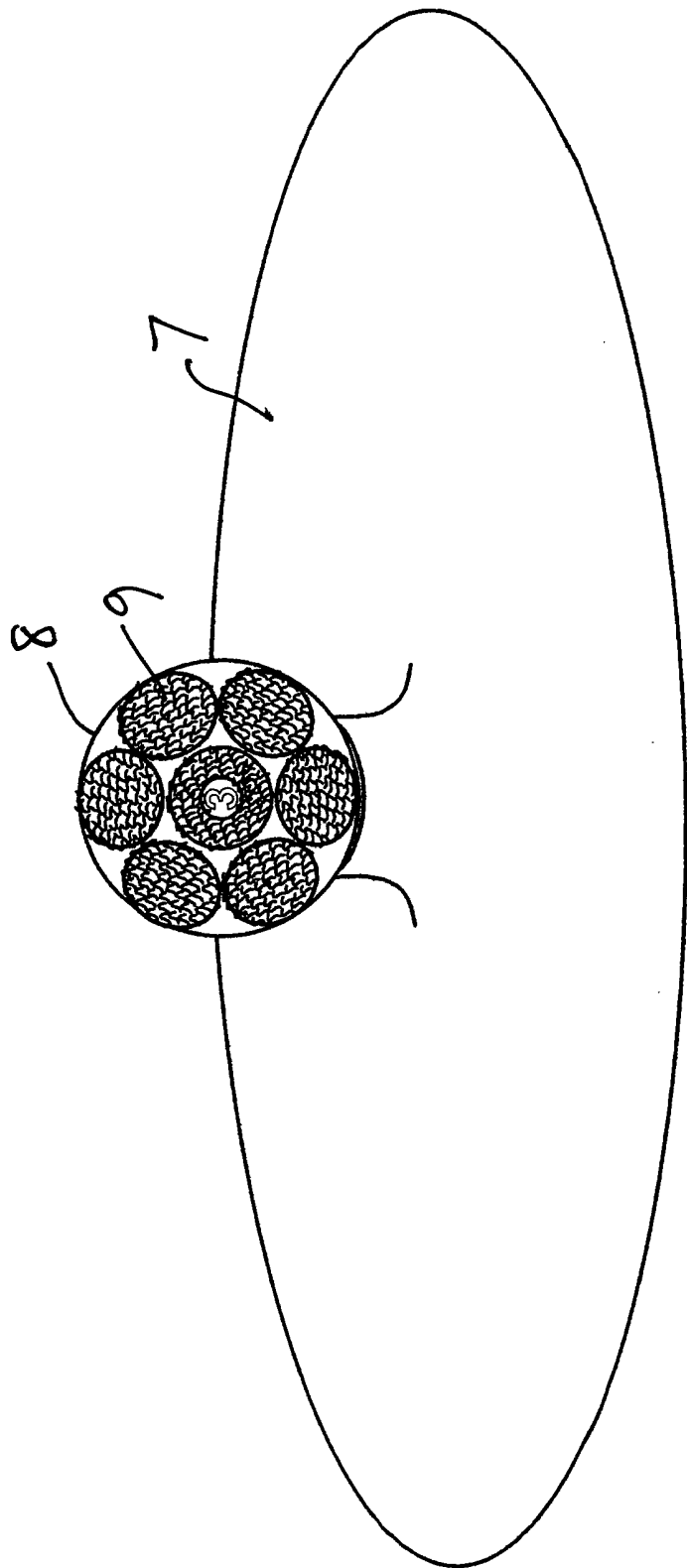


Fig 2.

Fig 3.

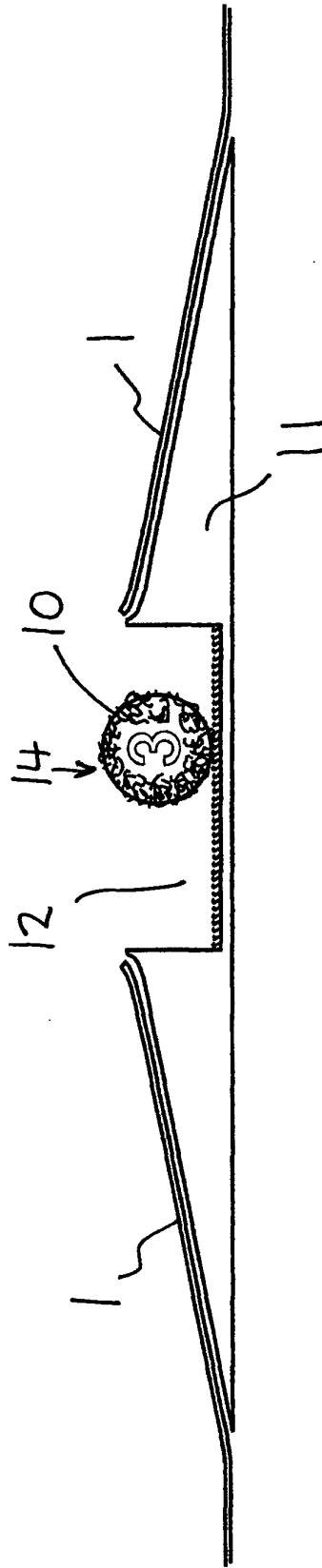


Fig 4.

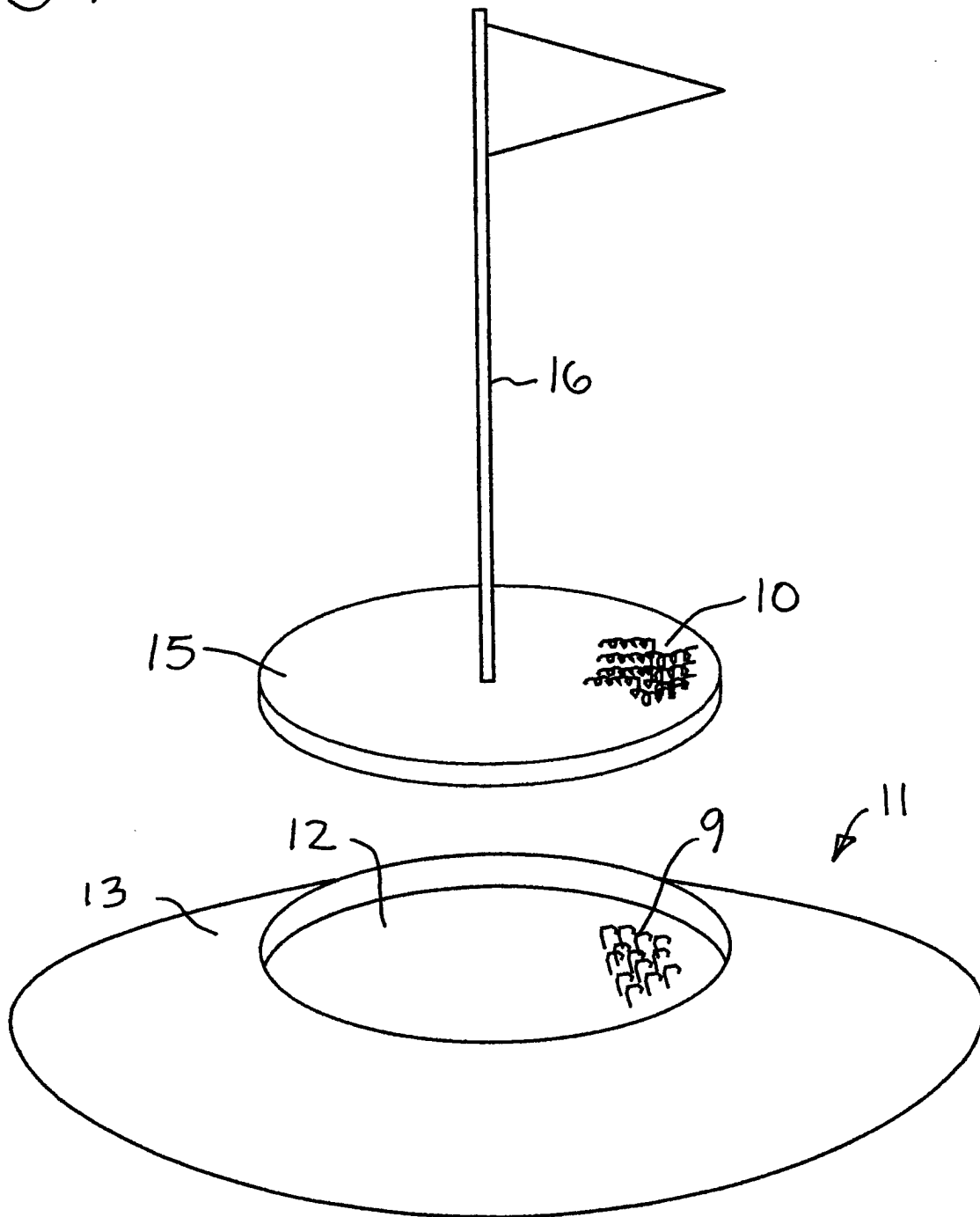


Fig 5

