



Europäisches Patentamt
European Patent Office
Office européen des brevets



(11) **EP 1 184 427 A2**

(12) **EUROPEAN PATENT APPLICATION**

(43) Date of publication:
06.03.2002 Bulletin 2002/10

(51) Int Cl.7: **C09D 11/00, B41J 2/01**

(21) Application number: **01119947.8**

(22) Date of filing: **17.08.2001**

(84) Designated Contracting States:
**AT BE CH CY DE DK ES FI FR GB GR IE IT LI LU
MC NL PT SE TR**
Designated Extension States:
AL LT LV MK RO SI

(72) Inventors:
• **Soga, Mamoru**
Tondabayashi-shi, Osaka 584-0082 (JP)
• **Tatekawa, Masaichiro**
Minoo-shi, Osaka 562-001 (JP)
• **Matsuo, Hiroyuki**
Neyagawa-shi, Osaka 572-0089 (JP)

(30) Priority: **28.08.2000 JP 2000257259**

(71) Applicant: **MATSUSHITA ELECTRIC INDUSTRIAL
CO., LTD.**
Kadoma-shi, Osaka 571-8501 (JP)

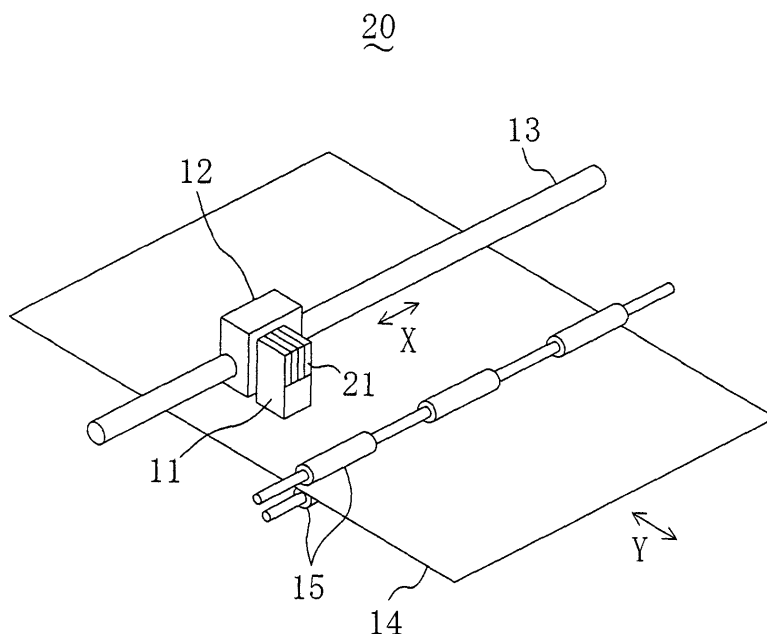
(74) Representative:
**Grünecker, Kinkeldey, Stockmair &
Schwanhäusser Anwaltssozietät**
Maximilianstrasse 58
80538 München (DE)

(54) **Ink for ink-jet recording, and ink cartridge and recording apparatus including the same**

(57) Ink for ink-jet recording contains an oil soluble dye, a humectant, a penetrant, water, and an am-

phiphilic star block polymer of which the outer portion is hydrophilic. The surface tension of the ink at 25°C is in the range of 20 to 50 mN/m.

FIG. 1



Description**BACKGROUND OF THE INVENTION**

[0001] The present invention relates to ink suitable for ink-jet recording, and an ink cartridge and a recording apparatus including such ink.

[0002] Conventionally, as the ink used for ink-jet recording, ink containing a dye as a coloring material, a humectant, a penetrant, and water is well known. The humectant is contained for preventing drying of the ink in an ink-jet head. The penetrant is contained for improving the penetration of the ink into recording paper.

[0003] As the dye, water-soluble dye is often used. To enhance water resistance on recording paper, however, oil soluble dye is preferably used. As ink using an oil soluble dye, known is ink essentially composed of an oil soluble dye, polyoxyethylene oxypropylenetriol, and an aqueous acrylic resin solution or a water-soluble acrylic resin emulsion (see Japanese Laid-Open Patent Publication No. 10-140055). Also known is ink composed of a colored emulsion where a polymer obtained from a dye composition of a monomer composition blended with an oil soluble dye is dispersed in a water-type medium (see Japanese Laid-Open Patent Publication No. 2000-154341).

[0004] There is also proposed a technique for dissolving an intrinsically water-insoluble oil soluble dye in water using an amphiphilic star block polymer or an amphiphilic heteroarm star polymer (Polymer Preprints, Japan Vol. 49, No. 1 (2000) pp. 22-24, Macromolecules, Vol. 24, No. 21 (1991) pp. 5741-5745, Macromolecules, Vol. 25, No. 24 (1992) pp. 6407-6413).

[0005] Ink used for ink-jet recording must be low in viscosity to some extent. If the viscosity is too high, the ink fails to fly from a nozzle of an ink-jet head as a liquid drop. The ink also must be sufficiently stable so as to be free from coagulating in an ink tank or clogging a nozzle and the like. However, none of the conventional ink containing an oil soluble dye is adequate as the ink for ink-jet recording from the standpoints of viscosity and stability.

[0006] For example, the ink disclosed in Japanese Laid-Open Patent Publication No. 10-140055 has a viscosity of about 10000 mPa · s, which is too high for use for ink-jet recording. The ink disclosed in Japanese Laid-Open Patent Publication No. 2000-154341 can have a reduced viscosity, but is poor in stability because it is difficult to maintain the dispersion state for a long time. This ink therefore tends to coagulate during storage or clog an ink head.

[0007] A solution obtained from the technique described in Polymer Preprints, Japan Vol. 49, No. 1 (2000) pp. 22-24 is high in surface tension and thus low in the speed of penetration into paper. Therefore, when this ink is used for ink-jet recording, a jetted ink drop dries less easily, causing considerable smearing of characters and images formed on the paper with the ink drop. In addition, since the solution is slow in drying, the oil soluble dye is hard to stay on the surface of the paper. The oil soluble dye rather tends to penetrate through the paper to reach the back of the paper, causing so-called strike-through. Duplex printing is therefore difficult.

[0008] In view of the above, ink containing an oil soluble dye and yet having low viscosity and high stability has been desired. The object of the present invention is to provide ink for ink-jet recording that exhibits excellent water resistance on ordinary paper, has high stability, smears less easily, enables duplex printing, and provides recorded products with high printing quality and high image quality, and an ink cartridge and a recording apparatus including such ink.

SUMMARY OF THE INVENTION

[0009] The ink for ink-jet recording of the present invention contains an oil soluble dye, a humectant, a penetrant, water, and an amphiphilic star block polymer of which the outer portion is hydrophilic, and has a surface tension at 25°C in a range of 20 to 50 mN/m.

[0010] In the ink for ink-jet recording described above, the viscosity at 25°C is preferably in a range of 1 to 10 mPa·s.

[0011] The ink cartridge of the present invention includes ink for ink-jet recording containing an oil soluble dye, a humectant, a penetrant, water, and an amphiphilic star block polymer of which the outer portion is hydrophilic, and having a surface tension at 25°C in a range of 20 to 50 mN/m.

[0012] The recording apparatus of the present invention includes ink for ink-jet recording containing an oil soluble dye, a humectant, a penetrant, water, and an amphiphilic star block polymer of which the outer portion is hydrophilic, and having a surface tension at 25°C in a range of 20 to 50 mN/m. Recording is performed by jetting the ink onto a recording medium.

[0013] Alternatively, the ink for ink-jet recording of the present invention contains an oil soluble dye, a humectant, a penetrant, water, and an amphiphilic heteroarm star polymer, and has a surface tension at 25°C in a range of 20 to 50 mN/m.

[0014] In the ink for ink-jet recording described above, the viscosity at 25°C is preferably in a range of 1 to 10 mPa · s.

[0015] Alternatively, the ink cartridge of the present invention includes ink for ink-jet recording containing an oil soluble dye, a humectant, a penetrant, water, and an amphiphilic heteroarm star polymer, and having a surface tension at 25°C in a range of 20 to 50 mN/m.

[0016] Alternatively, the recording apparatus of the present invention includes ink for ink-jet recording containing an oil soluble dye, a humectant, a penetrant, water, and an amphiphilic heteroarm star polymer, and having a surface tension at 25°C in a range of 20 to 50 mN/m. Recording is performed by jetting the ink onto a recording medium.

[0017] According to the present invention, oil soluble dye molecules are captured by hydrophobic segments of an amphiphilic star polymer. The outer portion of the star polymer is hydrophilic and thus the star polymer itself dissolves in water. The oil soluble dye molecules that are captured in the inner portion of the star polymer also dissolve in water via the star polymer. As a result, the viscosity of the ink decreases and the stability improves.

[0018] The surface tension of the ink at 25°C is in the range of 20 to 50 mN/m, which is comparatively low. Therefore, the solvent of the ink, composed of the humectant, the penetrant, and the water, swiftly penetrates into a recording medium after the jetted ink attaches the recording medium. This makes the ink less smearing. In addition, when the recording medium is paper, the oil soluble dye tends to stay in the surface portion of the paper because the oil soluble dye does not interact with cellulose molecules constituting the paper. The phenomenon of strike-through therefore hardly occurs, and thus duplex printing is possible.

[0019] The surface tension of the ink is preferably as small as possible from the standpoint of facilitating the penetration into the paper. However, if the surface tension of the ink is smaller than 20 mN/m, it is difficult to form the ink into a liquid drop when the ink is jetted out. In consideration of this, the surface tension of the ink was set at 20 mN/m or more. It should be noted, therefore, that the surface tension of the ink may be smaller than 20 mN/m if nice ink jetting is attained.

[0020] The viscosity of the ink is set at a value in the range of 1 to 10 mPa · s. This provides ink having an especially suitable viscosity for ink-jet recording.

[0021] As described above, the ink for ink-jet recording according to the present invention contains an amphiphilic star polymer of which the outer portion is hydrophilic. Oil-soluble dye molecules are captured in the star polymer and thus can be dissolved in water. This suppresses the viscosity to a low level and improves the stability.

[0022] The ink cartridge and the recording apparatus according to the present invention include the ink for ink-jet recording described above. Using such ink, it is possible to provide recording with high printing quality, high image quality, and excellent water resistance on ordinary paper.

BRIEF DESCRIPTION OF THE DRAWINGS

[0023]

FIG. 1 is a schematic structural view of an ink-jet recording apparatus in an embodiment of the present invention.

FIG. 2 is a diagrammatic illustration of an amphiphilic star block polymer in the embodiment.

FIG. 3 is a diagrammatic illustration of an amphiphilic heteroarm star polymer in the embodiment.

FIG. 4 is a diagrammatic illustration of an amphiphilic star block polymer in a comparative example.

FIG. 5 is a diagrammatic illustration of a star polymer in a comparative example.

FIG. 6 is a diagrammatic illustration of a star polymer in a comparative example.

FIG. 7 is a view illustrating a method for synthesizing a star polymer.

FIG. 8 is a view illustrating a method for synthesizing the amphiphilic star block polymer in the embodiment.

FIG. 9 is a view illustrating a method for synthesizing the amphiphilic heteroarm star polymer in the embodiment.

DESCRIPTION OF THE PREFERRED EMBODIMENTS

[0024] Hereinafter, an embodiment of the present invention will be described with reference to the accompanying drawings. FIG. 1 shows a schematic construction of an ink-jet recording apparatus 20 in the embodiment. The recording apparatus 20 jets ink from an ink-jet head 11 to allow the ink to drop on recording paper 14 as a recording medium so that characters or images are formed on the recording paper 14. The ink-jet head 11, which is integrally equipped with an ink cartridge 21 storing ink, is mounted to a carriage 12. The carriage 12 is provided with a carriage motor not shown. With the carriage motor, the carriage 12 is moved forward and backward in the main scanning direction X along a carriage axis 13 that extends in this direction. The carriage 12, the carriage axis 13, and the carriage motor constitute a relative movement means for moving the ink-jet head 11 relatively with respect to the recording paper 14.

[0025] The recording paper 14 is sandwiched by a plurality of sets of transport rollers 15, 15 that are rotated with a transport motor not shown, so that the recording paper 14 is transported in the sub-scanning direction Y orthogonal to the main scanning direction X.

[0026] The ink-jet head 11 stores ink containing an oil soluble dye as ink for recording. In addition to the oil soluble dye as a coloring material, the ink also contains a humectant such as glycerin for suppressing drying of the ink in the head member, a penetrant such as diethylene glycol monobutyl ether for enhancing penetration of the ink into the recording paper 14, and water. The humectant, the penetrant, and water constitute the solvent of the ink. The ink further

contains a star polymer.

[0027] As schematically shown in FIGS. 2 to 6, various types of star polymers exist. Among these, an amphiphilic star polymer of which the external portion is hydrophilic is contained in the ink in this embodiment. In FIGS. 2 to 6, the reference numeral 16 denotes a hydrophilic segment, 17 denotes a hydrophobic segment, and 18 denotes a microgel. Specifically, the ink in this embodiment contains an amphiphilic star block polymer as shown in FIG. 2 or an amphiphilic heteroarm star polymer as shown in FIG. 3. The reason why the types of star polymers used in this embodiment are limited to these two types is as follows.

[0028] When ink contains an amphiphilic star block polymer as shown in FIG. 2 where the hydrophilic segments 16 are located in the outer portion while the hydrophobic segments 17 are located in the inner portion, oil soluble dye molecules 19 are captured by the hydrophobic segments 17. That is, the oil soluble dye molecules 19 are captured in the inner portion of the star polymer. Since the outer portion of the star polymer is hydrophilic, the star polymer itself dissolves in water. As a result, the oil soluble dye molecules 19 captured in the inner portion of the star polymer also dissolve in water via the star polymer. With the existence of such a star polymer, therefore, the viscosity of the ink decreases (preferably to 1 to 10 mPa · s). In addition, the stability of the ink improves since the oil soluble dye molecules 19 are less likely to aggregate with one another.

[0029] Likewise, when ink contains an amphiphilic heteroarm star polymer as shown in FIG. 3 where both the hydrophilic segments 16 and the hydrophobic segments 17 extend from the microgel 18 and the hydrophilic segments 16 are longer than the hydrophobic segments 17, oil soluble dye molecules 19 are captured by the hydrophobic segments 17 in high concentration. Since the outer portion of this star polymer is hydrophilic, the star polymer itself dissolves in water. As a result, in this case, also, the oil soluble dye molecules 19 captured in the inner portion of the star polymer dissolve in water via the star polymer. Therefore, the viscosity of the ink is suppressed low (for example, 1 to 10 mPa · s), and the stability of the ink improves.

[0030] On the contrary, the above effects of reduction in viscosity and improvement in stability are not obtained when an amphiphilic star block polymer as shown in FIG. 4 is used where the hydrophilic segments 16 are located in the inner portion while the hydrophobic segments 17 are located in the outer portion. With this construction, oil soluble dye molecules 19 fail to be captured in the inner portion of the star polymer, and rather exist as weakly bound coalescing masses in the outer portion of the star polymer. In addition, since the outer portion of the star polymer is hydrophobic, the star polymer itself does not dissolve in water.

[0031] The above effects are not obtained either in the case of using a star polymer as shown in FIG. 5 where only the hydrophobic segments 17 extend from the microgel 18. In this case, although oil soluble dye molecules 19 are captured by the hydrophobic segments 17, the star polymer having no hydrophilic segments fails to exhibit hydrophilicity and thus does not dissolve in water.

[0032] In the case of using a star polymer as shown in FIG. 6 where only the hydrophilic segments 16 extend from the microgel 18, the polymer fails to capture oil soluble dye molecules 19 in the inner portion. Therefore, in this case, also, the above effects are not obtained.

[0033] For the above reason, an amphiphilic star polymer of which the outer portion is hydrophilic is selected in the ink in this embodiment.

[0034] Referring to FIG. 7, a star polymer as described above is prepared in the following manner. First, vinyl ether 1 is reacted with HX/ZnX_2 ($X=Cl, I$) to synthesize a living polymer 2 of polyvinyl ether with alkyl groups as side chains. The living polymer 2 is then reacted with divinyl ether 3 to give a star polymer 4.

[0035] Specifically, the amphiphilic star block polymer of which the outer portion is hydrophilic can be prepared by a synthesizing method shown in FIG. 8. In this synthesizing method, first, a living block polymer 5 of vinyl ether with ester side chains and alkylvinyl ether is reacted with divinyl ether 3 to give a precursor star polymer 6. The side chains of this polymer are then hydrolyzed to obtain an amphiphilic star block polymer 7 having hydroxyl groups.

[0036] The amphiphilic heteroarm star polymer can be prepared by a synthesizing method shown in FIG. 9. In this synthesizing method, first, a living block polymer of alkylvinyl ether is reacted with divinyl ether 3 to give a star polymer 8. The star polymer 8 is then reacted with the vinyl ether with ester side chains to give a precursor star polymer 9. The side chains of this polymer are then hydrolyzed to obtain an amphiphilic heteroarm star polymer 10.

[0037] Examples of the oil soluble dye contained in the ink include mono-azo dyes, dis-azo dyes, metal complex salt type mono-azo dyes, anthraquinone dyes, phthalocyanine dyes, and triallylmethane dyes. Specifically, it is possible to use one type or two or more types in combination selected from C.I. Solvent Black #3, #5, #7, #22, #23, #27, #29, #34, #123, C.I. Solvent Blue #2, #11, #12, #25, #35, #36, #38, #55, #70, #73, C.I. Solvent Red #1, #3, #8, #23, #24, #25, #27, #30, #49, #81, #82, #83, #84, #100, #109, #118, #121, #122, #132, #179, #218, C.I. Solvent Yellow #2, #6, #14, #15, #16, #19, #21, #33, #45, #56, #61, #77, #80, #82, #149, #151, C.I. Solvent Green #3, C.I. Solvent Orange #1, #2, #6, #14, #37, #40, #44, #45, C.I. Solvent Violet #8, #13, #14, #21, and #27, for example.

-Examples-

[0038] Hereinafter, specific examples carried out will be described.

[0039] First, 21 types of ink for ink-jet recording having the following compositions (shown in mass percentage) were prepared (Examples 1 to 21).

(Example 1)	
C.I. Solvent Black #3	3%
Glycerin	10%
Diethylene glycol monobutyl ether	10%
Amphiphilic star block polymer (Formula 7)	2%
Pure water	75%

(Example 2)	
C.I. Solvent Blue #2	3%
Glycerin	10%
Diethylene glycol monobutyl ether	10%
Amphiphilic star block polymer (Formula 7)	2%
Pure water	75%

(Example 3)	
C.I. Solvent Red #1	3%
Glycerin	10%
Diethylene glycol monobutyl ether	10%
Amphiphilic star block polymer (Formula 7)	2%
Pure water	75%

(Example 4)	
C.I. Solvent Yellow #2	3%
Glycerin	10%
Diethylene glycol monobutyl ether	10%
Amphiphilic star block polymer (Formula 7)	2%
Pure water	75%

(Example 5)	
C.I. Solvent Black #5	3%
Glycerin	10%
Diethylene glycol monobutyl ether	10%
Amphiphilic heteroarm star polymer (Formula 10)	2%
Pure water	75%

(Example 6)	
C.I. Solvent Blue #11	3%
Glycerin	10%
Diethylene glycol monobutyl ether	10%
Amphiphilic heteroarm star polymer (Formula 10)	2%

EP 1 184 427 A2

(continued)

(Example 6)	
Pure water	75%

(Example 7)	
C.I. Solvent Red #3	3%
Glycerin	10%
Diethylene glycol monobutyl ether	10%
Amphiphilic heteroarm star polymer (Formula 10)	2%
Pure water	75%

(Example 8)	
C.I. Solvent Yellow #6	3%
Glycerin	10%
Diethylene glycol monobutyl ether	10%
Amphiphilic heteroarm star polymer (Formula 10)	2%
Pure water	75%

(Example 9)	
C.I. Solvent Black #7	3%
Glycerin	10%
Diethylene glycol monobutyl ether	10%
Amphiphilic star block polymer (obtained by substituting an n-hexyl group for the isopropyl group of the star polymer in Formula 7)	2%
Pure water	75%

(Example 10)	
C.I. Solvent Blue #12	3%
Glycerin	10%
Diethylene glycol monobutyl ether	10%
Amphiphilic star block polymer (obtained by substituting an n-hexyl group for the isopropyl group of the star polymer in Formula 7)	2%
Pure water	75%

(Example 11)	
C.I. Solvent Red #8	3%
Glycerin	10%
Diethylene glycol monobutyl ether	10%
Amphiphilic star block polymer (obtained by substituting an n-hexyl group for the isopropyl group of the star polymer)	2%

EP 1 184 427 A2

(continued)

(Example 11)	
in Formula 7)	
Pure water	75%

(Example 12)	
C.I. Solvent Yellow #14	3%
Glycerin	10%
Diethylene glycol monobutyl ether	10%
Amphiphilic star block polymer (obtained by substituting an n-hexyl group for the isopropyl group of the star polymer in Formula 7)	2%
Pure water	75%

(Example 13)	
C.I. Solvent Black #22	3%
Glycerin	10%
Diethylene glycol monobutyl ether	10%
Amphiphilic heteroarm star polymer (obtained by substituting an n-hexyl group for the isopropyl group of the star polymer in Formula 10)	2%
Pure water	75%

(Example 14)	
C.I. Solvent Blue #25	3%
Glycerin	10%
Diethylene glycol monobutyl ether	10%
Amphiphilic heteroarm star polymer (obtained by substituting an n-hexyl group for the isopropyl group of the star polymer in Formula 10)	2%
Pure water	75%

(Example 15)	
C.I. Solvent Red #23	3%
Glycerin	10%
Diethylene glycol monobutyl ether	10%
Amphiphilic heteroarm star polymer (obtained by substituting an n-hexyl group for the isopropyl group of the star polymer in Formula 10)	2%
Pure water	75%

(Example 16)	
C.I. Solvent Yellow #15	3%

EP 1 184 427 A2

(continued)

(Example 16)		
	Glycerin	10%
	Diethylene glycol monobutyl ether	10%
	Amphiphilic heteroarm star polymer (obtained by substituting an n-hexyl group for the isopropyl group of the star polymer in Formula 10)	2%
	Pure water	75%

(Example 17)		
	C.I. Solvent Black #3	3%
	Glycerin	10%
	Diethylene glycol monobutyl ether	20%
	Amphiphilic star block polymer (Formula 7)	2%
	Pure water	65%

(Example 18)		
	C.I. Solvent Black #3	... 3%
	Glycerin	... 10%
	Diethylene glycol monobutyl ether	... 30%
	Amphiphilic star block polymer (Formula 7)	... 2%
	Pure water	... 55%

(Example 19)		
	C.I. Solvent Black #3	3%
	Glycerin	10%
	Diethylene glycol monobutyl ether	10%
	Amphiphilic star block polymer (Formula 7)	2%
	Fluorine surfactant (product name "FC-93" available from 3M Ltd.)	1%
	Pure water	74%

(Example 20)		
	C.I. Solvent Black #3	3%
	Glycerin	10%
	Diethylene glycol monobutyl ether	5%
	Amphiphilic star block polymer (Formula 7)	2%
	Pure water	80%

(Example 21)		
	C.I. Solvent Black #3	3%
	Glycerin	10%
	Diethylene glycol monobutyl ether	2%
	Amphiphilic star block polymer (Formula 7)	2%

(continued)

(Example 21)	
Pure water	83%

[0040] Using the respective types of ink for ink-jet recording described above, recording was performed on ordinary paper (product name "Xerox 4024" available from Xerox Corp.) with a commercially available printer. The resultant recorded products exhibited high printing quality and high image quality free from smearing of characters and images. There was no occurrence of strike-through of ink, and clear characters and images were obtained even when duplex printing was performed.

[0041] The recorded paper sheets were immersed in pure water and then dried by leaving them at room temperature. The state of the ink after the drying was observed (water resistance test). As a result, no smearing was observed for any types of ink in Examples 1 to 21. It was therefore confirmed that these types of ink had high water resistance.

[0042] In addition, the types of ink in examples 1 to 21 were left in an atmosphere of 70°C for three months, and then the state of ink was observed (stability test). As a result, no coagulation/precipitation was observed in any types of ink. It was therefore confirmed that the types of ink in Examples 1 to 21 had high stability.

[0043] For comparison, smearing of ink, jetting performance, stability, and the like were examined for conventional types of ink in Comparative Example 1 (see Japanese Laid-Open Patent Publication No. 10-140055), Comparative Example 2 (see Japanese Laid-Open Patent Publication No. 2000-154341), and Comparative Example 3 (see Polymer Preprints, Japan Vol. 49, No. 1 (2000) pp. 22-24).

(Comparative Example 1)

[0044]

C.I. Solvent Black #27	4%
Styrene-acrylic acid copolymer	11%
Polyetherpolyol water-soluble acrylic resin emulsion of polyoxyethylene oxypropylene block copolymer having a number-average degree of polymerization of oxyethylene of 60 and that of oxypropylene of 45 and glycerin	74%
Water-soluble acrylic resin emulsion (JOHNCRYL J-61 available from Johnson Polymer Co.)	6%
Triethylene glycol monobutyl ether	5%

(Comparative Example 2)

[0045] Ink in Comparative Example 2 was prepared in the following manner. First, 2 g of dodecyl sodium sulfate, 4 g of New Frontier S510, 194 g of deionized water, and 10 g of n-butoxymethylacrylamide were put in a flask, and the temperature of the liquid was raised to 50°C while stirring under nitrogen gas flow. Thereafter, 5 g of an ethanol solution containing 0.5 g of V-70 (oil-soluble azo polymerization initiator, available from Wako Pure Chemical Industries, Ltd.) was poured in the flask, and subsequently a monomer solution having the following composition was dropped over two hours. The resultant solution was stirred at the same temperature for four hours and then cooled to room temperature, to obtain ink of a colored resin emulsion (ink in Comparative Example 2).

Composition of the monomer solution:

[0046]

n-butoxymethylacrylamide	89g
Ethyleneglycol dimethyl methacrylate	1g
Savinyl Blue GLS (phthalocyanine blue dye available from Clariant Corp.)	6.3g
Savinyl Blue RS (anthraquinone blue dye	

(continued)

available from Clariant Corp.)	18.7g
--------------------------------	-------

(Comparative Example 3)

[0047]

C.I. Solvent Red #27	3%
Amphiphilic star block polymer (Formula 7)	2%
Pure water	95%

[0048] As for the ink in Comparative Example 1, the viscosity at 25°C was as high as 9800 mPa · s. Using this ink, therefore, printing was not possible with a commercially available ink-jet printer.

[0049] As for the ink in Comparative Example 2, the viscosity at 25°C was 5 mPa · s immediately after the preparation of the ink. At this time, printing was possible with a commercially available ink-jet printer. However, when the printer was operated again after being left standing for 24 hours, no jet of the ink was obtained. The ink in Comparative Example 2 was also put in a sealed container and left standing in an atmosphere of 70°C for three weeks. As a result, the ink was partly coagulated, and the viscosity increased to 1000 mPa · s.

[0050] As for the ink in Comparative Example 3, characters and images printed with a commercially available ink-jet printer using this ink were smeared, making the recorded product totally unrecognizable. In addition, the phenomenon of strike-through of the ink occurred.

[0051] In view of the above, unlike the types of ink in Examples 1 to 21, the types of ink in Comparative Examples 1 to 3 described above are found unsuitable for ink-jet recording.

[0052] Table 1 below shows the results of measurements of surface tension and viscosity of the types of ink in Examples 1 to 21 and Comparative Examples 1 to 3. From this table, also, it is found that the types of ink in Examples 1 to 21 are suitable for ink-jet recording.

[0053] The solvent of the ink of the present invention preferably has a surface tension in the range of 20 to 50 mN/m. Table 1 also shows the surface tension of the solvent of the ink.

Table 1

	Surface tension (ink) (mN/m, 25°C)	Viscosity (ink) (cP, 25°C)	Surface tension (solvent) (mN/m, 25°C)
Example 1	34	3.1	36
Example 2	35	3.9	36
Example 3	34.5	3.5	36
Example 4	33	3.2	36
Example 5	33.5	3.6	36
Example 6	34	3.3	36
Example 7	34.5	3.7	36
Example 8	34	3.4	36
Example 9	34.5	3.4	36
Example 10	33	3.5	36
Example 11	33.5	3.2	36
Example 12	34	3.6	36
Example 13	34.5	3.3	36
Example 14	34	3.7	36
Example 15	33	3.1	36
Example 16	33.5	3.9	36

Table 1 (continued)

	Surface tension (ink) (mN/m, 25°C)	Viscosity (ink) (cP, 25°C)	Surface tension (solvent) (mN/m, 25°C)
Example 17	31	3.6	33
Example 18	29	3.3	30
Example 19	22	3.7	24
Example 20	39	3.4	41
Example 21	48	3.2	50
Comparative Example 1	33	9800	34
Comparative Example 2	31	5	29
Comparative Example 3	61	1.5	72

[0054] The present invention is not limited to the embodiment described above, but may be carried out in various ways without departing from the spirit or the main features of the invention.

[0055] The present embodiment described above is merely illustrative and should not be construed as restrictive. The scope of the present invention is determined solely by the appended claims, and by no means restricted by the foregoing description. All modifications and changes that fall within meets and bounds of the claims or the equivalence of such meets and bounds are intended to be embraced by the claims.

Claims

1. Ink for ink-jet recording containing an oil soluble dye, a humectant, a penetrant, water, and an amphiphilic star block polymer of which the outer portion is hydrophilic, the surface tension of the ink at 25°C being in a range of 20 to 50 mN/m.
2. The ink of Claim 1, wherein the viscosity at 25°C is in a range of 1 to 10 mPa · s.
3. An ink cartridge including ink for ink-jet recording, the ink containing an oil soluble dye, a humectant, a penetrant, water, and an amphiphilic star block polymer of which the outer portion is hydrophilic, the surface tension of the ink at 25°C being in a range of 20 to 50 mN/m.
4. A recording apparatus including ink for ink-jet recording, the ink containing an oil soluble dye, a humectant, a penetrant, water, and an amphiphilic star block polymer of which the outer portion is hydrophilic, the surface tension of the ink at 25°C being in a range of 20 to 50 mN/m,
wherein recording is performed by jetting the ink onto a recording medium.
5. Ink for ink-jet recording containing an oil soluble dye, a humectant, a penetrant, water, and an amphiphilic heteroarm star polymer, the surface tension of the ink at 25°C being in a range of 20 to 50 mN/m.
6. The ink of Claim 5, wherein the viscosity at 25°C is in a range of 1 to 10 mPa · s.
7. An ink cartridge including ink for ink-jet recording, the ink containing an oil soluble dye, a humectant, a penetrant, water, and an amphiphilic heteroarm star polymer, the surface tension of the ink at 25°C being in a range of 20 to 50 mN/m.
8. A recording apparatus including ink for ink-jet recording, the ink containing an oil soluble dye, a humectant, a penetrant, water, and an amphiphilic heteroarm star polymer, the surface tension of the ink at 25°C being in a range of 20 to 50 mN/m,
wherein recording is performed by jetting the ink onto a recording medium.

FIG. 1

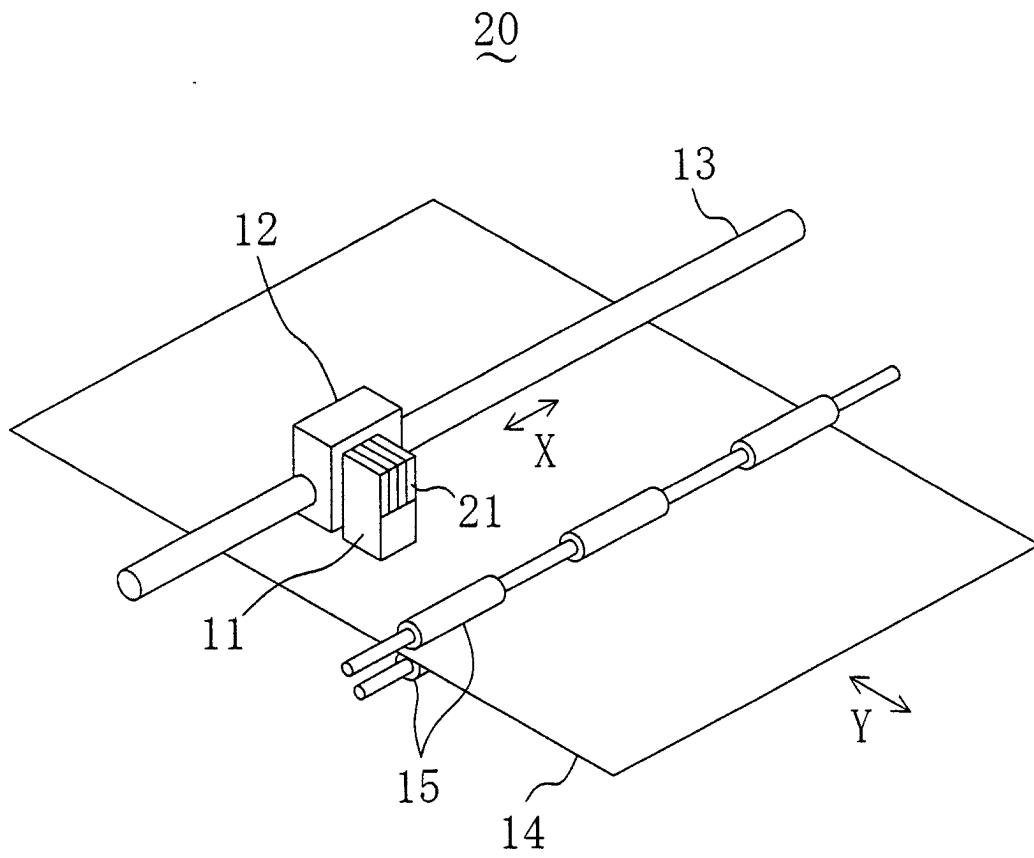


FIG. 2

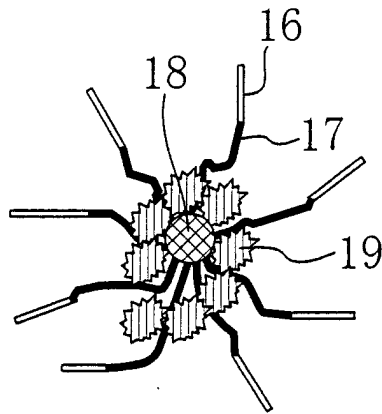


FIG. 3

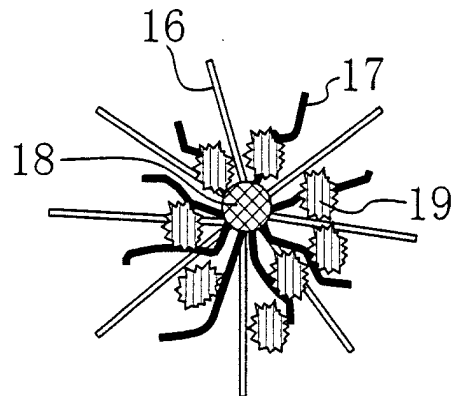


FIG. 4

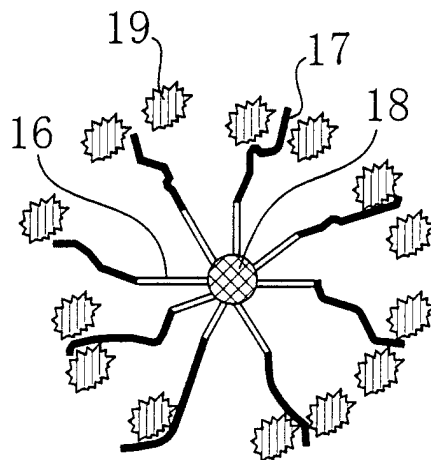


FIG. 5

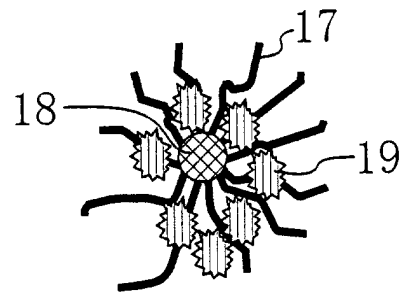


FIG. 6

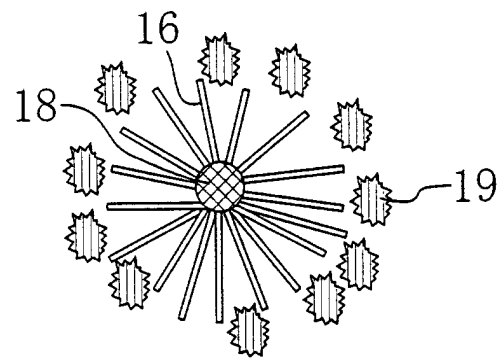
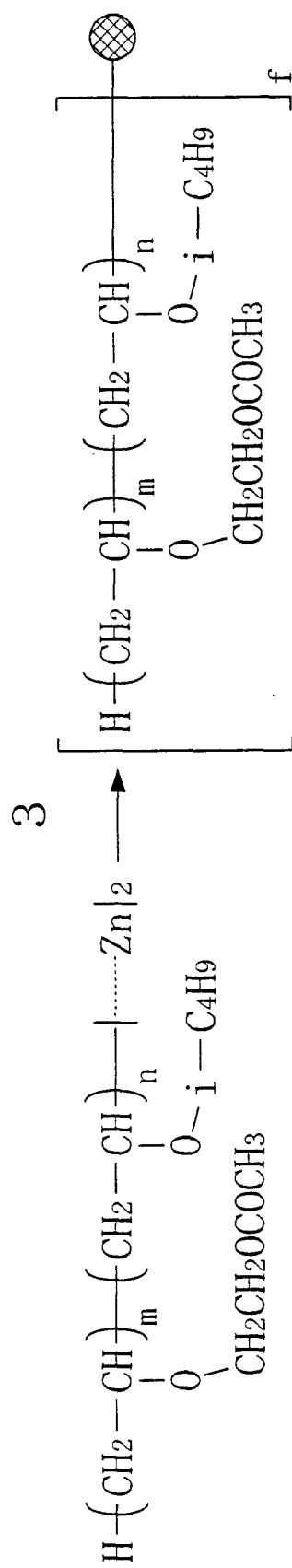


FIG. 8



5

6

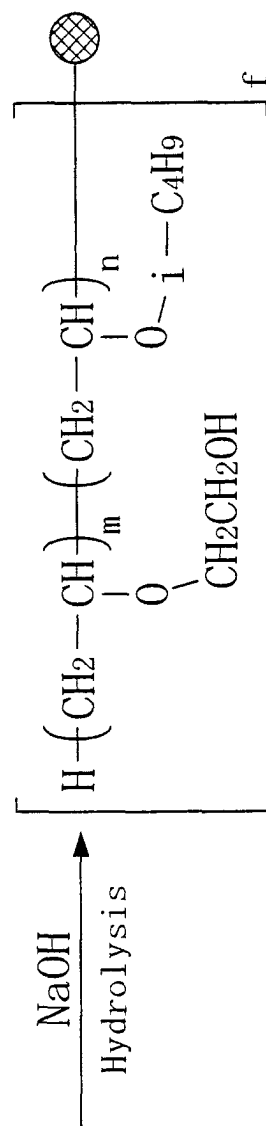


FIG. 9

