



Europäisches Patentamt  
European Patent Office  
Office européen des brevets



(11) **EP 1 253 090 A1**

(12) **EUROPEAN PATENT APPLICATION**

(43) Date of publication:  
**30.10.2002 Bulletin 2002/44**

(51) Int Cl.7: **B65D 85/36**

(21) Application number: **02008420.8**

(22) Date of filing: **12.04.2002**

(84) Designated Contracting States:  
**AT BE CH CY DE DK ES FI FR GB GR IE IT LI LU  
MC NL PT SE TR**  
Designated Extension States:  
**AL LT LV MK RO SI**

(72) Inventor: **Anghileri, Gianmario**  
**23864 Malgrate (Lecco) (IT)**

(74) Representative: **Tansini, Elio Fabrizio**  
**c/o BUGNION S.p.A.**  
**Viale Lancetti 17**  
**20158 Milano (IT)**

(30) Priority: **13.04.2001 IT MI20010812**

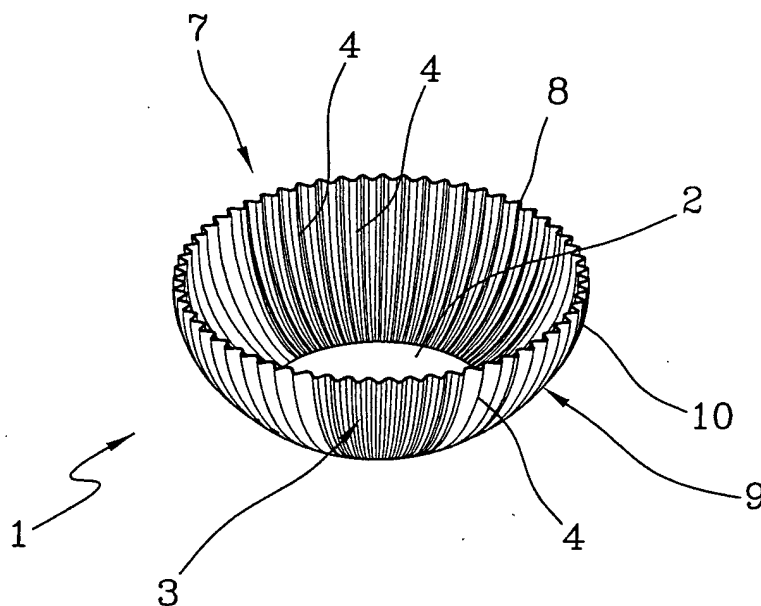
(71) Applicant: **NOVACART S.P.A.**  
**23846 Garbagnate Monastero (Lecco) (IT)**

(54) **Container of sheet material, preferably paper, for foodstuff, in particular confectionery products**

(57) It is disclosed a container of paper material for foodstuffs, in particular pastries, consisting of a single sheet portion of flexible paper material defining a flat

bottom wall (2) and a side wall (3) emerging from the bottom wall. The container has a side wall that in section comprises at least one curvilinear stretch to define an outward-swelling conformation of the side wall itself.

**FIG 1**



**EP 1 253 090 A1**

## Description

**[0001]** The present invention relates to a container of sheet material, preferably paper, for foodstuffs, in particular for products such as pastries, small cakes and the like, of the type consisting of a portion of a flexible sheet material defined by a substantially flat bottom wall and a side wall emerging from said bottom wall, said bottom wall and side wall forming a cavity having an upwardly-facing opening under a situation of normal use of the container, said side wall having a border at the top that defines the contour of said cavity opening.

**[0002]** It is known that containers of paper material for foodstuffs, in particular confectionery products of reduced sizes such as pastries and the like, known in the art under the name of "bun cases", generally consist of a single portion of paper material, of circular shape for example, obtained by cutting-off, and suitably shaped so as to form a flat bottom wall and a tapering side wall of truncated conical form to promote formation of packages and containers suitable for stacking.

**[0003]** The bottom wall and side wall form a cavity having an upwardly-facing opening in the position of normal use of the container. In addition, the side wall is usually made up of a pleating consisting of pleats and undulations disposed in a substantially vertical extension direction, i.e. a direction corresponding to the apothem of the frustum of cone and defining an indented upper border.

**[0004]** Generally bun cases are obtained starting from a flat sheet of paper material of suitable sizes which is drawn by means of male-female moulds capable of producing the flat bottom wall as well as the corresponding pleating on the side wall.

**[0005]** Following the drawing operation, a slight spring back of the paper defining the side wall makes the container take its final frusto-conical shape.

**[0006]** In particular, looking at a section taken in a plane perpendicular to the bottom wall, it is possible to see that in these containers of known type there is a side wall defined by a rectilinear strip which is radius-joined to the bottom wall.

**[0007]** As a matter of fact, the above described containers involving reduced costs and easy accomplishment, are commercially widespread and have been on the market for more than 90 years with a substantially unchanged shape.

**[0008]** In spite of their commercial success, this typology of bun cases is not free from some drawbacks and/or operating limits.

**[0009]** Firstly, the particular frusto-conical shape does not offer a substantial resistance to side deformations. This is mainly due to the fact that the side wall, taking into account how it is manufactured (i.e. starting from a flat sheet), involves use of excess material required for carrying out the side pleating.

**[0010]** In other words, if pressures are exerted on the side walls of the container from the inside to the outside,

the paper forming the container will tend to open and go back to its original flat condition.

**[0011]** It should be also recognized that should the paper forming the container get damp, due to the presence of the food product put inside it for example, the side wall would tend to further loose its resistance to deformations and take its flat conformation again.

**[0012]** Practically it often happens that when a food product is kept in a refrigerator (a damp environment) the side wall will go back to its flat shape again, even if only partly, so that replacement of the container before sale is required.

**[0013]** It is also to be pointed out that the container shape appears to have been substantially unchanged and standardized for many years and therefore a modification of same surely will help in giving a new particular aspect to the container/cake assembly making it different and aesthetically more agreeable as compared with containers of known type.

**[0014]** Accordingly, the present invention aims at substantially solving the above mentioned drawbacks.

**[0015]** Within the scope of this technical task it is an important aim of the invention to devise a container of paper material having an increased stiffness as compared with known containers, in particular with reference to occurrence of side deformations.

**[0016]** It is another aim of the invention to enable the containers to be still stacked up and also to give the same a particular shape and an aesthetically appreciable look.

**[0017]** It is a further aim of the invention to limit, and if possible prevent, side-wall deformations due to dampness, the presence of which makes it necessary to replace the container.

**[0018]** The technical task mentioned and the aims specified are substantially achieved by a container of paper material for foodstuffs such as pastries which is characterized in that said side wall, in section along a plane substantially perpendicular to the bottom wall, is defined by a stretch of material joining said bottom wall to said opening contour, and wherein said stretch has at least one curved portion.

**[0019]** Description of a preferred but not exclusive embodiment of a container of paper material in accordance with the invention is now given by way of non-limiting example with reference to the accompanying drawings, in which:

- Fig. 1 is a perspective view of a container in accordance with the present invention;
- Fig. 2 is a diagrammatic side view of the container in Fig. 1;
- Fig. 3 shows a partial section of the container in Fig. 1 taken in a horizontal plane;
- Fig. 4 is a diagrammatic side view of another variant of the container in accordance with the invention; and
- Fig. 5 is a diagrammatic side view of a container of

known type.

**[0020]** With reference to the drawings, the container of paper material in accordance with the invention has been generally denoted by 1.

**[0021]** It is preferably made up of a single unitary sheet portion of flexible material, generally paper (although a container manufacture involving more than one sheet, i.e. one sheet for the bottom wall and one, fastened to the first one, for the side wall for example, could be provided, even if with higher costs and more complicated manufacturing processes).

**[0022]** This portion of paper material, cut out in the form of a circle for example if the container must be of a circular shape, defines a flat bottom wall 2 from which a side wall 3 emerges.

**[0023]** Since in its preferred embodiment the container is made starting from a single flat sheet of paper material, the material designed to define the side wall 3 after the first bending of same appears to be in excess and therefore is unable to define a perfectly smooth wall.

**[0024]** Under this situation there are substantially two possible alternative solutions.

**[0025]** In a first typology of container (not shown) flattening of the side wall is carried out by pressing the wall on itself so that it takes a conformation which is smooth to the touch as much as possible.

**[0026]** It is apparent that since an excess material is present, a given number of uneven pleats or wrinkles the predominant extension of which is transverse to the bottom wall, will be created on the side wall itself.

**[0027]** Looking at this typology of containers it is possible to notice that in a section of the side wall along a plane substantially parallel to the bottom wall, the profile defined by the side wall will be of a substantially circular type, as much as possible approaching the profile that would be defined by a perfectly smooth surface.

**[0028]** The excess material however highlights a certain number of regions of material overlapping in said closed profile.

**[0029]** The other generally preferred typology of container (see Fig. 1) is on the contrary provided with a series of small substantially vertical pleats evenly disposed on the container.

**[0030]** This typology is that shown in the accompanying figures in which the side wall shows a pleating formed of pleats or undulations 4 extending in a direction substantially transverse to the bottom wall 2.

**[0031]** In detail, pleats are such structured that they give a tridimensional course to the side wall that in a section of the container taken in a plane parallel to the bottom wall, appears as provided with a closed circular profile 11 of undulated extension giving the idea of a sinusoid (see Fig. 3).

**[0032]** The crests or hills of this sinusoid define a raised region 5 on the extension surface of the side wall whereas the valleys define hollow regions.

**[0033]** Given the alternated and even succession of

hills and valleys in the section, the raised regions 5 and hollow regions 6 extend in mutual side by side relationship along the whole extension of the side wall.

**[0034]** It is to be noted that the presence of a side wall of tridimensional extension resulting from the undulations greatly increases resistance of the container to the stresses tending to deform the container itself by flattening.

**[0035]** The bottom wall 2 and side wall 3 form a cavity 7 adapted to house a foodstuff and having an upwardly-facing opening in the position of normal use of the container.

**[0036]** This opening defining the container cavity 7 is delimited by the bottom wall 2 and the side wall 3 terminating at the upper part thereof with a border 8 defining the contour of this opening.

**[0037]** In the preferred embodiment of the present invention the presence of any band turned over outwardly in the extension of the side wall 3 to define an overturned rim is not provided.

**[0038]** In other words, the side wall 3 emerges from the bottom wall 2 and terminates at border 8 where it defines the opening contour.

**[0039]** As can be viewed from Fig 1, the upper border of the side wall is free and has a substantially sinusoidal conformation seen from the top.

**[0040]** If the shape of the container being the object of the invention is examined in detail, with reference in particular to Figs. 2 and 4 showing the container itself in a diagrammatic side view, it is possible to see that in section along a plane substantially perpendicular to the bottom wall 2 the side wall is defined by a stretch of material joining the bottom wall 2 and the opening contour 8.

**[0041]** Advantageously, this stretch 9 has at least one curved portion 10.

**[0042]** Preferably the shape of this curved portion is adapted to give the side wall a substantially concave course the concavity being directed towards the container cavity.

**[0043]** Generally, due to the fact that the container is made from a single sheet of paper material, the curved portion substantially extends along the whole length of the stretch defined in section by the side wall.

**[0044]** As shown in Fig. 2, the trace of the side wall in section in a vertical plane may be defined for example by an arc of a circumference; alternatively, it may have a more complicated course (shown in Fig. 3) consisting of a first stretch coming out of the bottom wall which is substantially rectilinear, then of a curved portion 10 and finally of an end portion which is substantially rectilinear too and delimited by border 8.

**[0045]** At all events, in both solutions shown the container is characterized in that the side wall has a substantially outward-swelling conformation.

**[0046]** The containers of the invention have been mainly conceived for holding cakes of small sizes (as previously said, they substantially are "bun cases") and

therefore the bottom wall will generally be of circular shape, as shown in the drawings, and will have a diameter preferably included between 10 and 110 mm, more preferably in the range of 20 to 90 mm.

[0047] The invention achieves important advantages.

[0048] First of all, after a long period of time a container of a particular shape has become available for the first time which is capable of giving a different aesthetic impact to the confectionery product on display.

[0049] From a more technical point of view, the particular conformation of the side wall is of such a nature that the container ensures an optimal behaviour in terms of side deformations.

[0050] In particular, in case of pressure exerted on the container and directed from the inside to the outside, the wall would tend to close on the product instead of opening.

[0051] Even in the case of a damp environment, due to the conformation of the side wall the paper fibre will tend to close on the product instead of opening and falling down.

[0052] It is not to be forgotten that the possibilities of stacking the products for storage and transport is maintained substantially unchanged so that under this point of view too, disadvantages are not contemplated with respect to the known art.

## Claims

1. A container of sheet material, preferably paper, for foodstuffs, of the type comprising a sheet portion of flexible material defining a substantially flat bottom wall (2) and a side wall (3) emerging from said bottom wall (2), said bottom wall (2) and side wall (3) forming a cavity having an upwardly-facing opening (7) in the normal use position of the container itself, the side wall (3) under use conditions of the container being delimited at the lower part thereof by the bottom wall (2) and at the upper part by a border (8) defining a contour of the opening (7), **characterized in that** said side wall (3) in section along a plane substantially perpendicular to the bottom wall (2) is defined by a stretch of material (9) joining said bottom wall to said opening contour, said stretch (9) having at least one curved portion (10).
2. A container as claimed in claim 1, **characterized in that** said side wall (3) has a predetermined number of pleats (4) the predominant extension of which is substantially transverse to the bottom wall, said pleats defining a closed profile (11) of undulated, preferably sinusoidal course in a section of the side wall (3) along a plane substantially parallel to said bottom wall (2).
3. A container as claimed in anyone of the preceding claims, **characterized in that** the curved portion (10) of the side wall (3) is substantially concave, with a concavity facing the container cavity.
4. A container as claimed in anyone of the preceding claims, **characterized in that** said bottom wall (2) has a substantially circular conformation with a diameter preferably included between 10 and 110 mm.
5. A container as claimed in anyone of the preceding claims, **characterized in that** said curved portion (10) substantially extends along the whole length of the stretch (9) defined in section by the side wall (3).
6. A container as claimed in anyone of the preceding claims, **characterized in that** said container is made of a paper material and is defined by a single unitary sheet portion suitably curved and bent.
7. A container as claimed in anyone of the preceding claims, **characterized in that** it does not have any border band turned over on the outside of said cavity (7) in the extension of the side wall (3).
8. A container as claimed in anyone of the preceding claims, **characterized in that** said side wall (3) has an outward-swelling conformation.
9. A container of paper material for foodstuffs comprising a holding body defining a cavity (7) having an upwardly-facing opening under conditions of normal use of the container, the holding body consisting of a substantially flat bottom wall (2) and a side wall (3) emerging from the bottom wall (2) and terminating with a free border (8) defining a contour of said opening, **characterized in that** said side wall (3) has an outward-swelling shape adapted to at least partly surround a food product housed in the container.

FIG 1

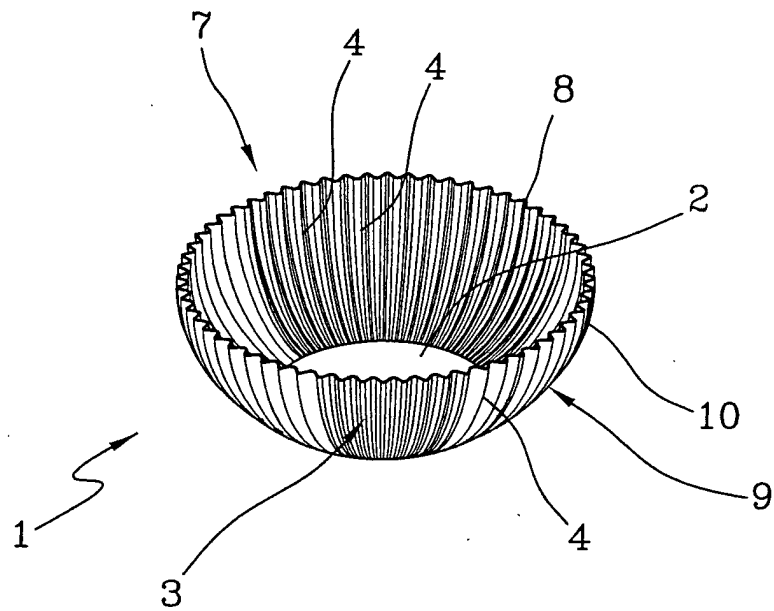


FIG 2

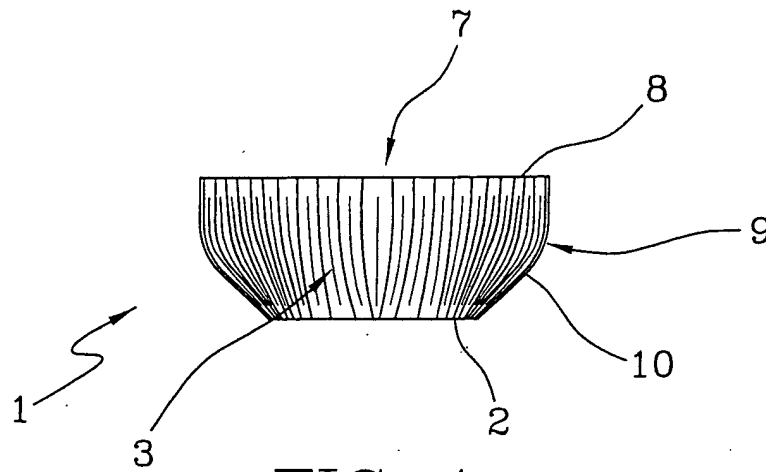
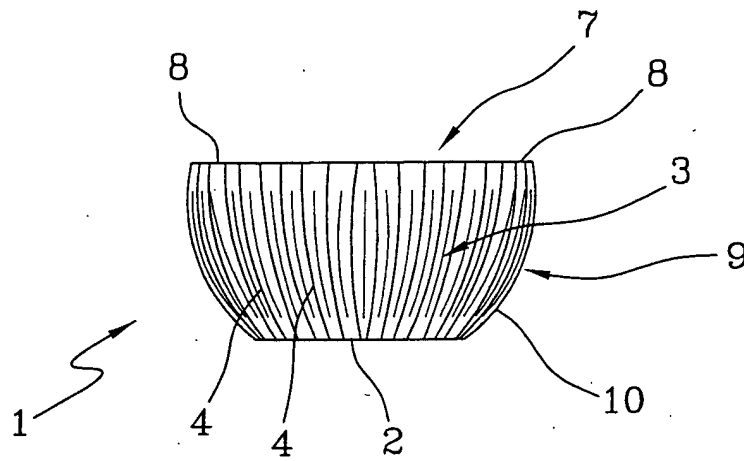


FIG 4

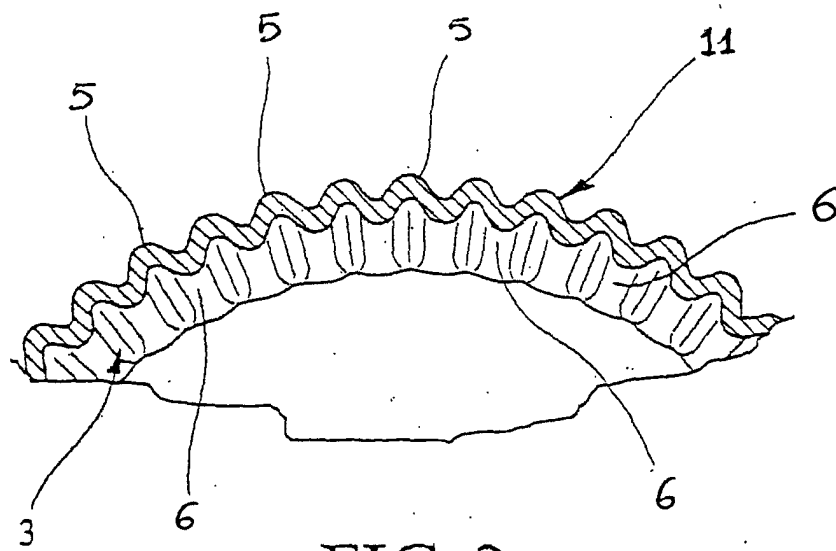
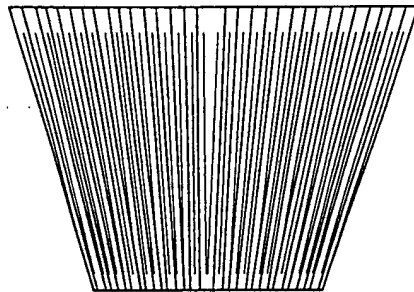


FIG. 3

FIG 5  
(Prior Art)







European Patent  
Office

# EUROPEAN SEARCH REPORT

Application Number  
EP 02 00 8420

DOCUMENTS CONSIDERED TO BE RELEVANT			
Category	Citation of document with indication, where appropriate, of relevant passages	Relevant to claim	CLASSIFICATION OF THE APPLICATION (Int.Cl.7)
X	EP 0 800 997 A (HIRANO SHIKI CO LTD) 15 October 1997 (1997-10-15)	1, 3, 4,	B65D85/36
A	* the whole document *	6-9	
	-----	5	
A	FR 2 767 513 A (YOPLAIT SA) 26 February 1999 (1999-02-26)		
	-----		
			TECHNICAL FIELDS SEARCHED (Int.Cl.7)
			B65D
The present search report has been drawn up for all claims			
Place of search		Date of completion of the search	Examiner
THE HAGUE		3 September 2002	SERRANO GALARRAGA, J
<p>CATEGORY OF CITED DOCUMENTS</p> <p>X : particularly relevant if taken alone  Y : particularly relevant if combined with another document of the same category  A : technological background  O : non-written disclosure  P : intermediate document</p> <p>T : theory or principle underlying the invention  E : earlier patent document, but published on, or after the filing date  D : document cited in the application  L : document cited for other reasons</p> <p>&amp; : member of the same patent family, corresponding document</p>			

EPO FORM 1503 03 82 (P04C01)

**ANNEX TO THE EUROPEAN SEARCH REPORT  
ON EUROPEAN PATENT APPLICATION NO.**

EP 02 00 8420

This annex lists the patent family members relating to the patent documents cited in the above-mentioned European search report. The members are as contained in the European Patent Office EDP file on  
The European Patent Office is in no way liable for these particulars which are merely given for the purpose of information.

03-09-2002

Patent document cited in search report		Publication date	Patent family member(s)	Publication date
EP 0800997	A	15-10-1997	WO 9716352 A1	09-05-1997
			AU 3754795 A	22-05-1997
			EP 0800997 A1	15-10-1997
			HK 1007876 A3	30-04-1999
			JP 3051452 B2	12-06-2000
			US 6089446 A	18-07-2000
FR 2767513	A	26-02-1999	FR 2767513 A1	26-02-1999
			AU 9077998 A	16-03-1999
			EP 1015327 A2	05-07-2000
			WO 9910240 A2	04-03-1999
			HU 0003682 A2	28-02-2001
			PL 338890 A1	20-11-2000

EPO FORM P0459

For more details about this annex : see Official Journal of the European Patent Office, No. 12/82