



(11) **EP 1 331 250 B9**

(12) **CORRECTED EUROPEAN PATENT SPECIFICATION**

Note: Bibliography reflects the latest situation

(15) Correction information: **Corrected version no 1 (W1 B1)**  
**Corrections, see Description Paragraph(s) 15**

(51) Int Cl.: **C09D 9/04 (2006.01)**

(48) Corrigendum issued on:  
**09.01.2008 Bulletin 2008/02**

(45) Date of publication and mention of the grant of the patent:  
**15.08.2007 Bulletin 2007/33**

(21) Application number: **03290187.8**

(22) Date of filing: **23.01.2003**

(54) **Method of removing wallpaper sheet and remover solution therefor**

Verfahren zum Entfernen von Tapetenfolie und Entfernungslösung dafür

Procédé pour enlever le papier peint et solution décollante à cet effet

(84) Designated Contracting States:  
**DE FR GB**

(30) Priority: **29.01.2002 JP 2002019855**

(43) Date of publication of application:  
**30.07.2003 Bulletin 2003/31**

(73) Proprietor: **Shin-Etsu Chemical Co., Ltd.**  
**Chiyoda-ku,**  
**Tokyo (JP)**

(72) Inventor: **Ono, Ichiro,**  
**c/o Shin-Etsu Chemical Co., Ltd**  
**Usui-gun,**  
**Gunma-ken (JP)**

(74) Representative: **Peucelle, Chantal et al**  
**Cabinet Armengaud Aîné**  
**3, Avenue Bugeaud**  
**75116 Paris (FR)**

(56) References cited:  
**US-A- 4 803 008** **US-A- 5 360 489**

**EP 1 331 250 B9**

Note: Within nine months from the publication of the mention of the grant of the European patent, any person may give notice to the European Patent Office of opposition to the European patent granted. Notice of opposition shall be filed in a written reasoned statement. It shall not be deemed to have been filed until the opposition fee has been paid. (Art. 99(1) European Patent Convention).

**Description**

## BACKGROUND OF THE INVENTION

- 5 **[0001]** The present invention relates to a novel method for removing a wallpaper sheet adhesively attached to a wall body surface of, e.g., a living house, off the wall body surface as well as to a wallpaper remover solution used in the method.
- 10 **[0002]** As is known, wallpaper sheets used on the interior walls of living houses and other buildings can be classified into several different types including those consisting of a single paper sheet, those consisting of a paper sheet as a substrate provided with a coating layer of a vinyl resin and those as a laminate consisting of a paper or resin-film substrate and a laminating film of a vinyl resin. These wallpaper sheets are coated on one surface usually with a pressure-sensitive adhesive to form an adhesive lining layer and press-attached onto the surface of a wall body to be bonded thereto with intervention of a layer of the pressure-sensitive adhesive.
- 15 **[0003]** It is sometimes necessary when repairing of the wall or re-designing of the room is desired that the wallpaper sheet bonded firmly to the wall body surface with an adhesive is removed by peeling off the surface presenting a substantial amount of job depending on the properties of the substrate sheet and types of the pressure-sensitive adhesive which can be a starch-based, acrylic resin-based or cellulosic resin-based adhesive either singly or as a blend.
- 20 **[0004]** Accordingly, it is a usual practice that peeling of the wallpaper sheet off the wall body surface is carried out after soaking the paper sheet with water because most of the above named pressure-sensitive adhesives absorb water and become softened to decrease the adhesive bonding strength. A problem there is that the permeability of fresh water alone as a wallpaper remover through the wallpaper sheet is not high enough to facilitate peeling of the wallpaper sheet within a short time or the fresh water applied to the wallpaper surface is rapidly lost by dripping or by evaporation before exhibiting an effect as a remover liquid.
- 25 **[0005]** Several proposals and attempts have been made heretofore as a countermeasure to this problem including a method in which the remover liquid is an aqueous solution prepared by dissolving a gelation agent or thickening agent in water to increase viscosity or consistency of the water so that the solution can be retained in contact with the wallpaper sheet for an extended length of time without dripping and a method in which water is supplied to the wallpaper sheet in the form of water vapor or steam by using a steaming humidifier. However, the former method is not quite effective when the wallpaper sheet is water-resistant and the latter method cannot be undertaken with high working efficiency due to the use of a heavy humidifier instrument if not to mention an eventual danger of scalding of workers.
- 30 **[0006]** As a further countermeasure to the problem, especially, when the wallpaper sheet is water-resistant, several methods are proposed in U.S. Patents No. 4,067,773, No. 4,092,175 and No. 4,274,884, U.K. Patent Application No. 2,058,122A, German Patent 1,806,026 and Japanese Patent Kokai No. 6-250729, according to which the surface of a wallpaper sheet is rubbed with a wire brush or scratched with a knife edge to destroy the water-impermeable surface layer of the sheet followed by soaking of the sheet with an aqueous remover solution prepared by dissolving a surface active agent, an enzyme, a gelation agent, a thickening agent, a water-miscible organic solvent or other additives in water. Although these methods are not ineffective for the purpose of facilitating removal of a wallpaper sheet from a wall body surface by peeling, the effectiveness is quite insufficient in some cases depending on the types of the wallpaper sheets and the nature of the pressure-sensitive adhesives so that it is eagerly desired to develop a novel and more effective water-base remover solution for wallpaper sheets or a more efficient method of removing a wallpaper sheet from a wall body surface.
- 35
- 40

## SUMMARY OF THE INVENTION

- 45 **[0007]** The present invention accordingly has an object, in view of the above described problems in the methods for removing a wallpaper sheet from a wall body surface, to provide a novel and efficient method for removing an adhesive-bonded wallpaper sheet from a wall body surface as well as to provide a novel aqueous remover solution used in the method.
- 50 **[0008]** Thus, the aqueous remover solution for removal of a wallpaper sheet adhesively bonded to the surface of a wall body with intervention of a layer of a pressure-sensitive adhesive is a uniform aqueous solution comprising:
- (A) from 0.01% to 10% by weight of a silicone-based surface active agent which is a polyhydric alcohol-modified organopolysiloxane compound having, in a molecule, at least one polyhydric alcohol residue, such as specified below, and
- 55 (B) from 0.1% to 30% by weight of a moisturizing agent,

the balance to 100% by weight being (C) water.

- [0009]** The silicone-based surface active agent is an organopolysiloxane compound modified with or having polyhydric

alcohol residues as the pendant groups on the silicon atoms and the content of the polyhydric alcohol moiety therein is preferably in the range from 40 to 80% by weight, the polyhydric alcohol being typically glycerin. The aforementioned moisturizing agent is a hydroxyl-containing organic compound selected from the group consisting of polyhydric alcohols, monoalkyl ethers of a glycol compound as well as acetate esters thereof and alkoxyalkanols.

**[0010]** The present invention also provides a method for removing a wallpaper sheet from a wall body surface, to which the wallpaper sheet is adhesively bonded with intervention of a layer of a pressure-sensitive adhesive, which method comprises the steps of;

(a) applying, to the surface of the wallpaper sheet, optionally, after rubbing with a wire brush or scratching with a knife edge, the aqueous remover solution defined above:

(b) soaking the layer of the pressure-sensitive adhesive with the aqueous remover solution; and

(c) peeling the wallpaper sheet off the wall body surface.

#### DETAILED DESCRIPTION OF THE PREFERRED EMBODIMENTS

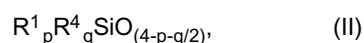
**[0011]** As is summarized above, the remover solution provided by the present invention is an aqueous solution comprising, as the essential ingredients, (A) a silicone-based surface active agent as defined above, (B) a moisturizing agent and (C) water as a solvent for the components (A) and (B) each in a specified proportion. The method of the present invention for removal of a wallpaper sheet from a wall body surface is characterized by the use of this unique remover solution defined above for soaking of the wallpaper sheet or the layer of a pressure-sensitive adhesive thereby to facilitate peeling of the wallpaper sheet off the wall body surface.

**[0012]** The silicone-based surface active agent as the component (A) in the inventive remover solution is an ingredient exhibiting an effect of decreasing the surface tension of water so as to increase penetrability of the aqueous solution through the wallpaper sheet. The component (A) is selected without particular limitations from the class of silicone-based, non-ionic, surface active agents.

**[0013]** The aforementioned silicone-based non-ionic surface active agent silicones modified with a polyhydric alcohol. Silicones modified with a polyhydric alcohol, referred to as PHA hereinafter, are used as the component (A) in the inventive remover solution in respects of good availability at low costs and high safety against human body in addition to the high efficiency for decreasing the surface tension of an aqueous solution as a matter of course as compared with the surface active agents of the other classes.

**[0014]** The PHA-modified silicone is an organopolysiloxane compound having, in the molecular structure, residues derived from a PHA such as glycerin, saccharide compounds and the like, of which residues derived from glycerin are preferable though not limited thereto.

**[0015]** The glycerin-modified organopolysiloxane compound as the component (A) is represented by the average unit formula

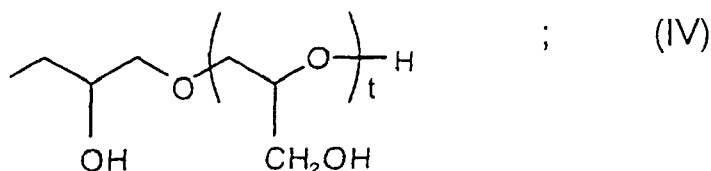
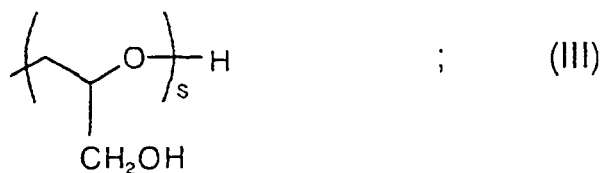


in which  $R^1$  and the subscripts  $p$  and  $q$  are each defined in the following way :

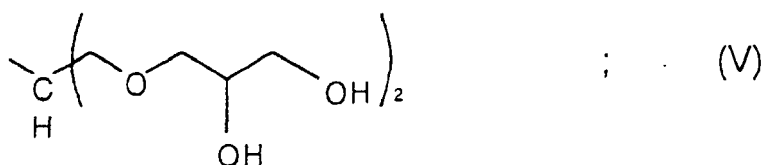
$R^1$  is a monovalent hydrocarbon group free from aliphatic unsaturation and having 1 to 10 carbon atoms, the subscript  $p$  is 0 or a positive number not exceeding 3, and the subscript  $q$  is a positive number smaller than 3 and  $p+q$  does not exceed 3 and  $R^4$  is a pendant group to the silicon atom expressed by the general formula  $-R^5-O-R^6$ ,  $R^5$  being a divalent hydrocarbon group having 2 to 20 carbon atoms, optionally, interrupted by one or more of ether linkages  $-C-O-C-$  or ester linkages  $-CO-O-$  and  $R^6$  being a monovalent group or residue derived from a polyhydric alcohol having at least two hydroxyl groups.

**[0016]** The optionally interrupted, divalent hydrocarbon group denoted by  $R^5$  is exemplified by the groups of the formulas  $-(CH_2)_2-$ ,  $-(CH_2)_3-$ ,  $-CH_2CH(CH_3)-CH_2-$ ,  $-(CH_2)_4-$ ,  $-(CH_2)_5-$ ,  $-(CH_2)_6-$ ,  $-(CH_2)_7-$ ,  $-(CH_2)_8-$ ,  $-(CH_2)_2-CH(CH_2CH_2CH_3)-$ ,  $-CH_2-CH(CH_2CH_3)-$ ,  $-(CH_2)_3-O-$ ,  $-(CH_2)_2-$ ,  $-(CH_2)_3-O-(CH_2)_2-O-(CH_2)_2-$ ,  $-(CH_2)_3-O-CH_2CH(CH_3)-$ ,  $-CH_2-$ ,  $-CH(CH_3)-CO-O-(CH_2)_2-$  and the like, though not particularly limited thereto.

**[0017]** The PHA residue denoted by  $R^6$  is exemplified by the groups expressed by the following formulas including:



and



in which the subscripts  $s$  and  $t$  are each a positive integer not exceeding 20. It is optional that one or more of the hydroxyl groups in these PHA residues are substituted for the hydrogen atoms thereof by alkoxy or acyl groups.

**[0018]** The various types of the silicone-based surface active agents described above as the component (A) in the inventive wallpaper remover solution can be used either singly or as a combination of two kinds or more according to need, if they are compatible each with the others.

**[0019]** The component (B) formulated in the inventive aqueous remover solution is a moisturizing agent which serves to absorb or retain water and is selected from water-soluble organic compounds having a relatively high boiling point. Examples of such an organic compound include polyhydric alcohols as well as ethers and esters thereof such as glycerin, ethyleneglycol, diethyleneglycol, triethyleneglycol, polyethyleneglycol, propyleneglycol, dipropyleneglycol and tripropyleneglycol, glycol ethers such as methyl, ethyl, propyl and butyl ethers of ethyleneglycol, diethyleneglycol or propyleneglycol, alkoxyalkanols such as 3-methoxybutyl alcohol and 3-methoxy-3-methylbutyl alcohol and monoether monoacetates of a glycol compound such as ethyleneglycol monomethyl ether acetate, and propyleneglycol monoethyl ether acetate and the like, though not limited thereto, of which those having a boiling point higher than 100 °C are preferred. These moisturizing agents can be used in the inventive remover solution either singly or as a combination of two kinds or more according to need.

**[0020]** The wallpaper remover solution of the present invention is formulated with the above described components (A) and (B) as the essential ingredients as dissolved in water as the solvent therefor. The contents of the components (A), i.e. silicone-based surface active agent as defined above, and the component (B), i.e. moisturizing agent, in the remover solution should be in the ranges from 0.01% to 10% by weight and from 0.1% to 30% by weight, respectively, or, preferably, in the ranges from 0.1% to 5% by weight and from 0.5% to 10% by weight, respectively, the balance to 100% by weight being water. When the content of the component (A) is too low, no sufficient surface activity can be exhibited in the remover solution resulting in a decrease in the penetrability of the solution through the wallpaper sheet while no additional improvement can be obtained by excessively increasing the content thereof rather with an economical disadvantage due to expensiveness of the compound. When the content of the component (B) is too low, no sufficient water retention can be accomplished in the wallpaper sheet wetted with the remover solution resulting in too early drying of the sheet soaked with the remover solution while, when the content thereof is too high, the solution is imparted with an increased surface tension resulting in a decrease in the penetrability of the solution.

**[0021]** It is of course optional according to need that the above described wallpaper remover solution of the present invention is further admixed with a variety of known additives including thickening agents, gelation agents, water-miscible organic solvents, enzymes, preservatives, perfumes, coloring agents and others each in a limited amount.

**[0022]** In conducting the inventive method for removal of a wallpaper sheet from a wall body surface with the aid of the above described remover solution, the wallpaper sheet on the wall is first wetted with the remover solution by a

conventional method such as spraying, brushing and roller coating. When the wallpaper sheet has a sheet structure consisting of a single paper sheet only without any surface finishing for water resistance, it is usually sufficient to just apply the remover solution to the surface. When the wallpaper sheet has a surface finishing layer for water resistance on a paper substrate, a pretreatment for destroying the surface finishing layer is preferably undertaken by rubbing the surface with a wire brush or by scratching the surface with a knife edge. Provided that this pretreatment is properly undertaken, the remover solution rapidly penetrates through the wallpaper sheet to reach the layer of the pressure-sensitive adhesive so that the pressure-sensitive adhesive is soaked with the remover solution and the adhesive bonding strength between the wallpaper sheet and the wall body surface is decreased to facilitate peeling of the wallpaper sheet off the wall body surface. It is usually sufficient that the wallpaper sheet wetted with the remover solution is kept standing on the wall for 1 to 5 hours or, preferably, 3 to 60 minutes before peeling off the wall body surface.

**[0023]** In the following, a more detailed description is given of the wallpaper remover solution and the method of removing a wallpaper sheet from a wall body surface according to the present invention by way of Examples and a Comparative Example although the scope of the invention is never limited thereby in any way. In the following description, the term of "parts" always refers to "parts by weight".

Reference-Example 1.

**[0024]** An aqueous wallpaper remover solution, referred to as the Solution I hereinafter, having a surface tension of 19.9 dyn/cm (19.9 mN/m) at 25 °C as measured with a type CBVD surface tension meter (Model A3, manufactured by Kyowa Surface Chemical Co.) was prepared by dissolving, in 96.5 parts of water, 3.0 parts of diethyleneglycol and 0.5 part of a polyoxyethylene-modified silicone-based surface active agent, referred to as the Surfactant I hereinafter, expressed by the formula  $\text{Me}_3\text{Si-O-SiMeG}^1\text{-O-SiMe}_3$ , in which Me is a methyl group and the group denoted by  $\text{G}^1$  is a polyoxyethylene residue of the formula  $-\text{C}_3\text{H}_6\text{O}(\text{C}_2\text{H}_4\text{O})_8\text{Me}$ , of which the content of the polyoxyethylene moiety was 54% by weight.

**[0025]** A wallpaper removing test was conducted with the thus prepared Solution I in the following manner. The wallpaper subjected to the test was a commercially available laminated wallpaper sheet having a substrate layer of paper laminated with a polyvinyl chloride resin film as a topping. The wallpaper sheet was adhesively bonded onto the surface of a vertical plasterboard wall body by using a starch-based adhesive paste 6 months ago.

**[0026]** As a pretreatment, line incisions running in a horizontal direction were made in the thus bonded wallpaper sheet with a knife edge in an incision depth to reach the substrate paper layer and the wallpaper sheet having the incision lines was fully wetted over the whole surface with the Solution I by brushing. After standing the thus wetted wallpaper sheet as such for 5 minutes, the wallpaper sheet was manually peeled off the wall body surface and the condition of the wall body surface after peeling of the sheet was visually examined to find that the surface was in a good condition without any debris of the wallpaper substrate left unpeeled.

Reference-Example 2.

**[0027]** A second wallpaper remover solution having a surface tension of 19.8 dyn/cm (19.8 mN/m) at 25 °C, referred to as the Solution II hereinafter, was prepared in the same formulation as for the Solution I in Example 1 excepting for replacement of the diethyleneglycol with the same amount of 3-methyl-3-methoxybutyl alcohol. The result of the wallpaper removing test conducted in the same manner as in Example 1 by using the Solution II was as good as in Example 1.

Reference-Example 3.

**[0028]** A third wallpaper remover solution having a surface tension of 18.2 dyn/cm (18.2 mN/m) at 25 °C, referred to as the Solution III hereinafter, was prepared in substantially the same manner as for the Solution I in Example 1 excepting for an increase of the amount of the Surfactant I from 0.5 part to 3.0 parts and a decrease of the amount of water from 96.5 parts to 94.0 parts. The result of the wallpaper removing test undertaken in the same manner as in Example 1 by using the Solution III was as good as in Example 1.

Reference-Example 4.

**[0029]** A fourth wallpaper remover solution having a surface tension of 23.7 dyn/cm (23.7 mN/m) at 25 °C, referred to as the Solution IV hereinafter, was prepared in substantially the same manner as for the Solution I in Example 1 excepting for the replacement of 0.5 part of the Surfactant I with 2.0 parts of a second polyoxyalkylene-modified organopolysiloxane, referred to as the Surfactant II hereinafter, having 49% by weight content of the polyoxyethylene moiety, which was expressed by the structural formula  $\text{Me}_3\text{Si-O-(SiMe}_2\text{-O)}_{30}\text{-(SiMeG}^2\text{-O)}_5\text{-SiMe}_3$ , in which Me is a methyl group and  $\text{G}^2$  is a polyoxyalkylene residue of the formula  $-\text{C}_3\text{H}_6\text{O}(\text{C}_2\text{H}_4\text{O})_{26}(\text{C}_3\text{H}_6\text{O})_9\text{C}_4\text{H}_9$ , and a decrease of the amount of

water from 96.5 parts to 95.0 parts. The result of the wallpaper removing test conducted in the same manner as in Example 1 by using the Solution IV was as good as in Example 1.

Example 5 according to the invention

5  
**[0030]** A fifth wallpaper remover solution having a surface tension of 21.5 dyn/cm (21.5 mN/m) at 25 °C, referred to as the Solution V hereinafter, was prepared in substantially the same manner as for the Solution I in Example 1 excepting for the replacement of 0.5 part of the Surfactant I with the same amount of a glycerin-modified organopolysiloxane, referred to as the Surfactant III hereinafter, having 47% by weight content of the PHA residues, which was expressed by the structural formula  $\text{Me}_3\text{Si-O}-(\text{SiMe}_2\text{-O})_{11}-(\text{SiMeG}^3\text{-O})_7\text{-SiMe}_3$ , in which Me is a methyl group and  $\text{G}^3$  is a glycerin residue expressed by the formula  $-\text{C}_3\text{H}_6\text{OCH}[\text{CH}_2\text{OCH}_2\text{CH}(\text{OH})\text{CH}_2\text{OH}]_2$ . The result of the wallpaper removing test conducted in the same manner as in Example 1 by using the Solution V was as good as in Example 1.

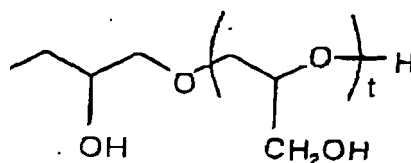
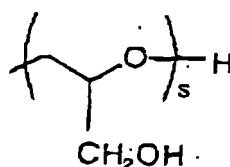
Comparative Example.

15  
**[0031]** A sixth wallpaper remover solution having a surface tension of 28.5 dyn/cm (28.5 mN/m) at 20 °C, referred to as the Solution VI hereinafter, was prepared in substantially same formulation as for the Solution I in Example 1 excepting for the replacement of the Surfactant I with the same amount of a conventional non-silicone surface active agent expressed by the formula  $\text{C}_{10}\text{H}_{21}\text{O}(\text{C}_2\text{H}_4\text{O})_{10}(\text{C}_3\text{H}_6\text{O})_4\text{H}$ . The result of the wallpaper removing test conducted in the same manner as in Example 1 with the Solution VI instead of the Solution I was that the surface of the wall body after peeling of the wallpaper sheet was not in a good condition partly with debris of the paper substrate of the sheet left unremoved.

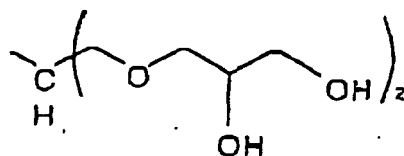
25  
**Claims**

1. 1. A wallpaper remover solution which comprises, as a uniform solution:

30  
 (A) from 0,01% to 10 % by weight of a silicone-based surface active agent which is a polyhydric alcohol-modified organopolysiloxane compound having, in a molecule, at least one polyhydric alcohol residue selected from the group consisting of glycerin residues as a pendant to silicon atom in the organopolysiloxane molecule, and residues expressed by the formulas



45  
 or



## EP 1 331 250 B9

in which the subscripts s and t are each a positive integer not exceeding 20, and  
(B) from 0,1% to 30% by weight of a moisturizing agent, the balance to 100% by weight being (C) water.

2. The wallpaper remover solution as claimed in claim 1 in which the content of the polyhydric alcohol residues in the polyhydric alcohol-modified organopolysiloxane compound is in the range from 40% to 80% by weight.

3. The wallpaper remover solution as claimed in claim 2 in which the content of the polyhydric alcohol residues in the polyhydric alcohol-modified organopolysiloxane compound is in the range from 45% to 70% by weight.

4. The wallpaper remover solution as claimed in claim 1 in which the moisturizing agent as the component (B) is a compound selected from the group consisting of polyhydric alcohols, glycol ethers, alkoxyalkanols and glycol ether acetates.

5. A method for removing a wallpaper sheet adhesively banded to the surface of a wall body with intervention of an adhesive layer which comprises the steps of:

(a) applying, to the surface of the wallpaper sheet, the wallpaper remover solution as defined in claim 1 so as to wet the wallpaper sheet therewith;

(b) soaking the adhesive layer with the wallpaper remover solution penetrating the wallpaper sheet so as to soften the adhesive layer:

and

(c) peeling the wallpaper sheet off the wall body surface.

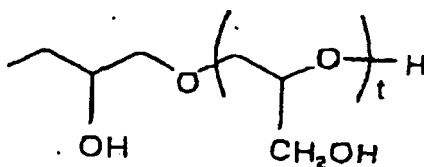
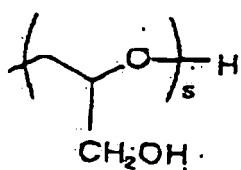
6. The method for removing a wallpaper sheet from a wall body surface as claimed in claim 5 in which the wallpaper sheet wetted with the wall paper remover solution in step (a) is kept standing for- 1 minute to 5 hours before step (c).

7. The method for removing a wallpaper sheet from a wall body surface as claimed in claim 5 in which the wallpaper sheet is, prior to step (a), rubbed with a wire brush or scratched with a knife edge.

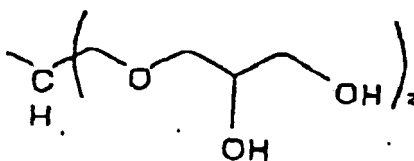
### Patentansprüche

1. Tapetenentfernerlösung, die Folgendes als gleichmäßige Lösung umfasst:

(A) 0,01 bis 10 Gew.-% einer oberflächenaktiven Substanz auf Silikonbasis, bei dem es sich um eine mit einem mehrwertigen Alkohol modifizierte Organopolysiloxanverbindung handelt, die in einem Molekül wenigstens einen Rest eines mehrwertigen Alkohols aufweist, der aus der Gruppe ausgewählt ist, die aus Glycerinresten seitenständig am Siliciumatom im Organopolysiloxanmolekül und aus Resten besteht, die durch die Formeln



oder



ausgedrückt werden, bei denen die Indices  $s$  und  $t$  jeweils eine positive ganze Zahl sind, die 20 nicht überschreitet; und

(B) 0,1 bis 30 Gew.-% eines Feuchthaltemittels,

15 wobei der Rest auf 100 Gew.-% (C) Wasser ist.

2. Tapetenentfernerlösung gemäß Anspruch 1, wobei der Gehalt der Reste des mehrwertigen Alkohols in der mit einem mehrwertigen Alkohol modifizierten Organopolysiloxanverbindung im Bereich von 40 bis 80 Gew.-% liegt.

20 3. Tapetenentfernerlösung gemäß Anspruch 2, wobei der Gehalt der Reste des mehrwertigen Alkohols in der mit einem mehrwertigen Alkohol modifizierten Organopolysiloxanverbindung im Bereich von 45 bis 70 Gew.-% liegt.

4. Tapetenentfernerlösung gemäß Anspruch 1, wobei das Feuchthaltemittel als Komponente (B) eine Verbindung ist, die aus der Gruppe ausgewählt ist, die aus mehrwertigen Alkoholen, Glycolethern, Alkoxyalkanolen und Glycoltheracetaten besteht.

5. Verfahren zum Entfernen einer Tapetenbahn, die durch Vermittlung einer Klebstoffschicht auf die Oberfläche eines Wandkörpers geklebt ist, mit den folgenden Schritten:

30 (a) Auftragen der Tapetenentfernerlösung gemäß Anspruch 1 auf die Oberfläche der Tapetenbahn, so dass die Tapetenbahn damit befeuchtet wird;

(b) Tränken der Klebstoffschicht mit der Tapetenentfernerlösung, die in die Tapetenbahn eindringt, so dass die Klebstoffschicht aufgeweicht wird; und

(c) Abziehen der Tapetenbahn von der Oberfläche des Wandkörpers.

35 6. Verfahren zum Entfernen einer Tapetenbahn von der Oberfläche eines Wandkörpers gemäß Anspruch 5, wobei die Tapetenbahn, die in Schritt (a) mit der Tapetenentfernerlösung befeuchtet wurde, vor Schritt (c) 1 Minute bis 5 Stunden lang ruhen gelassen wird.

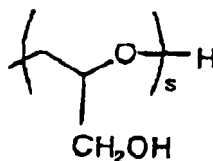
40 7. Verfahren zum Entfernen einer Tapetenbahn von der Oberfläche eines Wandkörpers gemäß Anspruch 5, wobei die Tapetenbahn vor Schritt (a) mit einer Drahtbürste gerieben oder mit einer Klinge gekratzt wird.

## Revendications

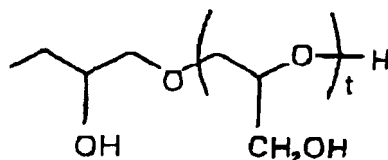
45 1. Solution pour décoller du papier peint qui comprend, sous forme de solution uniforme :

(A) de 0,01% à 10% en poids d'un tensio-actif à base de silicone qui est un composé organopolysiloxane modifié par un polyol ayant, dans une molécule, au moins un résidu polyol choisi dans le groupe constitué par des résidus glycérine sous forme de groupe pendant à un atome de silicium dans la molécule d'organopolysiloxane, et des résidus représentés par les formules :

5



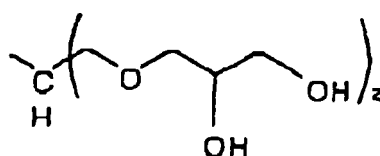
10



15

ou

20



25

dans lesquelles les indices s et t représentent chacun un nombre entier positif ne dépassant pas 20, et (B) de 0,1% à 30% en poids d'un agent humidifiant, le complément jusqu'à 100% en poids étant (C) de l'eau.

30

2. Solution pour décoller du papier peint selon la revendication 1, dans laquelle la concentration des résidus polyols dans le composé organopolysiloxane modifié par un polyol est dans la gamme de 40% à 80% en poids.

35

3. Solution pour décoller du papier peint selon la revendication 2, dans laquelle la concentration des résidus polyols dans le composé organopolysiloxane modifié par un polyol est dans la gamme de 45% à 70% en poids.

40

4. Solution pour décoller du papier peint selon la revendication 1, dans laquelle l'agent humidifiant en tant que composant (B) est un composé choisi dans le groupe constitué par les polyols, les éthers de glycol, les alkoxyalcanols et les acétates d'éther de glycol.

5. Procédé pour enlever un lé de papier peint collé à la surface d'un corps de mur avec l'intervention d'une couche adhésive qui comprend les étapes consistant à :

45

(a) appliquer, à la surface d'un lé de papier peint, la solution pour décoller du papier peint telle que définie dans la revendication 1 pour humidifier le lé de papier peint avec celle-ci ;

(b) imprégner la couche adhésive avec la solution pour décoller du papier peint pénétrant le lé de papier peint pour ramollir la couche adhésive ; et

(c) détacher le lé de papier peint de la surface du corps du mur.

50

6. Procédé pour enlever un lé de papier peint d'une surface de corps de mur selon la revendication 5, dans lequel le lé de papier peint humidifié avec la solution pour décoller du papier peint à l'étape (a) est laissé au repos pendant 1 minute à 5 heures avant l'étape (c).

55

7. Procédé pour enlever un lé de papier peint d'une surface de corps de mur selon la revendication 5, dans lequel le lé de papier peint est, avant l'étape (a), frotté avec une brosse métallique ou gratté avec un couteau.

**REFERENCES CITED IN THE DESCRIPTION**

*This list of references cited by the applicant is for the reader's convenience only. It does not form part of the European patent document. Even though great care has been taken in compiling the references, errors or omissions cannot be excluded and the EPO disclaims all liability in this regard.*

**Patent documents cited in the description**

- US 4067773 A [0006]
- US 4092175 A [0006]
- US 4274884 A [0006]
- GB 2058122 A [0006]
- DE 1806026 [0006]
- JP 6250729 A [0006]