

(19)



Europäisches Patentamt

European Patent Office

Office européen des brevets



(11)

EP 1 341 132 A1

(12)

EUROPEAN PATENT APPLICATION

(43) Date of publication:

03.09.2003 Bulletin 2003/36

(51) Int Cl.7: **G07D 9/00, A45C 1/08**

(21) Application number: **02004429.3**

(22) Date of filing: **27.02.2002**

(84) Designated Contracting States:

**AT BE CH CY DE DK ES FI FR GB GR IE IT LI LU
MC NL PT SE TR**

Designated Extension States:

AL LT LV MK RO SI

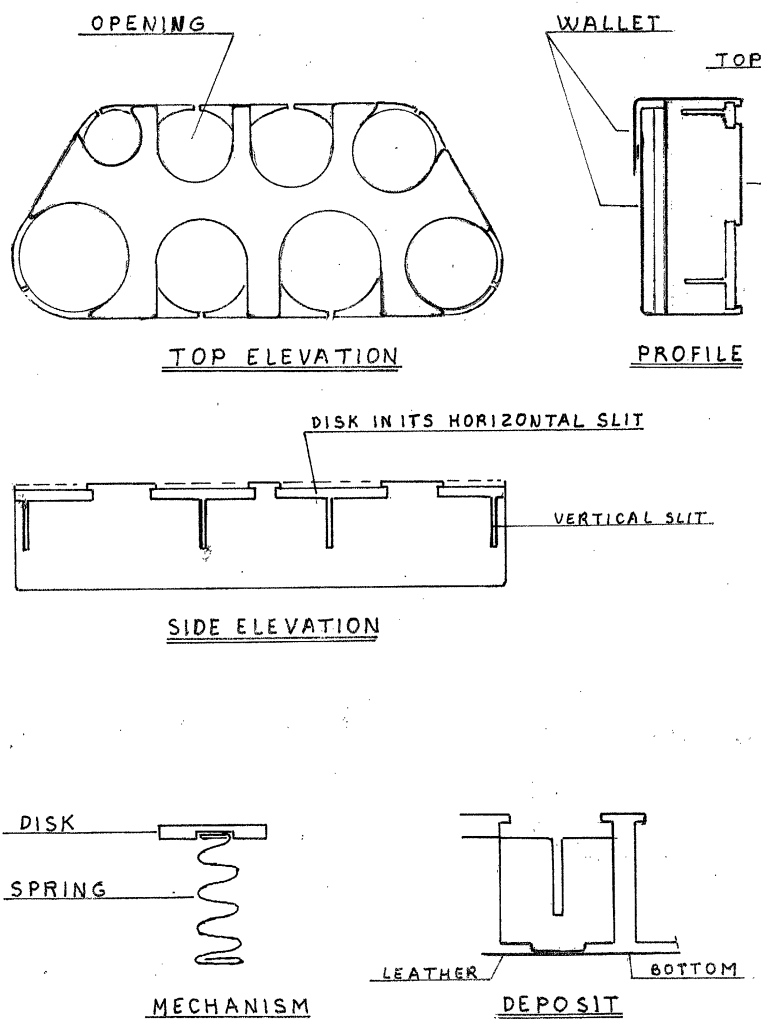
(71) Applicant: **Esquiroz Bergasa, Maria Victoria
Pamplona 31004, Navarra (ES)**

(72) Inventor: **Esquiroz Bergasa, Maria Victoria
Pamplona 31004, Navarra (ES)**

(54) **Pocketsize Euro coin holder and dispenser with wallet for banknotes**

(57) A combined coin holder and banknote wallet of pocket size which has a number of deposits, each with

it own mechanism allowing the top coin of each deposit to be seen, leading to storage, ready reckoning and dispensing of coins.



MARIA VICTORIA ESQUIROZ BERGASA

V. Esquiroz

EP 1 341 132 A1

Description**Description of the machine**

[0001] The machine is made of rigid plastic in the shape of a prism that has a trapezoid bottom and top, both being of the same surface area and having rounded edges. Between the top and the bottom there are five or eight or more deposits for storage of Euro coins, each denomination having its own deposit.

[0002] The top is flat and has a determined height but has five or eight or more circular openings forming the entrances of the deposits.

[0003] Each deposit has a mechanism composed of a rigid plastic disk, whose size corresponds the deposit in question, with its corresponding metal spring.

[0004] Each opening on the top has two diameters: An exterior diameter and an interior diameter. The interior diameter is equal to that of the disk and the deposit. The exterior diameter is smaller than the disk. Storing or dispensing of a coin from its deposit takes place through a horizontal slit located within the height of the top. The horizontal slits are located in the perimeter of the top.

[0005] Within each deposit the spring rests on the inside of the bottom whilst the disk rests against the inside of the top, since the exterior diameter of the opening is smaller than the disk.

[0006] Each deposit has an external vertical slit to allow air to escape on compression.

[0007] The bottom is flat and has no openings.

[0008] The outside of the machine is covered with leather or imitation leather and the bottom is attached to its leather wallet.

Dimensions of the machine

[0009] The surface area is determined by the number of Euros coins chosen, the dividing walls between the deposits and the width of the enclosing wall.

[0010] The minimum height is determined by the height of two Euro coins of the same denomination in addition to the height of the top and bottom, the compressed spring and the thickness of the leather or imitation leather wallet.

Use of the machine

[0011] The coins are stored manually in their deposits by sliding them through the horizontal slit by exerting light pressure towards the interior of the deposit.

[0012] The machine allows quick reckoning of the value of coins stored in the machine.

[0013] From the top all the firsts coins of the deposits can be seen at the same time, since the disks are hidden by the first coin stored.

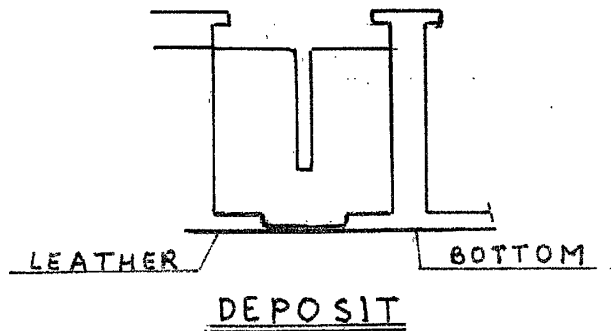
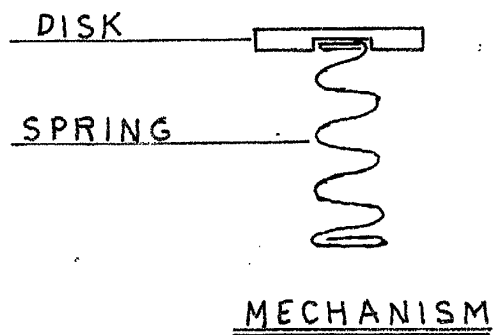
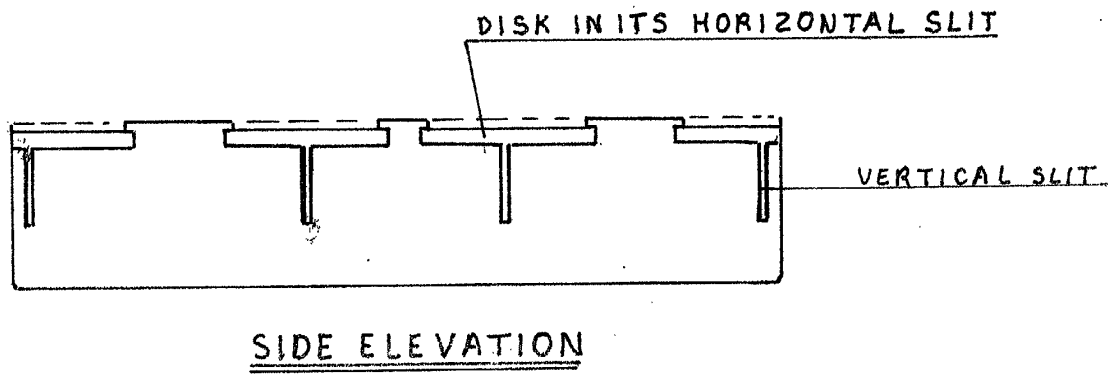
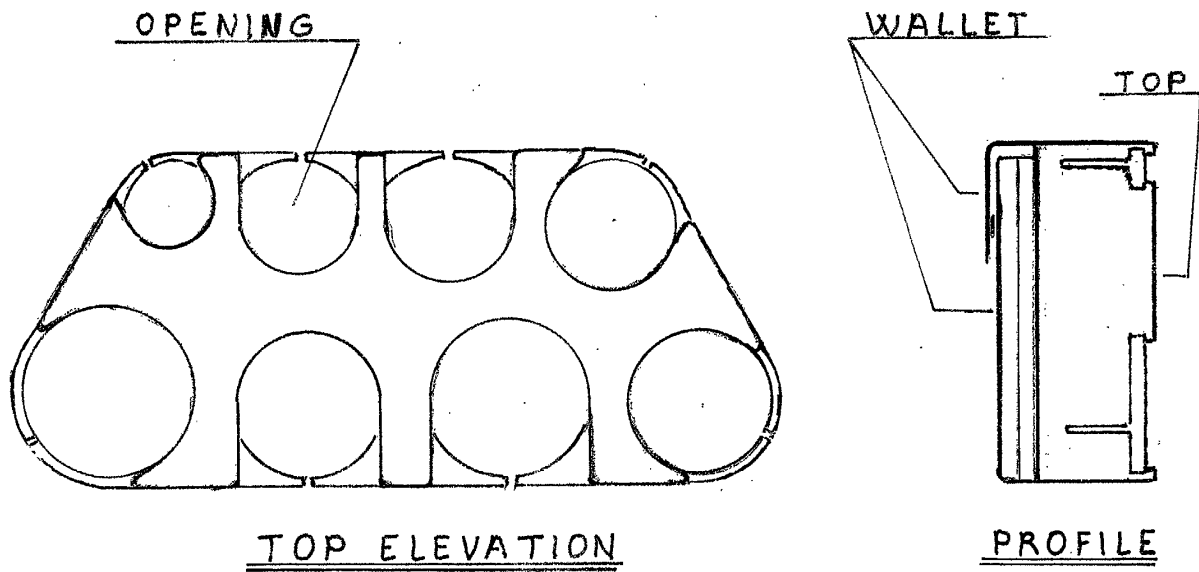
[0014] The coins are dispensed manually from their deposits through the horizontal slit by sliding them out.

[0015] Banknotes are stored manually in the wallet.

[0016] The machine is carried in the pocket of an item of clothing.

Claims

1. A combined coin holder and banknote wallet of pocket size which has a number of deposits, each with its own mechanism allowing the top coin of each deposit to be seen, leading to storage, ready reckoning and dispensing of coins.
2. The mechanism, which consists of a rigid plastic disk and a compressed spring underneath it, holds the coins in place in their respective deposits while being transported in the pocket of an item of clothing.
3. The mechanism contained in each of the deposits forces the coins to the top of the deposits so that at any given time all the top coins of the occupied deposits are seen all at the same time on the upper surface of the holder.
4. The mechanism allows the coins to be slid in or out with light pressure exerted on the deposit.
5. The wallet, for the storage of banknotes, forms part of the holder.
6. The holder, with its mechanism, allows everyday commercial transactions to be carried out effectively and efficiently, which gives rise to the holder's most important function which is that facilitating commercial transactions carried out by the visually impaired and the elderly.



MARIA VICTORIA ESQUIROZ BERGASA

V. Esquiroz



European Patent
Office

EUROPEAN SEARCH REPORT

Application Number
EP 02 00 4429

DOCUMENTS CONSIDERED TO BE RELEVANT			
Category	Citation of document with indication, where appropriate, of relevant passages	Relevant to claim	CLASSIFICATION OF THE APPLICATION (Int.Cl.7)
X	US 3 242 930 A (WILNER) 29 March 1966 (1966-03-29) * column 1, line 64 - column 2, line 56 * * column 4, line 37 - line 62; figures * ---	1-6	G07D9/00 A45C1/08
X	DE 201 07 413 U (STADLER) 18 October 2001 (2001-10-18) * page 2, line 15 - line 22 * * page 4, line 25 - line 29 * * page 6 * -----	2-4,6	
			TECHNICAL FIELDS SEARCHED (Int.Cl.7)
			G07D A45C
The present search report has been drawn up for all claims			
Place of search THE HAGUE		Date of completion of the search 24 July 2002	Examiner Neville, D
CATEGORY OF CITED DOCUMENTS X : particularly relevant if taken alone Y : particularly relevant if combined with another document of the same category A : technological background O : non-written disclosure P : intermediate document T : theory or principle underlying the invention E : earlier patent document, but published on, or after the filing date D : document cited in the application L : document cited for other reasons & : member of the same patent family, corresponding document			

EPO FORM 1503 03/82 (P04C01)

**ANNEX TO THE EUROPEAN SEARCH REPORT
ON EUROPEAN PATENT APPLICATION NO.**

EP 02 00 4429

This annex lists the patent family members relating to the patent documents cited in the above-mentioned European search report.
The members are as contained in the European Patent Office EDP file on
The European Patent Office is in no way liable for these particulars which are merely given for the purpose of information.

24-07-2002

Patent document cited in search report		Publication date	Patent family member(s)	Publication date
US 3242930	A	29-03-1966	NONE	
DE 20107413	U	18-10-2001	DE 20107413 U1	18-10-2001