



(11) **EP 1 373 218 B9**

(12) **CORRECTED EUROPEAN PATENT SPECIFICATION**

(15) Correction information:
Corrected version no 1 (W1 B1)
Corrections, see
Description Paragraph(s) 8, 67, 196
Claims EN

(51) Int Cl.:
C07D 233/84 ^(2006.01) **C07D 401/12** ^(2006.01)
A61K 31/4164 ^(2006.01) **A61P 25/08** ^(2006.01)

(86) International application number:
PCT/US2002/009026

(48) Corrigendum issued on:
03.12.2008 Bulletin 2008/49

(87) International publication number:
WO 2002/079168 (10.10.2002 Gazette 2002/41)

(45) Date of publication and mention
of the grant of the patent:
09.01.2008 Bulletin 2008/02

(21) Application number: **02757803.8**

(22) Date of filing: **22.03.2002**

(54) **IMIDAZOLYL DERIVATIVES USEFUL AS HISTAMINE H3 RECEPTOR LIGANDS**
IMIDAZOLDERIVATE VERWENDBAR ALS HISTAMIN H3 REZEPTORLIGANDEN
DERIVES IMIDAZOLYL UTILES EN TANT QUE LIGANDS DE RECEPTEUR H3 D'HISTAMINE

(84) Designated Contracting States:
AT BE CH CY DE DK ES FI FR GB GR IE IT LI LU
MC NL PT SE TR

(74) Representative: **Fisher, Adrian John et al**
CARPMAELS & RANSFORD
43-45 Bloomsbury Square
London WC1A 2RA (GB)

(30) Priority: **29.03.2001 US 279802 P**

(56) References cited:
WO-A-99/42458

(43) Date of publication of application:
02.01.2004 Bulletin 2004/01

(73) Proprietor: **Ortho-McNeil-Janssen**
Pharmaceuticals, Inc.
Titusville, NJ 08560 (US)

- **LEURS R ET AL: "Therapeutic potential of histamine H3 receptor agonists and antagonists" TRENDS IN PHARMACOLOGICAL SCIENCES, ELSEVIER TRENDS JOURNAL, CAMBRIDGE, GB, vol. 19, no. 5, 1 May 1998 (1998-05-01), pages 177-184, XP004121095 ISSN: 0165-6147**
- **TOZER M J ET AL: "From histamine to imidazolylalkyl-sulfonamides: the design of a novel series of histamine H3-receptor antagonists" BIOORGANIC & MEDICINAL CHEMISTRY LETTERS, OXFORD, GB, vol. 9, no. 13, 5 July 1999 (1999-07-05), pages 1825-1830, XP004168846 ISSN: 0960-894X**

(72) Inventors:

- **BOGENSTAETTER, Michael**
Cambridge, MA 02138 (US)
- **CARRUTHERS, Nicholas, I.**
Poway, CA 92064 (US)
- **JABLONOWSKI, Jill, A.**
San Diego, CA 92129 (US)
- **LOVENBERG, Timothy, W.**
San Diego, CA 92130 (US)
- **LY, Kiev, S.**
San Diego, CA 92126 (US)

Note: Within nine months of the publication of the mention of the grant of the European patent in the European Patent Bulletin, any person may give notice to the European Patent Office of opposition to that patent, in accordance with the Implementing Regulations. Notice of opposition shall not be deemed to have been filed until the opposition fee has been paid. (Art. 99(1) European Patent Convention).

EP 1 373 218 B9

Description**FIELD OF THE INVENTION**

5 **[0001]** The present invention relates to heterocyclic derivatives useful in methods of treating neurologic and other disorders and conditions mediated by the histamine H₃ receptor.

BACKGROUND OF THE INVENTION

10 **[0002]** Histamine [2-(imidazol-4-yl)ethylamine] is a transmitter substance. Histamine exerts a physiological effect via multiple distinct G-protein coupled receptors. It plays a role in immediate hypersensitivity reactions and is released from mast cells following antigen IgE antibody interaction. The actions of released histamine on the vasculature and smooth muscle system account for the symptoms of the allergic response. These actions occur at the H₁ receptor (Ash, A.S.F. and Schild, H.O., Br. J. Pharmacol., 1966, 27, 427) and are blocked by the classical antihistamines (e.g. diphenhydramine). Histamine is also an important regulator of gastric acid secretion through its action on parietal cells. These effects of histamine are mediated via the H₂ receptor (Black, J.W., Duncan, W.A.M., Durant, C.J., Ganellin, C.R. and Parsons, E. M., Nature, 1972, 236, 385) and are blocked by H₂ receptor antagonists (e.g. cimetidine). The third histamine receptor -H₃- was first described as a presynaptic autoreceptor in the central nervous system (CNS) (Arrang, J.-M., Garbarg, M., and Schwartz, J.-C., Nature 1983, 302, 832) controlling the synthesis and release of histamine. Recent evidence has emerged showing that the H₃ receptors are also located presynaptically as heteroreceptors on serotonergic, noradrenergic, dopaminergic, cholinergic, and GABAergic (gamma-aminobutyric acid containing) neurons. These H₃ receptors have also recently been identified in peripheral tissues such as vascular smooth muscle. Consequently there are many potential therapeutic applications for histamine H₃ agonists, antagonists, and inverse agonists. (See: "The Histamine H3 Receptor-A Target for New Drugs", Leurs, R., and Timmerman, H., (Editors), Elsevier, 1998; Morisset et al., Nature, 2000, 408, 860-864.) A fourth histamine receptor -H₄- was recently described by Oda et al., (J. Biol. Chem., 2000, 275, 36781-36786).

20 **[0003]** The potential use of histamine H₃ agonists in sleep/wake and arousal/vigilance disorders is suggested based on animal studies (Lin et al, Br. Res., 1990, 523, 325; Monti et al Eur. J. Pharmacol., 1991, 205, 283). Their use in the treatment of migraine has also been suggested (McLeod et al Abstr. Society Neuroscience, 1996, 22, 2010) based on their ability to inhibit neurogenic inflammation. Other applications could be a protective role in myocardial ischemia and hypertension where blockade of norepinephrine release is beneficial (Imamura et al J. Pharmacol. Expt. Ther., 1994, 271, 1259). It has been suggested that histamine H₃ agonists may be beneficial in asthma due to their ability to reduce non-adrenergic non-cholinergic (NANC) neurotransmission in airways and to reduce microvascular leakage (Ichinose et al Eur. J. Pharmacol., 1989, 174, 49).

30 **[0004]** Several indications for histamine H₃ antagonists and inverse agonists have similarly been proposed based on animal pharmacology experiments with known histamine H₃ antagonists (e.g. thioperamide). These include, dementia, Alzheimer's disease (Panula et al Abstr. Society Neuroscience, 1995, 21, 1977), epilepsy (Yokoyama et al Eur. J. Pharmacol., 1993, 234, 129) narcolepsy, eating disorders (Machidori et al Brain Research 1992, 590, 180), motion sickness, vertigo, attention deficit hyperactivity disorders (ADHD), learning and memory (Barnes et al Abstr. Society Neuroscience, 1993, 19, 1813), schizophrenia (Schlicker et al Naunyn-Schmiedeberg's Arch. Pharmacol., 1996, 353, 290-294); (also see; Stark et al Drugs of the Future, 1996, 21, 507 and Leurs et al Progress in Drug Research, 1995, 45, 107 and references cited therein). Histamine H₃ antagonists, alone or in combination with a histamine H₁ antagonist, are reported to be useful for the treatment of upper airway allergic response (U.S. Patent Nos. 5,217,986; 5,352,707 and 5,869,479). Recently, a histamine H₃ antagonist (GT-2331) was identified and is being developed by Gliatech Inc. (Gliatech Inc. Press Release Nov. 5, 1998; Bioworld Today, March 2, 1999) for the treatment of CNS disorders.

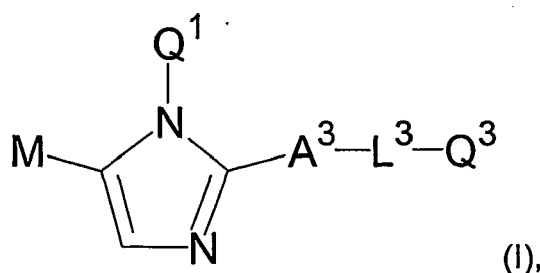
40 **[0005]** As noted, the prior art related to histamine H₃ ligands was comprehensively reviewed recently ("The Histamine H3 Receptor-A Target for New Drugs", Leurs, R., and Timmerman, H., (Editors), Elsevier, 1998). Within this reference the medicinal chemistry of histamine H₃ agonists and antagonists was reviewed (see Krause et al and Phillips et al respectively). Thus the importance of an imidazole moiety containing only a single substitution in the 4 position was noted together with the deleterious effects of additional substitution on activity. Particularly methylation of the imidazole ring at any of the remaining unsubstituted positions was reported to strongly decrease activity.

50 **[0006]** More recently several publications have described histamine H₃ ligands that do not contain an imidazole moiety. For example; Ganellin et al Arch. Pharm. (Weinheim, Ger.) 1998, 331, 395; Walczynski et al Arch. Pharm. (Weinheim, Ger.) 1999, 332, 389; Walczynski et al Farmaco 1999, 684; Linney et al J. Med. Chem. 2000, 2362; Tozer and Kalindjian Exp. Opin. Ther. Patents 2000, 10, 1045-1055; U.S. Patent 5,352,707; PCT Application WO99/42458, Aug 26, 1999; and European Patent Application 0978512, Feb 9, 2000.

55 **[0007]** We now describe a series of heterocyclic derivatives with the ability to modulate the activity of the histamine receptor, specifically the H₃ receptor.

SUMMARY OF THE INVENTION

[0008] The present invention provides compounds of the formula (I):



wherein:

20 Q¹ is selected from the group consisting of C₁₋₇ alkyl, C₁₋₇ haloalkyl and C₂₋₇ alkenyl;

wherein, Q¹ may be substituted with one or more substituents selected from the group consisting of halo, cyano, hydroxy, OR¹¹, C₁₋₅ alkyl, C₁₋₅ haloalkyl, C₂₋₅ alkenyl, nitro, amino (H₂N-), R¹¹HN-, R¹¹R¹²N-, amido (H₂NC(O)), R¹¹HNC(O), R¹¹R¹²NC(O) and R¹¹OC(O), and wherein R¹¹ and R¹² are Independently C₁₋₅ alkyl, C₁₋₅ haloalkyl or C₂₋₅ alkenyl;

25 M is a moiety of the formula -CH₂R^M, -CHOHR^M, -C(=O)R^M or -C(=N-OH)R^M,

wherein, R^M is selected from the group consisting of C₁₋₇ alkyl, R^{M1}HN-, R^{M1}R^{M2}N-, cycloalkyl, aryl, biaryl and heterocyclyl,

30 wherein R^M may be substituted with one or more substituents independently selected from the group consisting of halo, cyano, hydroxy, OR^{M1}, C₁₋₅ alkyl, C₁₋₅ haloalkyl, C₂₋₅ alkenyl, nitro, amino (H₂N-), R^{M1}HN-, R^{M1}R^{M2}N-, amido (H₂NC(O)), R^{M1}HNC(O) and R^{M1}R^{M2}NC(O), and

wherein R^{M1} and R^{M2} are independently C₁₋₅ alkyl, C₁₋₅ haloalkyl or C₂₋₅ alkenyl;

35 A³ is NH, NR³, sulfur, sulfoxide, sulfone or oxygen, wherein R³ is C₁₋₅alkyl; L³ is C₁₋₇ alkyl or C₂₋₇ alkenyl;

wherein L³ may be substituted with one or more substituents selected from the group consisting of halo, hydroxy, methoxy and amino (H₂N-);

40 or L³ is absent; and

45 Q³ is selected from the group consisting of C₁₋₇ alkyl, C₁₋₇ haloalkyl, C₂₋₇ alkenyl, C₃₋₇cycloalkyl, C₅₋₇cycloalkenyl, aryl, 4-7 membered heterocyclyl, (C₃₋₇cycloalkyl) -(4-7 membered heterocyclyl, 4-7 membered heterocyclyl) -C₃₋₇cycloalkyl, bi-(4-7 membered heterocyclyl), R³¹HN-, R³¹R³²N-, azinoyl (R³¹HN⁺(O⁻) or R³¹R³²N⁺(O⁻)), C₃₋₇cycloalkylamino, 4-7 membered heterocyclylamino, aryl C₁₋₆alkylamino, C₃₋₇cycloalkylsulfanyl, 4-7 membered heterocyclylsulfanyl and 4-7 membered heterocycliloxy;

50 wherein Q³ may be substituted with one or more substituents selected from the group consisting of halo, cyano, hydroxy, OR³¹, C₁₋₅ alkyl, C₁₋₅ haloalkyl, C₂₋₅ alkenyl, nitro, amino (H₂N-), R³¹HN-, R³¹R³²N-, amido-(H₂NC(O)), R³¹HNC(O), R³¹R³²NC(O), R³¹OC(O), C₃₋₇ cycloalkyl, monocyclic 4-7 membered heterocyclyl and monocyclic 4-7 membered heterocyclyl C₁₋₆ alkyl, and

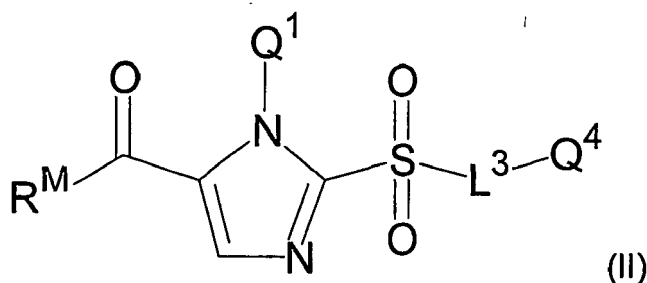
wherein R³¹ and R³² are independently C₁₋₅ alkyl, C₁₋₅ haloalkyl or C₂₋₅ alkenyl; or A³ and L³ are absent and Q³ is sulfanyl;

55 or a pharmaceutically acceptable ester, ether, N-oxide, amide, salt, hydrate or isotopically labeled form thereof.

[0009] The disclosed compounds, alone or in combination with a histamine H₁ receptor antagonist or a histamine H₂ receptor antagonist, are useful for treating or preventing neurologic disorders including sleep/wake and arousal/vigilance disorders (e.g. insomnia and jet lag), attention deficit hyperactivity disorders (ADHD), learning and memory disorders,

cognitive dysfunction, migraine, neurogenic inflammation, dementia, mild cognitive impairment (pre-dementia), Alzheimer's disease, epilepsy, narcolepsy, eating disorders, obesity, motion sickness, vertigo, schizophrenia, substance abuse, bipolar disorders, manic disorders and depression, as well as other histamine H₃ receptor mediated disorders such as upper airway allergic response, asthma and allergic rhinitis in a subject in need thereof.

[0010] The present invention also provides process intermediates useful in preparing compounds of Formula I. A preferred embodiment of the present invention is an intermediate compound of the formula (II):



wherein:

Q¹ is selected from the group consisting of C₁₋₇ alkyl, C₁₋₇ haloalkyl and C₂₋₇ alkenyl;

wherein Q¹ may be substituted with one or more substituents selected from the group consisting of halo, cyano, hydroxy, OR¹¹, C₁₋₅ alkyl, C₁₋₅ haloalkyl, C₂₋₅ alkenyl, nitro, amino (H₂N-), R¹¹HN-, R¹¹R¹²N-, amido (H₂NC(O)), R¹¹HNC(O), R¹¹R¹²NC(O) and R¹¹OC(O), and

wherein R¹¹ and R¹² are independently C₁₋₅ alkyl, C₁₋₅ haloalkyl or C₂₋₅ alkenyl;

R^M is selected from the group consisting of methyl, R^{M1}HN-, R^{M1}R^{M2}N-, C₅₋₇cycloalkyl (e.g., cyclopentyl or cyclohexyl), aryl, biaryl (e.g., naphthyl, or (4-phenyl) phenyl) and 4-7 membered heterocyclyl with between 0 and 2 heteroatoms,

wherein R^M may be substituted with one or more substituents independently selected from the group consisting of halo, cyano, hydroxy, OR^{M1}, C₁₋₅ alkyl, C₁₋₅ haloalkyl, C₂₋₅ alkenyl, nitro, amino (H₂N-), R^{M1}HN-, R^{M1}R^{M2}N-, amido (H₂NC(O)), R^{M1}HNC(O) and R^{M1}R^{M2}NC(O), and wherein R^{M1} and R^{M2} are independently C₁₋₅ alkyl, C₁₋₅ haloalkyl or C₂₋₅ alkenyl;

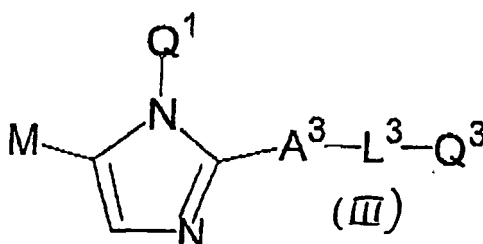
L³ is C₁₋₇ alkyl or C₂₋₇ alkenyl;

wherein L³ may be substituted with one or more substituents selected from the group consisting of halo, hydroxy, methoxy and amino (H₂N-); or L³ is absent; and

Q⁴ is hydrogen;

or a derivative thereof that bears one or more protecting groups.

[0011] The invention also provides an intermediate of the formula (III) :



wherein: Q¹ is selected from the group consisting of C₁₋₇ alkyl, C₁₋₇ haloalkyl and C₂₋₇ alkenyl;
 wherein Q¹ may be substituted with one or more substituents selected from the group consisting of halo, cyano,
 hydroxy, OR¹¹, C₁₋₅ alkyl, C₁₋₅ haloalkyl, C₂₋₅ alkenyl, nitro, amino, R¹¹HN-, R¹¹R¹²N-, amido, R¹¹NC(O), R¹¹R¹²NC
 (O) and R¹¹OC(O), and

wherein R¹¹ and R¹² are independently C₁₋₅ alkyl, C₁₋₅ haloalkyl or C₂₋₅ alkenyl;

M is hydrogen;

A³ is NH, NR³, sulfur, sulfoxide, sulfone or oxygen, wherein R³ is C₁₋₅ alkyl;

L³ is C₁₋₇ alkyl or C₂₋₇ alkenyl;

wherein L³ may be substituted with one or more substituents selected from the group consisting of halo, hydroxy,
 methoxy and amino; or L³ is absent; and

Q³ is selected from the group consisting of C₁₋₇ alkyl, C₁₋₇ haloalkyl, C₂₋₇ alkenyl, C₃₋₇ cycloalkyl, C₅₋₇ cycloalkenyl,
 aryl, 4-7 membered heterocyclyl, C₃₋₇ cycloalkyl-4-7 membered heterocyclyl, 4-7 membered heterocyclyl-C₃₋₇ cy-
 cloalkyl, bi- (4-7 membered heterocyclyl), R³¹HN-, R³¹R³²N-, azinoyl, C₃₋₇ cycloalkylamino, 4-7 membered hetero-
 cyclylamino, aryl C₁₋₆ alkylamino, C₃₋₇ cycloalkylsulfanyl, 4-7 membered heterocyclylsulfanyl and 4-7 membered
 heterocycliloxy ;

wherein Q³ may be substituted with one or more substituents selected from the group consisting of halo, cyano,
 hydroxy, OR³¹, C₁₋₅ alkyl, C₁₋₅ haloalkyl, C₂₋₅ alkenyl, nitro, amino, R³¹HN-, R³¹R³²N-, amido, R³¹HNC(O),
 R³¹R³²NC(O), R³¹OC(O) C₃₋₇ cycloalkyl, monocyclic 4-7 membered heterocyclyl and monocyclic 4-7 membered
 heterocyclylalkyl, and

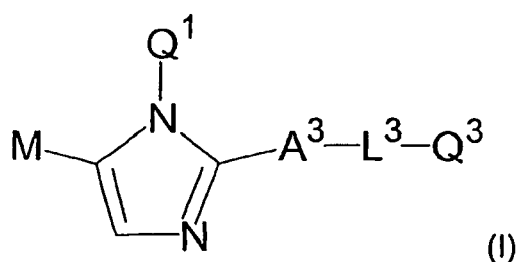
wherein R³¹ and R³² are independently C₁₋₅ alkyl, C₁₋₅ haloalkyl or C₂₋₅ alkenyl;

or A³ and L³ are absent and Q³ is sulfanyl;

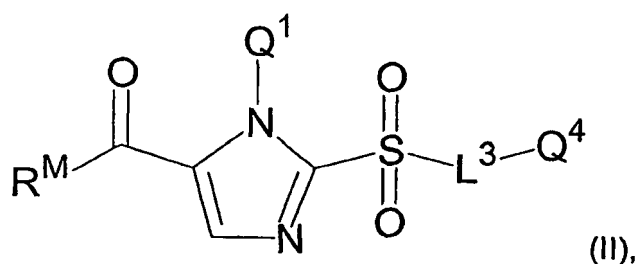
or a pharmaceutical acceptable ester, ether, N-oxide, amide, salt, hydrate or isotopically labeled form thereof.

DETAILED DESCRIPTION OF THE INVENTION

[0012] The present invention provides compounds of the formula (I):



and the formula (II):



described in the Summary section above. The invention encompasses the described compounds or pharmaceutically
 acceptable esters, ethers, N-oxides, amides, salts, hydrates or isotopically labeled forms thereof.

[0013] A preferred embodiment of the present invention is a compound of Formula I wherein Q¹ is unsubstituted or
 substituted C₁₋₇ alkyl, more preferably unsubstituted or substituted C₁₋₅ alkyl, and most preferably unsubstituted C₁₋₃
 alkyl. Preferred substituents are those having a basic amine.

[0014] A preferred embodiment of the present invention is a compound of Formula I wherein Q¹ is methyl.

[0015] Another preferred embodiment of the present invention is a compound of Formula I wherein M is a moiety of the formula $-\text{CH}_2\text{R}^{\text{M}}$, $-\text{CHOHR}^{\text{M}}$, $-\text{C}(=\text{O})\text{R}^{\text{M}}$ or $-\text{C}(=\text{N}-\text{OH})\text{R}^{\text{M}}$, and more preferably $-\text{CHOHR}^{\text{M}}$, $-\text{C}(=\text{O})\text{R}^{\text{M}}$ or $-\text{C}(=\text{N}-\text{OH})\text{R}^{\text{M}}$.

[0016] Another preferred embodiment of the present invention is a compound of Formula I wherein R^{M} is unsubstituted or substituted C_{3-7} cycloalkyl, aryl or 4-7 membered heterocyclyl.

[0017] Another preferred embodiment of the present invention is a compound of Formula I wherein R^{M} is aryl, and more preferably phenyl, unsubstituted or substituted with halo, cyano, hydroxy, methoxy, C_{1-3} alkyl, perhalomethyl, nitro or amino, and preferably substituted with F, Cl, Br, cyano, methoxy, C_{1-3} alkyl, hydroxy, CF_3 or nitro.

[0018] Another preferred embodiment of the present invention is a compound of Formula I wherein A^3 is oxygen, sulfur or NH, and more preferably oxygen or sulfur, and most preferably oxygen.

[0019] Another preferred embodiment of the present invention is a compound of Formula I wherein L^3 is unsubstituted or substituted C_{1-5} alkyl or C_{2-5} alkenyl.

[0020] Another preferred embodiment of the present invention is a compound of Formula I wherein: L^3 is selected from (a) C_{1-3} alkyl, which may be unsubstituted or substituted, and independently may be unbranched or branched, and (b) C_{4-5} alkyl, which is branched or substituted, or both. Examples of preferred L^3 include methyl, ethyl, propyl, 1-methylethyl (isopropyl), 1-methylpropyl, 2-methylpropyl, 1-methylbutyl, 2-methylbutyl, 3-methylbutyl and 2-ethylpropyl.

[0021] Another preferred embodiment of the present invention is a compound of Formula I wherein L^3 is absent.

[0022] Another preferred embodiment of the present invention is a compound of Formula I wherein Q^3 is $\text{R}^{31}\text{HN}-$ or $\text{R}^{31}\text{R}^{32}\text{N}-$, or an unsubstituted or substituted nitrogen-containing 5-6 membered heterocyclyl, C_{3-6} cycloalkyl-5-6 membered heterocyclyl, 5-6 membered heterocyclyl $-\text{C}_{3-6}$ cycloalkyl or bi-heterocyclyl, and more preferably $\text{R}^{31}\text{R}^{32}\text{N}-$ or an unsubstituted or substituted nitrogen-containing 5-6 membered heterocyclyl.

[0023] Another preferred embodiment of the present invention is a compound of Formula I wherein: Q^1 is methyl; M is a moiety of the formula $-\text{CH}_2\text{R}^{\text{M}}$, $-\text{CHOHR}^{\text{M}}$, $-\text{C}(=\text{O})\text{R}^{\text{M}}$ or $-\text{C}(=\text{N}-\text{OH})\text{R}^{\text{M}}$; R^{M} is phenyl (or pyridinyl, or both) unsubstituted or substituted with F, Cl, Br, cyano, methoxy, C_{1-3} alkyl, CF_3 or nitro; A^3 is oxygen or sulfur; L^3 is selected from (a) C_{1-3} alkyl, which may be unsubstituted or substituted, and independently may be unbranched or branched, and (b) C_{4-5} alkyl, which is branched or substituted, or both; and Q^3 is $\text{R}^{31}\text{R}^{32}\text{N}-$.

[0024] Another preferred embodiment of the present invention is a compound of Formula I wherein: Q^1 is methyl; M is a moiety of the formula $-\text{CH}_2\text{R}^{\text{M}}$, $-\text{CHOHR}^{\text{M}}$ or $-\text{C}(=\text{O})\text{R}^{\text{M}}$; R^{M} is phenyl unsubstituted or substituted with F, Cl, Br, cyano, methoxy, C_{1-3} alkyl, CF_3 or nitro; A^3 is oxygen or sulfur; L^3 is unsubstituted or substituted C_{1-5} alkyl or C_{2-5} alkenyl, or L^3 is absent; and Q^3 is an unsubstituted or substituted nitrogen-containing 5-6 membered heterocyclyl (e.g., piperidino, piperazino, or N-substituted 4-piperidinyl).

[0025] Another preferred embodiment of the present invention is a compound of formula I wherein:

Q^1 is C_{1-3} alkyl

wherein Q^1 may be substituted with one substituent selected from the group consisting of amino, $\text{R}^{11}\text{HN}-$, $\text{R}^{11}\text{R}^{12}\text{N}-$, amido, $\text{R}^{11}\text{HNC}(\text{O})$, $\text{R}^{11}\text{R}^{12}\text{NC}(\text{O})$ and $\text{R}^{11}\text{O}(\text{O})$, and

wherein R^{11} and R^{12} are independently C_{1-5} alkyl, C_{1-5} haloalkyl or C_{2-5} alkenyl;

M is a moiety of the formula $-\text{CH}_2\text{R}^{\text{M}}$, $-\text{CHOHR}^{\text{M}}$, or $-\text{C}(=\text{O})\text{R}^{\text{M}}$,

wherein, R^{M} is selected from the group consisting of C_{1-3} alkyl, $\text{R}^{\text{M}1}\text{HN}-$, $\text{C}_{1-3}\text{R}^{\text{M}1}\text{R}^{\text{M}2}\text{N}-$, C_{5-7} cycloalkyl, aryl, biaryl and 4-7 membered heterocyclyl containing between 1 and 2 heteroatoms,

wherein R^{M} may be substituted with one or more substituents independently selected from the group consisting of halo, cyano, hydroxy, $\text{OR}^{\text{M}1}$, C_{1-5} alkyl, nitro, and amino; and

A^3 is sulfur or oxygen

L^3 is C_{1-7} alkyl or C_{2-7} alkenyl;

wherein L^3 may be substituted with one or more substituents selected from the group consisting of halo, hydroxy, methoxy and amino ($\text{H}_2\text{N}-$);

or L^3 is absent; and

Q^3 is selected from the group consisting of C_{1-7} alkyl, C_{1-7} haloalkyl, C_{2-7} alkenyl, C_{3-7} cycloalkyl, C_{5-7} cycloalkenyl, aryl, 4-7 membered heterocyclyl, C_{3-7} cycloalkyl- 4-7 membered heterocyclyl, 4-7 membered heterocyclyl- C_{3-7} cycloalkyl, bi-(4-7 membered heterocyclyl), $\text{R}^{31}\text{HN}-$, $\text{R}^{31}\text{R}^{32}\text{N}-$, azinoyl, C_{3-7} cycloalkylamino, 4-7 membered heterocyclylamino, aryl C_{1-6} alkylamino, C_{3-7} cycloalkylsulfanyl, 4-7 membered heterocyclylsulfanyl and 4-7 membered

heterocycloxy;

wherein Q³ may be substituted with one or more substituents selected from the group consisting of halo, cyano, hydroxy, OR³¹, C₁₋₅ alkyl, C₁₋₅ haloalkyl, C₂₋₅ alkenyl, nitro, amino, R³¹HN-, R³¹R³²N-, amido, R³¹HNC(O), R³¹R³²NC(O), R³¹OC(O), C₃₋₇cycloalkyl, monocyclic 4-7 membered heterocyclyl and monocyclic 4-7 membered heterocyclylalkyl, and

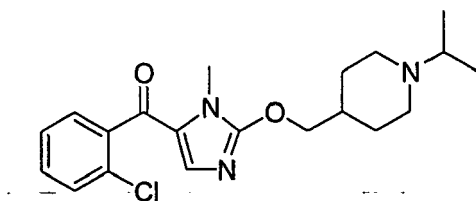
wherein R³¹ and R³² are independently C₁₋₅alkyl, C₁₋₅ haloalkyl or C₂₋₅ alkenyl;

or A³ and L³ are absent and Q³ is sulfanyl;

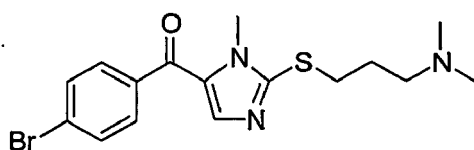
or a pharmaceutically acceptable ester, ether, N-oxide, amide, salt, hydrate or isotopically labeled form thereof.

[0026] Preferred compounds of the present invention are as described in Examples I through V and XI through XVI.

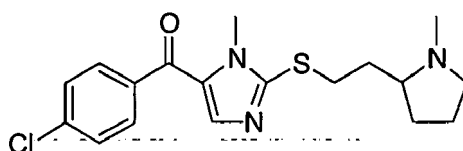
[0027] More preferred compounds of the present invention are:



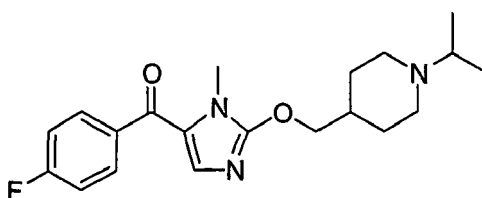
(2-chlorophenyl)-[2-(1-isopropyl-piperidin-4-ylmethoxy)-3-methyl-3H-imidazol-4-yl]-methanone;



(4-Bromophenyl)-[2-(3-dimethylamino-propylsulfanyl)-3-methyl-3H-imidazol-4-yl]-methanone;

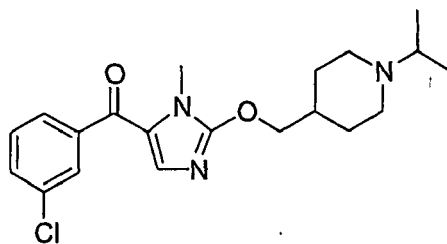


(4-Chlorophenyl)-[3-methyl-2-[2-(1-methylpyrrolidin-2-yl)-ethylsulfanyl]-3H-imidazol-4-yl]methanone;



(4-Fluorophenyl)[2-(1-isopropyl-piperidin-4-ylmethoxy)-3-methyl-3H-imidazol-4-yl]-methanone;

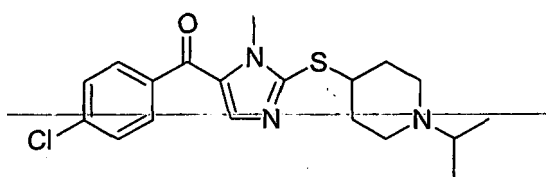
5



10

(3-Chlorophenyl)-[2-(1-isopropyl-piperidin-4-ylmethoxy)-3-methyl-3*H*-imidazol-4-yl]-methanone;

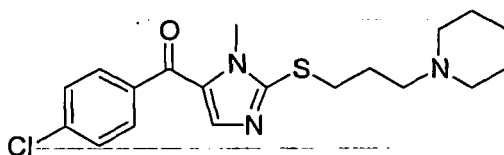
15



20

(4-chlorophenyl)-[2-(1-isopropyl-piperidin-4-ylsulfanyl)-3-methyl-3*H*-imidazol-4-yl]-methanone;

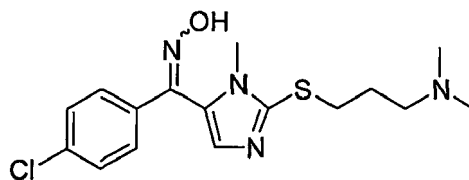
25



30

(4-Chlorophenyl)-[3-methyl-2-(3-piperidin-1-yl-propylsulfanyl)-3*H*-imidazol-4-yl]-methanone;

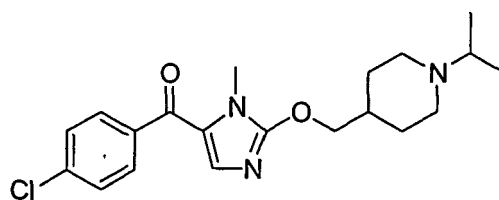
35



40

(4-Chlorophenyl)-(2-(3-dimethylamino-propylsulfanyl)-3-methyl-3*H*-imidazol-4-yl)-methanone oxime;

45

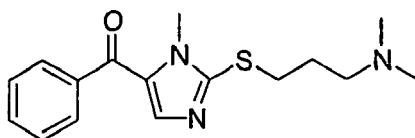


50

(4-Chlorophenyl)-[2-(1-isopropyl-piperidin-4-ylmethoxy)-3-methyl-3*H*-imidazol-4-yl]-methanone;

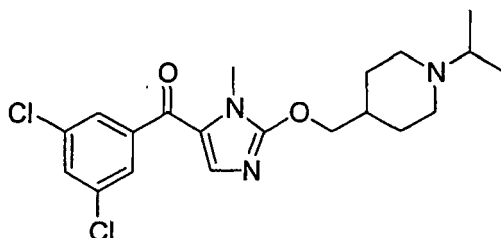
55

5



[2-(3-Dimethylamino-propylsulfanyl)-3-methyl-3*H*-imidazol-4-yl]-phenyl-methanone;

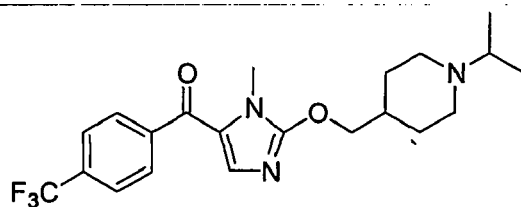
10



15

(3,5-Dichlorophenyl)-[2-(1-isopropyl-piperidin-4-ylmethoxy)-3-methyl-3*H*-imidazol-4-yl]-methanone;

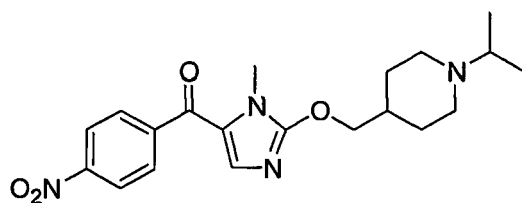
20



25

[2-(1-Isopropyl-piperidin-4-ylmethoxy)-3-methyl-3*H*-imidazol-4-yl]-(4-trifluoromethyl-phenyl)-methanone;

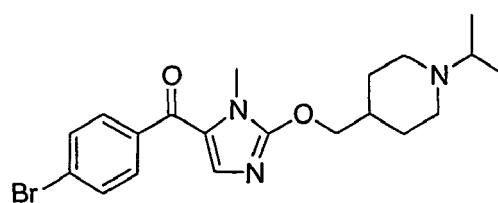
30



35

[2-(1-Isopropyl-piperidin-4-ylmethoxy)-3-methyl-3*H*-imidazol-4-yl]-(4-nitrophenyl)-methanone;

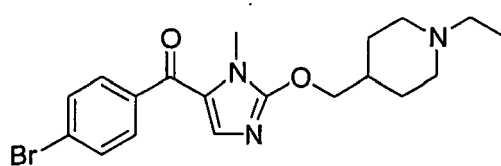
40



45

(4-Bromophenyl)-[2-(1-isopropyl-piperidin-4-ylmethoxy)-3-methyl-3*H*-imidazol-4-yl]-methanone;

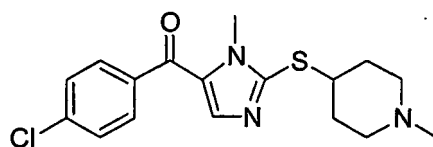
50



55

(4-Bromophenyl)-[2-(1-ethyl-piperidin-4-ylmethoxy)-3-methyl-3*H*-imidazol-4-yl]-methanone;

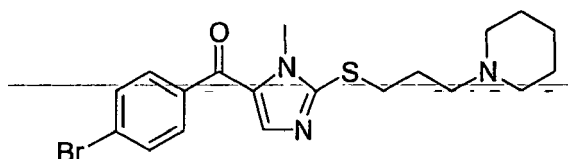
5



10

(4-Chlorophenyl)-[3-methyl-2-(1-methyl-piperidin-4-ylsulfanyl)-3*H*-imidazol-4-yl]-methanone;

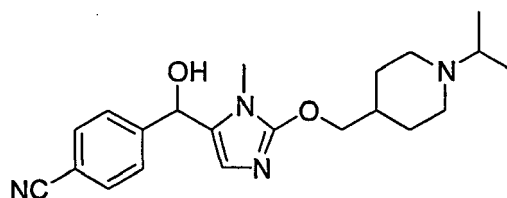
15



20

(4-Bromophenyl)-[3-methyl-2-(3-piperidin-1-yl-propylsulfanyl)-3*H*-imidazol-4-yl] methanone;

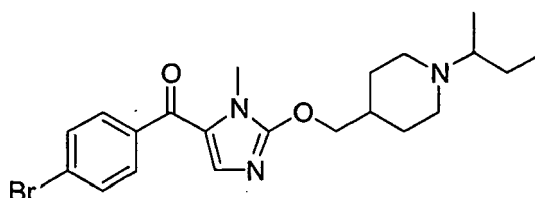
25



30

4-{Hydroxy-2-(1-isopropyl-piperidin-4-ylmethoxy)-3-methyl-3*H*-imidazol-4-yl}-methyl-benzonitrile; and

35



40

(4-Bromophenyl)-[2-(1-sec-butyl-piperidin-4-ylmethoxy)-3-methyl-3*H*-imidazol-4-yl]-methanone.

[0028] Disorders and conditions modulated by a histamine receptor, more particularly the H₃ receptor, may be treated by administering a disclosed heterocyclic derivative.

45 **[0029]** Illustrative of the invention is a pharmaceutical composition for the treatment of disorders mediated by the histamine H₃ receptor, comprising a pharmaceutically acceptable carrier and a disclosed compound. The invention also provides a process for making a pharmaceutical composition comprising formulating any of the compounds described herein and a pharmaceutically acceptable carrier.

50 **[0030]** Neurologic disorders including sleep wake disturbances, attention deficit hyperactivity disorders and cognitive dysfunction in a subject in need thereof, may be treated by administering to the subject a therapeutically effective amount of any of the compounds or pharmaceutical compositions described herein.

[0031] Sleep wake disturbances, attention deficit hyperactivity disorders and cognitive dysfunction in a subject in need thereof, may be treated by administering to the subject an effective amount of any of the compounds or pharmaceutical compositions described herein.

55 **[0032]** One or more conditions selected from the group consisting of sleep/wake and arousal/vigilance disorders, migraine, neurogenic inflammation, asthma, dementia, mild cognitive impairment (pre-dementia), Alzheimer's disease, epilepsy, narcolepsy, eating disorders, obesity, motion sickness, vertigo, attention deficit hyperactivity disorders, learning and memory disorders, schizophrenia, upper airway allergic response, allergic rhinitis, substance abuse, bipolar disorder,

ders, manic disorders and depression in a subject in need thereof, may be treated by administering to the subject a therapeutically effective amount of any of the compounds or pharmaceutical compositions described herein.

[0033] Improved alertness or cognition in a subject in need thereof, may be provided by administering to the subject an effective amount of any of the compounds or pharmaceutical compositions described herein.

[0034] For use in medicine, the salts of the compounds of this invention refer to non-toxic "pharmaceutically acceptable salts." Other salts may, however, be useful in the preparation of compounds according to this invention or of their pharmaceutically acceptable salts. Suitable pharmaceutically acceptable salts of the compounds include acid addition salts, which may, for example, be formed by mixing a solution of the compound with a solution of a pharmaceutically acceptable acid such as hydrochloric acid, sulfuric acid, fumaric acid, maleic acid, succinic acid, acetic acid, benzoic acid, citric acid, tartaric acid, carbonic acid or phosphoric acid. Furthermore, where the compounds of the invention carry an acidic moiety, suitable pharmaceutically acceptable salts thereof may include alkali salts, for example, sodium or potassium salts; alkaline earth salts, for example, calcium or magnesium salts; and salts formed with suitable organic ligands, for example, quaternary ammonium salts. Representative pharmaceutically acceptable salts include the following:

acetate, benzenesulfonate, benzoate, bicarbonate, bisulfate, bitartrate, borate, bromide, calcium edetate, camsylate, carbonate, chloride, clavulanate, citrate, dihydrochloride, edetate, edisylate, estolate, esylate, fumarate, gluceptate, gluconate, glutamate, glycolylarsanilate, hexylresorcinolate, hydrabamine, hydrobromide, hydrochloride, hydroxynaphthoate, iodide, isothionate, lactate, lactobionate, laurate, malate, maleate, mandelate, mesylate, methylbromide, methylnitrate, methylsulfate, mucate, napsylate, nitrate, *N*-methylglucamine ammonium salt, oleate, pamoate (embonate), palmitate, pantothenate, phosphate/diphosphate, polygalacturonate, salicylate, stearate, sulfate, subacetate, succinate, tannate, tartrate, teoclate, tosylate, triethiodide and valerate.

[0035] The present invention also provides prodrugs of the compounds of this invention. As used herein, "**prodrugs**" refer to compounds that are readily convertible *in vivo* into a compound of Formula I. Thus in the methods of treatment of the present invention, the term "**administering**" shall encompass the treatment of the various disorders described with the compound specifically disclosed or with a compound that may not be specifically disclosed, but that converts to the specified compound *in vivo* after administration to the subject. Conventional procedures for the selection and preparation of suitable prodrug derivatives are described, for example, in "Design of Prodrugs", ed. H. Bundgaard, Elsevier, 1985.

[0036] Where the compounds according to this invention have at least one chiral center, they may accordingly exist as **enantiomers**. Where the compounds possess two or more chiral centers, they may additionally exist as **diastereomers**. It is to be understood that all such isomers and mixtures thereof are encompassed within the scope of the present invention. It is also understood that certain compounds of the present invention may possess structural arrangements that permit the structure to exist as **tautomers**, and as such, these tautomers are intended to be included in the present invention. Furthermore, some of the crystalline forms for the compounds may exist as **polymorphs** and as such are intended to be included in the present invention. In addition, some of the compounds may form solvates with water (i.e., hydrates) or common organic solvents, and such **solvates** are also intended to be encompassed within the scope of this invention.

[0037] As used herein, "**halo**" or "**halogen**" shall mean chlorine, bromine, fluorine and iodine.

[0038] As used herein, the term "**alkyl**", whether used alone or as part of a substituent group, shall include unbranched and branched carbon chains, preferably of one to seven carbon atoms and more preferably of one to five carbon atoms, or one to three carbons, that are mono- or di-valent. For example, where an alkyl group has one carbon atom, the term "methyl" is used, which connotes the functional group (-CH₃), or (-CH₂-), as is chemically appropriate for a given substitution. Alkyl groups include but are not limited to methyl, ethyl, propyl, isopropyl, butyl, isobutyl, *sec*-butyl, *tert*-butyl, pentyl and the like.

[0039] As used herein, the term "**haloalkyl**" shall denote unbranched or branched, mono- or di-valent "alkyl" groups substituted with one or more "halo" atoms, preferably one to five "halo" atoms, more preferably one to three "halo" atoms. "Haloalkyl" groups shall include partially and fully halogenated groups and groups with mixed halogens such as -CHCl-CH₂Cl, -CF₃, -CFCl₂, -CH(CH₂Br)-(CH₂)₃-CH₂I and -CCl₂-CH(CHCl₂)-CHCl-.

[0040] As used herein, the term "**alkenyl**", whether used alone or as part of a substituent group, shall include unbranched and branched **carbon** chains, preferably of two to seven carbon atoms and more preferably of two to five carbon atoms, that are mono- or di-valent. For example, alkenyl groups include vinyl, ethylidene (for example, ethan-1-ylidene and ethan-1-yl-2-ylidene), allyl, pent-3-enyl, pent[3]eno, 3-methylhex-4-enyl, and the like.

[0041] As used herein, unless otherwise noted, "**alkoxy**" shall denote the functional group (R-O-), where R is a mono-valent straight or branched chain "alkyl" group as described above. For example, methoxy, ethoxy, *n*-propoxy, *sec*-butoxy, *tert*-butoxy, *n*-hexyloxy, and the like.

[0042] As used herein, unless otherwise noted, "**cycloalkyl**" shall denote a three- to eight-membered, saturated

monocyclic carbocyclic ring structure. Suitable examples include cyclopropyl, cyclobutyl, cyclopentyl, cyclohexyl, cycloheptyl, cyclooctyl, and the like.

[0043] As used herein, unless otherwise noted, "**cycloalkenyl**" shall denote a three- to eight-membered, partially unsaturated, monocyclic, carbocyclic ring structure (preferably a five- to eight-membered, partially unsaturated, monocyclic, carbocyclic ring structure), wherein the ring structure contains at least one double bond. Suitable examples include cyclohexenyl, cyclopentenyl, cycloheptenyl, cyclooctenyl, cyclohexa-1,3-dienyl, and the like.

[0044] As used herein, unless otherwise noted, "**aryl**" shall refer to carbocyclic aromatic groups such as phenyl, naphthyl, (4-phenyl) phenyl and the like.

[0045] As used herein, unless otherwise noted, "**arylalkyl**" shall mean any "alkyl" group substituted with an aryl group such as phenyl, naphthyl, and the like, wherein the arylalkyl group is bound through the alkyl portion. Examples of an arylalkyl are benzyl, phenethyl, and naphthylmethyl.

[0046] As used herein, unless otherwise noted, the terms "**heterocycle**", "**heterocyclyl**" and "**heterocyclo**" shall denote any three- to eight-membered (preferably four- to seven-membered, and more preferably four- to six-membered) monocyclic, seven- to eleven-membered (preferably eight- to ten-membered) bicyclic, or eleven- to fourteen-membered tricyclic ring structure containing at least one (e.g., between 1 and 2, or between 1 and 3) heteroatom selected from the group consisting of N, O and S, optionally containing one to four (e.g., between 1 and 2, or between 1 and 3) additional heteroatoms, wherein the ring structure is saturated, partially unsaturated, aromatic or partially aromatic. Attachment through any heteroatom or carbon atom of the heterocyclyl group that results in the creation of a stable structure is included within this term.

[0047] Exemplary monocyclic heterocyclyl groups can include azetidynyl, thietanyl, pyrrolidyl, pyrrolyl, imidazolynyl, imidazolyl, triazolyl (such as 1H-[1,2,4]triazolyl and 5-oxo-4,5-dihydro-1H-[1,2,4]triazol-3-yl), tetrazolyl, furyl, thienyl, oxazolyl, oxadiazolyl, thiazoalyl, thiadiazolyl, piperidyl, pyridyl, didehydropiperidyl, N-oxo-pyridyl, piperazyl, pyrimidyl, tetrahydropyranyl, morpholinyl, thiomorpholinyl, azepinyl, diazepamyl, and the like.

[0048] Exemplary bicyclic heterocyclyl groups can include thienofuryl, pyrrolopyridyl, furopyridyl, thienopyridyl, indolynyl, indolyl, indolizynyl, indazolyl, tetrahydroindazolyl, benzimidazolyl, purinyl, naphthyridinyl, quinolinyl, isoquinolinyl, quinuclidinyl, 3,4-dihydro-4-oxoquinazolynyl, and the like.

[0049] Exemplary tricyclic heterocyclyl groups can include carbozoyl, acridyl, phenazyl, phenoxazyl, phenothiazinyl, thianthrenyl, and the like.

[0050] As used herein, unless otherwise noted, "**heterocyclylalkyl**" shall mean any "alkyl" group substituted with a heterocyclyl group such as piperidyl or pyridyl, and the like, wherein the heterocyclylalkyl group is bound to the rest of the molecule through the alkyl portion.

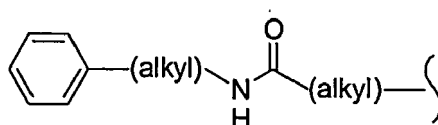
[0051] As used herein, unless otherwise noted, the terms "**cycloalkyl-heterocyclyl**", "**heterocyclyl-cycloalkyl**", "**bi-heterocyclyl**" and "**biaryl**" shall denote independently selected pairs of cyclic systems directly joined to each other by a single bond.

[0052] As used herein, unless otherwise noted, the terms "**cycloalkylamino**", "**heterocyclylamino**", and "**arylamino**" shall denote a secondary amino group substituted with cycloalkyl, heterocyclyl, and arylalkyl groups, respectively, wherein the cycloalkylamino, heterocyclylamino, and arylalkylamino substituents are bound through the amino nitrogen. Suitable examples of such substituent groups include, but are not limited to, cyclohexylamino, piperidin-4-ylamino, benzylamino, and the like.

[0053] When a particular group is "substituted" (e.g., substituted alkyl, alkenyl, cycloalkyl, aryl, heterocyclyl, or heterocyclyl-alkyl), that group may have one or more substituents, preferably from one to five substituents, more preferably from one to three substituents, most preferably from one to two substituents, independently selected from the list of substituents. Unless otherwise specified, the substituents are independently selected from halo, cyano, C₁₋₅ alkyl, trifluoromethyl, hydroxy, hydroxyalkyl, alkoxy, amino, alkylamino, dialkylamino, nitro, aryl, arylalkyl, and the like.

[0054] It is intended that the definition of any substituent or variable at a particular location in a molecule be independent of its definitions elsewhere in that molecule. It is understood that substituents and substitution patterns on the compounds of this invention can be selected by one of ordinary skill in the art to provide compounds that are chemically stable and that can be readily synthesized by techniques known in the art as well as those methods set forth herein.

[0055] Under **standard nomenclature** used throughout this disclosure, the terminal portion of the designated side chain is described first, followed by the adjacent functionality toward the point of attachment. Thus, for example, a "phenyl (alkyl)amido(alkyl)" substituent refers to a group of the formula:



[0056] The term "subject" as used herein, refers to an animal, preferably a mammal, most preferably a human, who has been the object of treatment, observation or experiment.

[0057] The term "**therapeutically effective amount**" as used herein, means that amount of active compound or pharmaceutical agent, alone or in combination with another agent according to the particular aspect of the invention, that elicits the biological or medicinal response in a tissue system, animal or human that is being sought by a researcher, veterinarian, medical doctor or other clinician, which includes alleviation of the symptoms of the disease or disorder being treated. For example, a method of treatment relating to a disclosed compound and another compound specified in the claim can include (a) an independently therapeutically effective amount of the disclosed compound and an independently therapeutically effective amount of the specified compound; (b) an independently sub-therapeutically effective amount of a disclosed compound and an independently sub-therapeutically effective amount of the specified compound; or (c) an independently therapeutically effective amount of one compound and an independently-sub-therapeutically effective-amount of the other compound. The invention features any of the above combinations such that the co-administration steps, the co-administration amounts, or both the steps and the amounts together provide the desired pharmaceutical effect. Advantages of such co-administration can include improvement in the side-effect profiles of one or more of the co-administered agents.

[0058] As used herein, the term "**composition**" is intended to encompass a product comprising the specified ingredients in the specified amounts, as well as any product that results, directly or indirectly, from combinations of the specified ingredients in the specified amounts.

[0059] Abbreviations used in the specification, particularly the Schemes and Examples, are as follows:

Ac ₂ O	acetic anhydride
AcOH	acetic acid
<i>t</i> -BOC	<i>Tert</i> -butyloxycarbonyl
n-BuLi	n-butyl lithium
<i>t</i> -BuLi	<i>tert</i> -butyl lithium
BuOH	n- or 1-butanol
<i>m</i> CPBA	<i>meta</i> - or 3-chloroperoxybenzoic acid
DME	1,2-dimethoxyethane
DMF	<i>N,N</i> -dimethylformamide
DMSO	Dimethylsulfoxide
Et ₃ N	Triethylamine
Et ₂ O	diethyl ether
EtOH	Ethanol
KO <i>t</i> -Bu	Potassium <i>tert</i> -butoxide
LDA	Lithium diisopropylamide
LHMDS	Lithium bis(trimethylsilyl)amide
LTMP	Lithium tetramethylpiperidide
MeNH ₂	Methylamine
MeOH	Methanol
NaBH(OAc) ₃	Sodium triacetoxyborohydride
NaOEt	sodium ethoxide
NaOMe	Sodium methoxide
PCC	Pyridinium chlorochromate
PDC	Pyridinium dichromate
(Ph ₃ P) ₄ Pd	tetrakis(triphenylphosphine)palladium(0)
PhSSPh	Diphenyldisulfide

(continued)

RT	room temperature
TFA	Trifluoroacetic acid
THF	Tetrahydrofuran

5
10
[0060] The compounds of the present invention can be prepared by the following reaction schemes. The starting materials and reagents used in the following schemes are commercially available from such specialty chemical vendors, as Aldrich Chemicals Co., Fluka Chemical Corporation, and the like, or alternatively can be readily prepared by one of ordinary skill in the art. In those cases where a compound can be prepared by more than one reaction scheme of the present invention, the choice of scheme is a matter of discretion that is within the capabilities of one of ordinary skill in the art.

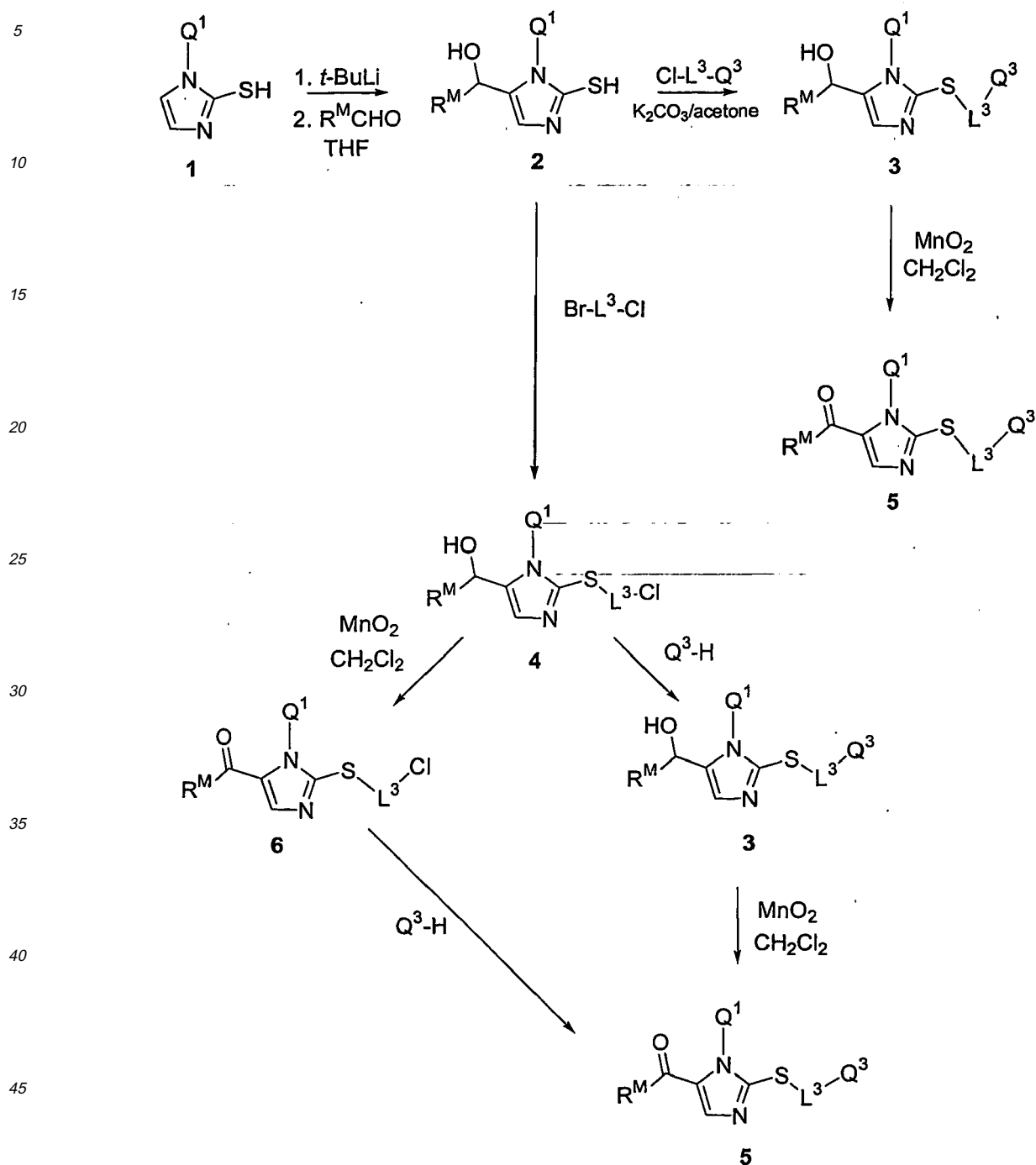
15
20
[0061] Where the processes for the preparation of the compounds according to the invention give rise to mixture of stereoisomers, these isomers may be separated by conventional techniques such as preparative chromatography. The compounds may be prepared in racemic form, or individual enantiomers may be prepared either by enantiospecific synthesis or by resolution. The compounds may, for example, be resolved into their component enantiomers by standard techniques, such as the formation of diastereomeric pairs by salt formation with an optically active acid, such as (-)-di-p-toluoyl-d-tartaric acid and/or (+)-di-p-toluoyl-1-tartaric acid followed by fractional crystallization and regeneration of the free base. The compounds may also be resolved by formation of diastereomeric esters or amides, followed by chromatographic separation and removal of the chiral auxiliary. Alternatively, the compounds may be resolved using a chiral HPLC column.

25
[0062] During any of the processes for preparation of the compounds of the present invention, it may be necessary and/or desirable to protect sensitive or reactive groups on any of the molecules concerned. This may be achieved by means of conventional protecting groups, such as those described in "Protective Groups in Organic Chemistry", ed. J.F.W. McOmie, Plenum Press, 1973; and T.W. Greene & P.G.M. Wuts, "Protective Groups in Organic Synthesis", 3rd edition, John Wiley & Sons, 1999. The protecting groups may be removed at a convenient subsequent stage using methods known from the art.

30 SCHEMES FOR SYNTHESIZING COMPOUNDS OF FORMULA I

[0063] This disclosure includes Schemes I, II, III, VII, VIII, IX, X, XI and XII.

Scheme I

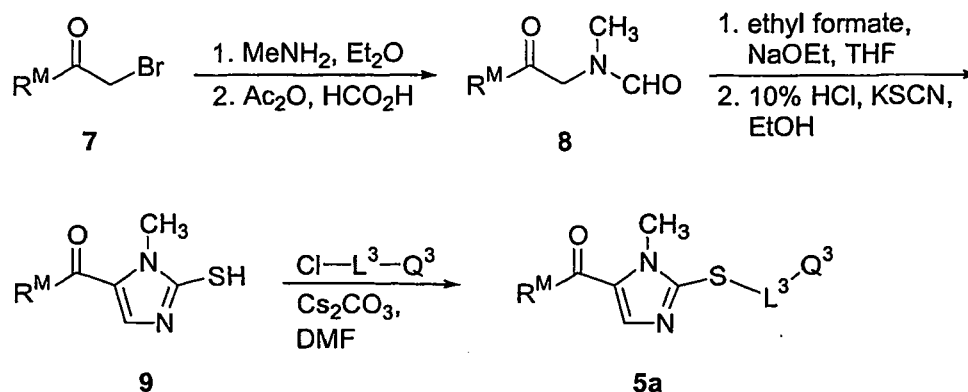


50 **[0064]** Following Scheme I above, compounds of Formula I of the present invention where M is -C(=O)R^M, A³ is sulfur, and Q¹, R^M, L³ and Q³ are optionally varied, are prepared.

55 **[0065]** In Scheme I, optionally substituted compound 1 is treated first with a base, preferably an organometallic base (e.g. *n*-BuLi, LTMP, LDA, LHMDs or, more preferably, *t*-BuLi), at a low-temperature gradient (preferably from -78 °C to 0 °C) in a solvent such as diethyl ether, benzene, DME or, preferably, THF, and is then treated with aldehyde R^MCHO at low temperature (preferably -78 °C) to yield compound 2. Compound 2 is then treated with halide X-L³-Q³, where X is preferably chlorine, in the presence of a base (e.g. NaH, KOH or, preferably, K₂CO₃ in acetone) to provide compound 3. Compound 3 is treated with an oxidizing agent (e.g. KMnO₄, PCC, PDC, "Swern" oxidation reagents such as (COCl)₂/DMSO/Et₃N, or, preferably, MnO₂ in CH₂Cl₂) to yield the desired compound 5 of the present invention. Alternatively,

compound **2** may be treated with Br-L³-Cl in the presence of a base (e.g. NaH, KOH or, preferably, K₂CO₃ in acetone) to provide compound **4**. Compound **4** may be treated with an oxidizing agent, preferably MnO₂ in CH₂Cl₂, to yield compound **6**, which is then treated with primary or secondary amine Q³-H in the presence of a base (e.g. K₂CO₃/acetone) to yield the desired compound **5** of the present invention. Alternatively, compound **4** may be treated with primary or secondary amine Q₃-H in the presence of a base (e.g. K₂CO₃/acetone) to provide compound **3**, which is then treated with an oxidizing agent, preferably MnO₂ in CH₂Cl₂, to again yield the desired compound **5** of the present invention.

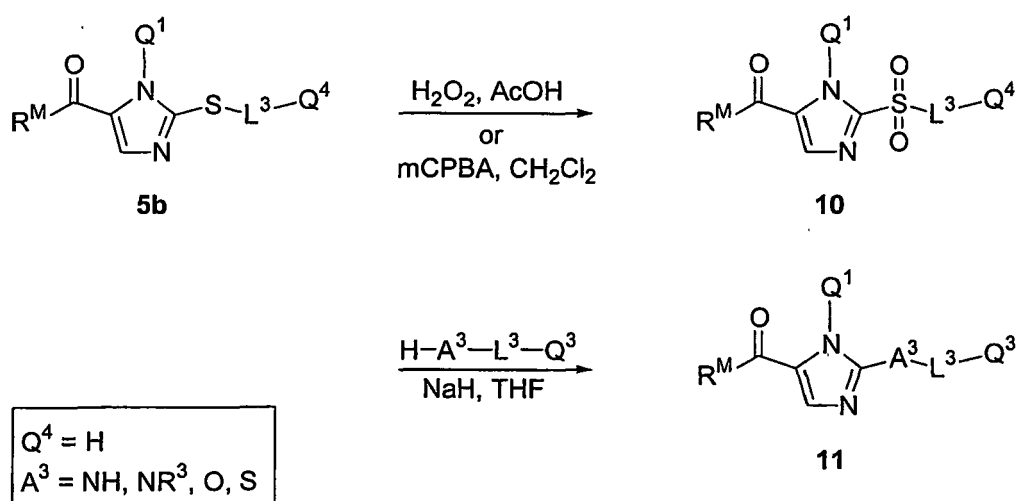
Scheme II



[0066] Following Scheme II above, compounds of Formula I of the present invention, where Q¹ is methyl, M is -C(=O)R^M, A³ is sulfur, and R^M, L³, and Q³ are optionally varied, are prepared.

[0067] In Scheme II, alpha-bromoketone **7** is treated with methylamine in diethyl ether, followed by a solution of formyl acetic anhydride (prepared from the reaction of acetic anhydride and formic acid) to afford compound **8**. Compound **8** is treated with ethyl formate and an alkoxide (e.g. sodium methoxide, sodium *tert*-butoxide or, preferably, sodium ethoxide) in a solvent such as benzene or, preferably, THF, then cooled and treated with hydrochloric acid (10%) and potassium thiocyanate to give compound **9**. (See R.G. Jones, J. Am. Chem. Soc. 71, 1949, 644.) Compound **9** is then treated with halide X-L³-Q³, where X is preferably chlorine, in the presence of a base (e.g. NaH, KOH or, preferably, Cs₂CO₃) to provide the desired compound **5a** of the present invention.

Scheme III

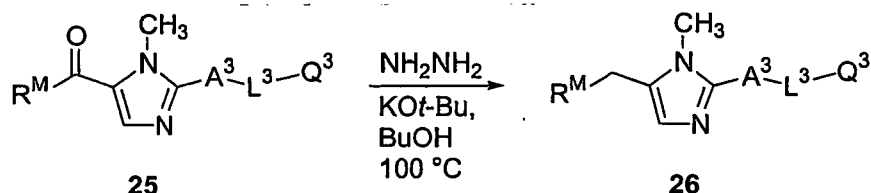


[0068] Following Scheme III above, compounds of Formula I of the present invention, where M is -C(=O)R^M, A³ is

NH, NR³, oxygen or sulfur, and Q¹, R^M, L³ and Q³ are optionally varied are prepared. The starting material (**5b**) is prepared using Scheme I. The L³ of the reagent H-A³-L³-Q³ is independent of L³ of formula **5b** and formula **10** (both in Scheme III).

[0069] In Scheme III, compound **5b** (in which Q⁴ is hydrogen) is treated with an oxidizing agent, preferably hydrogen peroxide in acetic acid or 3-chloroperoxybenzoic acid in dichloromethane or diethyl ether, to provide compound **10**. Desired compound **11** of the present invention is obtained upon treatment of compound **10** with H-A³-L³-Q³ in the presence of a base (e.g. KH or, preferably, NaH) in a solvent such as DMF, benzene, DME or, preferably, THF.

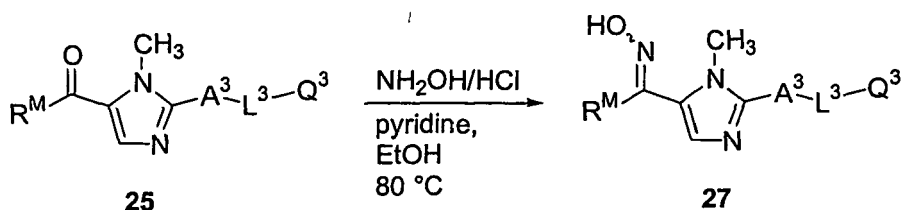
Scheme VII



[0070] Following Scheme VII above, compounds of Formula I of the present invention, where M is -CH₂R^M, Q¹ is methyl, A³ is sulfur or oxygen, and R^M, L³ and Q³ are optionally varied, are prepared. The starting material (**25**) can be prepared using Schemes I, III, IX or X.

[0071] Desired compound **26** of the present invention is obtained upon reduction of compound **25** under "Wolff-Kishner" conditions, that is, treatment with hydrazine in the presence of a base (e.g. KOH, NaOH or, preferably, KOt-Bu) in a solvent such as ethylene glycol or, preferably, butanol at elevated temperature (e.g. 100 °C).

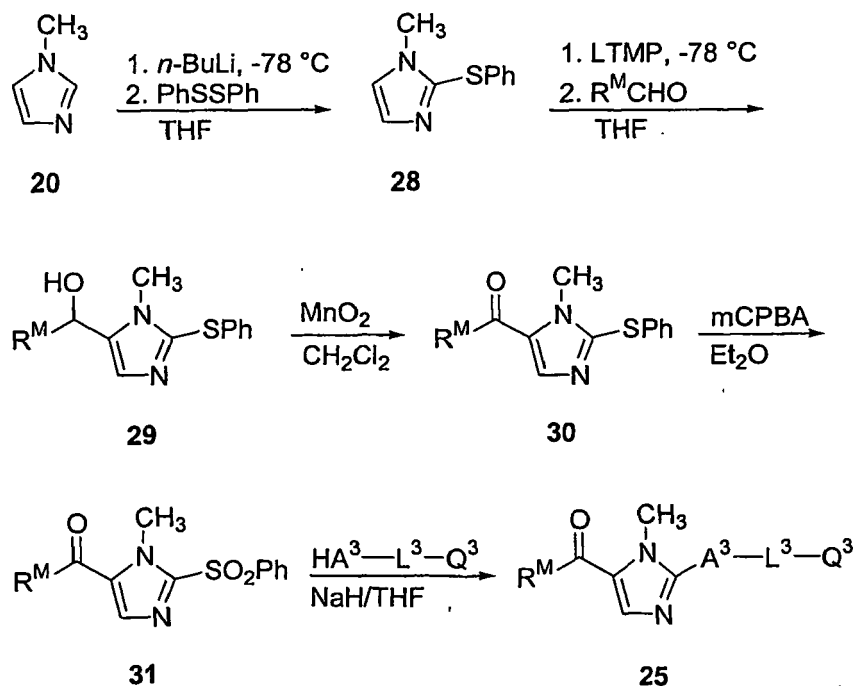
Scheme VIII



[0072] Following Scheme VIII above, compounds of Formula I of the present invention, where M is -C(=N-OH)R^M; Q¹ is methyl, A³ is sulfur or oxygen, and L³, Q³ and R^M are optionally varied, are prepared. The starting material (**25**) can be prepared using Schemes I, III, IX or X.

[0073] Compound **25** is treated with hydroxylamine hydrochloride in the presence of NaOAc or, preferably, pyridine in an alcoholic solvent (e.g. methanol or, preferably, ethanol) at elevated temperature (e.g. 80 °C) to afford the desired oxime compound **27** of the present invention.

Scheme IX



30 **[0074]** Following Scheme IX above, compounds of Formula I of the present invention, where M is $-C(=O)R^M$, Q^1 is methyl, and A^3 , L^3 , Q^3 and R^M are optionally varied, are prepared.

35 **[0075]** Compound **20** is treated with an organolithium base (e.g. LDA, *t*-BuLi or, preferably, *n*-BuLi) at low temperature (preferably -78°C) in a solvent such as DME, diethyl ether or, preferably, THF, followed by treatment with an organodisulfide, preferably diphenyldisulfide, to afford compound **28**. Compound **29** is obtained by treating compound **28** with a base (e.g. LHMDS, LDA or, preferably, LTMP) at low temperature (preferably -78°C) in a solvent such as THF, followed by aldehyde $R^M\text{CHO}$. Compound **29** is treated with an oxidizing agent (e.g. KMnO_4 , PCC, PDC, "Swern" oxidation reagents such as $(\text{COCl})_2/\text{DMSO}/\text{Et}_3\text{N}$ or, preferably, MnO_2 in CH_2Cl_2) to yield compound **30**, which is treated with an oxidizing agent (e.g. hydrogen peroxide in acetic acid, 3-chloroperoxybenzoic acid in dichloromethane, or, preferably, 3-chloroperoxybenzoic acid in diethyl ether) to provide compound **31**. Desired compound **25** of the present invention is obtained upon treatment of compound **31** with $\text{H-A}^3\text{-L}^3\text{-Q}^3$ in the presence of a base (e.g. KH or, preferably, NaH) in a solvent such as DMF, benzene, DME or, preferably, THF.

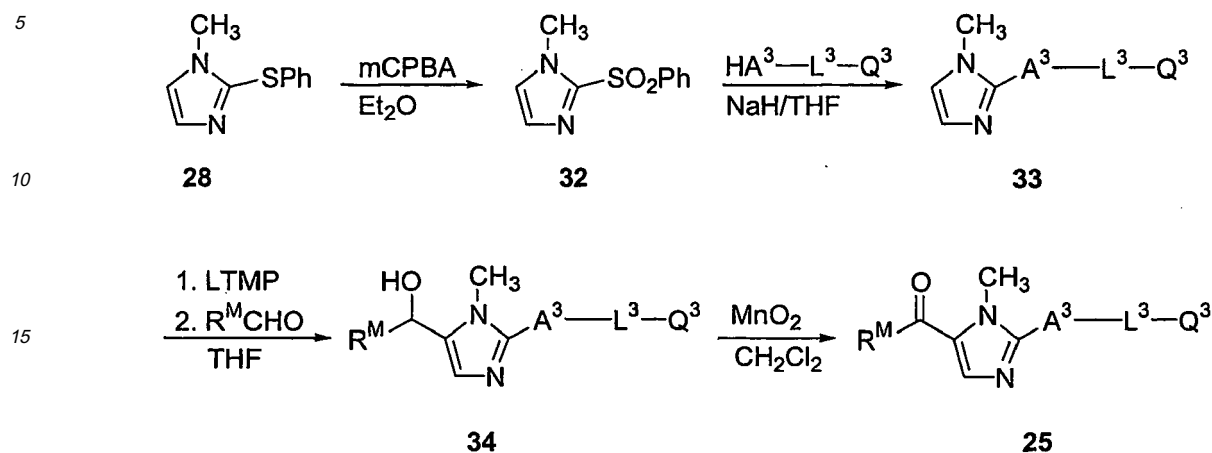
40

45

50

55

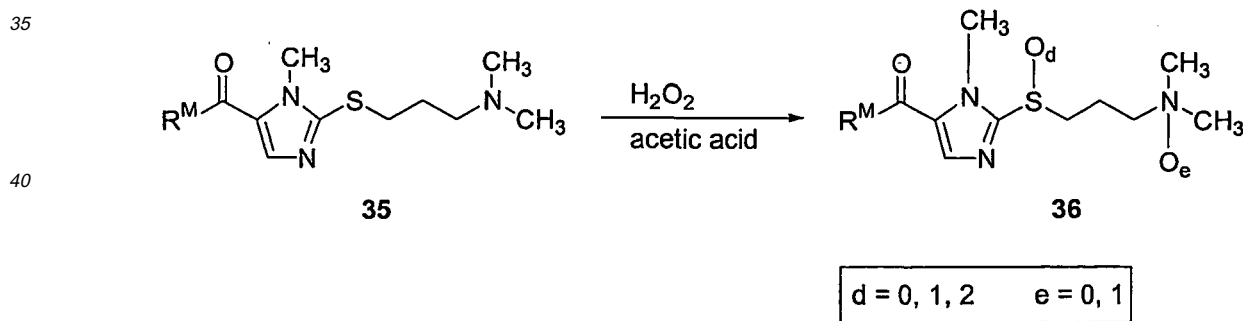
Scheme X



[0076] Following Scheme X above, compounds of Formula I of the present invention, where M is $-C(=O)R^M$, Q^1 is methyl, and A^3 , L^3 , Q^3 , and R^M are optionally varied, are prepared. The starting material is compound **28** from Scheme IX.

[0077] Compound **28** is treated with an oxidizing agent (e.g. hydrogen peroxide in acetic acid or, preferably, 3-chloroperoxybenzoic acid in diethyl ether) to provide compound **32**. Compound **33** is obtained upon treatment of compound **32** with $H-A^3-L^3-Q^3$ in the presence of a base (e.g. KH or, preferably, NaH) in a solvent such as DMF, benzene, DME or, preferably, THF. Compound **34** is obtained by treating compound **33** with a base (e.g. LHMS, LDA or, preferably, LTMP) at low temperature (preferably -78°C) in a solvent such as THF, followed by aldehyde $R^M\text{CHO}$. Compound **34** is treated with an oxidizing agent (e.g. KMnO_4 , PCC, PDC, "Swern" oxidation reagents such as $(\text{COCl})_2/\text{DMSO}/\text{Et}_3\text{N}$ or, preferably, MnO_2 in CH_2Cl_2) to yield the desired compound **25** of the present invention.

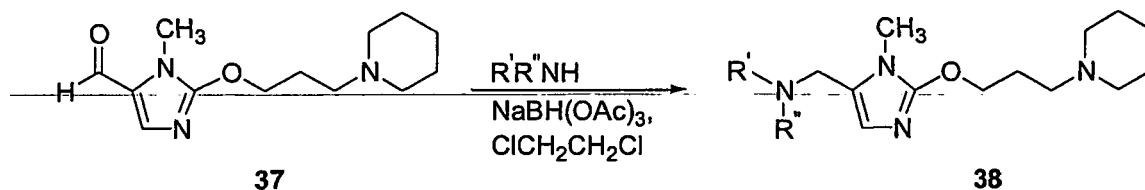
Scheme XI



[0078] Following Scheme XI above, compounds of Formula I of the present invention, where M is $-C(=O)R^M$, Q^1 is methyl, A^3 is sulfur, sulfoxide or sulfone, L^3 is *n*-propyl, Q^3 is dimethylamino or dimethylazinoyl and R^M is optionally varied, are prepared. In general, the starting material (**35**), is prepared using Scheme X to provide appropriately substituted **25** (i.e. compound **35**). Where R^M is hydrogen, compound **35** is obtained directly from **33** in Scheme X by treatment of the latter with 1) LTMP and 2) DMF. Starting material may also be prepared using Schemes I or III.

[0079] Compound **35** is treated with hydrogen peroxide in acetic acid to provide desired compounds **36** of the present invention as a mixture of desired oxidation states. The product mixture is separated by chromatography (e.g. flash chromatography on silica gel).

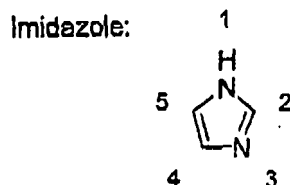
Scheme XII



15 **[0080]** Following Scheme XII above, compounds of Formula I of the present invention, where M is $\text{CH}_2\text{R}^{\text{M}}$, R^{M} is optionally substituted $-\text{NR}'\text{R}''$ (where R' and R'' are independently C_{1-7} alkyl or, taken together with the nitrogen to which they are attached, form a four- to seven-membered nitrogen heterocycle), Q^1 is methyl, A^3 is oxygen, L^3 is *n*-propyl and Q^3 is *N*-piperidyl, are prepared. The starting material, compound **37**, is prepared using Scheme X to provide appropriately substituted **33** (i.e. A^3 is oxygen, L^3 is *n*-propyl and Q^3 is *N*-piperidyl). Compound **37** is then obtained directly from **33** in Scheme X by treatment of the latter with 1) LTMP and 2) DMF.

20 **[0081]** Desired compound **38** of the present invention is obtained by treating compound **37** with an amine in the presence of a reducing agent such as NaBH_3CN or, preferably, $\text{NaBH}(\text{OAc})_3$ in a solvent such as methanol, ethanol, $\text{CF}_3\text{CH}_2\text{OH}$ or, preferably, 1,2-dichloroethane.

25 **[0082]** The present invention provides a series of heterocyclic derivatives with the ability to modulate the activity of a histamine receptor, specifically the H_3 receptor. These heterocycles include *N*(1)-substituted imidazoles that contain both 2- and 5- substituents.



[0083] A number of compounds of the present invention that are methylated at the *N*(1) position of the imidazole ring have been found to have exceptional activity.

40 **[0084]** The histamine H_3 receptor binding effectiveness of compounds of the present invention was determined using the human histamine H_3 receptor, Lovenberg et al Mol. Pharmacol. 1999, 1107. Screening using the human receptor is particularly important for the identification of new therapies for the treatment of human disease. Prior binding assays, for example, relied on rat synaptosomes (Garbarg et al J. Pharmacol. Exp. Ther. 1992, 263, 304), rat cortical membranes (West et al Mol. Pharmacol. 1990, 610), and guinea pig brain (Korte et al Biochem. Biophys. Res. Commun. 1990, 978). A recent comparative study comparing human H_3 receptor activity with H_3 receptors from rodent and primate have shown significant differences in the respective pharmacology of the rodent and primate receptors to the human receptor. (West et al Eur. J. Pharmacol. 1999, 233; Lovenberg et al., J. Pharmacol. Exp. Ther. 2000, 293, 771-778.)

45 **[0085]** Diseases or conditions that are modulated by the histamine H_3 receptor including, but not limited to, sleep/wake and arousal/vigilance disorders, migraine, asthma, dementia, mild cognitive impairment (pre-dementia), Alzheimer's disease, epilepsy; narcolepsy, eating disorders, obesity, motion sickness, vertigo, attention deficit hyperactivity disorders, learning and memory disorders, schizophrenia, upper airway allergic response, allergic rhinitis, substance abuse, bipolar disorders, manic disorders and depression, may be treated using compounds of the present invention.

50 **[0086]** The present invention also provides compositions useful for the treatment of disorders or conditions modulated by the histamine H_3 receptor in combination with compounds that modulate other receptors including, but not limited to, histamine H_1 and histamine H_2 receptors. The compounds and compositions of the present invention are also useful in the treatment of diseases or conditions modulated by the histamine H_3 receptor (such as depression or other CNS disorders) in combination with compounds that are selective serotonin re-uptake Inhibitors (SSRIs), such as . PROZAC™, and selective norepinephrine uptake inhibitors.

55 **[0087]** Various disorders associated with histamine H_3 antagonist activity may be treated by administering a therapeutically effective amount of a compound of the present invention, or a composition comprising said compound, to a

subject in need of such treatment. Methods of co-administration, comprising administering at least one disclosed compound and administering at least one agent selected from a histamine H₁ receptor modulating compound, a histamine H₂ receptor modulating compound, an SSRI (such as PROZAC™), and a selective norepinephrine uptake inhibiting compound; and combination compositions thereof may also be used. Co-administration includes essentially simultaneous administration of either a co-formulated combination or separate formulations, and administration of separate formulations at different times.

[0088] Disorders and conditions mediated by the H₃ receptor, particularly attention deficit hyperactivity disorder (ADHD) (i.e. improving attention and/or memory retention), in a subject in need thereof that may be treated by administering any of the compounds as defined herein in a therapeutically effective amount. The compound may be administered to a subject by any conventional route of administration, including, but not limited to, intravenous, oral, subcutaneous, intramuscular, intradermal and parenteral. The quantity of the compound that is effective for treating ADHD is between 0.01 mg per kg and 20 mg per kg of subject body weight.

[0089] Dementia and/or Alzheimer's disease, may be treated wherein a compound of the present invention acts as a histamine H₃ antagonist (Panula et al Abstr. Society Neuroscience, 1995, 21, 1977).

[0090] Epilepsy may be treated according to (Yokoyama et al Eur. J. Pharmacol., 1993, 234, 129), wherein a compound of the present invention acts as a histamine H₃ antagonist.

[0091] Narcolepsy and/or eating disorders based on the reference, Machidori et al Brain Research 1992, 590, 180, may be treated, where a compound of the present invention acts as a histamine H₃ antagonist.

[0092] One or more disorders or conditions selected from a group consisting of motion sickness, vertigo, attention deficit hyperactivity disorders (ADHD), and learning and memory disorders, may be treated wherein a compound of the present invention acts as a histamine H₃ antagonist, based on the reference, Barnes et al Abstr. Society Neuroscience, 1993, 19, 1813.

[0093] Schizophrenia based on the reference, Schlicker et al Naunyn-Schmiedeberg's Arch. Pharmacol., 1996, 353, 290-294, may be treated wherein a compound of the present invention acts as a histamine H₃ antagonist.

[0094] Upper airway allergic response may be treated by administering a compound of the present invention alone, or in combination with a histamine H₁ antagonist. Such utility is reported in U.S. Patent Nos. 5,217,986; 5,352,707 and 5,869,479.

[0095] The present invention also provides pharmaceutical compositions comprising one or more compounds of this invention in association with a pharmaceutically acceptable carrier. Preferably these compositions are in unit dosage forms such as tablets, pills, capsules, powders, granules, sterile parenteral solutions or suspensions, metered aerosol or liquid sprays, drops, ampoules, autoinjector devices or suppositories; for oral, parenteral, intranasal, sublingual or rectal administration, or for administration by inhalation or insufflation. Alternatively, the composition may be presented in a form suitable for once-weekly or once-monthly administration; for example, an insoluble salt of the active compound, such as the decanoate salt, may be adapted to provide a depot preparation for intramuscular injection. For preparing solid compositions such as tablets, the principal active ingredient is mixed with a pharmaceutical carrier, e.g. conventional tableting ingredients such as corn starch, lactose, sucrose, sorbitol, talc, stearic acid, magnesium stearate, dicalcium phosphate or gums, and other pharmaceutical diluents, e.g. water, to form a solid preformulation composition containing a homogeneous mixture of a compound of the present invention, or a pharmaceutically acceptable salt thereof. When referring to these preformulation compositions as homogeneous, it is meant that the active ingredient is dispersed evenly throughout the composition so that the composition may be readily subdivided into equally effective dosage forms such as tablets, pills and capsules. This solid preformulation composition is then subdivided into unit dosage forms of the type described above containing from 1 to about 1000 mg of the active ingredient of the present invention. The tablets or pills of the novel composition can be coated or otherwise compounded to provide a dosage form affording the advantage of prolonged action. For example, the tablet or pill can comprise an inner dosage and an outer dosage component, the latter being in the form of an envelope over the former. The two components can be separated by an enteric layer, which serves to resist disintegration in the stomach and permits the inner component to pass intact into the duodenum or to be delayed in release. A variety of materials can be used for such enteric layers or coatings, such materials including a number of polymeric acids with such materials as shellac, cetyl alcohol and cellulose acetate.

[0096] The liquid forms in which the novel compositions of the present invention may be incorporated for administration orally or by injection include, aqueous solutions, suitably flavoured syrups, aqueous or oil suspensions, and flavoured emulsions with edible oils such as cottonseed oil, sesame oil, coconut oil or peanut oil, as well as elixirs and similar pharmaceutical vehicles. Suitable dispersing or suspending agents for aqueous suspensions, include synthetic and natural gums such as tragacanth, acacia, alginate, dextran, sodium-carboxymethylcellulose, methylcellulose, polyvinylpyrrolidone or gelatin. For parenteral administration, sterile suspensions and solutions are desired. Isotonic preparations which generally contain suitable preservatives are employed when intravenous administration is desired.

[0097] Advantageously, compounds of the present invention may be administered in a single daily dose, or the total daily dosage may be administered in divided doses of two, three or four times daily. Furthermore, compounds of the present invention can be administered in intranasal form via topical use of suitable intranasal vehicles, or via transdermal

skin patches well known to those of ordinary skill in that art. To be administered in the form of a transdermal delivery system, the dosage administration will, of course, be continuous rather than intermittent throughout the dosage regimen.

[0098] For instance, for oral administration in the form of a tablet or capsule, the active drug component can be combined with an oral, non-toxic pharmaceutically acceptable inert carrier such as ethanol, glycerol, water and the like.

Moreover, when desired or necessary, suitable binders, lubricants, disintegrating agents and coloring agents can also be incorporated into the mixture. Suitable binders include, without limitation, starch, gelatin, natural sugars such as glucose or beta-lactose, corn sweeteners, natural and synthetic gums such as acacia, tragacanth or sodium oleate, sodium stearate, magnesium stearate, sodium benzoate, sodium acetate, sodium chloride and the like. Disintegrators include, without limitation, starch, methyl cellulose, agar, bentonite, xanthan gum and the like.

[0099] The compounds of the present invention can also be administered in the form of liposome delivery systems, such as small unilamellar vesicles, large unilamellar vesicles, and multilamellar vesicles. Liposomes can be formed from a variety of phospholipids, such as cholesterol, stearylamine or phosphatidylcholines.

[0100] Compounds of the present invention may also be delivered by the use of monoclonal antibodies as individual carriers to which the compound molecules are coupled. The compounds of the present invention may also be coupled with -soluble-polymers as targetable drug carriers. Such polymers can include polyvinylpyrrolidone, pyran copolymer, polyhydroxypropylmethacrylamidephenol, polyhydroxyethylaspartamidephenol, or polyethyl-eneoxidepolylysine substituted with palmitoyl residue. Furthermore, the compounds of the present invention may be coupled to a class of biodegradable polymers useful in achieving controlled release of a drug, for example, polylactic acid, polyepsilon caprolactone, polyhydroxy butyric acid, polyesters, polyacetals, polydihydropyrans, polycyanoacrylates and cross-linked or amphiphilic block copolymers of hydrogels.

[0101] Compounds of this invention may be administered in any of the foregoing compositions and according to dosage regimens established in the art whenever treatment of disorders or conditions mediated by the histamine H₃ receptor (e.g. ADHD) is required.

[0102] The daily dosage of the products may be varied over a wide range from 1 to 1,000 mg per adult human per day. For oral administration, the compositions are preferably provided in the form of tablets containing, 1.0, 5.0, 10.0, 15.0, 25.0, 50.0, 100, 250 and 500 milligrams of the active ingredient for the symptomatic adjustment of the dosage to the subject to be treated. An effective amount of the drug is ordinarily supplied at a dosage level of from about 0.01 mg/kg to about 20 mg/kg of body weight per day. Preferably, the range is from about 0.02 mg/kg to about 10 mg/kg of body weight per day, and especially from about 0.05 mg/kg to about 10 mg/kg of body weight per day. The compounds may be administered on a regimen of 1 to 4 times per day.

[0103] Optimal dosages to be administered may be readily determined by those skilled in the art, and will vary with the particular compound used, the strength of the preparation, the mode of administration, and the advancement of the disease condition. In addition, factors associated with the particular subject being treated, including subject age, weight, diet and time of administration, will result in the need to adjust dosages.

[0104] Treatment (e.g. that of ADHD) may also be carried out using a pharmaceutical composition comprising any of the compounds as defined herein and a pharmaceutically acceptable carrier. The pharmaceutical composition may contain between about 5 mg and 1000 mg, preferably about 10 to 500 mg, of the compound, and may be constituted into any form suitable for the mode of administration selected. Carriers include necessary and inert pharmaceutical excipients, including, but not limited to, binders, suspending agents, lubricants, flavorants, sweeteners, preservatives, dyes, and coatings. Compositions suitable for oral administration include solid forms, such as pills, tablets, caplets, capsules (each including immediate release, timed release and sustained release formulations), granules, and powders, and liquid forms, such as solutions, syrups, elixirs, emulsions, and suspensions. Forms useful for parenteral administration include sterile solutions, emulsions and suspensions.

[0105] The present invention also provides isotopically labeled compounds useful for positron emission tomography (PET), a non-invasive *in vivo* imaging technique, and/or for absorption/distribution/metabolism/excretion (ADME) studies. Positron emission tomography uses positron emitting radioisotopes as molecular probes. When a compound containing positron emitting nuclides, such as ¹¹C, ¹³N, ¹⁵O or ¹⁸F, is administered to a subject, annihilation radiation can be detected electronically using a coincidence technique. PET measurements can, for example, provide information about the location and density of receptors. (Phelps, M.E. Proc. Natl. Acad. Sci., 2000, 97, 9226-9233) In the present invention, an appropriately labeled compound provides a useful molecular probe and diagnostic tool for studying central nervous system (CNS) disorders. Of particular interest are ¹⁸F-labeled compounds, which may be prepared from nitro-substituted, electron-deficient phenyl precursors by nucleophilic aromatic substitution using [¹⁸F]fluoride ion. Nucleophilic fluorinations may be performed under anhydrous conditions in an inert atmosphere in a non-hydrolytic solvent, usually in the presence of a phase transfer agent, for example, Kryptofix 2.2.2[®] or tetra-N-butylammonium hydrogen carbonate. (Ding, Y.-S. et al J. Med. Chem., 1991, 34, 767-771)

[0106] References are cited throughout the specification. These references in their entirety are incorporated by reference into the specification to more fully describe the state of the art to which it pertains.

[0107] The following examples (Examples I, II, III, IV, V, XI, XII, XIII, XIV, XV, XVI and XVIII) are intended to illustrate

but not limit the invention.

EXAMPLES

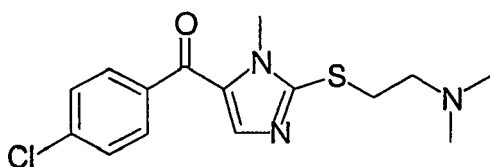
5 Example I

Preparation of (4-Chloro-phenyl)-[2-(2-dimethylamino-ethylsulfanyl)-3-methyl-3H-imidazol-4-yl] methanone

[0108]

10

15



20

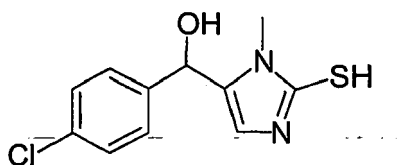
[0109] This example teaches the preparation of a compound of Formula I following Scheme I, wherein M is -C(=O)R^M; R^M is p-chlorophenyl; A³ is sulfur; L³ is ethyl; Q³ is dimethylamino; and Q¹ is methyl.

Step A: Preparation of (4-Chlorophenyl)-(2-mercapto-3-methyl-3H-imidazol-4-yl)-methanol

[0110]

25

30



35

[0111] 2-Mercapto-1-methylimidazole (1.0 g) in THF (30 mL) under dry nitrogen at -78 °C was treated with 1.7M (in pentane) *t*-butyl lithium (11.3 mL). After stirring for 15 min, the reaction mixture was warmed to 0 °C. After 30 min, the reaction was cooled to -78 °C and, 4-chlorobenzaldehyde (1.5g) in THF (20 mL) was added dropwise. After 1 h, the reaction was quenched with brine (100 mL) and slowly warmed to room temperature. This mixture was partitioned between diethyl ether (100 mL) and water (25 mL). The organic portion was separated, washed with brine (50 mL), dried over magnesium sulfate, filtered and evaporated. The residue was suspended in diethyl ether and filtered off to provide as a white powder (4.4 g, 66%) the compound of Formula I wherein M is -CHOHR^M; A^M is hydroxy; R^M is p-chlorophenyl; A³ is thiol (SH); L³ is absent; Q³ is absent; and Q¹ is methyl; also known as, (4-Chlorophenyl)-(2-mercapto-3-methyl-3H-imidazol-4-yl)-methanol. M calc = 254; M+H found = 255. Calculated for C₁₁H₁₁N₂OSCl: C 51.87, H 4.35, N 11.00; found C 51.97, H 4.25, N 10.81.

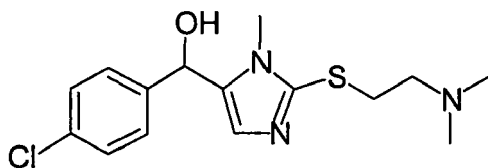
45

Step B: Preparation of (4-Chlorophenyl)-[2-(2-dimethylamino-ethylsulfanyl)-3-methyl-3H-imidazol-4-yl]-methanol

[0112]

50

55



The product from Example I, Step A (0.1 g) in acetone (4 mL) was treated with potassium carbonate (0.5 g) followed by dimethylaminoethyl chloride (0.2 g). The mixture was allowed to stir at room temperature for 16 h and was then partitioned

EP 1 373 218 B9

between ethyl acetate (50 mL) and brine (50 mL). The organic layer was separated and washed with brine (2 x 200 mL), dried over sodium sulfate, filtered, and evaporated to give the crude product. The crude product was purified by silica gel chromatography using 2% Methanol /Dichloromethane as the eluent to provide 0.08 g (69% yield) of the compound of Formula I wherein M is -CHOHR^M; A^M is hydroxy; R^M is *p*-chlorophenyl; A³ is sulfur; L³ is ethyl; Q³ is dimethylamino; and Q¹ is methyl; also known as, (4-Chlorophenyl)-[2-(2-dimethylamino-ethylsulfanyl)-3-methyl-3H-imidazol-4-yl]-methanol. M calc = 325; M+H found = 326.

Step C: Preparation of (4-Chlorophenyl)-[2-(2-dimethylaminoethylsulfanyl)-3-methyl-3H-imidazol-4-yl] methanone

[0113] The product of Example I, Step B (0.07 g) in dichloromethane (2 mL) was treated with MnO₂ (0.05 g). The reaction mixture was allowed to stir at room temperature for 1 h. The mixture was filtered through a pad of diatomaceous earth (5 g) and concentrated to provide (4-Chloro-phenyl)-[2-(2-dimethylamino-ethylsulfanyl)-3-methyl-3H-imidazol-4-yl]-methanone (0.06 g, 87%), M calc 323, M+H found = 324; ¹H NMR (400 MHz, CDCl₃): δ 7.78-7.66 (dm, *J* = 8.5 Hz, 2H), 7.42 (s, 1H), 7.41-7.36 (dm, *J* = 8.7 Hz, 2H), 3.82 (s, 3H), 3.38 (t, *J* = 6.7 Hz, 2H), 2.64 (t, *J* = 6.7 Hz, 2H), 2.25 (s, 6H). The compound demonstrated useful biological activity when assessed with a [³H]-N-methylhistamine binding assay (see Table in Example XVIII).

Step D: Additional compounds prepared following Scheme I and Example I, Steps A, B, and C.

[0114] The following compounds of Formula I were prepared following Scheme I and Example I, Steps A, B, and C; and substituting reagents, and adjusting reaction conditions as needed. The compounds were found to have useful biological activity based on the K_i(nM) value from a [³H]-N-methylhistamine binding assay.

[0115] The compounds of Formula I, wherein:

M is -CHOHR^M; A^M is hydroxy; R^M is *p*-chlorophenyl; A³ is sulfur; L³ is *n*-propyl; Q³ is dimethylamino; and Q¹ is methyl; also known as, (4-Chlorophenyl)-[2-(3-dimethylamino-propylsulfanyl)-3-methyl-3H-imidazol-4-yl]-methanol; M calc = 339; M+H found = 340; ¹H NMR (400 MHz, CDCl₃): δ 7.26-7.20 (m, 4H), 6.44 (s, 1H), 5.67 (s, 1H), 3.43 (s, 3H), 2.91 (t, *J* = 7.2 Hz, 2H), 2.25-2.21 (t, *J* = 7.4 Hz, 2H), 2.05 (s, 6H), 1.71-1.60 (m, 2H);

M is -CHOHR^M; A^M is hydroxy; R^M is *p*-bromophenyl; A³ is thiol (SH); L³ is absent; Q³ is absent; and Q¹ is methyl; also known as, (4-Bromophenyl)-(2-mercapto-3-methyl-3H-imidazol-4-yl)-methanol; M calc = 298; M⁺ found = 298;

M is -CHOHR^M; A^M is hydroxy; R^M is *p*-chlorophenyl; A³ is sulfur; L³ is absent; Q³ is 4-methylpentyl; and Q¹ is methyl; also known as, (4-Chlorophenyl)-[3-methyl-2-(4-methylpentylsulfanyl)-3H-imidazol-4-yl]-methanol; M calc = 338; M+H found = 339;

M is -C(=O)R^M; R^M is *p*-chlorophenyl; A³ is sulfur; L³ is absent; Q³ is 4-methylpentyl; and Q¹ is methyl; also known as, (4-Chlorophenyl)-[3-methyl-2-(4-methylpentylsulfanyl)-3H-imidazol-4-yl]-methanone; M calc = 336; M+H found = 337;

M is -CHOHR^M; A^M is hydroxy; R^M is *p*-chlorophenyl; A³ is sulfur; L³ is *n*-propyl; Q³ is 1-piperidyl; and Q¹ is methyl; also known as, (4-Chlorophenyl)-[3-methyl-2-(3-piperidin-1-yl-propylsulfanyl)-3H-imidazol-4-yl]-methanol; M calc = 379; M+H found = 380; ¹H NMR (400 MHz, CDCl₃): δ 7.32 (s, 4H), 6.55 (s, 1H), 5.77 (s, 1H), 3.57 (s, 3H), 3.00 (t, *J* = 7.1 Hz, 2H), 2.34 (m, 6), 1.80 (m, 2H), 1.55 (m, 4H), 1.26 (br m, 2H);

M is -CHOHR^M; A^M is hydroxy; R^M is *p*-chlorophenyl; A³ is sulfur; L³ is ethyl; Q³ is tetrahydropyran-2-yloxy; and Q¹ is methyl; also known as, (4-Chloro-phenyl)-[3-methyl-2-[2-(tetrahydropyran-2-yloxy)-ethylsulfanyl]-3H-imidazol-4-yl]-methanol; M calc = 382; M+H found = 383; ¹H NMR (400 MHz, CDCl₃): δ 7.35-7.29 (m, 4H), 6.52 (s, 1H), 5.78 (s, 1H), 4.59-4.54 (m, 1H), 3.93-3.77 (m, 2H), 3.65-3.56 (m, 1H), 3.49-3.40 (m, 1H), 3.49 (s, 3H), 3.22 (t, *J* = 6.6 Hz, 2H), 1.85-1.72 (m, 1H), 1.72-1.61 (m, 1H), 1.60-1.45 (m, 4H);

M is -CHOHR^M; A^M is hydroxy; R^M is *p*-chlorophenyl; A³ is sulfur; L³ is absent; Q³ is 2-hydroxyethyl; and Q¹ is methyl; also known as, 2-[5-[(4-Chlorophenyl)-hydroxy-methyl]-1-methyl-1H-imidazol-2-ylsulfanyl]-ethanol; M calc = 298; M+H found = 299;

M is -CHOHR^M; A^M is hydroxy; R^M is *p*-chlorophenyl; A³ is sulfur; L³ is ethyl; Q³ is cyclohexylsulfanyl; and Q¹ is methyl; also known as, (4-Chlorophenyl)-[2-(2-cyclohexylsulfanyl-ethylsulfanyl)-3-methyl-3H-imidazol-4-yl]-methanol; M calc = 396; M+H found = 397;

EP 1 373 218 B9

M is $-C(=O)R^M$; R^M is *p*-chlorophenyl; A^3 is sulfur; L^3 is ethyl; Q^3 is tetrahydropyran-2-yloxy; and Q^1 is methyl; also known as, (4-Chloro-phenyl)-[3-methyl-2-[2-(tetrahydropyran-2-yloxy)-ethylsulfanyl]-3H-imidazol-4-yl]-methanone; M calc = 380; M+H found = 381;

5 M is $-C(=O)R^M$; R^M is *p*-chlorophenyl; A^3 is sulfur; L^3 is absent; Q^3 is 2-hydroxyethyl; and Q^1 is methyl; also known as, (4-Chlorophenyl)-[2-(2-hydroxyethylsulfanyl)-3-methyl-3H-imidazol-4-yl]-methanone; M calc = 296; M+H found = 297;

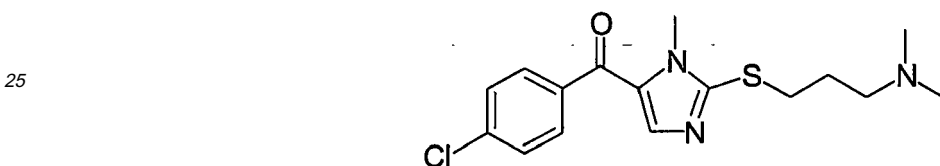
10 M is $-C(=O)R^M$; R^M is *p*-chlorophenyl; A^3 is sulfur; L^3 is ethyl; Q^3 is cyclohexylsulfanyl; and Q^1 is methyl; also known as, (4-Chloro-phenyl)-[2-(2-cyclohexylsulfanyl-ethylsulfanyl)-3-methyl-3H-imidazol-4-yl]-methanone; 1H NMR (400 MHz, $CDCl_3$): δ 7.70 (dm), 7.39 (dm), 3.82 (s), 3.41-3.38 (m), 2.90-2.81 (m); and

15 M is hydrogen; A^3 is sulfur; L^3 is *n*-propyl; Q^3 is dimethylamino; and Q^1 is methyl; also known as, Dimethyl-[3-(1'-methyl-1*H*-imidazol-2-ylsulfanyl)-propyl]-amine; M calc = 199; M+H found = 200.

Example II

Preparation of (4-Chlorophenyl)-[2-(3-dimethylamino-propylsulfanyl)-3-methyl-3H-imidazol-4-yl]-methanone

20 [0116]

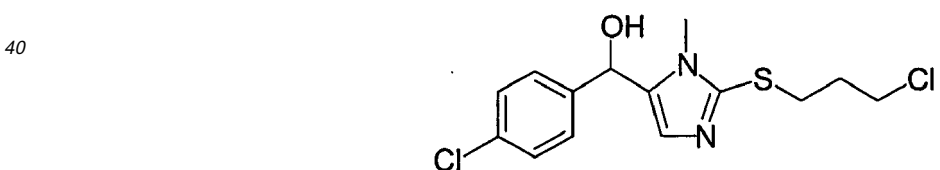


30 [0117] This example demonstrates the preparation of a compound of Formula I following Scheme I, wherein M is $-C(=O)R^M$; R^M is *p*-chlorophenyl; A^3 is sulfur; L^3 is *n*-propyl; Q^3 is dimethylamino; and Q^1 is methyl. Alternatively, this compound can be prepared following Schemes II, IX, and X.

Step A: Preparation of (4-Chlorophenyl)-[2-(3-chloro-propylsulfanyl)-3-methyl-3H-imidazol-4-yl]-methanol

35

[0118]



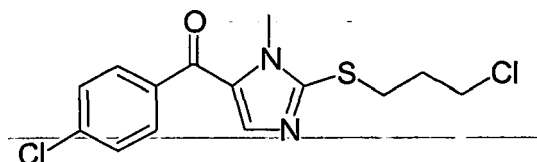
45

The product of example I, Step A (0.09 g) in acetone (2 mL) and *N,N*-dimethylformamide (2 mL) was treated with potassium carbonate (0.2g) followed by 1-bromo-3-chloropropane (0.11 g). The mixture was allowed to stir at room temperature for 16 h and was then partitioned between ethyl acetate (50 mL) and brine (50 mL). The organic layer was separated and washed with brine (2 x 200 mL), dried over sodium sulfate, filtered, and evaporated to give the crude product. The crude product was purified by silica gel chromatography using 2-5% Methanol /Dichloromethane as the eluent to provide (4-Chloro-phenyl)-[2-(3-chloro-propylsulfanyl)-3-methyl-3H-imidazol-4-yl]-methanol (0.08g, 69%); M calc = 330; M+H found = 331.

Step B: Preparation of (4-Chloro-phenyl)-[2-(3-chloro-propylsulfanyl)-3-methyl-3H-imidazol-4-yl]-methanone

55

[0119]



5
10 **[0120]** The product of Example II, Step A (2.1 g) was subjected to the same conditions as described in Example I, Step C (MnO_2 , 0.3 g) to provide (4-Chloro-phenyl)-[2-(3-chloro-propylsulfanyl)-3-methyl-3H-imidazol-4-yl]-methanone (1.7 g, 81%).

Step C: Preparation of (4-Chloro-phenyl)-[2-(3-dimethylaminopropylsulfanyl)-3-methyl-3H-imidazol-4-yl]methanone

15 **[0121]** The product from Example II, Step B (0.42 g) in acetone (25 mL) was treated with potassium carbonate followed by dimethylamine hydrochloride (0.42 g). The mixture was allowed to stir at 60 °C overnight. The reaction mixture was cooled to room temperature and diluted with ethyl acetate (75 mL) and washed with brine (2 x 70 mL). The organic portion was dried over magnesium sulfate, filtered, and concentrated to give the crude product. The crude was purified by silica gel chromatography (1-10% methanol (2M ammonia) /dichloromethane) to provide (4-Chlorophenyl)-[2-(3-dimethylamino-propylsulfanyl)-3-methyl-3H-imidazol-4-yl]-methanone (25 mg, 6%), M calc = 337, M+H found = 338; ^1H NMR (400 MHz, CDCl_3): δ 7.81-7.73 (dm, J = 8.5 Hz, 2H), 7.50 (s, 1H), 7.48-7.44 (dm, J = 8.6 Hz, 2H), 3.91 (s, 3H), 3.33 (t, J = 7.1 Hz, 2H), 2.45 (t, J = 7.1 Hz, 2H), 2.27 (s, 6H), 2.0-1.91 (m, 2H). The compound demonstrated useful biological activity when assessed with a [^3H]-N-methylhistamine binding assay (see Table in Example XVIII).

25 Step D: Additional compounds prepared following Scheme I and Example II, Steps A, B, and C.

[0122] The following compounds of Formula I were prepared following Scheme I and Example II, Steps A, B, and C; and substituting reagents, and adjusting reaction conditions as needed. The compounds were found to have useful biological activity based on the K_i (nM) value from a [^3H]-N-methylhistamine binding assay.

30 **[0123]** The compounds of Formula I wherein:

M is $-\text{CHOHR}^M$; A^M is hydroxy; R^M is *p*-bromophenyl; A^3 is sulfur; L^3 is absent; Q^3 is 3-chloropropyl; and Q^1 is methyl; also known as, (4-Bromophenyl)-[2-(3-chloro-propylsulfanyl)-3-methyl-3H-imidazol-4-yl]-methanol; M calc = 374; M+H found = 375;

35 M is $-\text{CHOHR}^M$; A^M is hydroxy; R^M is *p*-bromophenyl; A^3 is sulfur; L^3 is n-propyl; Q^3 is 1-piperidyl; and Q^1 is methyl; also known as, (4-Bromophenyl)-[3-methyl-2-(3-piperidin-1-yl-propylsulfanyl)-3H-imidazol-4-yl]-methanol; M calc = 423; M+H found = 424; ^1H NMR (400 MHz, CDCl_3): δ 7.41 (dd, J = 8.6, 2.0 Hz, 2H), 7.2 (d, J = 8.3 Hz, 2H), 6.5 (s, 1H), 5.69 (s, 1H), 3.39 (s, 3H), 2.94 (t, J = 7.1 Hz, 2H), 2.26 (m, 6H), 1.72 (m, 2H), 1.47 (m, 4H), 1.34 (br m, 2H);

40 M is $-\text{CHOHR}^M$; A^M is hydroxy; R^M is *p*-chlorophenyl; A^3 is sulfur; L^3 is n-propyl; Q^3 is 4-morpholinyl; and Q^1 is methyl; also known as, (4-Chlorophenyl)-[3-methyl-2-(3-morpholin-4-yl-propylsulfanyl)-3H-imidazol-4-yl]-methanol; M calc = 381; M+H found = 382;

45 M is $-\text{C}(=\text{O})\text{R}^M$; R^M is *p*-chlorophenyl; A^3 is sulfur; L^3 is n-propyl; Q^3 is 4-morpholinyl; and Q^1 is methyl; also known as, (4-Chlorophenyl)-[3-methyl-2-(3-morpholin-4-yl-propylsulfanyl)-3H-imidazol-4-yl]-methanone; M calc = 379; M+H found = 380;

50 M is $-\text{C}(=\text{O})\text{R}^M$; R^M is *p*-bromophenyl; A^3 is sulfur; L^3 is n-propyl; Q^3 is cyclohexylamino; and Q^1 is methyl; also known as, (4-Bromophenyl)-[2-(3-cyclohexylamino-propylsulfanyl)-3-methyl-3H-imidazol-4-yl]-methanone; M calc = 435; M+H found = 436;

55 M is $-\text{C}(=\text{O})\text{R}^M$; R^M is *p*-bromophenyl; A^3 is sulfur; L^3 is n-propyl; Q^3 is benzylamino; and Q^1 is methyl; also known as, [2-(3-Benzylamino-propylsulfanyl)-3-methyl-3H-imidazol-4-yl]-(4-bromo-phenyl)-methanone; M calc = 443; M+H found = 444;

M is $-\text{C}(=\text{O})\text{R}^M$; R^M is *p*-bromophenyl; A^3 is sulfur; L^3 is n-propyl; Q^3 is 4-thiomorpholinyl; and Q^1 is methyl; also known as, (4-Bromophenyl)-[3-methyl-2-(3-thiomorpholin-4-yl-propylsulfanyl)-3H-imidazol-4-yl]-methanone; M calc

EP 1 373 218 B9

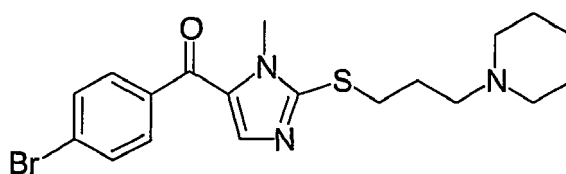
= 439; M+H found = 440;

M is $-C(=O)R^M$; R^M is p-chlorophenyl; A^3 is sulfur; L^3 is n-propyl; Q^3 is 1-piperidyl; and Q^1 is methyl; also known as, (4-Chlorophenyl)-[3-methyl-2-(3-piperidin-1-yl-propylsulfanyl)-3H-imidazol-4-yl]-methanone; M calc = 377; M+H found = 378; 1H NMR (400 MHz, $CDCl_3$): δ 7.69 (dd, $J = 9.0, 2.3$ Hz, 2H), 7.43 (s, 1H), 7.39 (dd, $J = 9.0, 2.3$ Hz, 2H), 3.82 (s, 3H), 3.25 (t, $J = 7.1$ Hz, 2H), 2.41 (br m, 4H), 1.95 (br m, 2H), 1.55 (br m, 4H), 1.36 (br m, 2H); and

Example III

Preparation of (4-Bromophenyl)-[3-methyl-2-(3-piperidin-1-yl-propylsulfanyl)-3H-imidazol-4-yl] methanone

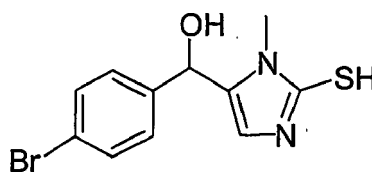
[0124]



[0125] This example demonstrates the preparation of a compound of Formula I following Scheme I, wherein M is $-C(=O)R^M$; R^M is p-bromophenyl; A^3 is sulfur; L^3 is n-propyl; Q^3 is 1-piperidyl; and Q^1 is methyl.

Step A: Preparation of (4-Bromophenyl)-(2-mercapto-3-3-methyl-3H-imidazol-4-yl)-methanol

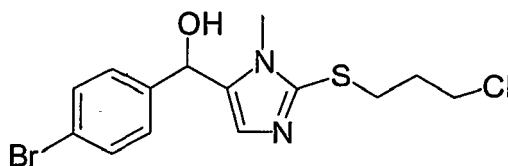
[0126]



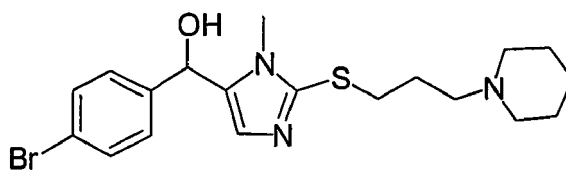
[0127] The preparation of Example I, Step A was performed employing 2-Mercapto-1-methylimidazole (5.0 g) and 4-bromobenzaldehyde (9.7 g) to provide the above identified compound as a white solid (3.0 g, 23%). M calc = 298; M+H found = 299.

Step B: (4-Bromophenyl)-[2-(3-chloro-propylsulfany-3-methyl-3H-imidazol-4-yl)-methanol

[0128]



[0129] The product from Example III, Step A (3.0 g) was subjected to the same conditions as described in Example II, Step A employing 1-bromo-3-chloropropane (3.1 g) to provide the title compound (2.9 g, 77%) as a colorless oil. M calc = 374; M+H found = 375.

Step C: (4-Bromophenyl)-[3-methyl-2-(3-piperidin-1-yl-propylsulfanyl)-3H-imidazol-4-yl]-methanol**[0130]**

[0131] The product of Example III, Step B (0.11 g) in acetone (5 mL) and *N,N*-dimethylformamide (5 mL) was treated with piperidine (0.22 g) and potassium carbonate (1.8 g). The reaction mixture was allowed to stir for 16 h and then partitioned between ethyl acetate (75 mL) and aqueous saturated sodium bicarbonate solution (50 mL). The organic portion was washed with brine (50 mL), dried over magnesium sulfate, filtered and concentrated under reduced pressure. The residue was purified by column chromatography on silica gel using 2-5% methanol /dichloromethane-as the eluent-to provide the title compound (0.27 g, 55%). M calc = 423; M+H found = 424.

Step D: (4-Bromophenyl)-[3-methyl-2-(3-piperidin-1-yl-propylsulfanyl)-3H-imidazol-4-yl]-methanone

[0132] The product from Example III, Step C (0.05 g) was subjected to the same conditions described in Example I, Step C (MnO_2 , 0.05g) to provide the title compound (0.01 g, 20%). M calc = 421; M+H found = 422. $^1\text{H NMR}$ (400 MHz, CDCl_3): δ 7.65 (dd, $J = 8.6, 2.0$ Hz, 2H), 7.55 (dd, $J = 8.6, 2.0$ Hz, 2H), 7.46 (s, 1H), -3.86-(s,-3H), 3.28 (t, $J = 7.1$ Hz, 2H), 2.36 (tm, $J = 7.0$ Hz, 6H), 1.91 (m, 2H), 1.55 (m, 4H), 1.40 (br m, 2H). The compound demonstrated useful biological activity when assessed with a [^3H]-*N*-methylhistamine binding assay (see Table in Example XVIII).

Step E: Additional compounds prepared following Scheme I, and Example III, Steps A, B, C, and D.

[0133] The following compounds of Formula I were prepared following Scheme I and Example III, Steps A, B, C, and D; and substituting reagents, and adjusting reaction conditions as needed. The compounds were found to have useful biological activity based on the K_i (nM) value from a [^3H]-*N*-methylhistamine binding assay.

[0134] The compounds of Formula I, wherein:

M is -CHOHR^M; A^M is hydroxy; R^M is *p*-chlorophenyl; A³ is sulfur; L³ is absent; Q³ is 3-chloropropyl; and Q¹ is methyl; also known as, (4-Chlorophenyl)-[2-(3-chloro-propylsulfanyl)-3-methyl-3H-imidazol-4-yl]-methanol; M calc = 330; M+H found = 331;

M is -C(=O)R^M; R^M is *p*-bromophenyl; A³ is sulfur; L³ is *n*-propyl; Q³ is dimethylamino; and Q¹ is methyl; also known as, (4-Bromophenyl)-[2-(3-dimethylamino-propylsulfanyl)-3-methyl-3H-imidazol-4-yl]-methanone; M calc = 381; M+H found = 382; $^1\text{H NMR}$ (400 MHz, CDCl_3): δ 7.63 (dd, $J = 25.8, 8.7$ Hz, 4H), 7.42 (s, 1H), 3.82 (s, 3H), 3.25 (t, $J = 14.3$ Hz, 2H), 2.43 (t, $J = 17.1$ Hz, 2H), 2.24 (s, 6H), 1.91 (m, 2H);

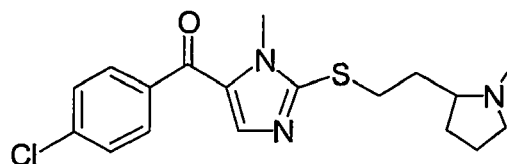
M is -C(=O)R^M; R^M is *p*-chlorophenyl; A³ is sulfur; L³ is *n*-propyl; Q³ is 1-(3,4-didehydropiperidyl); and Q¹ is methyl; also known as, (4-Chloro-phenyl)-[2-[3-(3,4-didehydropiperidin-1-yl)-propylsulfanyl]-3-methyl-3H-imidazol-4-yl]-methanone; M calc = 375; M+H found = 376; $^1\text{H NMR}$ (400 MHz, CDCl_3): δ 7.63 (d, $J = 8.1$ Hz, 2H), 7.5 (d, $J = 8.1$ Hz, 2H), 6.19 (s, 1H), 5.67 (s, 1H), 4.22 (s, 7H), 3.50 (s, 3H);

M is -C(=O)R^M; R^M is *p*-chlorophenyl; A³ is sulfur; L³ is *n*-propyl; Q³ is 4-thiomorpholinyl; and Q¹ is methyl; also known as, (4-chloro-phenyl)-[3-methyl-2-(3-thiomorpholin-4-yl-propylsulfanyl)-3H-imidazol-4-yl]-methanone; M calc = 395; M+H found = 396;

M is -C(=O)R^M; R^M is *p*-chlorophenyl; A³ is sulfur; L³ is *n*-propyl; Q³ is 1-[1,4']Bipiperidyl; and Q¹ is methyl; also known as, [2-(3-[1,4']Bipiperidinyl-1'-yl-propylsulfanyl)-3-methyl-3H-imidazol-4-yl]-(4-chloro-phenyl)-methanone; M calc = 460; M+H found = 461; and

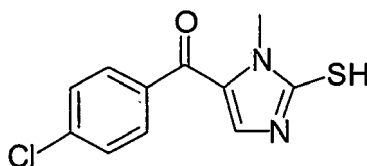
M is -C(=O)R^M; R^M is *p*-bromophenyl; A³ is sulfur; L³ is absent; Q³ is 3-chloropropyl; and Q¹ is methyl; also known as, (4-Bromophenyl)-[2-(3-chloro-propylsulfanyl)-3-methyl-3H-imidazol-4-yl]-methanone; M calc = 372; M+H found

= 373.

Example IV**Preparation of (4-Chloro-phenyl)-{3-methyl-2-[2-(1-methyl-pyrrolidin-2-yl)-ethylsulfanyl]-3H-imidazol-4-yl}-methanone****[0135]**

[0136] This example teaches the preparation of a compound of Formula I following Scheme II, wherein M is -C(=O)R^M; R^M is p-chlorophenyl; A³ is sulfur; L³ is ethyl; Q³ is 2-(1-methyl-pyrrolidinyl); and Q¹ is methyl.

Step A: (4-Chlorophenyl)-(2-mercapto-3-methyl-3H-imidazol-4-yl)-methanone

[0137]

[0138] To a -5 °C solution of monomethylamine (186 g, 6 mol) in 2 L of diethyl ether was added a solution of p-chlorophenacylbromide (466 g, 2 mol) in 6 L of diethyl ether. The temperature was maintained at 0 °C during the addition and stirring was continued for 2 h. The ether and excess amine were distilled *in vacuo* leaving a slurry (3 L). The slurry was added to cold formyl acetic anhydride, which was prepared by heating a solution of acetic anhydride (816 mL) and formic acid (98%, 354 mL). The mixture was stored in the refrigerator overnight. The solids were then filtered and extracted with benzene. The ether was distilled *in vacuo* and the residue was dissolved in benzene and washed thoroughly with water and brine. The solution was dried over magnesium sulfate and charcoal. After filtration and evaporation of the solvent, the oil was dissolved in diethyl ether and seeded. The product precipitated and was filtered, and washed with diethyl ether to produce adduct **8** (155 g). This compound was carried on without further purification.

[0139] To a solution of dry benzene (25 mL) was added NaH (54.4%, 1.06 g), followed by absolute ethanol (1.15 g). After H₂ evolution ceased, ethyl formate (5.92 g) was added followed by adduct **8** (4.23 g). The mixture was allowed to stir for 72 h. The solvent was then evaporated and the residue was treated with water and benzene/ diethyl ether (1:1). The aqueous layer was acidified and the organic layer was extracted with 1 N sodium hydroxide twice. The combined aqueous extracts were acidified, ethanol (95%) was added with warming until the solution was homogeneous. Potassium thiocyanate (4.0 g) was added and after 2.5 h of heating on a steam bath, the crystals were collected to provide imidazole **9** (0.7 g) (4-Chlorophenyl)-(2-mercapto-3-methyl-3H-imidazol-4-yl)-methanone. M calc = 252; M+H found = 253.

Step B: Preparation of (4-Chlorophenyl)-{3-methyl-2-[2-(1-methylpyrrolidin-2-yl)-ethylsulfanyl]-3H-imidazol-4-yl}-methanone

[0140] The product from Example IV, Step A (0.15 g) was subjected to the same conditions as described in Example II, Step C, using 2-(2-chloroethyl-1-methyl-pyrrolidine hydrochloride (0.16 g) to provide (4-Chlorophenyl)-{3-methyl-2-[2-(1-methylpyrrolidin-2-yl)-ethylsulfanyl]-3H-imidazol-4-yl}-methanone (0.025 g, 11 %). M calc = 363; M+H found 364. ¹H NMR (400 MHz, CDCl₃): δ 7.68 (dd, J = 8.9, 2.2 Hz, 2H), 7.43 (s, 1H), 7.38 (dd, J = 9.0, 2.3 Hz, 2H), 3.82 (s, 3H), 3.28 (m, 1H), 3.15 (m, 1H), 3.04 (m, 1H), 2.28 (s, 3H), 2.15 (br m, 1H), 2.05 (br m, 1H), 1.95 (br m, 1H), 1.65 (br m, 3H), 1.48 (br m, 1H). The compound demonstrated useful biological activity when assessed with a [³H]-N-methylhis-

tamine binding assay (see Table in Example XVIII).

Step C: Additional compounds prepared following Scheme II, and Example IV, Steps A, and B.

5 **[0141]** The following compounds of Formula I were prepared following Scheme II and Example IV, Steps A and B; and substituting reagents, and adjusting reaction conditions as needed. The compounds were found to have useful biological activity based on the K_i (nM) value from a [³H]-N-methylhistamine binding assay.

[0142] The compounds of Formula I, wherein:

10 M is -C(=O)R^M; R^M is *p*-chlorophenyl; A³ is sulfur; L³ is 2-methylpropyl; Q³ is dimethylamino; and Q¹ is methyl; also known as, (4-Chloro-phenyl)-[2-(3-dimethylamino-2-methyl-propylsulfanyl)-3-methyl-3H-imidazol-4-yl]-methanone; M calc = 351; M+H found = 352; ¹H NMR (400 MHz, CDCl₃): δ 7.69 (dd, *J* = 9.1, 2.5 Hz, 2H), 7.42 (s, 1H), 7.39 (dd, *J* = 9.1, 2.3 Hz, 2H), 3.84 (s, 3H), 3.46 (dd, *J* = 12.9, 5.3 Hz, 1H), 3.05 (m, 1H), 2.20 (br m, 9H), 1.0 (d, *J* = 7.1 Hz, 3H);

15 M is -C(=O)R^M; R^M is *p*-chlorophenyl; A³ is sulfur; L³ is absent; Q³ is 4-(1-methyl-piperidyl); and Q¹ is methyl; also known as, (4-Chloro-phenyl)-[3-methyl-2-(1-methyl-piperidin-4-ylsulfanyl)-3H-imidazol-4-yl]-methanone; M calc = 349; M+H found = 350; ¹H NMR (400 MHz, CDCl₃): δ 7.72 (dd, *J* = 8.9, 2.3 Hz, 2H), 7.47 (s, 1H), 7.41 (dd, *J* = 9.0, 2.3 Hz, 2H), 3.86 (s, 3H), 3.75 (br s, 1H), 2.77 (br m, 2H), 2.28 (s, 3H), 2.15 (br m, 2H), 1.90 (br m, 2H);

20 M is -C(=O)R^M; R^M is *p*-chlorophenyl; A³ is sulfur; L³ is *n*-propyl; Q³ is 1-(4-methyl-piperazyl); and Q¹ is methyl; also known as, (4-Chloro-phenyl)-[3-methyl-2-[3-(4-methyl-piperazin-1-yl)-propylsulfanyl]-3H-imidazol-4-yl]-methanone; M calc = 392; M+H found 393; ¹H NMR (400 MHz, CDCl₃): δ 7.77-7.72 (dm, *J* = 8.5 Hz, 2H), 7.47 (s, 1H), 7.46-7.42 (dm, *J* = 8.5 Hz, 2H), 3.87 (s, 3H), 3.30 (t, *J* = 7.1 Hz, 2H), 2.63-2.32 (m, 8H), 2.28 (s, 3H), 1.97-1.89 (m, 2H); and

25 M is -C(=O)R^M; R^M is phenyl; A³ is sulfur; L³ is *n*-propyl; Q³ is dimethylamino; and Q¹ is methyl; also known as, [2-(3-Dimethylamino-propylsulfanyl)-3-methyl-3H-imidazol-4-yl]-phenyl-methanone; M calc = 303; M+H found = 304; ¹H NMR (400 MHz; CDCl₃): δ 7.63 (d, *J* = 7.7 Hz, 2H), 7.41 (m, 1H), 7.30 (m, 3H), 3.73 (s, 3H), 3.15 (t, *J* = 7.14 Hz, 2H), 2.1 (br m, 6H), 1.85 (br m, 2H), 1.1 (br m, 2H).

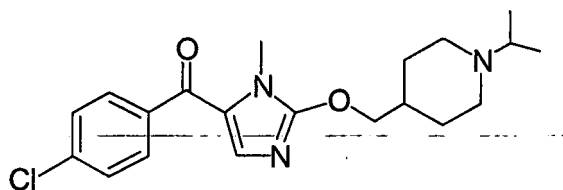
30

Example V

Preparation of (4-Chlorophenyl)-[2-(1-isopropylpiperidin-4-ylmethoxy)-3-methyl-3H-imidazol-4-yl]-methanone

35 **[0143]**

40

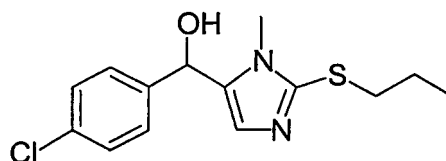


45 **[0144]** This example teaches the preparation of a compound of Formula I following Scheme III, wherein M is -C(=O)R^M; R^M is *p*-chlorophenyl; A³ is oxygen; L³ is methyl, Q³ is 4-(1-isopropyl-piperidyl); and Q¹ is methyl.

Step A: Preparation of (4-Chlorophenyl)-(3-methyl-2-propylsulfanyl-3H-imidazol-4-yl)-methanol

50 **[0145]**

55

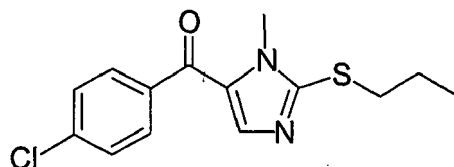


EP 1 373 218 B9

[0146] The product of Example I, Step A (3.35 g) was subjected to the same conditions as described in Example I, Step B except that bromopropane (1.4 mL) was employed as the alkylating agent to provide (4-Chlorophenyl)-(3-methyl-2-propylsulfanyl-3H-imidazol-4-yl)-methanol (2.69 g, 71 %). M calc = 296; M+H found = 297. Calculated for $C_{14}H_{17}N_2OSCl$: C 56.65, H 5.77, 9.44; found C 55.88, H 5.88, N 9.84.

Step B: Preparation of (4-Chlorophenyl)-(3-methyl-2-propylsulfanyl-3H-imidazol-4-yl)-methanone

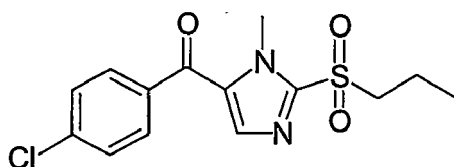
[0147]



[0148] The product of Example V, Step A (2.69 g) was subjected to the same conditions as described in Example I, Step C (MnO_2 , 3.39 g) to provide (4-Chlorophenyl)-(3-methyl-2-propylsulfanyl-3H-imidazol-4-yl)-methanone (2.67 g, 85%). M calc = 294; M+H found = 295. Calculated for $C_{14}H_{15}N_2OSCl$: C 57.04, H 5.13, 9.50; found C 57.23, H 4.99, N 9.43.

Step C: Preparation of (4-Chlorophenyl)-[3-methyl-2-(propane-1-sulfonyl)-3H-imidazol-4-yl]-methanone

[0149]



[0150] The product of Example V, Step B (2.26 g) in dichloromethane (300 mL) at 0 °C was treated with 3-chloroperoxybenzoic acid, 57% (2.58 g). After 2 h, the reaction mixture was warmed to room temperature. After stirring overnight, additional 3-chloroperoxybenzoic acid, 57% (1.6 g) was added. After 4 h, the reaction mixture was partitioned between dichloromethane and aqueous saturated sodium bicarbonate solution. The organic portion was separated, washed three times with aqueous saturated sodium bicarbonate solution, dried over sodium sulfate, filtered and evaporated to provide (4-Chloro-phenyl)-[3-methyl-2-(propane-1-sulfonyl)-3H-imidazol-4-yl]-methanone (2.3 g, 93%). M calc = 326; M+H found = 327. Calculated for $C_{14}H_{15}N_2O_3SCl$: C 51.45, H 4.63, N 8.57; found C 51.73, H 4.55, N 8.56. 1H NMR (400 MHz, $CDCl_3$): δ 7.98 (d, 2H), 7.68 (d, 2H), 7.44 (s, 1H), 4.46 (s, 3H), 3.76-3.70 (m, 2H), 1.95-1.83 (m, 2H), 1.29 (t, 3H).

Step D: Preparation of (4-Chlorophenyl)-[2-(1-isopropyl-piperidin-4-ylmethoxy)-3-methyl-3H-imidazol-4-yl]-methanone

[0151] (1-Isopropyl-piperidin-4-yl)-methanol (0.08g) in THF (10 mL) was treated with NaH (60% in mineral oil, 0.02 g). After 30 min, the reaction mixture was cooled to 0 °C and the product of Example V, Step C (0.125 g) in THF (5 mL) was added. After stirring overnight, the reaction mixture was partitioned between brine and ethyl acetate. The organic portion was separated, washed twice with brine, dried over sodium sulfate, filtered and concentrated. The residue was purified by column chromatography with silica gel using a gradient elution of 1-4% methanol in dichloromethane to provide (4-Chloro-phenyl)-[2-(1-isopropyl-piperidin-4-ylmethoxy)-3-methyl-3H-imidazol-4-yl]-methanone (0.07, 51 %) as a white solid. M calc = 375; M+H found = 376. 1H NMR (400 MHz, $CDCl_3$): δ 7.66 (d, J = 8.3 Hz, 2H), 7.37 (d, J = 8.6 Hz, 2H), 7.13 (s, 1H), 4.24 (d, J = 6.1 Hz, 2H), 3.69 (s, 3H), 2.88 (br d, J = 11.0 Hz, 2H), 2.69 (m, 1H), 2.12 (br dd, J = 12.6, 9.6 Hz, 2H), 1.88-1.69 (br m, 1H), 1.37 (br dd (J = 23.2, 9.3 Hz, 2H), 0.99 (d, J = 6.6 Hz, 6H). The compound demonstrated useful biological activity when assessed with a [3H]-N-methylhistamine binding assay (see Table in Example XVIII).

Step E: Additional compounds prepared following Scheme III, and Example V. Steps A, B, C, and D.

[0152] The following compounds of Formula I were prepared following Scheme III and Example V, Steps A, B, C, and D; and substituting reagents, and adjusting reaction conditions as needed. The compounds were found to have useful biological activity based on the K_i (nM) value from a [³H]-N-methylhistamine binding assay.

[0153] The compounds of Formula I, wherein:

M is -C(=O)R^M; R^M is *p*-chlorophenyl; A³ is sulfoxide (S=O); L³ is absent; Q³ is methyl; and Q¹ is methyl; also known as, (4-Chloro-phenyl)-(2-methanesulfinyl-3-methyl-3H-imidazol-4-yl)-methanone; M calc = 282; M+H found = 283;

M is -C(=O)R^M; R^M is *p*-chlorophenyl; A³ is oxygen; L³ is ethyl; Q³ is 1-piperidyl; and Q¹ is methyl; also known as, (4-Chlorophenyl)-[3-methyl-2-(2-piperidin-1-yl-ethoxy)-3H-imidazol-4-yl]-methanone; M calc = 347; M+H found = 348; ¹H NMR (400 MHz, CDCl₃): δ 7.67 (dm, *J* = 8.6 Hz, 2H), 7.37 (dm, *J* = 8.6 Hz, 2H), 7.14 (s, 1H), 4.52 (t, *J* = 5.8 Hz, 2H), 3.69 (s, 3H), 2.74 (t, *J* = 5.8 Hz, 2H), 2.49-2.40 (m, 4H), 1.57-1.48 (m, 4H), 1.42-1.32 (m, 2H);

M is -C(=O)R^M; R^M is *p*-chlorophenyl; A³ is oxygen; L³ is *n*-propyl; Q³ is 1-piperidyl; and Q¹ is methyl; also known as, (4-Chlorophenyl)-[3-methyl-2-(3-piperidin-1-yl-propoxy)-3H-imidazol-4-yl]-methanone; M calc = 361; M+H found = 362; ¹H NMR (400 MHz, CDCl₃): δ 7.67 (d, *J* = 8.6 Hz, 2H), 7.38 (d, *J* = 8.6 Hz, 2H), 7.14 (s, 1H), 4.44 (t, *J* = 7.0 Hz, 2H), 3.67 (s, 3H), 2.40 (t, *J* = 7.3 Hz, 2H), 2.37-2.29 (br m, 2H), 2.00-1.91 (m, 2H), 1.57-1.48 (m, 4H), 1.41-1.33 (m, 2H);

M is -C(=O)R^M; R^M is *p*-chlorophenyl; A³ is NH; L³ is *n*-propyl; Q³ is 1-piperidyl; and Q¹ is methyl; also known as, (4-Chlorophenyl)-[3-methyl-2-(3-piperidin-1-yl-propylamino)-3H-imidazol-4-yl]-methanone; ¹H NMR (400 MHz, CDCl₃): δ 7.75 (d, *J* = 8.3 Hz, 2H), 7.46 (d, *J* = 8.1 Hz, 2H), 7.21 (s, 1H), 4.51 (t, *J* = 6.3 Hz, 2H), 3.76 (s, 3H), 2.47-2.32 (tm, *J* = 6.8 Hz, 6H), 2.10-1.95 (m, 2H), 1.66-1.53 (m, 4H), 1.49-1.37 (m, 2H);

M is -C(=O)R^M; R^M is *p*-bromophenyl; A³ is oxygen; L³ is *n*-propyl; Q³ is 1-piperidyl; and Q¹ is methyl; also known as, (4-Bromophenyl)-[3-methyl-2-(3-piperidin-1-yl-propoxy)-3H-imidazol-4-yl]-methanone; M calc = 405; M+H found = 406;

M is -C(=O)R^M; R^M is *p*-bromophenyl; A³ is oxygen; L³ is absent; Q³ is 4-(1-isopropyl-piperidyl); and Q¹ is methyl; also known as, (4-Bromo-phenyl)-[2-(1-isopropyl-piperidin-4-yloxy)-3-methyl-3H-imidazol-4-yl]-methanone; M calc = 405; M+H found = 406; ¹H NMR (400 MHz, CDCl₃): δ 7.60 (dd, *J* = 8.3, 2.0 Hz, 2H), 7.54 (dd, *J* = 8.6, 2.0 Hz, 2H), 7.14 (s, 1H), 4.93 (m, 1H), 3.68 (s, 3H), 2.78-2.62 (m, 3H), 2.38 (br t, *J* = 8.6 Hz, 2H), 2.13-1.99 (m, 2H), 1.88-1.75 (m, 2H), 0.99 (d, *J* = 6.6 Hz, 6H);

M is -C(=O)R^M; R^M is *p*-bromophenyl; A³ is oxygen; L³ is methyl; Q³ is 4-(1-isopropyl-piperidyl); and Q¹ is methyl; also known as, (4-Bromophenyl)-[2-(1-isopropyl-piperidin-4-ylmethoxy)-3-methyl-3H-imidazol-4-yl]-methanone; M calc = 419; M+H found = 420; ¹H NMR (400 MHz, CDCl₃): δ 7.59 (dd, *J* = 8.1, 2.0 Hz, 2H), 7.54 (dd, *J* = 8.6, 1.8 Hz, 2H), 7.13 (s, 1H), 4.24 (d, *J* = 6.0 Hz, 2H), 3.68 (s, 3H), 2.88 (br d, *J* = 11.9 Hz, 2H), 2.74-2.62 (m, 1H), 2.11 (td, *J* = 11.9, 2.5 Hz, 2H), 1.85-1.71 (br m, 3H), 1.37 (br dd, *J* = 12.4, 3.5 Hz, 2H), 0.99 (d, *J* = 6.8 Hz, 6H);

M is -C(=O)R^M; R^M is *p*-chlorophenyl; A³ is oxygen; L³ is *n*-propyl; Q³ is dimethylamino; and Q¹ is methyl; also known as, (4-Chlorophenyl)-[2-(3-dimethylamino-propoxy)-3-methyl-3H-imidazol-4-yl]-methanone; M calc = 321; M+H found = 322; ¹H NMR (400 MHz, CD₃OD): δ 7.78-7.72 (dm, *J* = 8.4 Hz, 2H), 7.48-7.43 (dm, *J* = 6.7 Hz, 2H), 7.22 (s, 1H), 4.53 (t, *J* = 6.2 Hz, 2H), 3.75 (s, 3H), 2.46 (t, *J* = 7.1 Hz, 2H), 2.27 (s, 6H), 2.08-1.73 (m, 2H);

M is -C(=O)R^M; R^M is *p*-bromophenyl; A³ is oxygen; L³ is methyl; Q³ is 1-*tert*-butoxycarbonyl-piperidin-4-yl; and Q¹ is methyl; also known as, 4-[5[(4-bromobenzoyl)-1-methyl-1*H*-imidazol-2-yloxymethyl]-piperidine-1-carboxylic acid *tert*-butyl ester; M calc = 477; M+H found = 478;

M is -C(=O)R^M; R^M is *p*-bromophenyl; A³ is oxygen; L³ is ethyl; Q³ is 1-(4-isopropylpiperazyl); and Q¹ is methyl; also known as, (4-Bromophenyl)-[2-[2-(4-isopropyl-piperazin-1-yl)-ethoxy]-3-methyl-3H-imidazol-4-yl]-methanone; M calc = 434; M+H found = 435; ¹H NMR (400 MHz, CDCl₃): δ 7.62-7.57 (dm, *J* = 8.4 Hz, 2H), 7.57-7.52 (dm, *J* = 8.3 Hz, 2H), 7.14 (s, 1H), 4.52 (t, *J* = 5.7 Hz, 2H), 3.68 (s, 3H), 2.77 (t, *J* = 5.7 Hz, 2H), 2.64-2.40 (m, 8H), 1.85 (br s, 1H), 0.98 (d, *J* = 6.5 Hz, 6H);

M is -C(=O)R^M; R^M is phenyl; A³ is oxygen; L³ is *n*-propyl; Q³ is 1-piperidyl; and Q¹ is methyl; also known as, [3-

EP 1 373 218 B9

Methyl-2-(3-piperidin-1-yl-propoxy)-3H-imidazol-4-yl]-phenyl-methanone; M calc = 327; M+H found = 328; and

M is -C(=O)R^M; R^M is p-bromophenyl; A³ is oxygen; L³ is ethan-1-yl-2-ylidene; Q³ is 4-(1-isopropyl-piperidyl); and Q¹ is methyl; also known as, (4-Bromophenyl)-[2-[2-(1-isopropyl-piperidin-4-ylidene)-ethoxy]-3-methyl-3H-imidazol-4-yl]-methanone; ¹H NMR (400 MHz, CDCl₃): δ 7.57 (dd, J = 22.4, 8.4 Hz, 4H), 7.14 (s, 1H), 5.43 (t, J = 7.2 Hz, 1H), 4.90 (d, J = 7.1 Hz, 1H), 3.68 (s, 3H), 2.74-2.65 (m, 1H), 2.46 (ddd, J = 11.2, 5.5, 5.5 Hz, 4H), 2.32 (t, J = 5.5 Hz, 2H), 2.23 (t, J = 5.5 Hz, 2H), 0.97 (d, J = 6.6 Hz, 6H).

Step F: Additional compounds that can be prepared following Scheme III and Example V, Steps A, B, C, and D, and E.

[0154] The following compound of Formula I was prepared by first following Scheme III and Example V, Steps A, B, C, D, and E to prepare 4-[5[(4-bromobenzoyl)-1-methyl-1H-imidazol-2-yloxymethyl]-piperidine-1-carboxylic acid *tert*-butyl ester (see Step E above). This intermediate was then treated with trifluoroacetic acid in dichloromethane under standard *tert*-butoxycarbonyl removal conditions to yield the compound of Formula I wherein:

M is -C(=O)R^M; R^M is p-bromophenyl; A³ is oxygen; L³ is methyl; Q³ is 4-piperidyl; and Q¹ is methyl; also known as, (4-Bromophenyl)-[3-methyl-2-(piperidin-4-ylmethoxy)-3H-imidazol-4-yl]-methanone; ¹H NMR (400 MHz, CDCl₃/CD₃OD (~1:1)): δ 7.57 (m, 4H), 7.13 (s, 1H), 4.27 (d, 2H), 3.69 (s, 3H), 3.40 (m, 2H), 2.86 (m, 2H), 2.10 (br s, 1H), 1.96 (m, 2H), 1.59 (m, 2H).

Step G: Additional compounds that can be prepared following Scheme III and Example V, Steps A, B, C, D, E and F.

[0155] The following compounds of Formula I were prepared by first following Scheme III and Example V, Steps A, B, C, D, E, and F to prepare (4-Bromophenyl)-[3-methyl-2-(piperidin-4-ylmethoxy)-3H-imidazol-4-yl]-methanone (see Step F above). This intermediate was then subjected to the reductive amination procedure outlined in Example XV, using the appropriate aldehydes to yield the compounds of Formula I wherein:

M is -C(=O)R^M; R^M is p-bromophenyl; A³ is oxygen; L³ is ethyl; Q³ is 4-(1-isopropylpiperidyl); and Q¹ is methyl; also known as, (4-Bromophenyl)-[2-[2-(1-isopropyl-piperidin-4-yl)-ethoxy]-3-methyl-3H-imidazol-4-yl]-methanone; M calc = 433; M+H found = 434; ¹H, (500 MHz, CDCl₃): δ 7.62-7.57 (dm, J = 8.5 Hz, 2H), 7.56-7.53 (dm, J = 8.5 Hz, 2H), 7.12 (s, 1H), 4.44 (t, J = 6.6 Hz, 2H), 3.68 (s, 3H), 3.12-2.72 (m, 3H), 2.36-2.10 (m, 2H), 1.88-1.64 (m, 3H), 1.18-0.97 (m, 6H);

M is -C(=O)R^M; R^M is p-bromophenyl; A³ is oxygen; L³ is methyl; Q³ is 4-(1-ethyl-piperidyl); and Q¹ is methyl; also known as, (4-Bromophenyl)-[2-(1-ethyl-piperidin-4-ylmethoxy)-3-methyl-3H-imidazol-4-yl]-methanone; ¹H NMR (400 MHz, CDCl₃): δ 7.35 (s, 4H), 6.69 (s, 1H), 5.83 (s, 1H), 3.49 (s, 3H), 3.08 (m, 2H), 1.65 (m, 3H), 1.53 (m, 2H), 1.27 (m, 3H), 0.86 (d, J = 6.6 Hz, 6H);

M is -C(=O)R^M; R^M is p-bromophenyl; A³ is oxygen; L³ is methyl; Q³ is 4-(1-sec-butyl-piperidyl); and Q¹ is methyl; also known as, (4-Bromophenyl)-[2-(1-sec-butyl-piperidin-4-ylmethoxy)-3-methyl-3H-imidazol-4-yl]-methanone; ¹H NMR (400 MHz, CDCl₃): δ 7.70 (dd, J = 8.3, 2.3 Hz, 2H), 7.65 (dd, J = 8.6, 2.0 Hz, 2H), 7.30 (s, 1H), 4.35 (d, J = 6.3 Hz, 2H), 3.8 (s, 3H), 2.9 (br m, 1H), 2.85 (br m, 2H), 0.9 (m, 3H), 0.8 (m, 3H);

M is -C(=O)R^M; R^M is p-bromophenyl; A³ is oxygen; L³ is methyl; Q³ is 4-(1-methyl-piperidyl); and Q¹ is methyl; also known as, (4-Bromophenyl)-[3-methyl-2-(1-methyl-piperidin-4-ylmethoxy)-3H-imidazol-4-yl]-methanone; ¹H NMR (400 MHz, CDCl₃): δ 7.58 (dd, J = 20.9, 8.8 Hz, 4H), 7.14 (s, 1H), 4.26 (d, J = 6.1 Hz, 2H), 3.69 (s, 3H), 2.85 (d, J = 11.4 Hz, 2H), 1.58 (br s, 5H), 1.40 (m, 3H);

M is -C(=O)R^M; R^M is p-bromophenyl; A³ is oxygen; L³ is methyl; Q³ is 4-[1-(3-methylbutyl)-piperidyl]; and Q¹ is methyl; also known as, (4-Bromophenyl)-[3-methyl-2-[1-(3-methyl-butyl)-piperidin-4-ylmethoxy]-3H-imidazol-4-yl]-methanone; M calc = 447; M+H found = 448;

M is -C(=O)R^M; R^M is p-bromophenyl; A³ is oxygen; L³ is methyl; Q³ is 4--(1'-isopropyl-[1,4']bipiperidyl); and Q¹ is methyl; also known as, (4-Bromophenyl)-[2-(1'-isopropyl-[1,4']bipiperidiny-4-ylmethoxy)-3-methyl-3H-imidazol-4-yl]-methanone; M calc = 502; M+H found = 503; and

M is -C(=O)R^M; R^M is p-bromophenyl; A³ is oxygen; L³ is methyl; Q³ is 4-(1-cyclohexyl-piperidyl); and Q¹ is methyl; also known as, (4-Bromophenyl)-[2-(1-cyclohexyl-piperidin-4-ylmethoxy)-3-methyl-3H-imidazol-4-yl]-methanone;

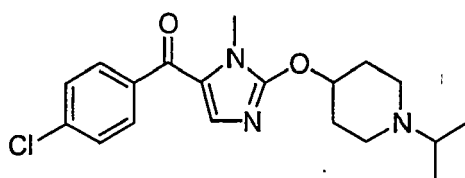
EP 1 373 218 B9

M calc = 459; M+H found = 460; ¹H NMR (400 MHz, CDCl₃): δ 7.62-7.57 (m, 2H), 7.56-7.51 (m, 2H), 7.14-7.11 (m, 1H), 4.32-4.21 (m, 2H), 3.71-3.66 (m, 3H), 3.20-3.03 (m, 1H), 3.00-2.87 (m, 1H), 2.57-2.46 (m, 1H), 2.46-2.25 (m, 1H), 2.05-1.88 (m, 2H), 1.88-1.69 (m, 4H), 1.69-1.42 (m, 6H), 1.32-1.13 (m, 3H), 1.13-1.10 (m, 1H).

5 Example XI

Preparation of (4-Chlorophenyl)-[2-(1-isopropyl-piperidin-4-yloxy)-3-methyl-3H-imidazol-4-yl]-methanone

10 [0156]



15

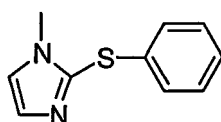
20

[0157] This example teaches the preparation of a compound of Formula I following Scheme IX, wherein M is -C(=O)R^M; R^M is p-chlorophenyl; A³ is oxygen; L³ is absent; Q³ is 1-isopropyl-piperidin-4-yl; and Q¹ is methyl.

Step A: Preparation of 1-Methyl-2-phenylsulfanyl-1H-imidazole

25 [0158]

25



30

35

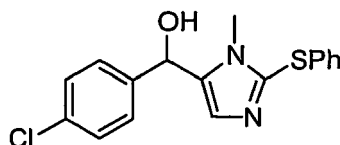
[0159] To a stirred solution of 1-Methyl-1H-imidazole (3.00 mL) in dry THF (120 mL) was added at -78 °C n-BuLi (15.0 mL, 2.50 M in hexanes). The reaction solution was stirred for 20 minutes at -78 °C and diphenyldisulfide (8.21 g) was added. The reaction mixture was stirred for 15 minutes at -78 °C and was allowed to warm to room temperature over 45 minutes. Water (25.0 mL) was added and the solvent was removed *in vacuo*. The residue was dissolved in dichloromethane (500 mL) and the organic layer was washed with water (2 x 50.0 mL). The organic layer was dried over magnesium sulfate and the solvent was removed *in vacuo*. The residue was purified by flash chromatography on silica gel (hexanes/acetone) to give the title compound (5.85 g).

40

Step B: Preparation of (4-Chlorophenyl)-(3-methyl-2-phenylsulfanyl-3H-imidazol-4-yl)-methanol

45 [0160]

45



50

55

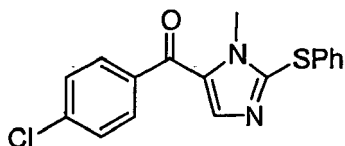
[0161] To a stirred solution of 2,2,6,6-tetramethylpiperidine (3.54 mL) in dry THF (50.0 mL) and 1,2-dimethoxyethane (DME, 20.0 mL) was added at -78 °C n-BuLi (8.00 mL, 2.50 M in hexanes). The solution was stirred for 15 minutes at -78 °C and a solution of the product of Example XI, Step A (3.81 g) in dry THF (5.00 mL) was added at -78°C. The reaction mixture was allowed to warm to room temperature and was stirred for 12 h at room temperature. Water (10.0 mL) was added and the solvent was removed *in vacuo*. The residue was dissolved in dichloromethane (650 mL) and the organic layer was washed with water (2 x 150 mL). The organic layer was dried over magnesium sulfate and the solvent was removed *in vacuo*. The residue was purified by flash chromatography on silica gel (hexanes/acetone) to give the title

compound (4.60 g).

Step C: Preparation of (4-Chlorophenyl)-(3-methyl-2-phenylsulfanyl-3H-imidazol-4-yl)-methanone

5 [0162]

10



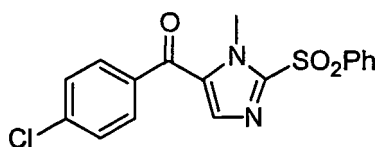
15 [0163] To a stirred solution of the product of Example XI, Step B (1.00 g) in dry dichloromethane (250.0 mL) was added at room temperature MnO₂ (3.02 g). The reaction mixture was stirred for 24 h at room temperature and was filtered through diatomaceous earth. The solvent was removed *in vacuo* and the residue was purified by flash chromatography (hexanes/acetone) to give the title compound (620 mg).

20

Step D: Preparation of (2-Benzenesulfonyl-3-methyl-3H-imidazol-4-yl)-(4-chlorophenyl)-methanone

[0164]

25



30 [0165] To a stirred solution of the product of Example XI, Step C (620 mg) in diethyl ether (100 mL) was added at room temperature 3-chloroperoxybenzoic acid (57%, 2.86 g). The reaction solution was stirred for 6 h at room temperature and diethyl ether (650 mL) was added. The organic layer was washed with saturated sodium bicarbonate (3 x 150 mL), water (150 mL) and brine (150 mL) and was dried over magnesium sulfate. The solvent was removed *in vacuo* and the residue was purified by flash chromatography on silica gel (hexanes/acetone) to give the material (802 mg) containing
35 the title compound, which was used without additional purification.

Step E: Preparation of (4-Chlorophenyl)-[2-(1-isopropyl-piperidin-4-yloxy)-3-methyl-3H-imidazol-4-yl]-methanone

40 [0166] To a stirred solution of 1-isopropyl-piperidin-4-ol (301 mg) in dry THF (10.0 mL) was added at room temperature NaH (60% dispersion in mineral oil, 76.0 mg). The reaction mixture was stirred for 30 minutes at room temperature and a solution of the product of Example XI, Step D (150 mg) in dry THF (1.00 mL) was added. The reaction mixture was stirred for 18 h at room temperature and water (1.00 mL) was added. The solvent was removed *in vacuo* and the residue was dissolved in dichloromethane (300 mL). The organic layer was washed with saturated sodium bicarbonate (2 x 50.0 mL) and water (50.0 mL) and was dried over magnesium sulfate. The solvent was removed *in vacuo* and the residue
45 was purified by flash chromatography on silica gel (CHCl₃/NH₃, 2 M in methanol) to give the title compound (82.0 mg) M calc = 361, M+H found = 362; ¹H NMR (400 MHz, CD₃OD): δ 7.83-7.76 (dm, J = 8.4 Hz, 2H), 7.57-7.50 (dm, J = 9.0 Hz, 2H), 7.26 (s, 1H), 4.50-4.92 (m, 1H), 3.75 (s, 3H), 2.92-2.70 (m, 3H), 2.59-2.45 (m, 2H), 2.20-2.04 (m, 2H), 2.00-1.80 (m, 2H), 1.11 (d, J = 6.5 Hz, 6H). The compound demonstrated useful biological activity when assessed with a [³H]-N-methylhistamine binding assay (see Table in Example XVIII).

50

Step F: Additional compounds prepared following Scheme IX. and Example XI, Steps A, B, C, D, and E.

[0167] The following compounds of Formula I were prepared following Scheme IX and Example XI, Steps A, B, C, D, and E; and substituting reagents, and adjusting reaction conditions as needed. The compounds were found to have
55 useful biological activity based on the K_i(nM) value from a [³H]-N-methylhistamine binding assay.

[0168] The compounds of Formula I, wherein:

M is -C(=O)R^M; R^M is methyl; A³ is sulfur; L³ is n-propyl; Q³ is dimethylamino; and Q¹ is methyl; also known as,

EP 1 373 218 B9

1-[2-(3-Dimethylamino-propylsulfanyl)-3-methyl-3H-imidazol-4-yl]-ethanone; M calc = 241; M+H found = 242; ¹H NMR (400 MHz, CDCl₃): δ 7.76 (s, 1H), 3.83 (s, 3 H), 3.39 (t, *J* = 6.4 Hz, 2 H), 2.43-2.38 (m, 5 H), 2.23 (s, 6 H), 1.95-1.88 (m, 2 H);

5 M is -C(=O)R^M; R^M is *p*-chlorophenyl; A³ is sulfur; L³ is *n*-propyl; Q³ is dimethylamino; and Q¹ is methyl; also known as, (4-Chlorophenyl)-[2-(3-dimethylamino-propylsulfanyl)-3-methyl-3H-imidazol-4-yl]-methanone; M calc = 337; M+H found = 338; ¹H NMR (400 MHz, CDCl₃): δ 7.81-7.73 (dm, *J* = 8.5 Hz, 2H), 7.50 (s, 1H), 7.48-7.44 (dm, *J* = 8.6 Hz, 2H), 3.91 (s, 3H), 3.33 (t, *J* = 7.1 Hz, 2H), 2.45 (t, *J* = 7.1 Hz, 2H), 2.27 (s, 6H), 2.0-1.91 (m, 2H);

10 M is -C(=O)R^M; R^M is *p*-chlorophenyl; A³ is oxygen; L³ is absent; Q³ is 4-(piperidin-1-ylmethyl)phenyl; and Q¹ is methyl; also known as, (4-Chlorophenyl)-[3-methyl-2-(4-piperidin-1-ylmethyl-phenoxy)-3H-imidazol-4-yl]-methanone; M calc = 409; M+H found = 410;

15 M is -C(=O)R^M; R^M is methyl; A³ is oxygen; L³ is propyl; Q³ is 1-piperidyl; and Q¹ is methyl; also known as, 1-[3-Methyl-2-(3-piperidin-1-yl-propoxy)-3H-imidazol-4-yl]-ethanone; M calc = 265; M+H found = 266; and

20 M is -C(=O)R^M; R^M is *p*-chlorophenyl; A³ is sulfur; L³ is absent; Q³ is 4-(1-isopropyl-piperidyl); and Q¹ is methyl; also known as, (4-Chlorophenyl)-[2-(1-isopropyl-piperidin-4-ylsulfanyl)-3-methyl-3H-imidazol-4-yl]-methanone; M calc = 377; M+H found = 378; ¹H NMR (400 MHz, CD₃OD): δ 7.85-7.79 (dm, *J* = 8.4 Hz, 2H), 7.58-7.51 (m, 3H), 3.94 (s, 3H), 3.68-3.63 (m, 1H), 2.97-2.86 (m, 2H), 2.80-2.72 (m, 1H), 2.38 (t, *J* = 10.9 Hz, 2H), 2.17-2.05 (m, 2H), 1.82-1.68 (m, 2H), 1.09 (d, *J* = 6.6 Hz, 6H).

Step G: Additional compounds that can be prepared following Scheme IX and Example XI, Steps A, B, C, D, and E.

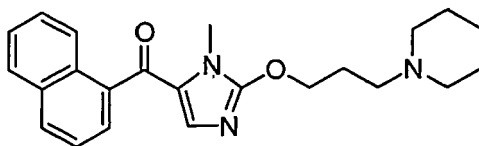
25 **[0169]** The following compound of Formula I was prepared by first following Scheme IX and Example XI, Steps A, B, C, D, and E to prepare the compound wherein M is -C(=O)R^M; R^M is *p*-chlorophenyl; A³ is sulfur; L³ is *n*-propyl; Q³ is 2-(1,3-dioxolanyl); and Q¹ is methyl (that is, (4-Chlorophenyl)-[2-(3-[1,3]dioxolan-2-yl-propylsulfanyl)-3-methyl-3H-imidazol-4-yl]-methanone). M calc = 366; M+H found = 367. The dioxolane of the intermediate was then removed under the standard mild conditions of pyridinium *p*-toluenesulfonate (PPTS). Subsequent reductive amination conditions as described in Example XV using piperidine as the basic component provided the compound of Formula I wherein:

30 M is -C(=O)R^M; R^M is *p*-chlorophenyl; A³ is sulfur; L³ is *n*-butyl; Q³ is 1-piperidyl; and Q¹ is methyl; also known as, (4-Chlorophenyl)-[3-methyl-2-(4-piperidin-1-yl-butylsulfanyl)-3H-imidazol-4-yl]-methanone; M calc = 391; M+H found = 392; ¹H NMR (400 MHz, CD₃OD): δ 7.81 (d, *J* = 8.4 Hz, 2H), 7.53 (d, *J* = 8.4 Hz, 3H), 7.54 (s, 1H), 3.90 (s, 3H), 3.31-3.25 (m, 2H), 2.66-2.50 (m, 4H), 2.48-2.44 (m, 2H), 1.80-1.68 (m, 4H), 1.68-1.58 (m, 4H), 1.54-1.44 (m, 2H).

Example XII

Preparation of [3-Methyl-2-(3-piperidin-1-yl-propoxy)-3H-imidazol-4-yl]-naphthalen-1-yl-methanone

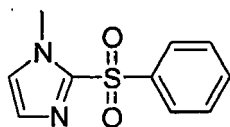
40 **[0170]**



50 **[0171]** This example teaches the preparation of a compound of Formula I following Scheme X, wherein M is -C(=O)R^M; R^M is 1-naphthalenyl; A³ is oxygen; L³ is propyl; Q³ is 1-piperidyl; and Q¹ is methyl.

Step A: Preparation of 2-Benzenesulfonyl-1-methyl-1H-imidazole

55 **[0172]**



5

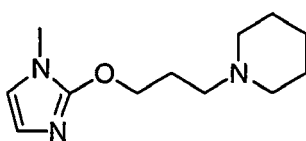
[0173] To a stirred solution of 1-methyl-2-phenylsulfanyl-1H-imidazole (the product of Step A in Example XI) (3.00 g) in diethyl ether (150 mL) was added at room temperature 3-chloroperoxybenzoic acid (57%, 22.7 g). The reaction solution was stirred for 18 h at room temperature and diethyl ether (750 mL) was added. The organic layer was washed with saturated sodium bicarbonate (3 x 200 mL), water (200 mL) and brine (200 mL) and was dried over magnesium sulfate. The solvent was removed *in vacuo* and the residue was purified by flash chromatography on silica gel (hexanes/acetone) to give the title compound (2.21 g).

10

Step B: Preparation of 1-[3-(1-Methyl-1H-imidazol-2-yloxy)-propyl]-piperidine

15

[0174]



20

[0175] To a stirred solution of 3-piperidin-1-yl-propan-1-ol (3.19 g) in dry THF (50.0 mL) was added at room temperature NaH (60% dispersion in mineral oil, 800 mg). The reaction mixture was stirred for 30 minutes at room temperature and a solution of the product of Example XII, Step A (990 mg) in dry THF (20.0 mL) was added. The reaction mixture was heated under reflux for 20 h and was allowed to cool to room temperature. Water (10.0 mL) was added and the solvent was removed *in vacuo*. The residue was dissolved in dichloromethane (400 mL) and the organic layer was washed with water (2 x 100 mL). The organic layer was dried over magnesium sulfate and the solvent was removed *in vacuo*. The residue was purified by flash chromatography on silica gel (CHCl₃/NH₃, 2 M in methanol) to give 778 mg of the compound of Formula I wherein M is hydrogen; A³ is oxygen; L³ is *n*-propyl; Q³ is 1-piperidyl; and Q¹ is methyl; also known as, 1-[3-(1-Methyl-1H-imidazol-2-yloxy)-propyl]-piperidine. M calc = 223; M+H found = 224.

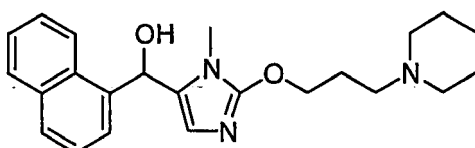
25

30

Step C: Preparation of [3-Methyl-2-(3-piperidin-1-yl-propoxy)-3H-imidazol-4-yl]-naphthalen-1-yl-methanol

35

[0176]



40

45

[0177] To a stirred solution of 2,2,6,6-tetramethylpiperidine (140 mg) in dry THF (5.00 mL) and 1,2-dimethoxyethane (DME, 2.50 mL) was added at -78 °C *n*-BuLi (467 μL, 1.92 M in hexanes). The solution was stirred for 15 minutes at -78 °C and a solution of the product of Example XII, Step B (100 mg) in dry THF (1.00 mL) was added at -78 °C. The reaction mixture was stirred for 45 minutes at -78 °C and a solution of 1-naphthaldehyde (106 mg) in dry THF (1.00 mL) was added at -78 °C. The reaction mixture was allowed to warm to room temperature and was stirred for 18 h at room temperature. Water (1.00 mL) was added and the solvent was removed *in vacuo*. The residue was dissolved in dichloromethane (20.0 mL) and the organic layer was washed with water utilizing a Varian chem elute 1005 cartridge. The organic layer was dried over magnesium sulfate and the solvent was removed *in vacuo*. The residue was purified by flash chromatography on silica gel (CHCl₃/NH₃, 2M in methanol) to give the material (35.0 mg) containing the title compound, which was used without additional purification.

50

55

EP 1 373 218 B9

Step D Preparation of [3-Methyl-2-(3-piperidin-1-yl-propoxy)-3H-imidazol-4-yl]-naphthalen-1-yl-methanone

[0178] To a stirred solution of the product of Example XII, Step C (35.0 mg) in dry dichloromethane (5.00 mL) was added at room temperature MnO₂ (85%, activated, 47.0 mg). The reaction mixture was stirred for 18 h at room temperature and was filtrated over diatomaceous earth. The solvent was removed *in vacuo* and the residue was purified by flash chromatography (CHCl₃/NH₃, 2M in methanol) to give the title compound (8.00 mg). M calc = 377, M+H found = 378. ¹H NMR (400 MHz, CD₃OD): δ 8.09-8.04 (m, 2 H), 7.98-7.95 (m, 1H), 7.69-7.67 (m, 1H), 7.57-7.50 (m, 3 H), 6.98 (s, 1H), 4.48 (t, *J* = 6.3 Hz, 2 H), 3.87 (s, 3 H), 2.56-2.45 (m, 6 H), 2.09-2.02 (m, 2 H), 1.66-1.60 (m, 4 H), 1.51-1.48 (m, 2 H). The compound demonstrated useful biological activity when assessed with a [³H]-N-methylhistamine binding assay (see Table in Example XVIII).

Step E: Additional compounds prepared following Scheme X, and Example XII. Steps A, B, C, and D.

[0179] The following compounds of Formula I were prepared following Scheme X and Example XII, Steps A, B, C, and D; and substituting reagents, and adjusting reaction conditions as needed. The compounds were found to have useful biological activity based on the K_i (nM) value from a [³H]-N-methylhistamine binding assay.

[0180] The compounds of Formula I, wherein:

M is -C(=O)R^M; R^M is methyl; A³ is oxygen; L³ is propyl; Q³ is 1-piperidyl; and Q¹ is methyl; also known as, 1-[3-Methyl-2-(3-piperidin-1-yl-propoxy)-3H-imidazol-4-yl]-ethanone; M calc = 265; M+H found = 266;

M is -CHOHR^M; A^M is hydroxy; R^M is methyl; A³ is oxygen; L³ is propyl; Q³ is 1-piperidyl; and Q¹ is methyl; also known as, 1-[3-Methyl-2-(3-piperidin-1-yl-propoxy)-3H-imidazol-4-yl]-ethanol; M calc = 267; M+H found = 268; ¹H NMR (400 MHz, CDCl₃): δ 6.47 (s, 1H), 4.73 (m, 1H), 4.34 (m, 2H), 3.43 (s, 3 H), 2.48-2.36 (m, 6 H), 2.02-1.94 (m, 2 H), 1.63-1.54 (m, 7 H), 1.47-1.41 (m, 2 H);

M is -C(=O)R^M; R^M is 4-methoxyphenyl; A³ is oxygen; L³ is *n*-propyl; Q³ is 1-piperidyl; and Q¹ is methyl; also known as, (4-Methoxyphenyl)-[3-methyl-2-(3-piperidin-1-yl-propoxy)-3H-imidazol-4-yl]-methanone; M calc = 357; M+H found = 358;

M is -C(=O)R^M; R^M is 4-pyridyl; A³ is oxygen; L³ is *n*-propyl; Q³ is 1-piperidyl; and Q¹ is methyl; also known as, [3-Methyl-2-(3-piperidin-1-yl-propoxy)-3H-imidazol-4-yl]-pyridin-4-yl-methanone; M calc = 328; M+H found = 329;

M is -C(=O)R^M; R^M is 3-pyridyl; A³ is oxygen; L³ is *n*-propyl; Q³ is 1-piperidyl; and Q¹ is methyl; also known as, [3-Methyl-2-(3-piperidin-1-yl-propoxy)-3H-imidazol-4-yl]-pyridin-3-yl-methanone; M calc = 328; M+H found = 329;

M is -C(=O)R^M; R^M is 2-pyridyl; A³ is oxygen; L³ is *n*-propyl; Q³ is 1-piperidyl; and Q¹ methyl; also known as, [3-Methyl-2-(3-piperidin-1-yl-propoxy)-3H-imidazol-4-yl]-pyridin-2-yl-methanone; M calc = 328; M+H found = 329; ¹H NMR (400 MHz, CD₃OD): δ 8.69-8.68 (m, 1H), 8.02-7.97 (m, 3 H), 7.62-7.56 (m, 1H), 4.50 (t, *J* = 6.2 Hz, 2 H), 3.79 (s, 3 H), 2.60-2.48 (m, 6 H), 2.12-2.04 (m, 2 H), 1.67-1.61 (m, 4 H), 1.54-1.46 (m, 2 H);

M is -C(=O)R^M; R^M is cyclohexyl; A³ is oxygen; L³ is *n*-propyl; Q³ is 1-piperidyl; and Q¹ is methyl; also known as, Cyclohexyl-[3-methyl-2-(3-piperidin-1-yl-propoxy)-3H-imidazol-4-yl]-methanone; M calc = 333; M+H found = 334;

M is -C(=O)R^M; R^M is 4-biphenyl; A³ is oxygen; L³ is *n*-propyl; Q³ is 1-piperidyl; and Q¹ is methyl; also known as, Biphenyl-4-yl-[3-methyl-2-(3-piperidin-1-yl-propoxy)-3H-imidazol-4-yl]-methanone; M calc = 403; M+H found = 404; ¹H NMR (400 MHz, CD₃OD): δ 7.90-7.86 (m, 2 H), 7.80-7.77 (m, 2 H), 7.72-7.70 (m, 2 H), 7.53-7.47 (m, 2 H), 7.42-7.38 (m, 1H), 7.31 (s, 1H), 4.50 (t, *J* = 6.2 Hz, 2 H), 3.77 (s, 3 H), 2.59-2.48 (m, 6 H), 2.11-2.05 (m, 2 H), 1.67-1.61 (m, 4 H), 1.54-1.48 (m, 2 H);

M is -C(=O)R^M; R^M is hydrogen; A³ is oxygen; L³ is *n*-propyl; Q³ is 1-piperidyl; and Q¹ is methyl; also known as, 3-Methyl-2-(3-piperidin-1-yl-propoxy)-3H-imidazol-4-yl-carbaldehyde; M calc = 251; M+H found = 252;

M is -CHOHR^M; A^M is hydroxy; R^M is 3,5-dichlorophenyl; A³ is oxygen; L³ is methyl; Q³ is 4-(1-isopropylpiperidyl); and Q¹ is methyl; also known as, (3,5-Dichlorophenyl)-[2-(1-isopropyl-piperidin-4-ylmethoxy)-3-methyl-3H-imidazol-4-yl]-methanol; M calc = 411; M+H found = 412;

M is -CHOHR^M; A^M is hydroxy; R^M is 4-cyanophenyl; A³ is oxygen; L³ is methyl; Q³ is 4-(1-isopropylpiperidyl); and

EP 1 373 218 B9

Q¹ is methyl; also known as, 4-{Hydroxy-[2-(1-isopropyl-piperidin-4-ylmethoxy)-3-methyl-3*H*-imidazo]-4-yl]-methyl}-benzonitrile; ¹H NMR (400 MHz, CDCl₃): δ 7.57 (d), 7.48 (d), 6.20 (s), 5.72 (s), 3.13 (s), 0.96 (d);

5 M is -C(=O)R^M; R^M is 3,5-dichlorophenyl; A³ is oxygen; L³ is methyl; Q³ is 4-(1-isopropylpiperidyl); and Q¹ is methyl; also known as, (3,5-Dichlorophenyl)-[2-(1-isopropyl-piperidin-4-ylmethoxy)-3-methyl-3*H*-imidazol-4-yl]-methanone; M calc = 409; M+H found = 410; ¹H NMR (400 MHz, CDCl₃): δ 7.65 (d, *J* = 1.9 Hz, 2H), 7.54 (t, *J* = 1.9 Hz, 1H), 7.25 (s, 1H), 4.33 (d, *J* = 6.2 Hz, 2H), 3.76 (s, 3H), 3.00-2.85 (m, 2H), 2.80-2.69 (m, 1H), 2.22-2.21 (m, 2H), 1.92-1.83 (m, 2H), 1.49-1.39 (m, 2H), 1.07 (d, *J* = 6.6 Hz, 6H).

10 M is -C(=O)R^M; R^M is 2-chlorophenyl; A³ is oxygen; L³ is methyl; Q³ is 4-(1-isopropylpiperidyl); and Q¹ is methyl; also known as, (2-Chlorophenyl)-[2-(1-isopropyl-piperidin-4-ylmethoxy)-3-methyl-3*H*-imidazol-4-yl]-methanone; M calc = 375; M+H found = 376; ¹H NMR (400 MHz, CDCl₃): 7.40-7.29 (m, 2H), 7.28-7.22 (m, 2H), 6.89 (s, 1H), 4.24 (d, *J* = 6.2 Hz, 2H), 3.75 (s, 3H), 2.91 (br d, *J* = 11.3 Hz, 2H), 2.75-2.70 (m, 1H), 2.24-2.09 (m, 2H), 1.78 (br d, *J* = 10.9 Hz, 2H), 1.47-1.38 (m, 2H), 1.03 (d, *J* = 7.6 Hz, 6H);

15 M is -C(=O)R^M; R^M is 4-cyanophenyl; A³ is oxygen; L³ is methyl; Q³ is 4-(1-isopropylpiperidyl); and Q¹ is methyl; also known as, 4-[2-(1-Isopropyl-piperidin-4-ylmethoxy)-3-methyl-3*H*-imidazole-4-carbonyl]-benzonitrile; M calc = 366; M+H found = 367; ¹H NMR (400 MHz, CDCl₃): δ 7.81-7.75 (dm, *J* = 8.2 Hz, 2H), 7.72-7.68 (dm, *J* = 11.1 Hz, 2H), 7.12 (s, 1H), 4.25 (d, *J* = 6.2 Hz, 2H), 3.70 (s, 3H), 2.87 (d, *J* = 11.4 Hz, 2H), 2.73-2.60 (m, 1H), 2.11 (t, *J* = 11.7 Hz, 2H), 1.85-1.72 (m, 3H), 1.44-1.27 (m, 2H), 0.98 (d, *J* = 8.8 Hz, 6H);

20 M is -C(=O)R^M; R^M is 3-chlorophenyl; A³ is oxygen; L³ is methyl; Q³ is 4-(1-isopropylpiperidyl); and Q¹ is methyl; also known as, (3-Chlorophenyl)-[2-(1-isopropyl-piperidin-4-ylmethoxy)-3-methyl-3*H*-imidazol-4-yl]-methanone; M calc = 375; M+H found = 376; ¹H-NMR (400 MHz, CDCl₃): δ 7.69 (t, *J* = 1.7 Hz, 1H), 7.61-7.51 (dm, *J* = 7.6 Hz, 1H), 7.48-7.44 (m, 1H), 7.34 (t, *J* = 7.9 Hz, 1H), 7.16 (s, 1H), 4.25 (d, *J* = 6.2 Hz, 2H), 3.69 (s, 3H), 2.94-2.83 (m, 2H), 2.74-2.64 (m, 1H), 2.18-2.07 (m, 1H), 1.84-1.72 (m, 2H), 1.70-1.32 (m, 4H), 1.00 (d, *J* = 6.5 Hz, 6H);

25 M is -C(=O)R^M; R^M is 4-trifluoromethylphenyl; A³ is oxygen; L³ is methyl; Q³ is 4-(1-isopropylpiperidyl); and Q¹ is methyl; also known as, [2-(1-Isopropyl-piperidin-4-ylmethoxy)-3-methyl-3*H*-imidazol-4-yl]-(4-trifluoromethyl-phenyl)-methanone; M calc = 409; M+H found = 410; ¹H NMR (400 MHz, CDCl₃): δ 7.83-7.77 (dm, *J* = 8.0 Hz, 2H), 7.74 (d, *J* = 7.6 Hz, 2H), 7.22 (s, 1H), 4.33 (d, *J* = 6.3 Hz, H), 3.72 (s, 3H), 2.98-2.82 (m, 2H), 2.85-2.66 (m, 1H), 2.25-2.14 (m, 2H), 1.90-1.73 (m, 2H), 1.56-1.41 (m, 2H), 1.07 (d, *J* = 6.6 Hz, 6H);

30 M is -C(=O)R^M; R^M is 4-nitrophenyl; A³ is oxygen; L³ is methyl; Q³ is 4-(1-isopropylpiperidyl); and Q¹ is methyl; also known as, [2-(1-Isopropyl-piperidin-4-ylmethoxy)-3-methyl-3*H*-imidazol-4-yl]-(4-nitro-phenyl)-methanone; M calc = 386; M+H found = 387; ¹H NMR (400 MHz, CDCl₃): δ 8.27-8.23 (dm, *J* = 8.7 Hz, 2H), 7.88-7.81 (dm, *J* = 8.7 Hz, 2H), 7.14 (s, 1H), 4.26 (d, *J* = 6.2 Hz, 2H), 3.72 (s, 3H), 2.91-2.81 (d, *J* = 11.5 Hz, 2H), 2.15-2.05 (m, 2H), 1.84-1.72 (m, 3H), 1.43-1.27 (m, 2H), 0.99 (d, *J* = 6.6 Hz, 6H);

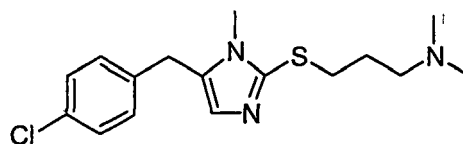
35 M is -C(=O)R^M; R^M is 4-fluorophenyl; A³ is oxygen; L³ is methyl; Q³ is 4-(1-isopropylpiperidyl); and Q¹ is methyl; also known as, (4-Fluorophenyl)-[2-(1-isopropyl-piperidin-4-ylmethoxy)-3-methyl-3*H*-imidazol-4-yl]-methanone; M calc = 359; M+H found = 360; ¹H NMR (400 MHz, CDCl₃): δ 7.78-7.69 (m, 2H), 7.12 (s, 1H), 7.11-7.03 (m, 2H), 4.24 (d, *J* = 6.6 Hz, 2H), 3.69 (s, 3H), 2.93-2.82 (m, 2H), 2.74-2.61 (m, 1H), 2.11 (t, *J* = 11.4 Hz, 2H), 1.77 (d, *J* = 12.6 Hz, 2H), 1.46-1.29 (m, 2H), 1.23-1.12 (m, 1H), 0.99 (d, *J* = 6.4 Hz, 6H); and

40 M is -C(=O)R^M; R^M is 4-isopropylphenyl; A³ is oxygen; L³ is methyl; Q³ is 4-(1-isopropylpiperidyl); and Q¹ is methyl; also known as, (4-Isopropylphenyl)-[2-(1-isopropyl-piperidin-4-ylmethoxy)-3-methyl-3*H*-imidazol-4-yl]-methanone; M calc = 383; M+H found = 384; ¹H NMR (400 MHz, CDCl₃): δ 7.70-7.55 (m, 2H), 7.27-7.22 (m, 2H), 7.17 (s, 1H), 4.28-4.15 (m, 2H), 3.69 (s, 3H), 2.98-2.82 (m, 2H), 2.81-2.65 (m, 1H), 2.25-2.05 (m, 3H), 1.85-1.25 (m, 5H), 1.23-1.10 (m, 6H), 1.03 (dm *J* = 6.2 Hz, 6H).

Example XIII

Preparation of {3-[5-(4-Chlorobenzyl)-1-methyl-1*H*-imidazol-2-ylsulfanyl]-propyl}-dimethyl-amine

55 [0181]



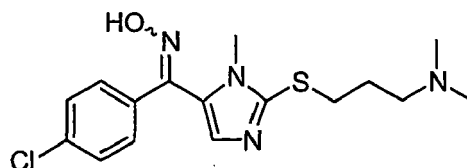
10 **[0182]** This example teaches the preparation of a compound of Formula I following Scheme VII, wherein M is $-\text{CH}_2\text{R}^{\text{M}}$; R^{M} is *p*-chlorophenyl; A^3 is sulfur; L^3 is *n*-propyl; Q^3 is dimethylamino; and Q^1 is methyl.

15 **[0183]** The product from Example II, Step C, (0.04 g) in *n*-butanol (1 mL) was treated with potassium *t*-butoxide (0.03 g), followed by hydrazine (0.011 mL). After heating to 120 °C for 16 h, the mixture was cooled to room temperature and partitioned between brine (75 mL) and ethyl acetate (100 mL). The layers were separated and the organic portion was washed with brine (100 mL), dried over sodium sulfate, and concentrated to give the crude product. The crude material was purified by silica gel chromatography (1-5% Methanol/Dichloromethane to provide the title compound (0.017 g, 45%). M calc= 323; M+H found 324. ^1H NMR (400 MHz, CDCl_3): δ 7.19 (d, $J = 8.3$ Hz, 2H), 7.01 (d, $J = 8.3$ Hz, 2H), 6.78 (s, 1H), 3.81 (s, 2H), 3.29 (s, 3H), 2.98 (t, $J = 7.3$ Hz, 2H), 2.29 (t, $J = 7.0$ Hz, 2H), 2.12 (s, 6H), 1.74 (m, 2H). The compound demonstrated useful biological activity when assessed with a [^3H]-*N*-methylhistamine binding assay (see Table in Example XVIII).

20 **Example XIV**

25 **Preparation of (4-Chlorophenyl)-[2-(3-dimethylamino-propylsulfanyl)-3-methyl-3H-imidazol-4-yl]-methanone oxime**

30 **[0184]**



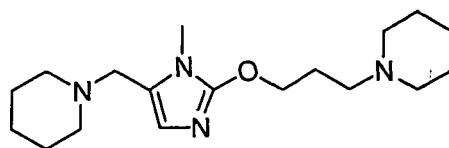
40 **[0185]** This example teaches the preparation of a compound of Formula I following Scheme VIII, wherein M is $-\text{C}(=\text{N}-\text{OH})\text{R}^{\text{M}}$; R^{M} is *p*-chlorophenyl; A^3 is sulfur; L^3 is *n*-propyl; Q^3 is dimethylamino; and Q^1 is methyl.

45 **[0186]** The product from Example II, Step C (0.07 g) in ethanol (2 mL) was treated with hydroxylamine hydrochloride (0.07 g) followed by pyridine (0.08 mL). After stirring for 16 h at 80 °C, the solvent was removed under reduced pressure. The residue was then partitioned between water (75 mL) and ethyl acetate (100 mL). The layers were separated and the organic portion was washed with brine (100 mL). The aqueous portion was treated with solid sodium bicarbonate until the solution reached pH =7. The aqueous portion was extracted with ethyl acetate (4x 50 mL) and dichloromethane (2 x 50 mL). The combined organic extracts were dried over sodium sulfate, and concentrated to provide the crude product. The crude material was purified by silica gel chromatography (1-5% Methanol (2 M NH_3)/ dichloromethane to provide the title compound as a mixture of oxime isomers (0.01 g, 14%), M calc = 352, M+H found = 353; ^1H NMR (400 MHz, CDCl_3): δ 7.43-7.37 (m, 1.4H), 7.32-7.28 (m, 1.3H), 7.25-7.20 (m, 1.3H), 6.99 (s, 0.6H), 6.62 (s, 0.4H), 3.66 (s, 1H), 3.26 (s, 2H), 3.12-3.04 (m, 2H), 2.47-2.36 (m, 2H), 2.23 (s, 6H), 1.94-1.82 (m, 2H). The compound demonstrated useful biological activity when assessed with a [^3H]-*N*-methylhistamine binding assay (see Table in Example XVIII).

50 **Example XV**

55 **Preparation of [3-Methyl-2-(3-piperidin-1-yl-propoxy)-3H-imidazol-4-yl]-piperidin-1-yl-methane**

[0187]



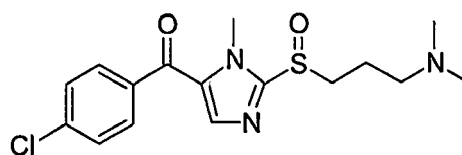
[0188] This example teaches the preparation of a compound of Formula I following Scheme XII, wherein M is $-\text{CH}_2\text{R}^{\text{M}}$; R^{M} is 1-piperidyl; A^3 is oxygen; L^3 is *n*-propyl; Q^3 is 1-piperidyl; and Q^1 is methyl.

[0189] To a stirred solution of 3-methyl-2-(3-piperidin-1-yl-propoxy)-3H-imidazole-4-carbaldehyde (10.0 mg) and piperidine (3.41 mg) in 1,2-dichloroethane was added at room temperature sodium triacetoxyborohydride (12.7 mg). The reaction mixture was stirred for 18 h at room temperature and dichloromethane (5.00 mL) and saturated sodium bicarbonate (2.00 mL) were added. The mixture was stirred for 1 h at room temperature and additional dichloromethane (100 mL) was added. The organic layer was washed with saturated sodium bicarbonate (20.0 mL) and water (2 x 20.0 mL) and was dried over magnesium sulfate. The solvent was removed *in vacuo* and the residue was purified by flash chromatography on silica gel ($\text{CHCl}_3/\text{NH}_3$, 2 M in methanol) to give the title compound (1.00 mg). M calc = 320; M+H found = 321. ^1H NMR (400 MHz, CD_3OD) δ 6.42 (s, 1H), 4.30 (t, $J = 6.2$ Hz, 2 H), 3.40 (s, 3 H), 3.34 (s, 2 H), 2.57-2.38 (m, 10 H), 2.04-1.96 (m, 2 H), 1.67-1.41 (m, 12 H). The compound demonstrated useful biological activity when assessed with a [^3H]-N-methylhistamine binding assay (see Table in Example XVIII).

Example XVI

Preparation of (4-Chloro-phenyl)-[2-(3-dimethylamino-propane-1-sulfinyl)-3-methyl-3H-imidazol-4-yl]-methanone

[0190]



[0191] This example teaches the preparation of a compound of Formula I following Scheme XI, wherein M is $-\text{C}(=\text{O})\text{R}^{\text{M}}$; R^{M} is *p*-chlorophenyl; A^3 is $\text{S}(\text{O})$; L^3 is *n*-propyl; Q^3 is dimethylamino; and Q^1 is methyl.

Step A: Preparation of (4-Chloro-phenyl)-[2-(3-dimethylamino-propane-1-sulfinyl)-3-methyl-3H-imidazol-4-yl]-methanone

[0192] To a stirred solution of (4-Chloro-phenyl)-[2-(3-dimethylamino-propylsulfanyl)-3-methyl-3H-imidazol-4-yl]-methanone (135 mg) in glacial acetic acid (4.00 mL) was added at room temperature H_2O_2 (82.0 μL ; 30 wt.% in water). The reaction solution was stirred for 48 h at room temperature, and water (10.0 mL) was added. The solution was brought to pH = 12 using sodium hydroxide (25% in water) and extracted with dichloromethane (250 mL, 2 x 50.0 mL). The combined organic layers were washed with water (3 x 20.0 mL) and were dried over magnesium sulfate. The solvent was removed *in vacuo*, and the residue was purified by flash chromatography on silica gel ($\text{CHCl}_3/\text{NH}_3$, 2 M in methanol) to give the title compound (121 mg). M calc = 353; M+H found = 354. ^1H NMR (400 MHz, CD_3OD): δ 7.91-7.87 (m, 2 H), 7.70 (s, 1H), 7.60-7.55 (m, 2 H), 4.21 (s, 3 H), 3.61-3.48 (m, 2 H), 2.54-2.43 (m, 2 H), 2.21 (s, 6 H), 2.04-1.94 (m, 2 H). The compound demonstrated useful biological activity when assessed with a [^3H]-N-methylhistamine binding assay (see Table in Example XVIII).

Step B: Additional compounds prepared following Scheme XI, and Example XVI, Step A.

[0193] The following compounds of Formula I were prepared following Scheme XI and Example XVI, Step A; and substituting reagents, and adjusting reaction conditions as needed.

[0194] The compounds of Formula I, wherein:

EP 1 373 218 B9

M is -C(=O)R^M; R^M is p-chlorophenyl; A³ is S(O₂); L³ is n-propyl; Q³ is dimethylamino; and Q¹ is methyl; also known as, (4-Chlorophenyl)-[2-(3-dimethylamino-propane-1-sulfonyl)-3-methyl-3H-imidazol-4-yl]-methanone; M calc = 369; M+H found = 370; K_i = 10000; and

M is -C(=O)R^M; R^M is p-chlorophenyl; A³ is S(O₂); L³ is n-propyl; Q³ is dimethylazinoyl; and Q¹ is methyl; also known as, (4-Chlorophenyl)-[2-(3-dimethylamino-propane-1-sulfonyl)-3-methyl-3H-imidazol-4-yl]-methanone oxide M; calc=385; M+H found=386; K_i=10000.

EXAMPLE XVIII

In Vitro

Transfection of cells with human histamine receptor

[0195] A 10 cm tissue culture dish with a confluent monolayer of SK-N-MC cells was split two days prior to transfection. Using sterile technique the media was removed and the cells were detached from the dish by the addition of trypsin. One fifth of the cells were then placed onto a new 10 cm dish. Cells were grown in a 37°C incubator with 5% CO₂ in Minimal Essential Media Eagle with 10% Fetal Bovine Serum. After two days cells were approximately 80% confluent. These were removed from the dish with trypsin and pelleted in a clinical centrifuge. The pellet was then re-suspended in 400 μL complete media and transferred to an electroporation cuvette with a 0.4 cm gap between the electrodes (Bio-Rad #165-2088). One μg supercoiled H₃ receptor cDNA was added to the cells and mixed. The voltage for the electroporation was set at 0.25 kV, the capacitance is set at 960 μF. After electroporation the cells were diluted into 10 mL complete media and plated onto four 10 cm dishes. Because of the variability in the efficiency of electroporation four different concentrations of cells were plated. The ratios used were; 1:20, 1:10, 1:5, with the remainder of the cells being added to the fourth dish. The cells were allowed to recover for 24 h before adding the selection media (complete media with 600 μg/mL G418). After 10 days dishes were analyzed for surviving colonies of cells. Dishes with well isolated colonies were used. Cells from individual colonies were isolated and tested. SK-N-MC cells were used because they give efficient coupling for inhibition of adenylate cyclase. The clones that gave the most robust inhibition of adenylate cyclase in response to histamine were used for further study.

[3H]-N-methylhistamine binding

[0196] Cell pellets from histamine H₃ receptor-expressing SK-N-MC cells were homogenized in 20 mM TrisHCl/0.5 mM EDTA. Supernatants from a 800 g spin were collected, recentrifuged at 30,000 g for 30 minutes. Pellets were re-homogenized in 50 mM Tris/5 mM EDTA (pH 7.4). Membranes were incubated with 0.8 nM [³H]-N-methylhistamine plus/minus test compounds for 45 min at 25°C and harvested by rapid filtration over GF/C glass fiber filters (pretreated with 0.3% polyethylenimine) followed by four washes with ice cold buffer. Filters were dried, added to 4 mL scintillation cocktail and then counted on a liquid scintillation counter. Non-specific binding was defined with 10 μM histamine. PK_i values were calculated based on a K_D of 800 pM and a ligand concentration ([L]) of 800 pM according to the formula:

$$K_i = (IC_{50}) / (1 + ([L]) / (K_D))$$

K_i Values

Example	Compound Name	K _i (nM)
I	(4-Chloro-phenyl)-[2-(2-dimethylamino-ethylsulfanyl)-3-methyl-3H-imidazol-4-yl]-methanone	98
II	(4-Chlorophenyl)-[2-(3-dimethylamino-propylsulfanyl)-3-methyl-3H-imidazol-4-yl]-methanone	2
II	(4-Chlorophenyl)-[3-methyl-2-(3-piperidin-1-yl-propylsulfanyl)-3H-imidazol-4-yl]-methanone	3.1
III	(4-Bromophenyl)-[3-methyl-2-(3-piperidin-1-yl-propylsulfanyl)-3H-imidazol-4-yl]-methanone	7.5
III	(4-Bromophenyl)-[2-(3-dimethylamino-propylsulfanyl)-3-methyl-3H-imidazol-4-yl]-methanone	1.6
IV	(4-Chlorophenyl)-[3-methyl-2-[2-(1-methylpyrrolidin-2-yl)-ethylsulfanyl]-3H-imidazol-4-yl]-methanone	2

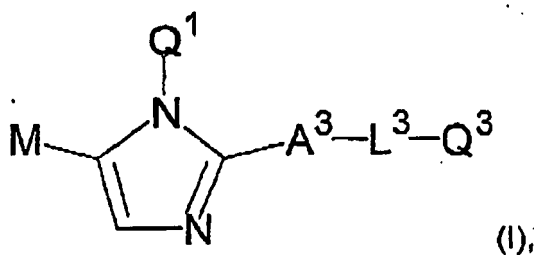
EP 1 373 218 B9

(continued)

Example	Compound Name	K _i (nM)
5	IV [2-(3-Dimethylamino-propylsulfanyl)-3-methyl-3H-imidazol-4-yl]-phenyl-methanone	4
	IV (4-Chlorophenyl)-[3-methyl-2-(1-methyl-piperidin-4-ylsulfanyl)-3H-imidazol-4-yl]-methanone	7
	V (4-Chloro-phenyl)-[2-(1-isopropyl-piperidin-4-ylmethoxy)-3-methyl-3H-imidazol-4-yl]-methanone	3.7
10	V (4-Chlorophenyl)-[3-methyl-2-(3-piperidin-1-yl-propylamino)-3H-imidazol-4-yl]-methanone	32
	V (4-Bromophenyl)-[2-(1-isopropyl-piperidin-4-ylmethoxy)-3-methyl-3H-imidazol-4-yl]-methanone	5.3
	V (4-Bromophenyl)-[2-(1-ethyl-piperidin-4-ylmethoxy)-3-methyl-3H-imidazol-4-yl]-methanone	6.6
15	V (4-Bromophenyl)-[2-(1-sec-butyl-piperidin-4-ylmethoxy)-3-methyl-3H-imidazol-4-yl]-methanone	9
	XI (4-Chlorophenyl)-[2-(1-isopropyl-piperidin-4-yloxy)-3-methyl-3H-imidazol-4-yl]-methanone	25
20	XI (4-Chlorophenyl)-[2-(1-isopropyl-piperidin-4-ylsulfanyl)-3-methyl-3H-imidazol-4-yl]-methanone	3
	XII [3-Methyl-2-(3-piperidin-1-yl-propoxy)-3H-imidazol-4-yl]-naphthalen-1-yl-methanone	79
	XII (2-Chlorophenyl)-[2-(1-isopropyl-piperidin-4-ylmethoxy)-3-methyl-3H-imidazol-4-yl]-methanone	1.3
25	XII (4-Fluorophenyl)-[2-(1-isopropyl-piperidin-4-ylmethoxy)-3-methyl-3H-imidazol-4-yl]-methanone	2.5
	XII (3-Chlorophenyl)-[2-(1-isopropyl-piperidin-4-ylmethoxy)-3-methyl-3H-imidazol-4-yl]-methanone	2.8
30	XII (3,5-Dichlorophenyl)-[2-(1-isopropyl-piperidin-4-ylmethoxy)-3-methyl-3H-imidazol-4-yl]-methanone	4
	XII [2-(1-Isopropyl-piperidin-4-ylmethoxy)-3-methyl-3H-imidazol-4-yl]-(4-trifluoromethyl-phenyl)-methanone	4.1
35	XII [2-(1-Isopropyl-piperidin-4-ylmethoxy)-3-methyl-3H-imidazol-4-yl]-(4-nitro-phenyl)-methanone	4.6
	XII 4-{Hydroxy-[2-(1-isopropyl-piperidin-4-ylmethoxy)-3-methyl-3H-imidazol-4-yl]-methyl}-benzonitrile	7.6
40	XIII {3-[5-(4-Chlorobenzyl)-1-methyl-1H-imidazol-2-ylsulfanyl]-propyl}-dimethyl-amine	22
	XIV (4-Chlorophenyl)-[2-(3-dimethylamino-propylsulfanyl)-3-methyl-3H-imidazol-4-yl]-methanone oxime	3.2
	XV [3-Methyl-2-(3-piperidin-1-yl-propoxy)-3H-imidazol-4-yl]-piperidin-1-yl-methane	36.4
45	XVI (4-Chlorophenyl)-[2-(3-dimethylamino-propane-1-sulfinyl)-3-methyl-3H-imidazol-4-yl]-methanone	315

Claims

1. A compound of the formula (I):



wherein:

15 Q¹ is selected from the group consisting of C₁₋₇ alkyl, C₁₋₇ haloalkyl and C₂₋₇ alkenyl;

wherein Q¹ may be substituted with one or more substituents selected from the group consisting of halo, cyano, hydroxy, OR¹¹, C₁₋₅ alkyl, C₁₋₅ haloalkyl, C₂₋₅ alkenyl, nitro, amino, R¹¹HN-, R¹¹R¹²N-, amido, R¹¹HNC(O), R¹¹R¹²NC(O) and R¹¹OC(O), and

20 wherein R¹¹ and R¹² are independently C₁₋₅ alkyl, C₁₋₅ haloalkyl or C₂₋₅ alkenyl;

M is a moiety of the formula -CH₂R^M, -CHOHR^M, -C(=O)R^M or -C(=N-OH)R^M,

25 wherein, R^M is selected from the group consisting of C₁₋₇ alkyl, R^{M1}HN-, R^{M1}R^{M2}N-, C₅₋₇cycloalkyl, aryl, biaryl and 4-7 membered heterocyclyl containing between 1 and 2 heteroatoms, wherein R^M may be substituted with one or more substituents independently selected from the group consisting of halo, cyano, hydroxy, OR^{M1}, C₁₋₅ alkyl, C₁₋₅ haloalkyl, C₂₋₅ alkenyl, nitro, amino R^{M1}HN-, R^{M1}R^{M2}N-, amido, R^{M1}HNC(O) and R^{M1}R^{M2}NC(O), and

30 wherein R^{M1} and R^{M2} are independently C₁₋₅ alkyl, C₁₋₅ haloalkyl or C₂₋₅ alkenyl;

A³ is NH, NR³, sulfur, sulfoxide, sulfone or oxygen, wherein R³ is C₁₋₅ alkyl;

L³ is C₁₋₇ alkyl or C₂₋₇ alkenyl;

35 wherein L³ may be substituted with one or more substituents selected from the group consisting of halo, hydroxy, methoxy and amino; or L³ is absent; and

40 Q³ is selected from the group consisting of C₁₋₇ alkyl, C₁₋₇ haloalkyl, C₂₋₇ alkenyl, C₃₋₇cycloalkyl, C₅₋₇ cycloalkenyl, aryl, 4-7 membered heterocyclyl, C₃₋₇ cycloalkyl- 4-7 membered heterocyclyl, 4-7 membered heterocyclyl-C₃₋₇ cycloalkyl, bi-(4-7 membered heterocyclyl), R³¹HN-, R³¹R³²N-, azinoyl, C₃₋₇cycloalkylamino, 4-7 membered heterocyclylamino, aryl C₁₋₆ alkylamino, C₃₋₇cycloalkylsulfanyl, 4-7 membered heterocyclylsulfanyl and 4-7 membered heterocycliloxy;

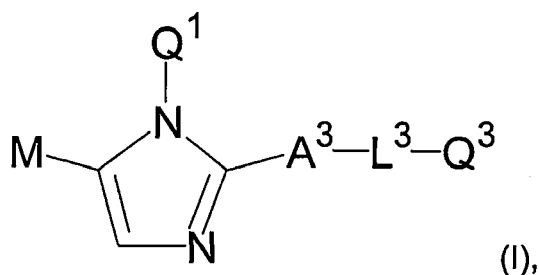
45 wherein Q³ may be substituted with one or more substituents selected from the group consisting of halo, cyano, hydroxy, OR³¹, C₁₋₅ alkyl, C₁₋₅ haloalkyl, C₂₋₅ alkenyl, nitro, amino, R³¹HN-, R³¹R³²N-, amido, R³¹HNC(O), R³¹R³²NC(O), R³¹OC(O), C₃₋₇ cycloalkyl, monocyclic 4-7 membered heterocyclyl and monocyclic 4-7 membered heterocyclylalkyl, and

50 wherein R³¹ and R³² are independently C₁₋₅ alkyl, C₁₋₅ haloalkyl or C₂₋₅ alkenyl;

or A³ and L³ are absent and Q³ is sulfanyl;

55 or a pharmaceutically acceptable ester, ether, N-oxide, amide, salt, hydrate or isotopically labeled form thereof.

2. A compound of claim 1 of the formula (1):



wherein:

15 Q¹ is C₁₋₃alkyl

wherein Q¹ may be substituted with one substituent selected from the group consisting of amino, R¹¹HN-, R¹¹R¹²N-, amido, R¹¹HNC(O), R¹¹R¹²NC(O) and R¹¹OC(O), and

20 wherein R¹¹ and R¹² are independently C₁₋₅ alkyl, C₁₋₅ haloalkyl or C₂₋₅ alkenyl;

M is a moiety of the formula -CH₂R^M, -CHOHR^M, or -C(=O)R^M,

25 wherein, R^M is selected from the group consisting of C₁₋₃ alkyl, R^{M1}HN-, C₁₋₃ R^{M1}R^{M2}N-, C₅₋₇cycloalkyl, aryl, biaryl and 4-7 membered heterocyclyl containing between 1 and 2 heteroatoms, wherein R^M may be substituted with one or more substituents independently selected from the group consisting of halo, cyano, hydroxy, OR^{M1}, C₁₋₅ alkyl, nitro, and amino; and

A³ is sulfur or oxygen

30 L³ is C₁₋₇ alkyl or C₂₋₇ alkenyl;

wherein L³ may be substituted with one or more substituents selected from the group consisting of halo, hydroxy, methoxy and amino (H₂N-); or L³ is absent; and

35 Q³ is selected from the group consisting of C₁₋₇ alkyl, C₁₋₇ haloalkyl, C₂₋₇ alkenyl, C₃₋₇cycloalkyl, C₅₋₇-cycloalkenyl, aryl, 4-7 membered heterocyclyl, C₃₋₇ cycloalkyl- 4-7 membered heterocyclyl, 4-7 membered heterocyclyl- C₃₋₇ cycloalkyl, bi-(4-7 membered heterocyclyl), R³¹HN-, R³¹R³²N-, azinoyl, C₃₋₇cycloalkylamino, 4-7 membered heterocyclylamino, aryl C₁₋₆ alkylamino, C₃₋₇cycloalkylsulfanyl, 4-7 membered heterocyclylsulfanyl and 4-7 membered heterocycliloxy;

40 wherein Q³ may be substituted with one or more substituents selected from the group consisting of halo, cyano, hydroxy, OR³¹, C₁₋₅ alkyl, C₁₋₅ haloalkyl, C₂₋₅ alkenyl, nitro, amino, R³¹HN-, R³¹R³²N-, amido, R³¹HNC(O), R³¹R³²NC(O), R³¹OC(O), C₃₋₇cycloalkyl, monocyclic 4-7 membered heterocyclyl and monocyclic 4-7 membered heterocyclylalkyl, and

45 wherein R³¹ and R³² are independently C₁₋₅ alkyl, C₁₋₅ haloalkyl or C₂₋₅ alkenyl;

or A³ and L³ are absent and Q³ is sulfanyl;

50 or a pharmaceutically acceptable ester, ether, N-oxide, amide, salt, hydrate or isotopically labeled form thereof.

3. The compound of claim 1 wherein Q¹ is unsubstituted C₁₋₃ alkyl.

55 4. The compound of claim 1 wherein Q¹ is methyl.

5. The compound of claim 1 wherein M is a moiety of the formula -CH₂R^M, -CHOHR^M, -C(=O)R^M or -C(=N-OH)R^M.

EP 1 373 218 B9

6. The compound of claim 1 wherein M is -CHOHR^M.
7. The compound of claim 1 wherein M is -C(=O)R^M.
- 5 8. The compound of claim 1 wherein R^M is unsubstituted or substituted C₃₋₇ cycloalkyl, aryl or 4-7 membered heterocyclyl.
9. The compound of claim 1 wherein R^M is aryl unsubstituted or substituted with halo, cyano, hydroxy, methoxy, C₁₋₃ alkyl, perhalomethyl, nitro, or amino.
- 10 10. The compound of claim 1 wherein R^M is phenyl unsubstituted or substituted with F, Cl, Br, cyano, methoxy, C₁₋₃ alkyl, CF₃, hydroxy, or nitro.
11. The compound of claim 1 wherein A³ is oxygen, sulfur or NH.
- 15 12. The compound of claim 1 wherein A³ is oxygen.
13. The compound of claim 1 wherein A³ is sulfur.
- 20 14. The compound of claim 1 wherein L³ is unsubstituted or substituted C₁₋₅ alkyl or C₂₋₅ alkenyl.
15. The compound of claim 1 wherein L³ is selected from (a) C₁₋₃ alkyl, which may be unsubstituted or substituted, and independently may be unbranched or branched, and (b) C₄₋₅ alkyl, which is branched or substituted, or both.
- 25 16. The compound of claim 1 wherein L³ is absent.
17. The compound of claim 1 wherein Q³ is R³¹HN- or R³¹R³²N-, or an unsubstituted or substituted nitrogen-containing 4-7 membered heterocyclyl, C₃₋₇cycloalkyl- 4-7 membered heterocyclyl, 4-7 membered heterocyclyl-C₃₋₇ cycloalkyl or bi-(4-7 membered heterocyclyl).
- 30 18. The compound of claim 1 wherein Q³ is an unsubstituted or substituted, nitrogen-containing, 5-6 membered heterocyclyl.
19. The compound of claim 1 wherein Q³ is R³¹R³²N-.
- 35 20. The compound of claim 1 wherein: Q¹ is methyl; M is a moiety of the formula -CH₂R^M, -CHOHR^M, -C(=O)R^M or -C(=N-OH)R^M; R^M is phenyl unsubstituted or substituted with F, Cl, Br, cyano, methoxy, C₁₋₃ alkyl, CF₃, hydroxy, or nitro; A³ is oxygen or sulfur; L³ is selected from (a) C₁₋₃ alkyl, which may be unsubstituted or substituted, and independently may be unbranched or branched, and (b) C₄₋₅ alkyl, which is branched or substituted, or both; and Q³ is R³¹R³²N-.
- 40 21. The compound of claim 1 wherein: Q¹ is methyl; M is a moiety of the formula -CH₂R^M, -CHOHR^M or -C(=O)R^M; R^M is phenyl unsubstituted or substituted with F, Cl, Br, cyano, methoxy, C₁₋₃ alkyl, CF₃, hydroxy, or nitro; A³ is oxygen or sulfur; L³ is unsubstituted or substituted C₁₋₅ alkyl or C₂₋₅ alkenyl, or L³ is absent; and Q³ is an unsubstituted or substituted, nitrogen-containing, 5-6 membered heterocyclyl.
- 45 22. A compound of claim 1 selected from the group consisting of:
- (2-Chlorophenyl)-[2-(1-isopropyl-piperidin-4-ylmethoxy)-3-methyl-3H-imidazol-4-yl]-methanone;
- 50 (4-Bromophenyl)-[2-(3-dimethylamino-propylsulfanyl)-3-methyl-3H-imidazol-4-yl]-methanone;
- (4-Chlorophenyl)-(3-methyl-2-[2-(1-methylpyrrolidin-2-yl)-ethylsulfanyl]-3H-imidazol-4-yl)-methanone;
- (4-Fluorophenyl)-[2-(1-isopropyl-piperidin-4-ylmethoxy)-3-methyl-3H-imidazol-4-yl]-methanone;
- (3-Chlorophenyl)-[2-(1-isopropyl-piperidin-4-ylmethoxy)-3-methyl-3H-imidazol-4-yl]-methanone;
- 55 (4-Chlorophenyl)-[2-(1-isopropyl-piperidin-4-ylsulfanyl)-3-methyl-3H-imidazol-4-yl]-methanone;
- (4-Chlorophenyl)-[3-methyl-2-(3-piperidin-1-yl-propylsulfanyl)-3H-imidazol-4-yl]-methanone;
- (4-Chlorophenyl)-[2-(3-dimethylamino-propylsulfanyl)-3-methyl-3H-imidazol-4-yl]-methanone oxime;
- (4-Chlorophenyl)-[2-(1-isopropyl-piperidin-4-ylmethoxy)-3-methyl-3H-imidazol-4-yl]-methanone;
- [2-(3-Dimethylamino-propylsulfanyl)-3-methyl-3H-imidazol-4-yl]-phenyl-methanone;

(3,5-Dichlorophenyl)-[2-(1-isopropyl-piperidin-4-ylmethoxy)-3-methyl-3*H*-imidazol-4-yl]-methanone;
 [2-(1-Isopropyl-piperidin-4-ylmethoxy)-3-methyl-3*H*-imidazol-4-yl]-(4-trifluoromethyl-phenyl)-methanone;
 [2-(1-Isopropyl-piperidin-4-ylmethoxy)-3-methyl-3*H*-imidazol-4-yl]-(4-nitrophenyl)-methanone;
 (4-Bromophenyl)-[2-(1-isopropyl-piperidin-4-ylmethoxy)-3-methyl-3*H*-imidazol-4-yl]-methanone;
 (4-Bromophenyl)-[2-(1-ethyl-piperidin-4-ylmethoxy)-3-methyl-3*H*-imidazol-4-yl]-methanone;
 (4-Chlorophenyl)-[3-methyl-2-(1-methyl-piperidin-4-ylsulfanyl)-3*H*-imidazol-4-yl]-methanone;
 (4-Bromophenyl)-[3-methyl-2-(3-piperidin-1-yl-propylsulfanyl)-3*H*-imidazol-4-yl] methanone;
 4-{Hydroxy-[2-(1-isopropyl-piperidin-4-ylmethoxy)-3-methyl-3*H*-imidazol-4-yl]-methyl}-benzotrile; and
 (4-Bromophenyl)-[2-(1-*sec*-butyl-piperidin-4-ylmethoxy)-3-methyl-3*H*-imidazol-4-yl]-methanone;

or a pharmaceutically acceptable ester, ether, *N*-oxide, amide, salt, hydrate or isotopically labeled form thereof.

23. A compound of claim 1 selected from the group consisting of:

(2-Chlorophenyl)-[2-(1-isopropyl-piperidin-4-ylmethoxy)-3-methyl-3*H*-imidazol-4-yl]-methanone;
 (4-Bromophenyl)-[2-(3-dimethylamino-propylsulfanyl)-3-methyl-3*H*-imidazol-4-yl]-methanone;
 (4-Chlorophenyl)-{3-methyl-2-[2-(1-methylpyrrolidin-2-yl)-ethylsulfanyl]-3*H*-imidazol-4-yl]-methanone;
 (4-Fluorophenyl)-[2-(1-isopropyl-piperidin-4-ylmethoxy)-3-methyl-3*H*-imidazol-4-yl]-methanone;
 (3-Chlorophenyl)-[2-(1-isopropyl-piperidin-4-ylmethoxy)-3-methyl-3*H*-imidazol-4-yl]-methanone;
 (4-Chlorophenyl)-[2-(1-isopropyl-piperidin-4-ylsulfanyl)-3-methyl-3*H*-imidazol-4-yl]-methanone;
 (4-Chlorophenyl)-[3-methyl-2-(3-piperidin-1-yl-propylsulfanyl)-3*H*-imidazol-4-yl]-methanone;
 (4-Chlorophenyl)-[2-(3-dimethylamino-propylsulfanyl) -3-methyl-3*H*-imidazol-4-yl]-methanone oxime;
 (4-Chlorophenyl)-[2-(1-isopropyl-piperidin-4-ylmethoxy)-3-methyl-3*H*-imidazol-4-yl]-methanone;
 [2-(3-Dimethylamino-propylsulfanyl)-3-methyl-3*H*-imidazol-4-yl]-phenyl-methanone;
 (3,5-Dichlorophenyl)-[2-(1-isopropyl-piperidin-4-ylmethoxy)-3-methyl-3*H* imidazol-4-yl]-methanone;
 [2-(1-Isopropyl-piperidin-4-ylmethoxy)-3-methyl-3*H*-imidazol-4-yl]-(4-trifluoromethyl-phenyl)-methanone;
 [2-(1-Isopropyl-piperidin-4-ylmethoxy)-3-methyl-3*H*-imidazol-4-yl]-(4-nitrophenyl)-methanone; and
 (4-Bromophenyl)-[2-(1-isopropyl-piperidin-4-ylmethoxy)-3-methyl-3*H*-imidazol-4-yl]-methanone;

or a pharmaceutically acceptable ester, ether, *N*-oxide, amide, salt, hydrate or isotopically labeled form thereof.

24. A compound of claim 1 selected from the group consisting of:

(4-Fluorophenyl)-[2-(1-isopropyl-piperidin-4-ylmethoxy)-3-methyl-3*H*-imidazol-4-yl]-methanone;
 (4-Chlorophenyl)-[2-(1-isopropyl-piperidin-4-ylmethoxy)-3-methyl-3*H*-imidazol-4-yl]-methanone; and
 [2-(1-Isopropyl-piperidin-4-ylmethoxy)-3-methyl-3*H*-imidazol-4-yl]-(4-nitrophenyl)-methanone;

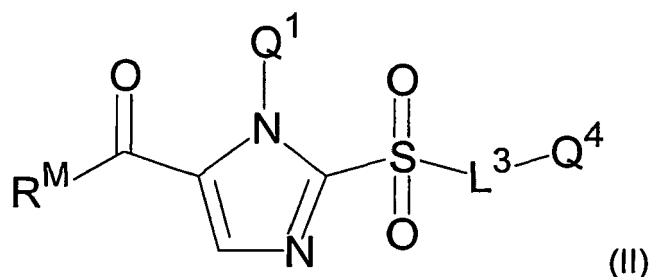
or a pharmaceutically acceptable ester, ether, *N*-oxide, amide, salt, hydrate or isotopically labeled form thereof.

25. The compound of claim 1 having the formula (4-Chlorophenyl)-[2-(1-isopropyl-piperidin-4-ylmethoxy)-3-methyl-3*H*-imidazol-4-yl]-methanone or a pharmaceutically acceptable ester, ether, *N*-oxide, amide, salt, hydrate or isotopically labeled form thereof.

26. The compound of claim 1 having the formula (4-Fluorophenyl)-[2-(1-isopropyl-piperidin-4-ylmethoxy)-3-methyl-3*H*-imidazol-4-yl]-methanone or a pharmaceutically acceptable ester, ether, *N*-oxide, amide, salt, hydrate or isotopically labeled form thereof.

27. The compound of claim 1 having the formula [2-(1-Isopropyl-piperidin-4-ylmethoxy)-3-methyl-3*H*-imidazol-4-yl]-(4-nitro-phenyl)-methanone or a pharmaceutically acceptable ester, ether, *N*-oxide, amide, salt, hydrate or isotopically labeled form thereof.

28. A compound of claim 1 of the formula (II):



wherein:

15 Q¹ is selected from the group consisting of C₁₋₇ alkyl, C₁₋₇ haloalkyl and C₂₋₇ alkenyl;

wherein Q¹ may be substituted with one or more substituents selected from the group consisting of halo, cyano, hydroxy, OR¹¹, C₁₋₅ alkyl, C₁₋₅ haloalkyl, C₂₋₅ alkenyl, nitro, amino (H₂N-), R¹¹HN-, R¹¹R¹²N-, amido (H₂NC(O)), R¹¹HNC(O), R¹¹R¹²NC(O) and R¹¹OC(O), and

20 wherein R¹¹ and R¹² are independently C₁₋₅alkyl, C₁₋₅ haloalkyl or C₂₋₅ alkenyl;

R^M is selected from the group consisting of C₁₋₇ alkyl, R^{M1}HN-, R^{M1}R^{M2}N-, C₃₋₇ cycloalkyl, aryl, biaryl and 4-7 membered heterocyclyl,

25 wherein R^M may be substituted with one or more substituents independently selected from the group consisting of halo, cyano, hydroxy, OR^{M1}, C₁₋₅ alkyl, C₁₋₅ haloalkyl, C₂₋₅ alkenyl, nitro, amino (H₂N-), R^{M1}HN-, R^{M1}R^{M2}N-, amido (H₂NC(O)), R^{M1}HNC(O) and R^{M1}R^{M2}NC(O), and

30 wherein R^{M1} and R^{M2} are independently C₁₋₅ alkyl, C₁₋₅ haloalkyl or C₂₋₅ alkenyl;

L³ is C₁₋₇ alkyl or C₂₋₇ alkenyl;

35 wherein L³ may be substituted with one or more substituents selected from the group consisting of halo, hydroxy, methoxy and amino (H₂N-);
or L³ is absent;

and Q⁴ is hydrogen;

40 or a derivative thereof that bears one or more protecting groups.

29. A compound of claim 28, wherein Q¹ is unsubstituted C₁₋₃ alkyl.

30. A compound of claim 28, wherein Q¹ is methyl.

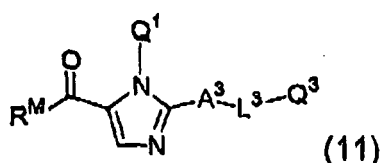
45 31. A pharmaceutical composition comprising a pharmaceutically acceptable excipient and a compound of claim 1, 20, 21, or 24.

32. The use of a compound of claim 1, 21, or 24 in the manufacture of a medicament for inhibiting histamine H₃ receptor activity in a subject.

50 33. The use of a compound of claim 1, 21, or 24 in the manufacture of a medicament for treating a subject having a disease or condition mediated by histamine H₃ receptor activity.

55 34. The use according to claim 33, wherein said disease or condition is selected from the group consisting of sleep/wake disorders, arousal/vigilance disorders, migraine, asthma, dementia, mild cognitive impairment (predementia), Alzheimer's disease, epilepsy, narcolepsy, eating disorders, motion sickness, vertigo, attention deficit hyperactivity disorders, learning disorders, memory retention disorders, schizophrenia, and upper airway allergic response.

35. A compound of claim 1, in combination with a histamine H₁ receptor antagonist compound, for treating a disease or condition mediated by at least one receptor selected from the histamine H₁ receptor and the histamine H₃ receptor.
36. The combination of claim 35 wherein the histamine H₁ receptor antagonist and the compound of claim 1 are present in the same dosage form.
37. A compound of claim 1, in combination with a histamine H₂ receptor antagonist compound, for treating a disease or condition mediated by at least one receptor selected from the histamine H₂ receptor and the histamine H₃ receptor.
38. The combination of claim 37 wherein the histamine H₂ receptor antagonist and the compound of claim 1 are present in the same dosage form.
39. A method for studying disorders mediated by the histamine H₃ receptor, comprising using an ¹⁸F-labeled compound of claim 1 or 23 as a positron emission tomography molecular probe.
40. A process for the production of a compound of the formula (11):



wherein:

Q¹ is selected from the group consisting of C₁₋₇ alkyl, C₁₋₇ haloalkyl and C₂₋₇ alkenyl;

wherein Q¹ may be substituted with one or more substituents selected from the group consisting of halo, cyano, hydroxy, OR¹¹, C₁₋₅ alkyl, C₁₋₅ haloalkyl, C₂₋₅ alkenyl, nitro, amino (H₂N-), R¹¹HN-, R¹¹R¹²N-, amido (H₂NC(O)), R¹¹HNC(O), R¹¹R¹²NC(O) and R¹¹OC(O), and

wherein R¹¹ and R¹² are independently C₁₋₅ alkyl, C₁₋₅ haloalkyl or C₂₋₅ alkenyl;

R^M is selected from the group consisting of C₁₋₇ alkyl, R^{M1}HN- R^{M1}R^{M2}N-, C₃₋₇ cycloalkyl, aryl, biaryl and 4-7 membered heterocyclyl,

wherein R^M may be substituted with one or more substituents independently selected from the group consisting of halo, cyano, hydroxy, OR^{M1}, C₁₋₅ alkyl, C₁₋₅ haloalkyl, C₂₋₅ alkenyl, nitro, amino (H₂N-), R^{M1}HN-, R^{M1}R^{M2}N-, amido (H₂NC(O)), R^{M1}HNC(O) and R^{M1}R^{M2}NC(O), and

wherein R^{M1} and R^{M2} are independently C₁₋₅ alkyl, C₁₋₅ haloalkyl or C₂₋₅ alkenyl;

A³ is NH, NR³, sulfur or oxygen, wherein R³ is C₁₋₅ alkyl;

L³ is C₁₋₇ alkyl or C₂₋₇ alkenyl;

wherein L³ may be substituted with one or more substituents selected from the group consisting of halo, hydroxy, methoxy and amino (H₂N-);

or L³ is absent; and

Q³ is selected from the group consisting of C₁₋₇ alkyl, C₁₋₇ haloalkyl, C₂₋₇ alkenyl, C₃₋₇ cycloalkyl, C₅₋₇ cycloalkenyl, aryl, 4-7 membered heterocyclyl, C₃₋₇ cycloalkyl- 4-7 membered heterocyclyl, 4-7 membered heterocyclyl-C₃₋₇ cycloalkyl, bi-(4-7 membered heterocyclyl), R³¹HN-, R³¹R³²N-, azinoyl (R³¹HN⁺(O⁻) or R³¹R³²N⁺(O⁻)), C₃₋₇cycloalkylamino, 4-7 membered heterocyclylamino, aryl C₁₋₆ alkylamino, C₃₋₇cycloalkylsulfanyl, 4-7 membered heterocyclylsulfanyl and 4-7 membered heterocycliloxy;

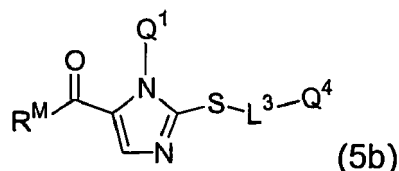
wherein Q³ may be substituted with one or more substituents selected from the group consisting of halo,

EP 1 373 218 B9

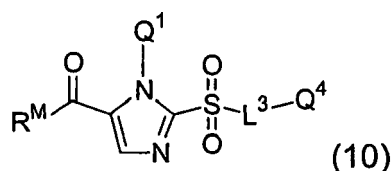
cyano, hydroxy, OR³¹, C₁₋₅ alkyl, C₁₋₅ haloalkyl, C₂₋₅ alkenyl, nitro, amino (H₂N-), R³¹HN-, R³¹R³²N-, amido (H₂NC(O)), R³¹HNC(O), R³¹R³²NC(O), R³¹OC(O), C₃₋₇ cycloalkyl, monocyclic 4-7 membered heterocyclyl and monocyclic 4-7 membered heterocyclyl- C₁₋₆ alkyl, and

wherein R³¹ and R³² are independently C₁₋₅ alkyl, C₁₋₅ haloalkyl or C₂₋₅ alkenyl;

that comprises treating a compound of the formula (5b)

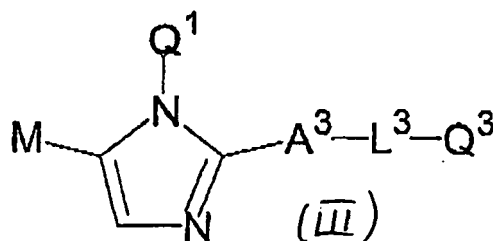


wherein Q⁴ is hydrogen, with an oxidizing agent resulting in an intermediate compound of the formula (10)



and treating said intermediate compound (10) with a reagent H-A³-L³-Q³, wherein L³ of the reagent H-A³-L³-Q³ is independent of L³ of formula (5b) and formula (10), in the presence of a base in a suitable solvent yielding said compound of formula 11.

41. A process according to claim 40, wherein said oxidizing agent is either hydrogen peroxide in acetic acid, or 3-chloroperoxybenzoic acid in dichloromethane or diethyl ether.
42. A process according to claim 40, wherein said base is an alkali metal hydride.
43. A process according to claim 42, wherein said alkali metal hydride is sodium hydride.
44. A process according to claim 40, wherein said suitable solvent is a member selected from the group consisting of dimethylformamide, benzene, 1,2-dimethoxyethane and tetrahydrofuran.
45. A process according to claim 44, wherein said suitable solvent is tetrahydrofuran.
46. An intermediate of the formula (III) :



wherein:

Q¹ is selected from the group consisting of C₁₋₇ alkyl, C₁₋₇ haloalkyl and C₂₋₇ alkenyl;

wherein Q^1 may be substituted with one or more substituents selected from the group consisting of halo, cyano, hydroxy, OR^{11} , C_{1-5} alkyl, C_{1-5} haloalkyl, C_{2-5} alkenyl, nitro, amino, $R^{11}HN-$, $R^{11}R^{12}N-$, amido, $R^{11}NC(O)$, $R^{11}R^{12}NC(O)$ and $R^{11}OC(O)$, and
 wherein R^{11} and R^{12} are independently C_{1-5} alkyl, C_{1-5} haloalkyl or C_{2-5} alkenyl;

M is hydrogen;
 A^3 is NH , NR^3 , sulfur, sulfoxide, sulfone or oxygen, wherein R^3 is C_{1-5} alkyl;
 L^3 is C_{1-7} alkyl or C_{2-7} alkenyl;

wherein L^3 may be substituted with one or more substituents selected from the group consisting of halo, hydroxy, methoxy and amino; or L^3 is absent; and

Q^3 is selected from the group consisting of C_{1-7} alkyl, C_{1-7} haloalkyl, C_{2-7} alkenyl, C_{3-7} cycloalkyl, C_{5-7} cycloalkenyl, aryl, 4-7 membered heterocyclyl, C_{3-7} cycloalkyl-4-7 membered heterocyclyl, 4-7 membered heterocyclyl- C_{3-7} cycloalkyl, bi- (4-7 membered heterocyclyl), $R^{31}HN-$, $R^{31}R^{32}N-$, azinoyl, C_{3-7} cycloalkylamino, 4-7 membered heterocyclylamino, aryl C_{1-6} alkylamino, C_{3-7} cycloalkylsulfanyl, 4-7 membered heterocyclylsulfanyl and 4-7 membered heterocycloxy ;

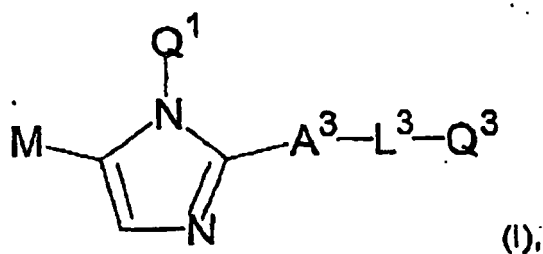
wherein Q^3 may be substituted with one or more substituents selected from the group consisting of halo, cyano, hydroxy, OR^{31} , C_{1-5} alkyl, C_{1-5} haloalkyl, C_{2-5} alkenyl, nitro, amino, $R^{31}HN-$, $R^{31}R^{32}N-$, amido, $R^{31}HNC(O)$, $R^{31}R^{32}NC(O)$, $R^{31}OC(O)$, C_{3-7} cycloalkyl, monocyclic 4-7 membered heterocyclyl and monocyclic 4-7 membered heterocyclalkyl, and
 wherein R^{31} and R^{32} are independently C_{1-5} alkyl, C_{1-5} haloalkyl or C_{2-5} alkenyl;

or A^3 and L^3 are absent and Q^3 is sulfanyl;

or a pharmaceutical acceptable ester, ether, N-oxide, amide, salt, hydrate or isotopically labeled form thereof.

Patentansprüche

1. Verbindung mit der Formel (I):



worin:

Q^1 ausgewählt ist aus der Gruppe, bestehend aus C_{1-7} -Alkyl, C_{1-7} -Haloalkyl und C_{2-7} -Alkenyl;

wobei Q^1 mit einem oder mehreren Substituenten substituiert sein kann, die ausgewählt sind aus der Gruppe, bestehend aus Halo, Cyano, Hydroxy, OR^{11} , C_{1-5} -Alkyl, C_{1-5} -Haloalkyl, C_{2-5} -Alkenyl, Nitro, Amino, $R^{11}HN-$, $R^{11}R^{12}N-$, Amido, $R^{11}HNC(O)$, $R^{11}R^{12}NC(O)$ und $R^{11}OC(O)$, und
 wobei R^{11} und R^{12} unabhängig C_{1-5} -Alkyl, C_{1-5} -Haloalkyl oder C_{2-5} -Alkenyl sind;

M eine Einheit der Formel $-CH_2R^M$, $-CHOHR^M$, $-C(=O)R^M$ oder $-C(=N-OH)R^M$ ist,

wobei R^M ausgewählt ist aus der Gruppe, bestehend aus C_{1-7} -Alkyl, $R^{M1}HN-$, $R^{M1}R^{M2}N-$, C_{5-7} -Cycloalkyl, Aryl, Biaryl und 4- bis 7-gliedrigem Heterocyclyl, das zwischen 1 und 2 Heteroatome enthält,
 wobei R^M mit einem oder mehreren Substituenten substituiert sein kann, die unabhängig ausgewählt sind

EP 1 373 218 B9

aus der Gruppe, bestehend aus Halo, Cyano, Hydroxy, ORM^1 , C_{1-5} -Alkyl, C_{1-5} -Haloalkyl, C_{2-5} -Alkenyl, Nitro, Amino, $R^{M1}HN-$, $R^{M1}R^{M2}N-$, Amido, $R^{M1}HNC(O)$ und $R^{M1}R^{M2}NC(O)$, und wobei R^{M1} und R^{M2} unabhängig C_{1-5} -Alkyl, C_{1-5} -Haloalkyl oder C_{2-5} -Alkenyl sind;

5 A^3 NH, NR^3 , Schwefel, Sulfoxid, Sulfon oder Sauerstoff ist, wobei R^3 C_{1-5} -Alkyl ist; L^3 C_{1-7} -Alkyl oder C_{2-7} -Alkenyl ist;

wobei L^3 mit einem oder mehreren Substituenten substituiert sein kann, die ausgewählt sind aus der Gruppe, bestehend aus Halo, Hydroxy, Methoxy und Amino; oder L^3 nicht vorhanden ist; und

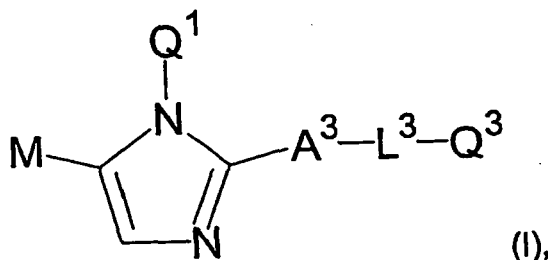
10 Q^3 ausgewählt ist aus der Gruppe, bestehend aus C_{1-7} -Alkyl, C_{1-7} -Haloalkyl, C_{2-7} -Alkenyl, C_{3-7} -Cycloalkyl, C_{5-7} -Cycloalkenyl, Aryl, 4- bis 7-gliedrigem Heterocyclyl, C_{3-7} -Cycloalkyl-(4- bis 7-gliedriges Heterocyclyl), 4- bis 7-gliedriges Heterocyclyl)- C_{3-7} -cycloalkyl, Bi-(4- bis 7-gliedriges Heterocyclyl), $R^{31}HN-$, $R^{31}R^{32}N-$, Azinoyl, C_{3-7} -Cycloalkylamino, 4- bis 7-gliedrigem Heterocyclylamino, Aryl- C_{1-6} -alkylamino, C_{3-7} -Cycloalkylsulfanyl, 4- bis 7-gliedrigem Heterocyclylsulfanyl und 4- bis 7-gliedrigem Heterocyclylloxy;

20 wobei Q^3 mit einem oder mehreren Substituenten substituiert sein kann, die ausgewählt sind aus der Gruppe, bestehend aus Halo, Cyano, Hydroxy, OR^{31} , C_{1-5} -Alkyl, C_{1-5} -Haloalkyl, C_{2-5} -Alkenyl, Nitro, Amino, $R^{31}HN-$, $R^{31}R^{32}N-$, Amido, $R^{31}HNC(O)$, $R^{31}R^{32}NC(O)$, $R^{31}OC(O)$, C_{3-7} -Cycloalkyl, monocyclischem 4- bis 7-gliedrigem Heterocyclyl und monocyclischem 4- bis 7-gliedrigem Heterocyclylalkyl, und wobei R^{31} und R^{32} unabhängig C_{1-5} -Alkyl, C_{1-5} -Haloalkyl oder C_{2-5} -Alkenyl sind;

25 oder A^3 und L^3 nicht vorhanden sind und Q^3 Sulfanyl ist;

oder ein pharmazeutisch annehmbarer Ester, Ether, N-Oxid, Amid, Salz, Hydrat oder isotopisch markierte Form davon.

2. Verbindung nach Anspruch 1 mit der Formel (I):



worin:

45 Q^1 C_{1-3} -Alkyl ist,

wobei Q^1 mit einem Substituenten substituiert sein kann, der ausgewählt ist aus der Gruppe, bestehend aus Amino, $R^{11}HN-$, $R^{11}R^{12}N-$, Amido, $R^{11}HNC(O)$, $R^{11}R^{12}NC(O)$ und $R^{11}OC(O)$, und wobei R^{11} und R^{12} unabhängig C_{1-5} -Alkyl, C_{1-5} -Haloalkyl oder C_{2-5} -Alkenyl sind;

50

M eine Einheit der Formel $-CH_2R^M$, $-CHOHR^M$ oder $-C(=O)R^M$ ist,

wobei R^M ausgewählt ist aus der Gruppe, bestehend aus C_{1-3} -Alkyl, $R^{M1}HN-$, $C_{1-3}R^{M1}R^{M2}N-$, C_{5-7} -Cycloalkyl, Aryl, Biaryl und 4- bis 7-gliedrigem Heterocyclyl, das zwischen 1 und 2 Heteroatome enthält, wobei R^M mit einem oder mehreren Substituenten substituiert sein kann, die unabhängig ausgewählt sind aus der Gruppe, bestehend aus Halo, Cyano, Hydroxy, ORM^1 , C_{1-5} -Alkyl, Nitro und Amino; und

55

A^3 Schwefel oder Sauerstoff ist;

L³ C₁₋₇-Alkyl oder C₂₋₇-Alkenyl ist;

wobei L³ mit einem oder mehreren Substituenten substituiert sein kann, die ausgewählt sind aus der Gruppe, bestehend aus Halo, Hydroxy, Methoxy und Amino (H₂N-);
oder L³ nicht vorhanden ist; und

Q³ ausgewählt ist aus der Gruppe, bestehend aus C₁₋₇-Alkyl, C₁₋₇-Haloalkyl, C₂₋₇-Alkenyl, C₃₋₇-Cycloalkyl, C₅₋₇-Cycloalkenyl, Aryl, 4- bis 7-gliedrigem Heterocyclyl, C₃₋₇-Cycloalkyl-(4- bis 7-gliedriges Heterocyclyl), (4- bis 7-gliedriges Heterocyclyl)-C₃₋₇-cycloalkyl, Bi-(4- bis 7-gliedriges Heterocyclyl), R³¹HN-, R³¹R³²N-, Azinoyl, C₃₋₇-Cycloalkylamino, 4- bis 7-gliedrigem Heterocyclylamino, Aryl-C₁₋₆-alkylamino, C₃₋₇-Cycloalkylsulfanyl, 4- bis 7-gliedrigem Heterocyclylsulfanyl und 4- bis 7-gliedrigem Heterocycliloxy;

wobei Q³ mit einem oder mehreren Substituenten substituiert sein kann, die ausgewählt sind aus der Gruppe, bestehend aus Halo, Cyano, Hydroxy, OR³¹, C₁₋₅-Alkyl, C₁₋₅-Haloalkyl, C₂₋₅-Alkenyl, Nitro, Amino, R³¹HN-, R³¹R³²N-, Amido, R³¹HNC(O), R³¹R³²NC(O), R³¹OC(O), C₃₋₇-Cycloalkyl, monocyclischem 4- bis 7-gliedrigem Heterocyclyl und monocyclischem 4- bis 7-gliedrigem Heterocyclylalkyl, und wobei R³¹ und R³² unabhängig C₁₋₅-Alkyl, C₁₋₅-Haloalkyl oder C₂₋₅-Alkenyl sind;

oder A³ und L³ nicht vorhanden sind und Q³ Sulfanyl ist;

oder ein pharmazeutisch annehmbarer Ester, Ether, N-Oxid, Amid, Salz, Hydrat oder isotopisch markierte Form davon.

3. Verbindung nach Anspruch 1, **dadurch gekennzeichnet, daß** Q¹ unsubstituiertes C₁₋₃-Alkyl ist.
4. Verbindung nach Anspruch 1, **dadurch gekennzeichnet, daß** Q¹ Methyl ist.
5. Verbindung nach Anspruch 1, **dadurch gekennzeichnet, daß** M eine Einheit der Formel -CH₂R^M, -CHOHR^M, -C(=O)R^M oder -C(=N-OH)R^M ist.
6. Verbindung nach Anspruch 1, **dadurch gekennzeichnet, daß** M -CHOHR^M ist.
7. Verbindung nach Anspruch 1, **dadurch gekennzeichnet, daß** M -C(=O)R^M ist.
8. Verbindung nach Anspruch 1, **dadurch gekennzeichnet, daß** R^M unsubstituiertes oder substituiertes C₃₋₇-Cycloalkyl, Aryl oder 4- bis 7-gliedriges Heterocyclyl ist.
9. Verbindung nach Anspruch 1, **dadurch gekennzeichnet, daß** R^M Aryl ist, unsubstituiert oder substituiert mit Halo, Cyano, Hydroxy, Methoxy, C₁₋₃-Alkyl, Perhalomethyl, Nitro oder Amino.
10. Verbindung nach Anspruch 1, **dadurch gekennzeichnet, daß** R^M Phenyl ist, unsubstituiert oder substituiert mit F, Cl, Br, Cyano, Methoxy, C₁₋₃-Alkyl, CF₃, Hydroxy oder Nitro.
11. Verbindung nach Anspruch 1, **dadurch gekennzeichnet, daß** A³ Sauerstoff, Schwefel oder NH ist.
12. Verbindung nach Anspruch 1, **dadurch gekennzeichnet, daß** A³ Sauerstoff ist.
13. Verbindung nach Anspruch 1, **dadurch gekennzeichnet, daß** A³ Schwefel ist.
14. Verbindung nach Anspruch 1, **dadurch gekennzeichnet, daß** L³ unsubstituiertes oder substituiertes C₁₋₅-Alkyl oder C₂₋₅-Alkenyl ist.
15. Verbindung nach Anspruch 1, **dadurch gekennzeichnet, daß** L³ ausgewählt ist aus (a) C₁₋₃-Alkyl, das unsubstituiert oder substituiert sein kann und unabhängig unverzweigt oder verzweigt sein kann, und (b) C₄₋₅-Alkyl, das verzweigt oder substituiert oder beides ist.
16. Verbindung nach Anspruch 1, **dadurch gekennzeichnet, daß** L³ nicht vorhanden ist.

17. Verbindung nach Anspruch 1, **dadurch gekennzeichnet, daß** Q³ R³¹HN- oder R³¹R³²N- oder ein unsubstituiertes oder substituiertes stickstoffhaltiges 4- bis 7-gliedriges Heterocyclyl, C₃₋₇-Cycloalkyl-(4- bis 7-gliedriges Heterocyclyl), (4- bis 7-gliedriges Heterocyclyl)-C₃₋₇-cycloalkyl oder Bi-(4- bis 7-gliedriges Heterocyclyl) ist.
- 5 18. Verbindung nach Anspruch 1, **dadurch gekennzeichnet, daß** Q³ ein unsubstituiertes oder substituiertes, stickstoffhaltiges, 5- bis 6-gliedriges Heterocyclyl ist.
19. Verbindung nach Anspruch 1, **dadurch gekennzeichnet, daß** Q³ R³¹R³²N- ist.
- 10 20. Verbindung nach Anspruch 1, **dadurch gekennzeichnet, daß**: Q¹ Methyl ist; M eine Einheit der Formel -CH₂R^M, -CHOHR^M, -C(=O)R^M oder -C(=N-OH)R^M ist; R^M Phenyl ist, unsubstituiert oder substituiert mit F, Cl, Br, Cyano, Methoxy, C₁₋₃-Alkyl, CF₃, Hydroxy oder Nitro; A³ Sauerstoff oder Schwefel ist; L³ ausgewählt ist aus (a) C₁₋₃-Alkyl, das unsubstituiert oder substituiert sein kann und unabhängig unverzweigt oder verzweigt sein kann, und (b) C₄₋₅-Alkyl, das verzweigt oder substituiert oder beides ist; und Q³ R³¹R³²N- ist.
- 15 21. Verbindung nach Anspruch 1, **dadurch gekennzeichnet, daß**: Q¹ Methyl ist; M eine Einheit der Formel -CH₂R^M, -CHOHR^M oder -C(=O)R^M ist; R^M Phenyl ist, unsubstituiert oder substituiert mit F, Cl, Br, Cyano, Methoxy, C₁₋₃-Alkyl, CF₃, Hydroxy oder Nitro; A³ Sauerstoff oder Schwefel ist; L³ unsubstituiertes oder substituiertes C₁₋₅-Alkyl oder C₂₋₅-Alkenyl ist oder L³ nicht vorhanden ist; und Q³ unsubstituiertes oder substituiertes, stickstoffhaltiges, 5- bis 6-gliedriges Heterocyclyl ist.
- 20

22. Verbindung nach Anspruch 1, ausgewählt aus der Gruppe, bestehend aus:

- 25 (2-Chlorphenyl)-[2-(1-isopropylpiperidin-4-ylmethoxy)-3-methyl-3H-imidazol-4-yl]-methanon;
 (4-Bromphenyl)-[2-(3-dimethylaminopropylsulfanyl)-3-methyl-3H-imidazol-4-yl]-methanon;
 (4-Chlorphenyl)-{3-methyl-2-[2-(1-methylpyrrolidin-2-yl)-ethylsulfanyl]-3H-imidazol-4-yl}-methanon;
 (4-Fluorphenyl)-[2-(1-isopropylpiperidin-4-ylmethoxy)-3-methyl-3H-imidazol-4-yl]-methanon;
 (3-Chlorphenyl)-[2-(1-isopropylpiperidin-4-ylmethoxy)-3-methyl-3H-imidazol-4-yl]-methanon;
 (4-Chlorphenyl)-[2-(1-isopropylpiperidin-4-ylsulfanyl)-3-methyl-3H-imidazol-4-yl]-methanon;
 30 (4-Chlorphenyl)-[3-methyl-2-(3-piperidin-1-ylpropylsulfanyl)-3H-imidazol-4-yl]-methanon;
 (4-Chlorphenyl)-[2-(3-dimethylaminopropylsulfanyl)-3-methyl-3H-imidazol-4-yl]-methanonoxim;
 (4-Chlorphenyl)-[2-(1-isopropylpiperidin-4-ylmethoxy)-3-methyl-3H-imidazol-4-yl]-methanon;
 [2-(3-Dimethylaminopropylsulfanyl)-3-methyl-3H-imidazol-4-yl]-phenylmethanon;
 (3,5-Dichlorphenyl)-[2-(1-isopropylpiperidin-4-ylmethoxy)-3-methyl-3H-imidazol-4-yl]-methanon;
 35 [2-(1-Isopropylpiperidin-4-ylmethoxy)-3-methyl-3 H-imidazol-4-yl]-(4-trifluormethylphenyl)-methanon;
 [2-(1-Isopropylpiperidin-4-ylmethoxy)-3-methyl-3H-imidazol-4-yl]-(4-nitrophenyl)-methanon;
 (4-Bromphenyl)-[2-(1-isopropylpiperidin-4-ylmethoxy)-3-methyl-3H-imidazol-4-yl]-methanon;
 (4-Bromphenyl)-[2-(1-ethylpiperidin-4-ylmethoxy)-3-methyl-3H-imidazol-4-yl]-methanon;
 (4-Chlorphenyl)-[3-methyl-2-(1-methylpiperidin-4-ylsulfanyl)-3H-imidazol-4-yl]-methanon;
 40 (4-Bromphenyl)-[3-methyl-2-(3-piperidin-1-ylpropylsulfanyl)-3H-imidazol-4-yl]-methanon;
 4-(Hydroxy-[2-(1-isopropylpiperidin-4-ylmethoxy)-3-methyl-3H-imidazol-4-yl]-methyl)-benzonnitril; und
 (4-Bromphenyl)-[2-(1-sec-butylpiperidin-4-ylmethoxy)-3-methyl-3H-imidazol-4-yl]-methanon;

oder ein pharmazeutisch annehmbarer Ester, Ether, N-Oxid, Amid, Salz, Hydrat oder isotopisch markierte Form davon.

45

23. Verbindung nach Anspruch 1, ausgewählt aus der Gruppe, bestehend aus:

- 50 (2-Chlorphenyl)-[2-(1-1-isopropylpiperidin-4-ylmethoxy)-3-methyl-3 H-imidazol-4-yl]-methanon;
 (4-Bromphenyl)-[2-(3-dimethylaminopropylsulfanyl)-3-methyl-3H-imidazol-4-yl]-methanon;
 (4-Chlorphenyl)-{3-methyl-2-[2-(1-methylpyrrolidin-2-yl)-ethylsulfanyl]-3H-imidazol-4-yl}-methanon;
 (4-Fluorphenyl)-[2-(1-isopropylpiperidin-4-ylmethoxy)-3-methyl-3H-imidazol-4-yl]-methanon;
 (3-Chlorphenyl)-[2-(1-isopropylpiperidin-4-ylmethoxy)-3-methyl-3H-imidazol-4-yl]-methanon;
 (4-Chlorphenyl)-[2-(1-isopropylpiperidin-4-ylsulfanyl)-3-methyl-3H-imidazol-4-yl]-methanon;
 55 (4-Chlorphenyl)-[3-methyl-2-(3-piperidin-1-ylpropylsulfanyl)-3H-imidazol-4-yl]-methanon;
 (4-Chlorphenyl)-[2-(3-dimethylaminopropylsulfanyl)-3-methyl-3H-imidazol-4-yl]-methanonoxim;
 (4-Chlorphenyl)-[2-(1-isopropylpiperidin-4-ylmethoxy)-3-methyl-3H-imidazol-4-yl]-methanon;
 [2-(3-Dimethylaminopropylsulfanyl)-3-methyl-3H-imidazol-4-yl]-phenylmethanon;

(3,5-Dichlorphenyl)-[2-(1-isopropylpiperidin-4-ylmethoxy)-3-methyl-3H-imidazol-(4-yl)]-methanon;
 [2-(1-Isopropylpiperidin-4-ylmethoxy)-3-methyl-3H-imidazol-4-yl]-4-trifluormethylphenyl)-methanon;
 [2-(1-Isopropylpiperidin-4-ylmethoxy)-3-methyl-3H-imidazol-4-yl]-(4-nitrophenyl)-methanon; und
 (4-Bromphenyl)-[2-(1-isopropylpiperidin-4-ylmethoxy)-3-methyl-3H-imidazol-4-yl]-methanon;

5

oder ein pharmazeutisch annehmbarer Ester, Ether, N-Oxid, Amid, Salz, Hydrat oder isotopisch markierte Form davon.

24. Verbindung nach Anspruch 1, ausgewählt aus der Gruppe, bestehend aus:

10

(4-Fluorphenyl)-[2-(1-isopropylpiperidin-4-ylmethoxy)-3-methyl-3H-imidazol-4-yl]-methanon;
 (4-Chlorphenyl)-[2-(1-isopropylpiperidin-4-ylmethoxy)-3-methyl-3H-imidazol-4-yl]-methanon; und
 [2-(1-Isopropylpiperidin-4-ylmethoxy)-3-methyl-3H-imidazol-4-yl]-(4-nitrophenyl)-methanon;

15

oder ein pharmazeutisch annehmbarer Ester, Ether, N-Oxid, Amid, Salz, Hydrat oder isotopisch markierte Form davon.

25. Verbindung nach Anspruch 1 mit der Formel (4-Chlorphenyl)-[2-(1-isopropylpiperidin-4-ylmethoxy)-3-methyl-3H-imidazol-4-yl]-methanon oder ein pharmazeutisch annehmbarer Ester, Ether, N-Oxid, Amid, Salz, Hydrat oder isotopisch markierte Form davon.

20

26. Verbindung nach Anspruch 1 mit der Formel (4-Fluorphenyl)-[2-(1-isopropylpiperidin-4-ylmethoxy)-3-methyl-3H-imidazol-4-yl]-methanon oder ein pharmazeutisch annehmbarer Ester, Ether, N-Oxid, Amid, Salz, Hydrat oder isotopisch markierte Form davon.

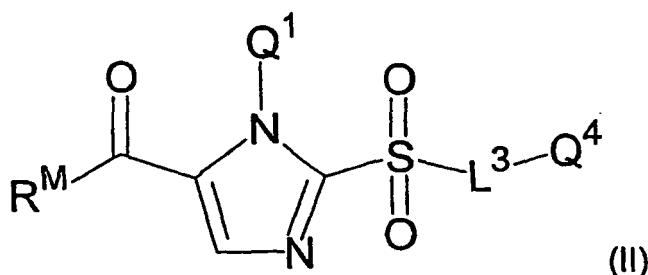
25

27. Verbindung nach Anspruch 1 mit der Formel [2-(1-Isopropylpiperidin-4-ylmethoxy)-3-methyl-3H-imidazol-4-yl]-(4-nitrophenyl)-methanon oder ein pharmazeutisch annehmbarer Ester, Ether, N-Oxid, Amid, Salz, Hydrat oder isotopisch markierte Form davon.

30

28. Verbindung nach Anspruch 1 mit der Formel (II):

35



40

worin:

45

Q¹ ausgewählt ist aus der Gruppe, bestehend aus C₁₋₇-Alkyl, C₁₋₇-Haloalkyl und C₂₋₇-Alkenyl;

wobei Q¹ mit einem oder mehreren Substituenten substituiert sein kann, die ausgewählt sind aus der Gruppe, bestehend aus Halo, Cyano, Hydroxy, OR¹¹, C₁₋₅-Alkyl, C₁₋₅-Haloalkyl, C₂₋₅-Alkenyl, Nitro, Amino (H₂N-), R¹¹HN-, R¹¹R¹²N-, Amido (H₂NC(O)), R¹¹HNC(O), R¹¹R¹²NC(O) und R¹¹OC(O), und wobei R¹¹ und R¹² unabhängig C₁₋₅-Alkyl, C₁₋₅-Haloalkyl oder C₂₋₅-Alkenyl sind;

50

R^M ausgewählt ist aus der Gruppe, bestehend aus C₁₋₇-Alkyl, R^{M1}HN-, R^{M1}R^{M2}N-, C₃₋₇-Cycloalkyl, Aryl, Biaryl und 4- bis 7-gliedrigem Heterocycl,yl,

55

wobei R^M mit einem oder mehreren Substituenten substituiert sein kann, die unabhängig ausgewählt sind aus der Gruppe, bestehend aus Halo, Cyano, Hydroxy, OR^{M1}, C₁₋₅-Alkyl, C₁₋₅-Haloalkyl, C₂₋₅-Alkenyl, Nitro, Amino (H₂N-), R^{M1}HN-, R^{M1}R^{M2}N-, Amido (H₂NC(O)), R^{M1}HNC(O) und R^{M1}R^{M2}NC(O), und

EP 1 373 218 B9

wobei RM^1 und RM^2 unabhängig C_{1-5} -Alkyl, C_{1-5} -Haloalkyl oder C_{2-5} -Alkenyl sind;

L^3 C_{1-7} -Alkyl oder C_{2-7} -Alkenyl ist;

wobei L^3 mit einem oder mehreren Substituenten substituiert sein kann, die ausgewählt sind aus der Gruppe, bestehend aus Halo, Hydroxy, Methoxy und Amino (H_2N -); oder L^3 nicht vorhanden ist;

und Q^4 Wasserstoff ist;

oder ein Derivat davon, das eine oder mehrere Schutzgruppen trägt.

29. Verbindung nach Anspruch 28, **dadurch gekennzeichnet, daß** Q^1 unsubstituiertes C_{1-3} -Alkyl ist.

30. Verbindung nach Anspruch 28, **dadurch gekennzeichnet, daß** Q^1 Methyl ist.

31. Pharmazeutische Zusammensetzung, die einen pharmazeutisch annehmbaren Hilfsstoff und eine Verbindung nach Anspruch 1, 20, 21 oder 24 umfaßt.

32. Verwendung einer Verbindung nach Anspruch 1, 21 oder 24 zur Herstellung eines Arzneimittels zur Hemmung der Histamin- H_3 -Rezeptor-Aktivität in einem Patienten.

33. Verwendung einer Verbindung nach Anspruch 1, 21 oder 24 zur Herstellung eines Arzneimittels zur Behandlung eines Patienten mit einer Erkrankung oder einem Zustand, die/der durch Histamin- H_3 -Rezeptor-Aktivität vermittelt ist.

34. Verwendung nach Anspruch 33, **dadurch gekennzeichnet, daß** besagte Erkrankung oder besagter Zustand ausgewählt ist aus der Gruppe, bestehend aus Schlaf/Wach-Störungen, Aufwach/Vigilanz-Störungen, Migräne, Asthma, Demenz, milder kognitiver Beeinträchtigung (Prädemenz), Alzheimer-Krankheit, Epilepsie, Narkolepsie, Eßstörungen, Bewegungskrankheit, Schwindel, Aufmerksamkeitsstörungen mit Hyperaktivität, Lernstörungen, Gedächtnisretentionsstörungen, Schizophrenie und allergischer Reaktion der oberen Atemwege.

35. Verbindung nach Anspruch 1, in Verbindung mit einer Histamin- H_1 -Rezeptor-Antagonisten-Verbindung, zur Behandlung einer Erkrankung oder eines Zustandes, die/der durch wenigstens einen Rezeptor vermittelt ist, der ausgewählt ist aus dem Histamin- H_1 -Rezeptor und dem Histamin- H_3 -Rezeptor.

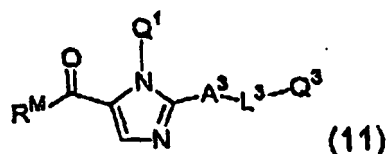
36. Kombination nach Anspruch 35, **dadurch gekennzeichnet, daß** der Histamin- H_1 -Rezeptor-Antagonist und die Verbindung nach Anspruch 1 in derselben Dosierungsform vorhanden sind.

37. Verbindung nach Anspruch 1, in Verbindung mit einer Histamin- H_2 -Rezeptor-Antagonisten-Verbindung, zur Behandlung einer Erkrankung oder eines Zustandes, die/der durch wenigstens einen Rezeptor vermittelt ist, der ausgewählt ist aus dem Histamin- H_2 -Rezeptor und dem Histamin- H_3 -Rezeptor.

38. Kombination nach Anspruch 37, **dadurch gekennzeichnet, daß** der Histamin- H_2 -Rezeptor-Antagonist und die Verbindung nach Anspruch 1 in derselben Dosierungsform vorhanden sind.

39. Verfahren zur Untersuchung von Störungen, die durch den Histamin- H_3 -Rezeptor vermittelt sind, welches die Verwendung einer ^{18}F -markierten Verbindung nach Anspruch 1 oder 23 als eine Positronenemissionstomographie-Molekülsonde umfaßt.

40. Verfahren zur Herstellung einer Verbindung mit der Formel (11):



worin:

Q¹ ausgewählt ist aus der Gruppe, bestehend aus C₁₋₇-Alkyl, C₁₋₇-Haloalkyl und C₂₋₇-Alkenyl;

wobei Q¹ mit einem oder mehreren Substituenten substituiert sein kann, die ausgewählt sind aus der Gruppe, bestehend aus Halo, Cyano, Hydroxy, OR¹¹, C₁₋₅-Alkyl, C₁₋₅-Haloalkyl, C₂₋₅-Alkenyl, Nitro, Amino (H₂N-), R¹¹HN-, R¹¹R¹²N-, Amido (H₂NC(O)), R¹¹HNC(O), R¹¹R¹²NC(O) und R¹¹OC(O), und wobei R¹¹ und R¹² unabhängig C₁₋₅-Alkyl, C₁₋₅-Haloalkyl oder C₂₋₅-Alkenyl sind;

R^M ausgewählt ist aus der Gruppe, bestehend aus C₁₋₇-Alkyl, R^{M1}HN-, R^{M1}R^{M2}N-, C₅₋₇-Cycloalkyl, Aryl, Biaryl und 4- bis 7-gliedrigem Heterocyclyl,

wobei R^M mit einem oder mehreren Substituenten substituiert sein kann, die unabhängig ausgewählt sind aus der Gruppe, bestehend aus Halo, Cyano, Hydroxy, OR^{M1}, C₁₋₅-Alkyl, C₁₋₅-Haloalkyl, C₂₋₅-Alkenyl, Nitro, Amino (H₂N-), R^{M1}HN-, R^{M1}R^{M2}N-, Amido (H₂NC(O)), R^{M1}HNC(O) und R^{M1}R^{M2}NC(O), und wobei R^{M1} und R^{M2} unabhängig C₁₋₅-Alkyl, C₁₋₅-Haloalkyl oder C₂₋₅-Alkenyl sind;

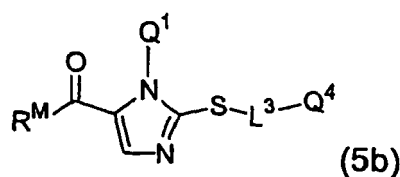
A³ NH, NR³, Schwefel oder Sauerstoff ist, wobei R³ C₁₋₅-Alkyl ist;
L³ C₁₋₇-Alkyl oder C₂₋₇-Alkenyl ist;

wobei L³ mit einem oder mehreren Substituenten substituiert sein kann, die ausgewählt sind aus der Gruppe, bestehend aus Halo, Hydroxy, Methoxy und Amino (H₂N-);
oder L³ nicht vorhanden ist; und

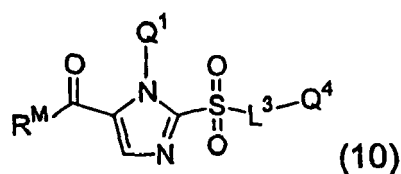
Q³ ausgewählt ist aus der Gruppe, bestehend aus C₁₋₇-Alkyl, C₁₋₇-Haloalkyl, C₂₋₇-Alkenyl, C₃₋₇-Cycloalkyl, C₅₋₇-Cycloalkenyl, Aryl, 4- bis 7-gliedrigem Heterocyclyl, C₃₋₇-Cycloalkyl-(4- bis 7-gliedriges Heterocyclyl), (4- bis 7-gliedriges Heterocyclyl)-C₃₋₇-cycloalkyl, Bi-(4- bis 7-gliedriges Heterocyclyl), R³¹HN-, R³¹R³²N-, Azinoyl (R³¹HN⁺(O⁻) oder (R³¹R³²N⁺(O⁻)), C₃₋₇-Cycloalkylamino, 4- bis 7-gliedrigem Heterocyclylamino, Aryl-C₁₋₆-alkylamino, C₃₋₇-Cycloalkylsulfanyl, 4- bis 7-gliedrigem Heterocyclylsulfanyl und 4- bis 7-gliedrigem Heterocycliloxy;

wobei Q³ mit einem oder mehreren Substituenten substituiert sein kann, die ausgewählt sind aus der Gruppe, bestehend aus Halo, Cyano, Hydroxy, OR³¹, C₁₋₅-Alkyl, C₁₋₅-Haloalkyl, C₂₋₅-Alkenyl, Nitro, Amino (H₂N-), R³¹HN-, R³¹R³²N-, Amido (H₂NC(O)), R³¹HNC(O), R³¹R³²NC(O), R³¹OC(O), C₃₋₇-Cycloalkyl, monocyclischem 4- bis 7-gliedrigem Heterocyclyl und monocyclischem 4- bis 7-gliedrigem Heterocyclyl-C₁₋₆-alkyl und
wobei R³¹ und R³² unabhängig C₁₋₅-Alkyl, C₁₋₅-Haloalkyl oder C₂₋₅-Alkenyl sind;

welches das Behandeln einer Verbindung der Formel (5b)



worin Q⁴ Wasserstoff ist, mit einem Oxidationsmittel, was zu einer Zwischenproduktverbindung der Formel (10) führt



und das Behandeln der Zwischenproduktverbindung (10) mit einem Reagens H-A³-L³-Q³, worin L³ von dem Reagens

EP 1 373 218 B9

H-A³-L³-Q³ unabhängig von L³ von Formel (5b) und Formel (10) ist, in Gegenwart einer Base in einem geeigneten Lösemittel umfaßt, was die Verbindung von Formel (11) liefert.

5 **41.** Verfahren nach Anspruch 40, **dadurch gekennzeichnet, daß** das Oxidationsmittel entweder Wasserstoffperoxid in Essigsäure oder 3-Chlorperoxybenzoesäure in Dichlormethan oder Diethylether ist.

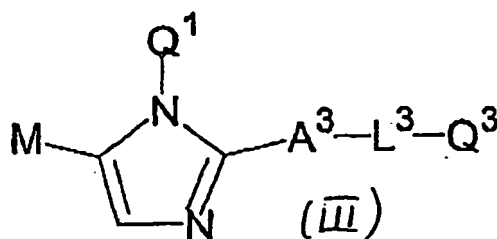
42. Verfahren nach Anspruch 40, **dadurch gekennzeichnet, daß** die Base ein Alkalimetallhydrid ist.

10 **43.** Verfahren nach Anspruch 42, **dadurch gekennzeichnet, daß** das Alkalimetallhydrid Natriumhydrid ist.

44. Verfahren nach Anspruch 40, **dadurch gekennzeichnet, daß** besagtes geeignete Lösemittel eine Verbindung ist, die ausgewählt ist aus der Gruppe, bestehend aus Dimethylformamid, Benzol, 1,2-Dimethoxyethan und Tetrahydrofuran.

15 **45.** Verfahren nach Anspruch 44, **dadurch gekennzeichnet, daß** besagtes geeignete Lösemittel Tetrahydrofuran ist.

46. Zwischenprodukt mit der Formel (III):



30 worin:

Q¹ ausgewählt ist aus der Gruppe, bestehend aus C₁₋₇-Alkyl, C₁₋₇-Haloalkyl und C₂₋₇-Alkenyl;

35 wobei Q¹ mit einem oder mehreren Substituenten substituiert sein kann, die ausgewählt sind aus der Gruppe, bestehend aus Halo, Cyano, Hydroxy, OR¹¹, C₁₋₅-Alkyl, C₁₋₅-Haloalkyl, C₂₋₅-Alkenyl, Nitro, Amino, R¹¹HN-, R¹¹R¹²N-, Amido, R¹¹HNC(O), R¹¹R¹²NC(O) und R¹¹OC(O), und wobei R¹¹ und R¹² unabhängig C₁₋₅-Alkyl, C₁₋₅-Haloalkyl oder C₂₋₅-Alkenyl sind;

M Wasserstoff ist,

40 A³ NH, NR³, Schwefel, Sulfoxid, Sulfon oder Sauerstoff ist, wobei R³ C₁₋₅-Alkyl ist;

L³ C₁₋₇-Alkyl oder C₂₋₇-Alkenyl ist;

wobei L³ mit einem oder mehreren Substituenten substituiert sein kann, die ausgewählt sind aus der Gruppe, bestehend aus Halo, Hydroxy, Methoxy und Amino;

45 oder L³ nicht vorhanden ist; und

50 Q³ ausgewählt ist aus der Gruppe, bestehend aus C₁₋₇-Alkyl, C₁₋₇-Haloalkyl, C₂₋₇-Alkenyl, C₃₋₇-Cycloalkyl, C₅₋₇-Cycloalkenyl, Aryl, 4- bis 7-gliedrigem Heterocyclyl, C₃₋₇-Cycloalkyl-(4- bis 7-gliedriges Heterocyclyl), (4- bis 7-gliedriges Heterocyclyl)-C₃₋₇-cycloalkyl, Bi-(4- bis 7-gliedriges Heterocyclyl), R³¹HN-, R³¹R³²N-, Azinoyl, C₃₋₇-Cycloalkylamino, 4- bis 7-gliedrigem Heterocyclylamino, Aryl-C₁₋₆-alkylamino, C₃₋₇-Cycloalkylsulfanyl, 4- bis 7-gliedrigem Heterocyclylsulfanyl und 4- bis 7-gliedrigem Heterocycliloxy;

55 wobei Q³ mit einem oder mehreren Substituenten substituiert sein kann, die ausgewählt sind aus der Gruppe, bestehend aus Halo, Cyano, Hydroxy, OR³¹, C₁₋₅-Alkyl, C₁₋₅-Haloalkyl, C₂₋₅-Alkenyl, Nitro, Amino, R³¹HN-, R³¹R³²N-, Amido, R³¹HNC(O), R³¹R³²NC(O), R³¹OC(O), C₃₋₇-Cycloalkyl, monocyclischem 4- bis 7-gliedrigem Heterocyclyl und monocyclischem 4- bis 7-gliedrigem Heterocyclylalkyl und wobei R³¹ und R³² unabhängig C₁₋₅-Alkyl, C₁₋₅-Haloalkyl oder C₂₋₅-Alkenyl sind;

oder A³ und L³ nicht vorhanden sind und Q³ Sulfanyl ist;

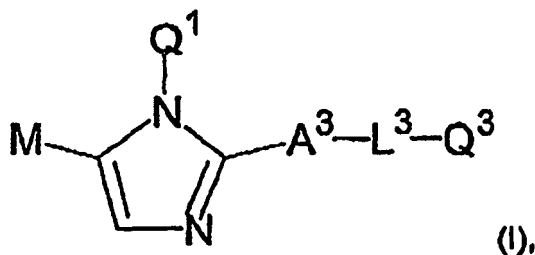
oder ein pharmazeutisch annehmbarer Ester, Ether, N-Oxid, Amid, Salz, Hydrat oder isotopisch markierte Form davon.

5

Revendications

1. Composé de formule (I):

10



15

20

dans laquelle

Q¹ est choisi dans le groupe constitué par les groupes alkyle en C₁-C₇, halogénoalkyle en C₁-C₇ et alcényle en C₂-C₇;

25

où Q¹ peut être substitué par un ou plusieurs substituants choisis dans le groupe constitué par un atome d'halogène, les groupes cyano, hydroxy, OR¹¹, alkyle en C₁-C₅, halogénoalkyle en C₁-C₅, alcényle en C₂-C₅, nitro, amino, R¹¹HN-, R¹¹R¹²N-, amido, R¹¹HNC(O), R¹¹R¹²NC(O) et R¹¹OC(O), et où R¹¹ et R¹² sont indépendamment un groupe alkyle en C₁-C₅, halogénoalkyle en C₁-C₅ ou alcényle en C₂-C₅;

30

M est un fragment de formule -CH₂R^M, -CHOHR^M, -C(=O)R^M ou -C(=N-OH)R^M,

35

où R^M est choisi dans le groupe constitué par les groupes alkyle en C₁-C₇, R^{M1}HN-, R^{M1}R^{M2}N-, cycloalkyle en C₅-C₇, aryle, biaryle et hétérocyclyle de 4 à 7 éléments contenant de 1 à 2 hétéroatomes, où R^M peut être substitué par un ou plusieurs substituants indépendamment choisis dans le groupe constitué par un atome d'halogène, les groupes cyano, hydroxy, OR^{M1}, alkyle en C₁-C₅, halogénoalkyle en C₁-C₅, alcényle en C₂-C₅, nitro, amino, R^{M1}HN-, R^{M1}R^{M2}N-, amido, R^{M1}HNC(O) et R^{M1}R^{M2}NC(O), et où R^{M1} et R^{M2} sont indépendamment un groupe alkyle en C₁-C₅, halogénoalkyle en C₁-C₅ ou alcényle en C₂-C₅;

40

A³ est NH, NR³, un atome de soufre, un groupe sulfoxyde, un groupe sulfone ou un atome d'oxygène, où R³ est un groupe alkyle en C₁-C₅;

L³ est un groupe alkyle en C₁-C₇ ou alcényle en C₂-C₇;

45

où L³ peut être substitué par un ou plusieurs substituants choisis dans le groupe constitué par un atome d'halogène, les groupes hydroxy, méthoxy et amino; ou L³ est absent; et

50

Q³ est choisi dans le groupe constitué par les groupes alkyle en C₁-C₇, halogénoalkyle en C₁-C₇, alcényle en C₂-C₇, cycloalkyle en C₃-C₇, cycloalcényle en C₅-C₇, aryle, hétérocyclyle de 4 à 7 éléments, cycloalkyle en C₃-C₇-hétérocyclyle de 4 à 7 éléments, hétérocyclyle de 4 à 7 éléments-cycloalkyle en C₃-C₇, bi(hétérocyclyle de 4 à 7 éléments), R³¹HN-, R³¹R³²N-, azinoyle, (cycloalkyle en C₃-C₇) amino, (hétérocyclyle de 4 à 7 éléments) amino, aryl (alkyle en C₁-C₆) amino, (cycloalkyle en C₃-C₇) sulfanyl, (hétérocyclyle de 4 à 7 éléments) sulfanyl et hétérocycloxy de 4 à 7 éléments;

55

où Q³ peut être substitué par un ou plusieurs substituants choisis dans le groupe constitué par un atome d'halogène, les groupes cyano, hydroxy, OR³¹, alkyle en C₁-C₅, halogénoalkyle en C₁-C₅, alcényle en

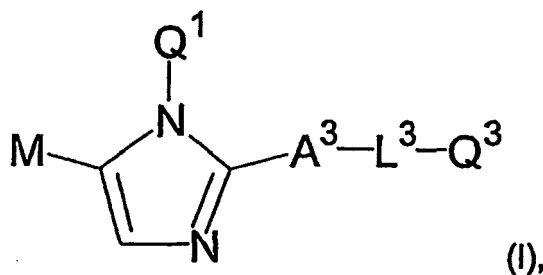
EP 1 373 218 B9

C₂-C₅, nitro, amino, R³¹HN-, R³¹R³²N-, amido, R³¹HNC(O), R³¹R³²NC(O), R³¹OC(O), cycloalkyle en C₃-C₇, hétéro-cyclyle de 4 à 7 éléments monocyclique et hétéro-cyclylalkyle de 4 à 7 éléments monocyclique, et
 où R³¹ et R³² sont indépendamment un groupe alkyle en C₁-C₅, halogénoalkyle en C₁-C₅ ou alcényle en C₂-C₅;

ou A³ et L³ sont absents et Q³ est un groupe sulfanyle;

ou un ester, un éther, un N-oxyde, un amide, un sel, un hydrate ou une forme isotopiquement marquée pharmaceutiquement acceptable de celui-ci.

2. Composé selon la revendication 1 de formule (I):



dans laquelle

Q¹ est un groupe alkyle en C₁-C₃;

où Q¹ peut être substitué par un substituant choisi dans le groupe constitué par les groupes amino, R¹¹HN-, R¹¹R¹²N-, amido, R¹¹HNC(O), R¹¹R¹²NC(O) et R¹¹OC(O), et
 où R¹¹ et R¹² sont indépendamment un groupe alkyle en C₁-C₅, halogénoalkyle en C₁-C₅ ou alcényle en C₂-C₅;

M est un fragment de formule -CH₂R^M, -CHOHR^M, ou -C(=O)R^M,

où R^M est choisi dans le groupe constitué par les groupes alkyle en C₁-C₃, R^{M1}HN-, R^{M1}R^{M2}N-, cycloalkyle en C₅-C₇, aryle, biaryle et hétérocyclyle de 4 à 7 éléments contenant de 1 à 2 hétéroatomes,
 où R^M peut être substitué par un ou plusieurs substituants indépendamment choisis dans le groupe constitué par un atome d'halogène, les groupes cyano, hydroxy, OR^{M1}, alkyle en C₁-C₅, nitro, et amino; et

A³ est un atome de soufre ou un atome d'oxygène;

L³ est un groupe alkyle en C₁-C₇ ou alcényle en C₂-C₇;

où L³ peut être substitué par un ou plusieurs substituants choisis dans le groupe constitué par un atome d'halogène, les groupes hydroxy, méthoxy et amino (H₂N-);
 ou L³ est absent; et

Q³ est choisi dans le groupe constitué par les groupes alkyle en C₁-C₇, halogénoalkyle en C₁-C₇, alcényle en C₂-C₇, cycloalkyle en C₃-C₇, cycloalcényle en C₅-C₇, aryle, hétérocyclyle de 4 à 7 éléments, cycloalkyle en C₃-C₇-hétérocyclyle de 4 à 7 éléments, hétérocyclyle de 4 à 7 éléments-cycloalkyle en C₃-C₇, bi(hétérocyclyle de 4 à 7 éléments), R³¹HN-, R³¹R³²N-, azinoyle, (cycloalkyle en C₃-C₇)amino, (hétérocyclyle de 4 à 7 éléments) amino, aryl(alkyle en C₁-C₆)amino, (cycloalkyle en C₃-C₇)sulfanyle, (hétérocyclyle de 4 à 7 éléments)sulfanyle et hétérocycloxy de 4 à 7 éléments;

où Q³ peut être substitué par un ou plusieurs substituants choisis dans le groupe constitué par un atome d'halogène, les groupes cyano, hydroxy, OR³¹, alkyle en C₁-C₅, halogénoalkyle en C₁-C₅, alcényle en C₂-C₅, nitro, amino, R³¹HN-, R³¹R³²N-, amido, R³¹HNC(O), R³¹R³²NC(O), R³¹OC(O), cycloalkyle en C₃-C₇, hétéro-cyclyle de 4 à 7 éléments monocyclique et hétéro-cyclylalkyle de 4 à 7 éléments monocyclique;

clique, et
 où R³¹ et R³² sont indépendamment un groupe alkyle en C₁-C₅, halogénoalkyle en C₁-C₅ ou alcényle en C₂-C₅;
 ou A³ et L³ sont absents et Q³ est un groupe sulfanyle;

- 5
 ou un ester, un éther, un N-oxyde, un amide, un sel, un hydrate ou une forme isotopiquement marquée pharmaceutiquement acceptable de celui-ci.
- 10
3. Composé selon la revendication 1, dans lequel Q¹ est un groupe alkyle en C₁-C₃ non substitué.
- 4.** Composé selon la revendication 1, dans lequel Q¹ est un groupe méthyle.
- 5.** Composé selon la revendication 1, dans lequel M est un fragment de formule -CH₂R^M, -CHOHR^M, -C(=O)R^M ou -C(=N-OH)R^M.
- 15
6. Composé selon la revendication 1, dans lequel M est -CHOHR^M.
- 7.** Composé selon la revendication 1, dans lequel M est -C(=O)R^M.
- 20
8. Composé selon la revendication 1, dans lequel R^M est un groupe cycloalkyle en C₃-C₇, aryle ou hétérocyclyle de 4 à 7 éléments non substitué ou substitué.
- 9.** Composé selon la revendication 1, dans lequel R^M est un groupe aryle non substitué ou substitué par un atome d'halogène, un groupe cyano, hydroxy, méthoxy, alkyle en C₁-C₃, perhalogénométhyle, nitro ou amino.
- 25
10. Composé selon la revendication 1, dans lequel R^M est un groupe phényle non substitué ou substitué par un groupe F, Cl, Br, cyano, méthoxy, alkyle en C₁-C₃, CF₃, hydroxy ou nitro.
- 11.** Composé selon la revendication 1, dans lequel A³ est un atome d'oxygène, un atome de soufre ou NH.
- 30
12. Composé selon la revendication 1, dans lequel A³ est un atome d'oxygène.
- 13.** Composé selon la revendication 1, dans lequel A³ est un atome de soufre.
- 35
14. Composé selon la revendication 1, dans lequel L³ est un groupe alkyle en C₁-C₅ ou alcényle en C₂-C₅ non substitué ou substitué.
- 15.** Composé selon la revendication 1, dans lequel L³ est choisi parmi (a) un groupe alkyle en C₁-C₃, qui peut être non substitué ou substitué, et peut être indépendamment linéaire ou ramifié, et (b) un groupe alkyle en C₄-C₅ qui est ramifié ou substitué ou les deux.
- 40
16. Composé selon la revendication 1, dans lequel L³ est absent.
- 17.** Composé selon la revendication 1, dans lequel Q³ est R³¹HN- ou R³¹R³²N-, ou un groupe hétérocyclyle de 4 à 7 éléments contenant un atome d'azote, cycloalkyle en C₃-C₇-hétérocyclyle de 4 à 7 éléments, hétérocyclyle de 4 à 7 éléments-cycloalkyle en C₃-C₇, bi(hétéro-cyclyle de 4 à 7 éléments) non substitué ou substitué.
- 45
18. Composé selon la revendication 1, dans lequel Q³ est un groupe hétérocyclyle de 5 à 6 éléments contenant un atome d'azote non substitué ou substitué.
- 50
19. Composé selon la revendication 1, dans lequel Q³ est R³¹R³²N-.
- 20.** Composé selon la revendication 1, dans lequel Q¹ est un groupe méthyle; M est un fragment de formule -CH₂R^M, -CHOHR^M, -C(=O)R^M ou -C(=N-OH)R^M; R^M est un groupe phényle non substitué ou substitué par un groupe F, Cl, Br, cyano, méthoxy, alkyle en C₁-C₃, CF₃, hydroxy ou nitro; A³ est un atome d'oxygène ou de soufre; L³ est choisi parmi (a) un groupe alkyle en C₁-C₃, qui peut être non substitué ou substitué, et peut être indépendamment linéaire ou ramifié, et (b) un groupe alkyle en C₄-C₅ qui est ramifié ou substitué ou les deux; et Q³ est R³¹R³²N-.
- 55

21. Composé selon la revendication 1, dans lequel Q¹ est un groupe méthyle; M est un fragment de formule -CH₂R^M, -CHOHR^M, ou -C(=O)R^M; R^M est un groupe phényle non substitué ou substitué par un groupe F, Cl, Br, cyano, méthoxy, alkyle en C₁-C₃, CF₃, hydroxy ou nitro; A³ est un atome d'oxygène ou de soufre; L³ est un groupe alkyle en C₁-C₅ ou alcényle en C₂-C₅ non substitué ou substitué, ou L³ est absent; et Q³ est un groupe hétérocyclyle de 5 à 6 éléments contenant un atome d'azote non substitué ou substitué.

22. Composé selon la revendication 1, choisi dans le groupe constitué par:

la (2-chlorophényl)-[2-(1-isopropyl-pipéridin-4-ylméthoxy)-3-méthyl-3H-imidazol-4-yl]-méthanone;
 la (4-bromophényl)-[2-(3-diméthylamino-propyl-sulfanyl)-3-méthyl-3H-imidazol-4-yl]-méthanone;
 la (4-chlorophényl)-[3-méthyl-2-[2-(1-méthylpyrrolidin-2-yl)-éthylsulfanyl]-3H-imidazol-4-yl]-méthanone;
 la (4-fluorophényl)-[2-(1-isopropyl-pipéridin-4-ylméthoxy)-3-méthyl-3H-imidazol-4-yl]-méthanone;
 la (3-chlorophényl)-[2-(1-isopropyl-pipéridin-4-ylméthoxy)-3-méthyl-3H-imidazol-4-yl]-méthanone;
 la (4-chlorophényl)-[2-(1-isopropyl-pipéridin-4-ylsulfanyl)-3-méthyl-3H-imidazol-4-yl]-méthanone;
 la (4-chlorophényl)-[3-méthyl-2-(3-pipéridin-1-yl-propylsulfanyl)-3H-imidazol-4-yl]-méthanone;
 le (4-chlorophényl)-[2-(3-diméthylamino-propylsulfanyl)-3-méthyl-3H-imidazol-4-yl]-méthanone oxime;
 la (4-chlorophényl)-[2-(1-isopropyl-pipéridin-4-ylméthoxy)-3-méthyl-3H-imidazol-4-yl]-méthanone;
 la [2-(3-diméthylamino-propylsulfanyl)-3-méthyl-3H-imidazol-4-yl]-phényl-méthanone;
 la (3,5-dichlorophényl)-[2-(1-isopropyl-pipéridin-4-ylméthoxy)-3-méthyl-3H-imidazol-4-yl]-méthanone;
 la [2-(1-isopropyl-pipéridin-4-ylméthoxy)-3-méthyl-3H-imidazol-4-yl]-(4-trifluorométhyl-phényl)-méthanone;
 la [2-(1-isopropyl-pipéridin-4-ylméthoxy)-3-méthyl-3H-imidazol-4-yl]-(4-nitro-phényl)-méthanone;
 la (4-bromophényl)-[2-(1-isopropyl-pipéridin-4-ylméthoxy)-3-méthyl-3H-imidazol-4-yl]-méthanone;
 la (4-bromophényl)-[2-(1-éthyl-pipéridin-4-yl-méthoxy)-3-méthyl-3H-imidazol-4-yl]-méthanone;
 la (4-chlorophényl)-[3-méthyl-2-(1-méthyl-pipéri-din-4-ylsulfanyl)-3H-imidazol-4-yl]-méthanone;
 la (4-bromophényl)-[3-méthyl-2-(3-pipéridin-1-yl-propylsulfanyl)-3H-imidazol-4-yl]-méthanone;
 le 4-{hydroxy-[2-(1-isopropyl-pipéridin-4-yl-méthoxy)-3-méthyl-3H-imidazol-4-yl]-méthyl}-benzonitrile; et
 la (4-bromophényl)-[2-(1-sec-butyl-pipéridin-4-ylméthoxy)-3-méthyl-3H-imidazol-4-yl]-méthanone;

ou un ester, un éther, un N-oxyde, un amide, un sel, un hydrate ou une forme isotopiquement marquée pharmaceutiquement acceptable de celui-ci.

23. Composé selon la revendication 1 choisi dans le groupe constitué par:

la (2-chlorophényl)-[2-(1-isopropyl-pipéridin-4-ylméthoxy)-3-méthyl-3H-imidazol-4-yl]-méthanone;
 la (4-bromophényl)-[2-(3-diméthylamino-propylsulfanyl)-3-méthyl-3H-imidazol-4-yl]-méthanone;
 la (4-chlorophényl)-[3-méthyl-2-[2-(1-méthylpyrrolidin-2-yl)-éthylsulfanyl]-3H-imidazol-4-yl]méthanone;
 la (4-fluorophényl)-[2-(1-isopropyl-pipéridin-4-ylméthoxy)-3-méthyl-3H-imidazol-4-yl]-méthanone;
 la (3-chlorophényl)-[2-(1-isopropyl-pipéridin-4-ylméthoxy)-3-méthyl-3H-imidazol-4-yl]-méthanone;
 la (4-chlorophényl)-[2-(1-isopropyl-pipéridin-4-ylsulfanyl)-3-méthyl-3H-imidazol-4-yl]-méthanone;
 la (4-chlorophényl)-[3-méthyl-2-(3-pipéridin-1-yl-propylsulfanyl)-3H-imidazol-4-yl]-méthanone;
 le (4-chlorophényl)-[2-(3-diméthylamino-propylsulfanyl)-3-méthyl-3H-imidazol-4-yl]-méthanone oxime;
 la (4-chlorophényl)-[2-(1-isopropyl-pipéridin-4-ylméthoxy)-3-méthyl-3H-imidazol-4-yl]-méthanone;
 la [2-(3-diméthylamino-propylsulfanyl)-3-méthyl-3H-imidazol-4-yl]-phényl-méthanone;
 la (3,5-dichlorophényl)-[2-(1-isopropyl-pipéridin-4-ylméthoxy)-3-méthyl-3H-imidazol-4-yl]-méthanone;
 la [2-(1-isopropyl-pipéridin-4-ylméthoxy)-3-méthyl-3H-imidazol-4-yl]-(4-trifluorométhyl-phényl)-méthanone;
 la [2-(1-isopropyl-pipéridin-4-ylméthoxy)-3-méthyl-3H-imidazol-4-yl]-(4-nitro-phényl)-méthanone; et
 la (4-bromophényl)-[2-(1-isopropyl-pipéridin-4-ylméthoxy)-3-méthyl-3H-imidazol-4-yl]-méthanone;

ou un ester, un éther, un N-oxyde, un amide, un sel, un hydrate ou une forme isotopiquement marquée pharmaceutiquement acceptable de celui-ci.

24. Composé selon la revendication 1 choisi dans le groupe constitué par:

la (4-fluorophényl)-[2-(1-isopropyl-pipéridin-4-ylméthoxy)-3-méthyl-3H-imidazol-4-yl]-méthanone;
 la (4-chlorophényl)-[2-(1-isopropyl-pipéridin-4-ylméthoxy)-3-méthyl-3H-imidazol-4-yl]-méthanone; et
 la [2-(1-isopropyl-pipéridin-4-ylméthoxy)-3-méthyl-3H-imidazol-4-yl]-(4-nitro-phényl)-méthanone;

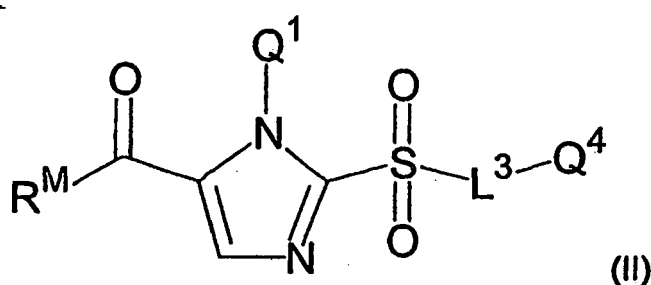
ou un ester, un éther, un N-oxyde, un amide, un sel, un hydrate ou une forme isotopiquement marquée pharmaceutiquement acceptable de celui-ci.

25. Composé selon la revendication 1 ayant la formule (4-chlorophényl)-[2-(1-isopropyl-pipéridin-4-ylméthoxy)-3-méthyl-3H-imidazol-4-yl]-méthanone ou un ester, un éther, un N-oxyde, un amide, un sel, un hydrate ou une forme isotopiquement marquée pharmaceutiquement acceptable de celui-ci.

26. Composé selon la revendication 1 ayant la formule (4-fluorophényl)-[2-(1-isopropyl-pipéridin-4-ylméthoxy)-3-méthyl-3H-imidazol-4-yl]-méthanone ou un ester, un éther, un N-oxyde, un amide, un sel, un hydrate ou une forme isotopiquement marquée pharmaceutiquement acceptable de celui-ci.

27. Composé selon la revendication 1 ayant la formule [2-(1-isopropyl-pipéridin-4-ylméthoxy)-3-méthyl-3H-imidazol-4-yl]-[4-nitro-phényl]-méthanone ou un ester, un éther, un N-oxyde, un amide, un sel, un hydrate ou une forme isotopiquement marquée pharmaceutiquement acceptable de celui-ci.

28. Composé selon la revendication 1 de formule (II):



dans laquelle

Q¹ est choisi dans le groupe constitué par les groupes alkyle en C₁-C₇, halogénoalkyle en C₁-C₇ et alcényle en C₂-C₇;

où Q¹ peut être substitué par un ou plusieurs substituants choisis dans le groupe constitué par un atome d'halogène, les groupes cyano, hydroxy, OR¹¹, alkyle en C₁-C₅, halogénoalkyle en C₁-C₅, alcényle en C₂-C₅, nitro, amino (H₂N-), R¹¹HN-, R¹¹R¹²N-, amido (H₂NC(O)), R¹¹HNC(O), R¹¹R¹²NC (O) et R¹¹OC (O), et

où R¹¹ et R¹² sont indépendamment un groupe alkyle en C₁-C₅, halogénoalkyle en C₁-C₅ ou alcényle en C₂-C₅;

R^M est choisi dans le groupe constitué par les groupes alkyle en C₁-C₇, R^{M1}HN-, R^{M1}R^{M2}N-, cycloalkyle en C₆-C₇, aryle, biaryle et hétérocyclyle de 4 à 7 éléments,

où R^M peut être substitué par un ou plusieurs substituants indépendamment choisis dans le groupe constitué par un atome d'halogène, les groupes cyano, hydroxy, OR^{M1}, alkyle en C₁-C₅, halogénoalkyle en C₁-C₅, alcényle en C₂-C₅, nitro, amino (H₂N-), R^{M1}HN-, R^{M1}R^{M2}N-, amido (H₂NC(O)), R^{M1}HNC (O) et R^{M1}R^{M2}NC (O), et

où R^{M1} et R^{M2} sont indépendamment un groupe alkyle en C₁-C₅, halogénoalkyle en C₁-C₅ ou alcényle en C₂-C₅;

L³ est un groupe alkyle en C₁-C₇ ou alcényle en C₂-C₇;

où L³ peut être substitué par un ou plusieurs substituants choisis dans le groupe constitué par un atome d'halogène, les groupes hydroxy, méthoxy et amino (H₂N-);

ou L³ est absent;

et Q⁴ est un atome d'hydrogène;

EP 1 373 218 B9

ou un dérivé de celui-ci qui porte un ou plusieurs groupes protecteurs.

29. Composé selon la revendication 28, dans lequel Q¹ est un groupe alkyle en C₁-C₃ non substitué.

5 30. Composé selon la revendication 28, dans lequel Q¹ est un groupe méthyle.

31. Composition pharmaceutique comprenant un excipient pharmaceutiquement acceptable et un composé selon la revendication 1, 20, 21 ou 24.

10 32. Utilisation d'un composé selon la revendication 1, 21 ou 24 pour la fabrication d'un médicament pour inhiber l'activité d'un récepteur H₃ de l'histamine chez un sujet.

33. Utilisation d'un composé selon la revendication 1, 21 ou 24 pour la fabrication d'un médicament pour traiter un sujet ayant une maladie ou une pathologie médiée par l'activité d'un récepteur H₃ de l'histamine.

15 34. Utilisation selon la revendication 33, dans laquelle ladite maladie ou pathologie est choisie dans le groupe constitué par les troubles du sommeil/réveil, les troubles de l'éveil/vigilance, la migraine, l'asthme, la démence, un trouble cognitif léger (prédémence), la maladie d'Alzheimer, l'épilepsie, la narcolepsie, les troubles de l'alimentation, la cinétose, les vertiges, les troubles du déficit de l'attention avec hyperactivité, les troubles de l'apprentissage, les troubles de la mémoire, la schizophrénie, et une réponse allergique d'une grosse branche.

25 35. Composé selon la revendication 1, en association avec un composé antagoniste du récepteur H₁ de l'histamine, pour le traitement d'une maladie ou d'une pathologie médiée par au moins un récepteur choisi parmi le récepteur H₁ de l'histamine et le récepteur H₃ de l'histamine.

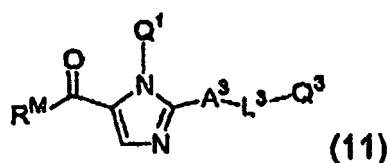
36. Association selon la revendication 35, dans laquelle l'antagoniste du récepteur H₁ de l'histamine et le composé selon la revendication 1 sont présents dans la même forme posologique.

30 37. Composé selon la revendication 1, en association avec un composé antagoniste du récepteur H₂ de l'histamine, pour le traitement d'une maladie ou d'une pathologie médiée par au moins un récepteur choisi parmi le récepteur H₂ de l'histamine et le récepteur H₃ de l'histamine.

38. Association selon la revendication 37, dans laquelle l'antagoniste du récepteur H₂ de l'histamine et le composé selon la revendication 1 sont présents dans la même forme posologique.

35 39. Méthode d'évaluation de troubles médiés par le récepteur H₃ de l'histamine, comprenant l'utilisation d'un composé marqué au ¹⁹F selon la revendication 1 ou 23 en tant que sonde moléculaire par tomographie à émission de positrons.

40 40. Procédé de production d'un composé de formule (11) :



50 dans laquelle

Q¹ est choisi dans le groupe constitué par les groupes alkyle en C₁-C₇, halogénoalkyle en C₁-C₇ et alcényle en C₂-C₇;

55 où Q¹ peut être substitué par un ou plusieurs substituants choisis dans le groupe constitué par un atome d'halogène, les groupes cyano, hydroxy, OR¹¹, alkyle en C₁-C₅, halogénoalkyle en C₁-C₅, alcényle en C₂-C₅, nitro, amino (H₂N-), R¹¹HN-, R¹¹R¹²N-, amido (H₂NC(O)), R¹¹HNC (O), R¹¹R¹²NC (O) et R¹¹OC (O), et

où R¹¹ et R¹² sont indépendamment un groupe alkyle en C₁-C₅, halogénoalkyle en C₁-C₅ ou alcényle en

C₂-C₅;

R^M est choisi dans le groupe constitué par les groupes alkyle en C₁-C₇, R^{M1}HN-, R^{M1}R^{M2}N-, cycloalkyle en C₆-C₇, aryle, biaryle et hétérocyclyle de 4 à 7 éléments,

où R^M peut être substitué par un ou plusieurs substituants indépendamment choisis dans le groupe constitué par un atome d'halogène, les groupes cyano, hydroxy, OR^{M1}, alkyle en C₁-C₅, halogénoalkyle en C₁-C₅, alcényle en C₂-C₅, nitro, amino (H₂N-), R^{M1}HN-, R^{M1}R^{M2}N-, amido (H₂NC(O)), R^{M1}HNC(O) et R^{M1}R^{M2}NC(O), et

où R^{M1} et R^{M2} sont indépendamment un groupe alkyle en C₁-C₅, halogénoalkyle en C₁-C₅ ou alcényle en C₂-C₅;

A³ est NH, NR³, un atome de soufre ou un atome d'oxygène, où R³ est un groupe alkyle en C₁-C₅;

L³ est un groupe alkyle en C₁-C₇ ou alcényle en C₂-C₇;

où L³ peut être substitué par un ou plusieurs substituants choisis dans le groupe constitué par un atome d'halogène, les groupes hydroxy, méthoxy et amino (H₂N-);

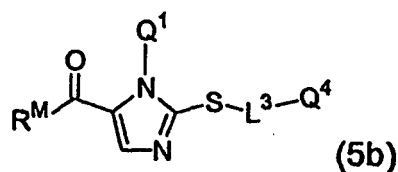
ou L³ est absent;

Q³ est choisi dans le groupe constitué par les groupes alkyle en C₁-C₇, halogénoalkyle en C₁-C₇, alcényle en C₂-C₇, cycloalkyle en C₃-C₇, cycloalcényle en C₅-C₇, aryle, hétérocyclyle de 4 à 7 éléments, cycloalkyle en C₃-C₇-hétérocyclyle de 4 à 7 éléments, hétérocyclyle de 4 à 7 éléments-cycloalkyle en C₃-C₇, bi(hétérocyclyle de 4 à 7 éléments), R³¹HN-, R³¹R³²N-, azinoyle (R³¹HN⁺(O⁻) ou R³¹R³²N⁺(O⁻)), (cycloalkyle en C₃-C₇)amino, (hétérocyclyle de 4 à 7 éléments)amino, aryl-(alkyle en C₁-C₆)amino, (cycloalkyle en C₃-C₇)sulfanyle, (hétérocyclyle de 4 à 7 éléments) sulfanyle et hétéro-cycloxy de 4 à 7 éléments;

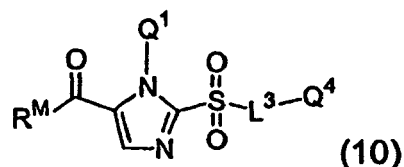
où Q³ peut être substitué par un ou plusieurs substituants choisis dans le groupe constitué par un atome d'halogène, les groupes cyano, hydroxy, OR³¹, alkyle en C₁-C₅, halogénoalkyle en C₁-C₅, alcényle en C₂-C₅, nitro, amino (H₂N-), R³¹HN-, R³¹R³²N-, amido (H₂NC(O)), R³¹HNC(O), R³¹R³²NC(O), R³¹OC(O), cycloalkyle en C₃-C₇, hétérocyclyle de 4 à 7 éléments monocyclique et hétérocyclyle de 4 à 7 éléments-alkyle en C₁-C₆ monocyclique, et

où R³¹ et R³² sont indépendamment un groupe alkyle en C₁-C₅, halogénoalkyle en C₁-C₅ ou alcényle en C₂-C₅;

qui comprend le traitement d'un composé de formule (5b)

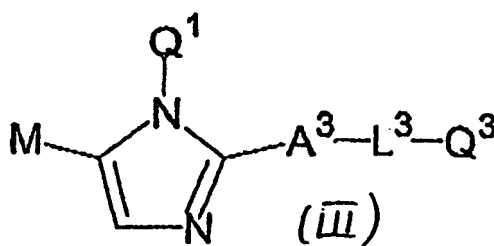


dans laquelle Q⁴ est un atome d'hydrogène, avec un agent d'oxydation donnant un composé intermédiaire de formule (10)



et le traitement dudit composé intermédiaire (10) avec un réactif H-A³-L³-Q³, où L³ du réactif H-A³-L³-Q³ est indépendant du L³ de formule (5b) et de formule (10), en présence d'une base dans un solvant appropriée donnant ledit composé de formule 11.

41. Procédé selon la revendication 40, dans lequel ledit agent d'oxydation est le peroxyde d'hydrogène dans de l'acide acétique, ou l'acide 3-chloroperoxybenzoïque dans du dichlorométhane ou de l'éther diéthylique.
42. Procédé selon la revendication 40, dans lequel ladite base est un hydrure de métal alcalin.
43. Procédé selon la revendication 42, dans lequel ledit hydrure de métal alcalin est l'hydrure de sodium.
44. Procédé selon la revendication 40, dans lequel ledit solvant approprié est un élément choisi dans le groupe constitué par le diméthylformamide, le benzène, le 1,2-diméthoxyéthane et le tétrahydrofurane.
45. Procédé selon la revendication 44, dans lequel ledit solvant approprié est le tétrahydrofurane.
46. Intermédiaire de formule (III):



dans laquelle

Q¹ est choisi dans le groupe constitué par les groupes alkyle en C₁-C₇, halogénoalkyle en C₁-C₇ et alcényle en C₂-C₇;

où Q¹ peut être substitué par un ou plusieurs substituants choisis dans le groupe constitué par un atome d'halogène, les groupes cyano, hydroxy, OR¹¹, alkyle en C₁-C₅, halogénoalkyle en C₁-C₅, alcényle en C₂-C₅, nitro, amino, R¹¹HN-, R¹¹R¹²N-, amido, R¹¹HNC(O), R¹¹R¹²NC(O) et R¹¹OC(O), et où R¹¹ et R¹² sont indépendamment un groupe alkyle en C₁-C₅, halogénoalkyle en C₁-C₅ ou alcényle en C₂-C₅;

M est un atome d'hydrogène;

A³ est NH, NR³, un atome de soufre, un groupe sulfoxyde, un groupe sulfone ou un atome d'oxygène, où R³ est un groupe alkyle en C₁-C₅;

L³ est un groupe alkyle en C₁-C₇ ou alcényle en C₂-C₇;

où L³ peut être substitué par un ou plusieurs substituants choisis dans le groupe constitué par un atome d'halogène, les groupes hydroxy, méthoxy et amino; ou L³ est absent; et

Q³ est choisi dans le groupe constitué par les groupes alkyle en C₁-C₇, halogénoalkyle en C₁-C₇, alcényle en C₂-C₇, cycloalkyle en C₃-C₇, cycloalcényle en C₅-C₇, aryle, hétérocyclyle de 4 à 7 éléments, cycloalkyle en C₃-C₇-hétérocyclyle de 4 à 7 éléments, hétérocyclyle de 4 à 7 éléments-cycloalkyle en C₃-C₇, bi(hétérocyclyle de 4 à 7 éléments), R³¹HN-, R³¹R³²N-, azinoyle, (cycloalkyle en C₃-C₇)amino, (hétérocyclyle de 4 à 7 éléments) amino, aryl(alkyle en C₁-C₆)amino, (cycloalkyle en C₃-C₇)sulfanyle, (hétérocyclyle de 4 à 7 éléments)sulfanyle et hétérocycloxy de 4 à 7 éléments;

où Q³ peut être substitué par un ou plusieurs substituants choisis dans le groupe constitué par un atome d'halogène, les groupes cyano, hydroxy, OR³¹, alkyle en C₁-C₅, halogénoalkyle en C₁-C₅, alcényle en C₂-C₅, nitro, amino, R³¹HN-, R³¹R³²N-, amido, R³¹HNC(O), R³¹R³²NC(O), R³¹OC(O), cycloalkyle en C₃-C₇, hétéro-cyclyle de 4 à 7 éléments monocyclique et hétérocyclyl-alkyle de 4 à 7 éléments monocyclique, et

où R³¹ et R³² sont indépendamment un groupe alkyle en C₁-C₅, halogénoalkyle en C₁-C₅ ou alcényle en C₂-C₅;

ou A³ et L³ sont absents et Q³ est un groupe sulfanyle;

EP 1 373 218 B9

ou un ester, un éther, un N-oxyde, un amide, un sel, un hydrate ou une forme isotopiquement marquée pharmaceutiquement acceptable de celui-ci.

5

10

15

20

25

30

35

40

45

50

55

REFERENCES CITED IN THE DESCRIPTION

This list of references cited by the applicant is for the reader's convenience only. It does not form part of the European patent document. Even though great care has been taken in compiling the references, errors or omissions cannot be excluded and the EPO disclaims all liability in this regard.

Patent documents cited in the description

- US 5217986 A [0004] [0094]
- US 5352707 A [0004] [0006] [0094]
- US 5869479 A [0004] [0094]
- WO 9942458 A [0006]
- EP 0978512 A [0006]

Non-patent literature cited in the description

- **ASH, A.S.F ; SCHILD, H.O.** *Br. J. Pharmacol*, 1966, vol. 27, 427 [0002]
- **BLACK, J.W ; DUNCAN, W.A.M ; DURANT, C.J ; GANELLIN, C.R ; PARSONS, E. M.** *Nature*, 1972, vol. 236, 385 [0002]
- **ARRANG, J.-M ; GARBARG, M ; SCHWARTZ, J.-C.** *Nature*, 1983, vol. 302, 832 [0002]
- The Histamine H3 Receptor-A Target for New Drugs. Elsevier, 1998 [0002] [0005]
- **MORISSET et al.** *Nature*, 2000, vol. 408, 860-864 [0002]
- **ODA et al.** *J. Biol. Chem.*, 2000, vol. 275, 36781-36786 [0002]
- **LIN et al.** *Br. Res*, 1990, vol. 523, 325 [0003]
- **MONTI et al.** *Eur. J. Pharmacol.*, 1991, vol. 205, 283 [0003]
- **MCLEOD et al.** *Abstr. Society Neuroscience*, 1996, vol. 22, 2010 [0003]
- **IMAMURA et al.** *J. Pharmacol. Expt. Ther*, 1994, vol. 271, 1259 [0003]
- **ICHINOSE et al.** *Eur. J. Pharmacol.*, 1989, vol. 174, 49 [0003]
- **PANULA et al.** *Abstr. Society Neuroscience*, 1995, vol. 21, 1977 [0004]
- **YOKOYAMA et al.** *Eur. J. Pharmacol.*, 1993, vol. 234, 129 [0004] [0090]
- **MACHIDORI et al.** *Brain Research*, 1992, vol. 590, 180 [0004] [0091]
- **BARNES et al.** *Abstr. Society Neuroscience*, 1993, vol. 19, 1813 [0004] [0092]
- **SCHLICHER et al.** *Naunyn-Schmiedeberg's Arch. Pharmacol*, 1996, vol. 353, 290-294 [0004] [0093]
- **STARK et al.** *Drugs of the Future*, 1996, vol. 21, 507 [0004]
- **LEURS et al.** *Progress in Drug Research*, 1995, vol. 45, 107 [0004]
- Release. Gliatech Inc. Press, 05 November 1998 [0004]
- *Bioworld Today*, 02 March 1999 [0004]
- **GANELLIN et al.** *Arch. Pharm. (Weinheim, Ger.)*, 1998, vol. 331, 395 [0006]
- **WALCZYNSKI et al.** *Arch. Pharm. (Weinheim, Ger.)*, 1999, vol. 332, 389 [0006]
- **WALCZYNSKI et al.** *Farmaco*, 1999, vol. 684 [0006]
- **LINNEY et al.** *J. Med. Chem.*, 2000, vol. 2362 [0006]
- **TOZER ; KALINDJIAN.** *Exp. Opin. Ther. Patents*, 2000, vol. 10, 1045-1055 [0006]
- Design of Prodrugs. Elsevier, 1985 [0035]
- Protective Groups in Organic Chemistry. Plenum Press, 1973 [0062]
- **T.W. GREENE ; P.G.M. WUTS.** Protective Groups in Organic Synthesis. John Wiley & Sons, 1999 [0062]
- **R.G. JONES.** *J. Am. Chem. Soc.*, 1949, vol. 71, 644 [0067]
- **LOVENBERG et al.** *Mol. Pharmacol.*, 1999, vol. 1107 [0084]
- **GARBARG et al.** *J. Pharmacol. Exp. Ther*, 1992, vol. 263, 304 [0084]
- **WEST et al.** *Mol. Pharmacol.*, 1990, vol. 610 [0084]
- **KORTE et al.** *Biochem. Biophys. Res. Commun*, 1990, vol. 978 [0084]
- **WEST et al.** *Eur. J. Pharmacol*, 1999, vol. 233 [0084]
- **LOVENBERG et al.** *J. Pharmacol. Exp. Ther*, 2000, vol. 293, 771-778 [0084]
- **PANULA.** *Abstr. Society Neuroscience*, 1995, vol. 21, 1977 [0089]
- **PHELPS, M.E.** *Proc. Natl. Acad. Sci.*, 2000, vol. 97, 9226-9233 [0105]
- **DING, Y.-S et al.** *J. Med. Chem*, 1991, vol. 34, 767-771 [0105]