



Europäisches Patentamt
European Patent Office
Office européen des brevets



(11) **EP 1 440 630 A1**

(12) **EUROPEAN PATENT APPLICATION**

(43) Date of publication:
28.07.2004 Bulletin 2004/31

(51) Int Cl.7: **A45F 4/12, A41D 15/00**

(21) Application number: **03250411.0**

(22) Date of filing: **22.01.2003**

(84) Designated Contracting States:
**AT BE BG CH CY CZ DE DK EE ES FI FR GB GR
HU IE IT LI LU MC NL PT SE SI SK TR**
Designated Extension States:
AL LT LV MK RO

(72) Inventor: **Leung, Kok Hung, Flat N, 17/F.
Tsuen Wan, New Territories, Hong Kong (CN)**

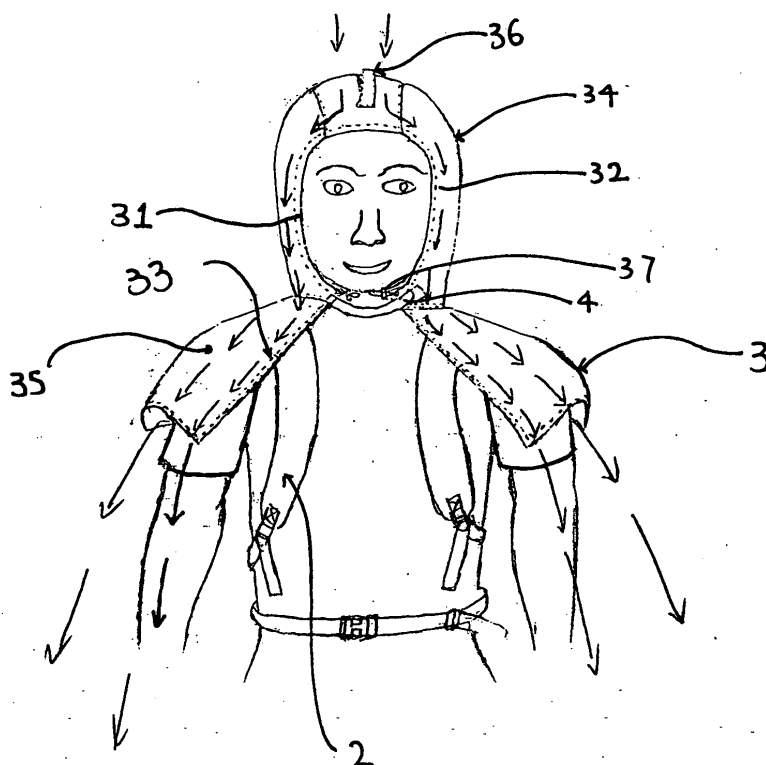
(74) Representative: **Harrison Goddard Foote
Belgrave Hall
Belgrave Street
Leeds LS2 8DD (GB)**

(71) Applicant: **Tai Loy Bags Factory Ltd
Tsuen Wan, New Territories, Hong Kong (CN)**

(54) **A backpack type satchel with a rain hat and connected cape**

(57) A backpack type satchel with a rain hat and connected cape, consisting of a bag section (1), a rain hat and connected cape (3) connected to the bag section (1) to form an integrated unit, in which the rain hat and connected cape (3) can be stowed into a side pocket on the satchel. The edge (31) of the hat section (34) of the rain hat and connected cape (3) possesses an internal flexible rubber tube frame (32), with the aim of causing the edge (31) of the hat (34) of the rain hat and connected cape (3) to stand up, thus effectively causing

rainwater to run down the edges of the rain hat (34), whilst at the same time propping up the rain hat (34), ensuring that the rain hat (34) does not droop in heavy rain. This backpack type satchel also helps to avoid the trouble caused by sudden rainfall when not carrying some form of protection from the rain, thus effectively preventing the rain from soaking the body or the objects in the bag (1), while also guarding against the hidden dangers inherent in primary and secondary school pupils holding umbrellas in the rain.



EP 1 440 630 A1

Description

[0001] The present invention relates to a backpack type satchel, and in particular to a backpack type satchel with a rain hat and connected cape.

[0002] Current school satchels or travelling backpacks generally provide no protection from the rain, and most school children generally do not carry protection from the rain at all times. Therefore, when it rains due to a sudden change in the weather, not only do the contents of the satchel or backpack become soaked, but the person's head and body also get wet, and this can constitute a danger to health. In addition, from the point of view of primary and secondary school pupils, due to their relative lack of size and physical strength, holding onto an umbrella when it rains can be difficult or dangerous.

[0003] In view of the above mentioned problems presented by current technology, embodiments of the present invention seek to provide a backpack type satchel with a rain hat and connected cape, in which the rain hat and connected cape are attached to the satchel, and in which the rain hat and connected cape can be stowed into a side pocket on the satchel when not in use. When in use, the rain hat and connected cape need only be pulled out from the top of the backpack and placed over the head of a wearer, also covering the shoulders and neck. Rain will then flow off the edges of the rain hat and will not flow onto the body, making its usage convenient, while effectively preventing the rain from soaking either the body of or the contents of the bag, whilst also guarding against the hidden dangers inherent in primary and secondary school pupils holding umbrellas in the rain. An alternative manner of usage does not require the rain hat to be worn over the head, instead one need only hold the ends of the rain hat with both hands, allowing one to keep the upper half of the body covered, providing more effective protection from the rain.

[0004] According to the present invention, there is provided a backpack type satchel with a rain hat and connected cape, the satchel including a bag portion, characterised in that there is further provided a rain hat and a connected cape-which is attached to the bag portion to form an integrated unit, in that the bag portion includes a side pocket into which the rain hat and connected cape may be stowed, and in that an edge of the hat portion of the rain hat and connected cape is provided with a flexible elastomeric frame.

[0005] Preferably, the rain hat and connected cape of the backpack type satchel with a rain hat and connected cape possesses a flexible tie strap, which allows the head and arm sections to be tied in place, ensuring that the rain hat and connected cape remains firmly fixed over the body.

[0006] Preferably, seamed parts of the rain hat and connected cape of the backpack type satchel with a rain hat and connected cape employ doubled over seams.

[0007] Preferably, the backpack type satchel with a rain hat and connected cape is constructed from waterproof material.

[0008] Due to the adoption of the above mentioned structures by embodiments of the present invention, when compared to current satchels or travel bags, the trouble caused by sudden rainfall when not carrying some form of protection from the rain can be reduced. Furthermore, rain can be effectively prevented from soaking the body or the objects in the bag, while also guarding against the hidden dangers inherent in primary and secondary school pupils holding umbrellas in the rain.

[0009] For a better understanding of the present invention and to show how it may be carried into effect, reference shall now be made by way of example to the accompanying drawings, in which:

FIGURE 1 shows a lateral view of the backpack type satchel with a rain hat and connected cape in use;

FIGURE 2 shows a frontal view of the embodiment of Figure 1;

FIGURE 3 shows a structure of a seam between the rain hat and connected cape;

FIGURE 4 shows a manner of usage of the satchel of an embodiment of the present invention;

FIGURE 5 shows an alternative manner of usage of an embodiment of the present invention;

FIGURE 6 shows a position of a zip for putting away the rain hat and connected cape on a large size backpack type satchel with a rain hat and connected cape; and

FIGURE 7 shows a position of the zip for putting away the rain hat and connected cape on a medium and small size backpack type satchel with a rain hat and connected cape.

[0010] Referring to Figures 1 and 2, there is shown an implementation of a backpack type satchel with a rain hat and connected cape embodying the present invention. The satchel consists of a bag portion 1 and shoulder straps 2, and also includes a rain hat and connected cape 3 that may be stowed integrally within the bag portion 1. When not in use, the rain hat and connected cape 3 may be stowed within a side pocket (not shown). The backpack type satchel with a rain hat and connected cape is constructed of waterproof material. As indicated in Figure 1, in order to make the hat portion 34 of the rain hat and connected cape 3 stick out or protrude over a face of a wearer, a flexible elastomeric or rubber tube frame 32 is inserted into an edge part 31 of the hat 34, thus ensuring that rainwater flows down along the line

of the frame and does not run onto the face. In addition, a flexible elastomeric or rubber tube frame 33 can also be inserted into the edge of the cape 35, thus causing the water running off the rain hat to flow onto the ground along the two edges of the cape 35. In order to ensure that the rain hat and connected cape remain firmly in place on the body while running or when windy, in the region where the hat 34 and the cape 35 of the rain hat and connected cape meet, there is a flexible tie strap 4. The flexible tie strap 4 allows the rain hat and connected cape to be worn by persons of different sizes or statures, while also ensuring that the rain hat and connected cape fit tightly over the user's body. In addition, a flexible fastening 36 is located on top of the rain hat 34, and when this flexible fastening is pulled forwards or backwards, it allows the rain hat 34 to be fitted appropriately to heads of different sizes when worn. With regard to the flexible string fastening 37 on both sides of the rain hat 34, this allows for adjustment of the hat shape of the rain hat 34, allowing for its usage by persons with different shaped faces.

[0011] Apart from the aforementioned waterproof structures, the rain hat and connected cape or bag portion may employ a doubled over method of joining seams, as indicated in Figure 3, and this effectively prevents rainwater from soaking into the interior of the bag or onto the body from the seams. Of course, by making the edge of the bag 1 next to the satchel zip wider, to cover the zip, this can also prevent rainwater from soaking into the interior of the bag.

[0012] Figure 4 shows a manner of usage of the satchel. As indicated in the Figure, when it rains, the waterproof rain hat and connected cape 3 can be withdrawn from the top of the satchel 1, the rain hat 34 is opened using both hands, providing immediate protection from the rain, and preventing the head and body from becoming soaked by the rain. In addition, the rain hat 34 of the waterproof rain hat and connected cape 3 is designed with a strap 4, and this strap may be fastened, providing protection from the rain in the form of a hat, this is placed on the head, allowing for free movement of both hands. The rain hat and connected cape 3 of the backpack type satchel is particularly effective when sudden rainfall occurs, as it requires only a very short period of time between opening the backpack and obtaining protection from the rain; at the same time, both opening and stowing are quick and convenient.

[0013] Figure 5 shows an alternative manner of usage of the satchel. As indicated by the Figure, when it rains, one need only withdraw the rain hat and connected cape 3 from the side pocket of the satchel, and then by gripping the two ends of the rain hat 34 with both hands, one causes the rain hat and connected cape 3 to open, forming a rain sheet that can be used to cover the body, which effectively prevents rainwater from soaking the body.

[0014] In addition, embodiments of the present invention provide allowances for the usage needs of persons

of differing ages and statures. In order to allow for this, the rain hat and connected cape, and the back pack type satchel, are available in large, medium and small sizes, in which cases the zipped pocket for stowing the rain hat and connected cape is located in different positions, providing the space required for storage of differing sizes of rain hat and connected cape.

[0015] Figure 6 shows a large size backpack with rain hat and connected cape, and the position of the rain hat and connected cape stowage is located at 21, while a zip pocket 23 is added at the point of the cross-connection between the shoulder straps and the back, allowing sufficient storage space when stowed.

[0016] Figure 7 shows the backpack with rain hat and connected cape of large and small sizes, while the location for stowage of the rain hat and connected cape is in the area 22 over the zip.

[0017] It can be seen from the foregoing that the backpack type satchel with rain hat and connected cape to which the present application relates, consisting of connecting the satchel, rain hat and cape in an integral unit, which allows for the rain hat and connected cape to be stowed within the bag when not in use, and while in use, allows rainwater to flow down the edges of the rain hat and connected cape without flowing onto the body, ensures both convenience of use and effective prevention of rainwater soaking the body or the contents of the bag, while also guarding against the hidden dangers inherent in primary and secondary school pupils holding umbrellas in the rain.

[0018] The preferred features of the invention are applicable to all aspects of the invention and may be used in any possible combination.

[0019] Throughout the description and claims of this specification, the words "comprise" and "contain" and variations of the words, for example "comprising" and "comprises", mean "including but not limited to", and are not intended to (and do not) exclude other components, integers, moieties, additives or steps.

Claims

1. A backpack type satchel with a rain hat and connected cape, the satchel including a bag portion (1), **characterised in that** there is further provided a rain hat and a connected cape (3) which is attached to the bag portion (1) to form an integrated unit, **in that** the bag portion (1) includes a side pocket into which the rain hat and connected cape (3) may be stowed, and **in that** an edge (31) of a hat portion (34) of the rain hat and connected cape (3) is provided with a flexible elastomeric frame (32).
2. A satchel as claimed in claim 1, wherein there is provided a flexible tie strap (4) on the rain hat and connected cape (3), which allows head and arm sections thereof to be tied in place, ensuring that

the rain hat and connected cape (3) remains firmly fixed over a body of a wearer when in use.

3. A satchel as claimed in claim 1 or 2, wherein there is provided a flexible fastening (36) located on a top of the rain hat (34), thus providing stability of the rain hat (34) when worn by persons with differently shaped heads. 5
4. A satchel as claimed in any preceding claim, wherein there is provided a flexible string fastening (37) at each end of the rain hat (34), allowing for its usage by persons with differently shaped faces. 10
5. A satchel as claimed in any preceding claim, wherein joins of the rain hat and connected cape (3) employ doubled over seams. 15
6. A satchel as claimed in any preceding claim, wherein an edge (31) of the hat portion (34) of the rain hat and connected cape (3) is provided with a flexible rubber tube frame (32). 20
7. A satchel as claimed in any preceding claim, wherein an edge of a cape portion (35) of the rain hat and connected cape (3) is provided with a flexible elastomeric frame (33). 25
8. A satchel as claimed in any preceding claim, wherein the bag portion (1) and rain hat and connected cape (3) are made of waterproof material. 30

35

40

45

50

55

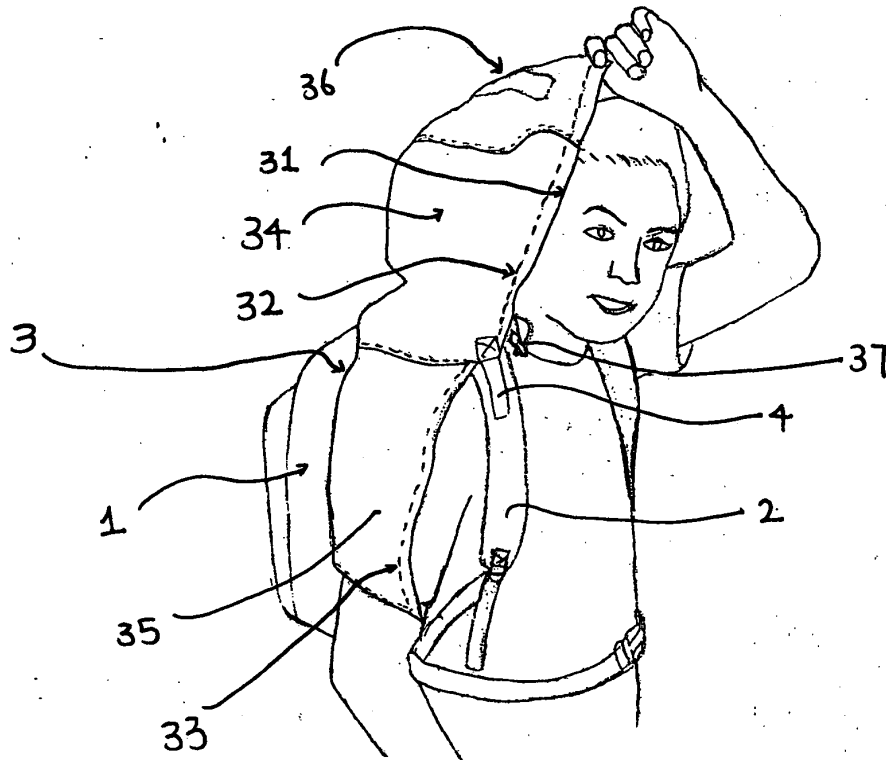
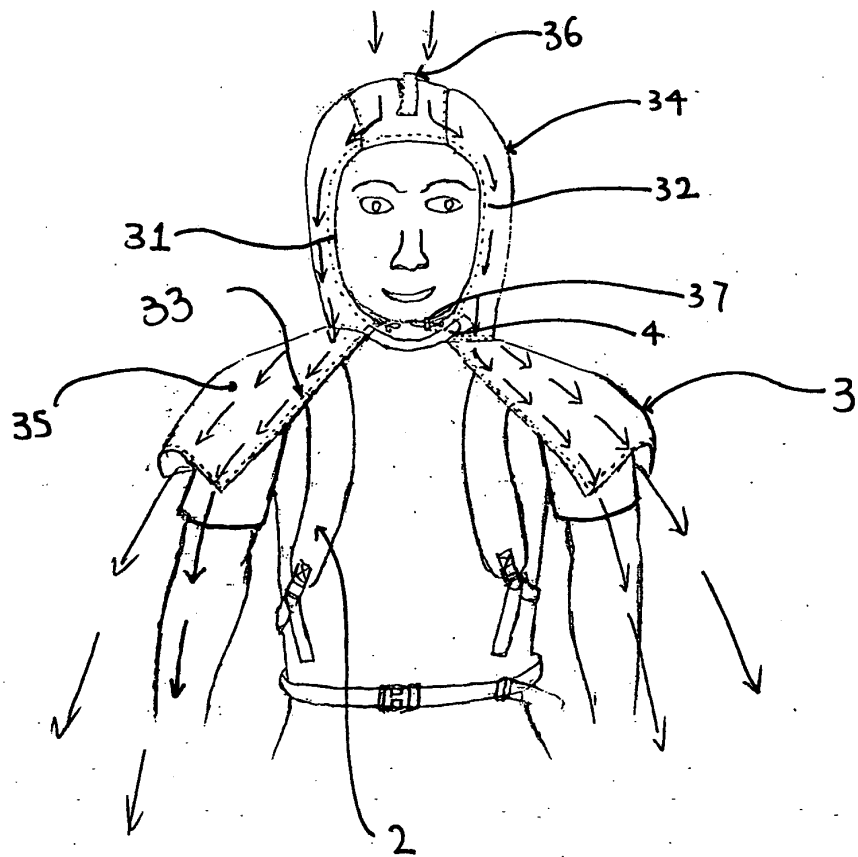


Fig. 1



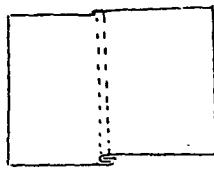


Fig. 3

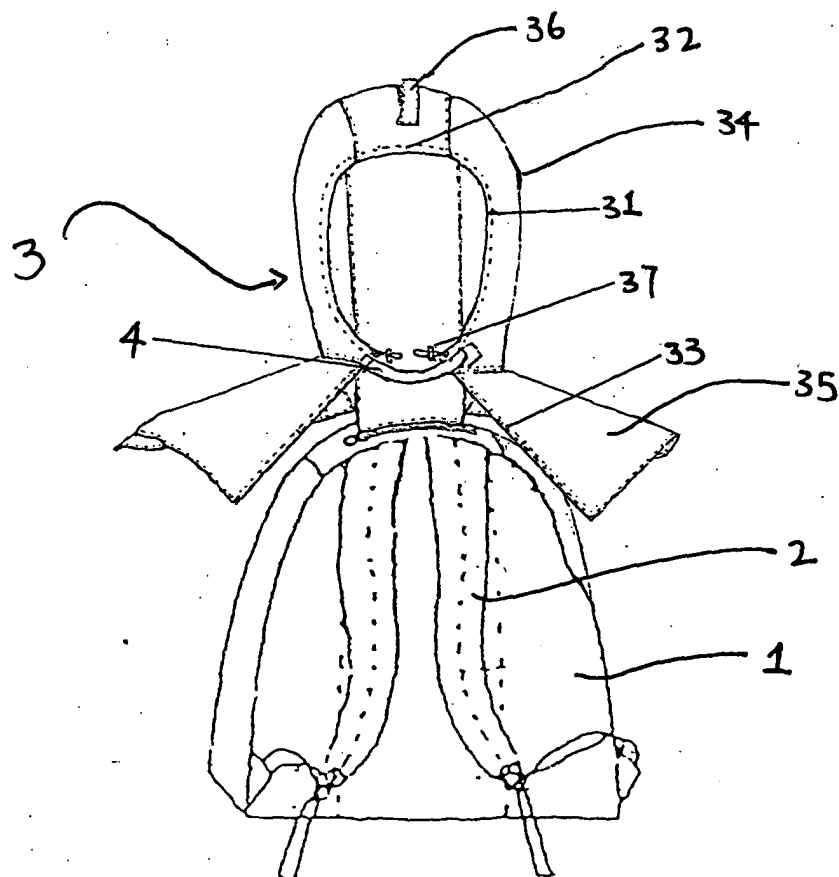


Fig. 4

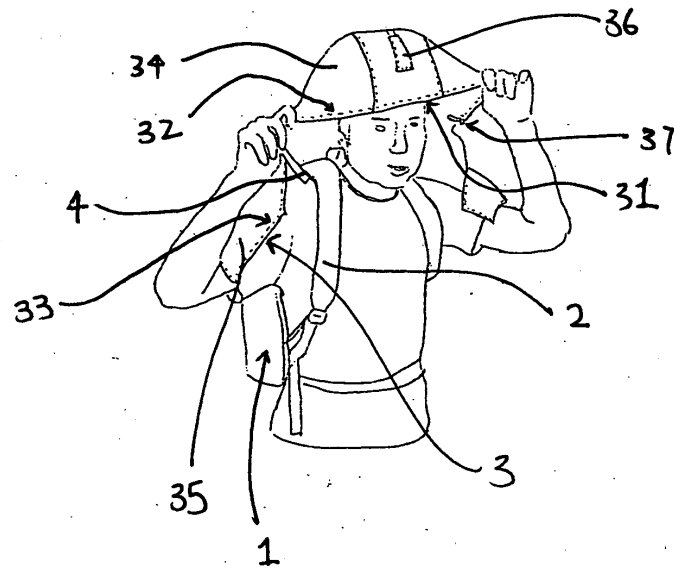


Fig. 5

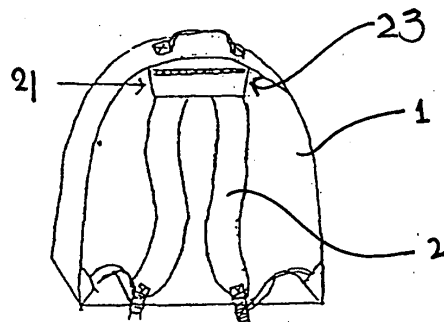


Fig. 6

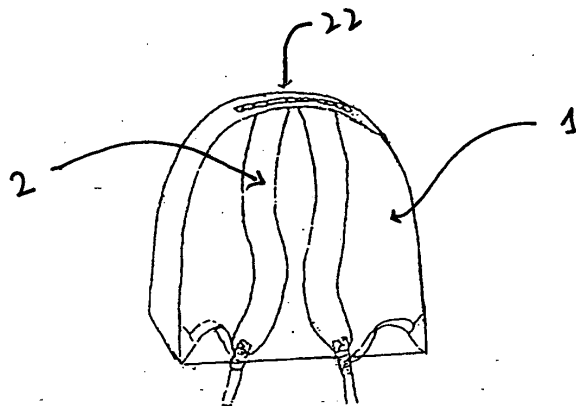


Fig. 7



European Patent
Office

EUROPEAN SEARCH REPORT

Application Number
EP 03 25 0411

DOCUMENTS CONSIDERED TO BE RELEVANT			
Category	Citation of document with indication, where appropriate, of relevant passages	Relevant to claim	CLASSIFICATION OF THE APPLICATION (Int.Cl.7)
Y	DE 44 46 814 C (BRANDL ERIKA ;HILDENBRANDT YASMINE (DE)) 13 June 1996 (1996-06-13) * column 2, line 66 - column 3, line 12; figures 1,2 *	1-4,8	A45F4/12 A41D15/00
Y	FR 1 057 246 A (ELONA AFRICA S A) 5 March 1954 (1954-03-05) * column 1, paragraph 10; figure 1 *	1,8	
Y	DE 84 30 627 U (LIEBERMANN OVERSEA) 20 June 1985 (1985-06-20) * figure 3 *	2,4,8	
Y	US 6 374 418 B1 (RINDLE MARKUS M H) 23 April 2002 (2002-04-23) * column 5, line 19-40; figures 4,5,8 *	3	
A	EP 0 808 582 A (BADER EUGEN) 26 November 1997 (1997-11-26) * column 2, line 18-37 *	3	
A	WO 86 06939 A (HOSAN TRADING COMPANY LIMITED) 4 December 1986 (1986-12-04)		TECHNICAL FIELDS SEARCHED (Int.Cl.7) A45F A41D
The present search report has been drawn up for all claims			
Place of search MUNICH		Date of completion of the search 6 May 2003	Examiner Lang, D
CATEGORY OF CITED DOCUMENTS X : particularly relevant if taken alone Y : particularly relevant if combined with another document of the same category A : technological background O : non-written disclosure P : intermediate document T : theory or principle underlying the invention E : earlier patent document, but published on, or after the filing date D : document cited in the application L : document cited for other reasons & : member of the same patent family, corresponding document			

EPO FORM 1503 03.82 (P04C01)

**ANNEX TO THE EUROPEAN SEARCH REPORT
ON EUROPEAN PATENT APPLICATION NO.**

EP 03 25 0411

This annex lists the patent family members relating to the patent documents cited in the above-mentioned European search report.
The members are as contained in the European Patent Office EDP file on
The European Patent Office is in no way liable for these particulars which are merely given for the purpose of information.

06-05-2003

Patent document cited in search report	Publication date	Patent family member(s)	Publication date
DE 4446814 C	13-06-1996	DE 4446814 C1 WO 9619929 A1 EP 0800352 A1	13-06-1996 04-07-1996 15-10-1997
FR 1057246 A	05-03-1954	NONE	
DE 8430627 U	20-06-1985	DE 8430627 U1 AT 223685 A	20-06-1985 15-10-1988
US 6374418 B1	23-04-2002	DE 20118164 U1	17-01-2002
EP 0808582 A	26-11-1997	DE 29609279 U1 AT 221736 T DE 59707901 D1 EP 0808582 A1	29-08-1996 15-08-2002 12-09-2002 26-11-1997
WO 8606939 A	04-12-1986	WO 8606939 A1 EP 0222743 A1	04-12-1986 27-05-1987