

(19)



(11)

EP 1 539 693 B9

(12)

CORRECTED EUROPEAN PATENT SPECIFICATION

(15) Correction information:
Corrected version no 1 (W1 B1)
Corrections, see
Description Paragraph(s) 13

(51) Int Cl.:
C07D 209/30 ^(2006.01) **C07D 307/64** ^(2006.01)
C07D 209/12 ^(2006.01) **C07D 209/14** ^(2006.01)
C07D 213/71 ^(2006.01) **C07D 307/79** ^(2006.01)
C07D 213/64 ^(2006.01) **C07D 401/12** ^(2006.01)
C07D 407/12 ^(2006.01) **C07D 333/34** ^(2006.01)
A61K 31/404 ^(2006.01) **A61K 31/44** ^(2006.01)
A61K 31/341 ^(2006.01) **A61K 31/343** ^(2006.01)
A61P 29/00 ^(2006.01)

(48) Corrigendum issued on:
08.10.2008 Bulletin 2008/41

(86) International application number:
PCT/US2003/019245

(45) Date of publication and mention
of the grant of the patent:
12.03.2008 Bulletin 2008/11

(87) International publication number:
WO 2004/000807 (31.12.2003 Gazette 2004/01)

(21) Application number: **03761108.4**

(22) Date of filing: **17.06.2003**

(54) **CANNABINOID RECEPTOR AGONISTS**
AGONISTEN DES CANNABINOIDREZEPTORS
AGONISTES DU RECEPTEUR CANNABINOIDE

(84) Designated Contracting States:
AT BE BG CH CY CZ DE DK EE ES FI FR GB GR
HU IE IT LI LU MC NL PT RO SE SI SK TR
Designated Extension States:
AL LT LV MK

- **SHANKAR, Bandarpalle, B.**
Branchburg, NJ 08853 (US)
- **SHIH, Neng-Yang**
Warren, NJ 07059 (US)
- **TONG, Ling**
Warren, NJ 07059 (US)

(30) Priority: **19.06.2002 US 389788 P**

(74) Representative: **Adams, Harvey Vaughan John et al**
Mathys & Squire LLP
120 Holborn
London
EC1N 2SQ (GB)

(43) Date of publication of application:
15.06.2005 Bulletin 2005/24

(73) Proprietor: **Schering Corporation**
Kenilworth, NJ 07033-0530 (US)

(72) Inventors:
• **KOZLOWSKI, Joseph, A.**
Princeton, NJ 08540 (US)

(56) References cited:
WO-A1-02/062750 **US-A- 5 532 237**
US-A- 5 747 524 **US-A- 6 013 648**

EP 1 539 693 B9

Note: Within nine months of the publication of the mention of the grant of the European patent in the European Patent Bulletin, any person may give notice to the European Patent Office of opposition to that patent, in accordance with the Implementing Regulations. Notice of opposition shall not be deemed to have been filed until the opposition fee has been paid. (Art. 99(1) European Patent Convention).

DescriptionFIELD OF THE INVENTION

5 **[0001]** The present invention relates to cannabinoid receptor agonists which bind to cannabinoid (CB₂) receptors. Compounds according to the present invention generally exhibit anti-inflammatory and immunomodulatory activity and are useful in treating conditions characterized by inflammation and immunomodulatory irregularities. Examples of conditions which can be treated include, but are not limited to, rheumatoid arthritis, asthma, allergy, psoriasis, Crohn's disease, systemic lupus erythematosus, multiple sclerosis, diabetes, cancer, glaucoma, osteoporosis, renal ischemia, cerebral stroke, cerebral ischemia, and nephritis. The invention also relates to pharmaceutical compositions containing said compounds.

BACKGROUND OF THE INVENTION

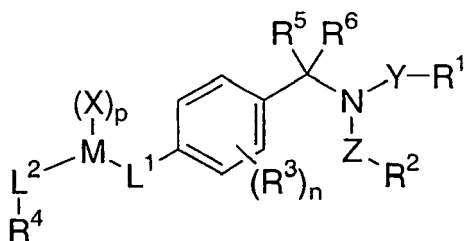
15 **[0002]** Cannabinoid receptors belong to the superfamily of G-protein coupled receptors. They are classified into the predominantly neuronal CB₁ receptors and the predominantly peripheral CB₂ receptors. These receptors exert their biological actions by modulating adenylate cyclase and Ca⁺² and K⁺ currents. While the effects of CB₁ receptors are principally associated with the central nervous system, CB₂ receptors are believed to have peripheral effects related to bronchial constriction, immunomodulation and inflammation.

20 **[0003]** U.S. Pat. No. 5,747,524 describes the use of certain aryl-benzo[b]thiophene and benzo[b]furan compounds as antagonists of the CB₁ receptor.

[0004] Various compounds have reportedly been developed which interact with CB₂ receptors and/or which have, *inter alia*, anti-inflammatory activity associated with cannabinoid receptors. See, e.g., U.S. Pat. Nos. 5,338,753, 5,462,960, 5,532,237, 5,925,768, 5,948,777, 5,990,170, 6,013,648 and 6,017,919, and WO 02/062750.

SUMMARY OF THE INVENTION

[0005] The present invention relates to compounds of formula I:



40 or a pharmaceutically acceptable salt or solvate thereof; wherein:

R¹ is selected from the group consisting of hydrogen, substituted or unsubstituted alkyl, substituted or unsubstituted alkenyl, haloalkyl, -N(R⁷)₂, substituted or unsubstituted cycloalkyl, substituted or unsubstituted cycloheteroalkyl, substituted or unsubstituted aryl, and substituted or unsubstituted heteroaryl, wherein the term "substituted" means being substituted with (X)_p;

R² is selected from the group consisting of hydrogen, substituted or unsubstituted alkyl, substituted or unsubstituted alkenyl, haloalkyl, -N(R⁷)₂, substituted or unsubstituted cycloalkyl, substituted or unsubstituted cycloheteroalkyl, substituted or unsubstituted aryl, and substituted or unsubstituted heteroaryl, wherein the term "substituted" means being substituted with (X)_p;

R³ is selected from the group consisting of alkyl, heteroalkyl, aryl, heteroaryl, Br, Cl, F, CF₃, OCF₂H, OCF₃, and alkoxy, wherein R³ can be the same or different and is independently selected when n > 1;

R⁴ is selected from the group consisting of H, substituted or unsubstituted alkyl, substituted or unsubstituted alkenyl, substituted or unsubstituted cycloalkyl, substituted or unsubstituted cycloheteroalkyl, substituted or unsubstituted aryl, and substituted or unsubstituted heteroaryl, wherein the term "substituted" means being substituted with (X)_p;

R⁵ and **R⁶**, which can be the same or different, are independently selected from the group consisting of H, substituted or unsubstituted alkyl, substituted or unsubstituted alkenyl, substituted or unsubstituted cycloalkyl, substituted or unsubstituted cycloheteroalkyl, substituted or unsubstituted aryl, and substituted or unsubstituted heteroaryl, wherein

the term "substituted" means being substituted with (X)_p;

R⁷ is selected from the group consisting of hydrogen, substituted or unsubstituted alkyl, substituted or unsubstituted alkenyl, haloalkyl, substituted or unsubstituted cycloalkyl, substituted or unsubstituted cycloheteroalkyl, substituted or unsubstituted aryl, and substituted or unsubstituted heteroaryl, or two R⁷ groups can form a ring of 4-7 carbon atoms, wherein the term "substituted" means being substituted with (X)_p;

L¹ is selected from the group consisting of -C(R²)₂-, -(CH(OR²))-, -S(O₂)-, -S(O)-, -S-, -O-, -N(R²)-, -C(O)N(H)-, -CF₂-, and -CH(NHOR²)-;

L² is selected from the group consisting of a covalent bond, -CH₂-, -CH(CH₃)-, -C(CH₃)₂-, -C(=N-O-R²)-, -S(O₂)-, -S(O)-, -S-, -C(O)-, -O-, -N(R²)-, -C(O)N(H)- and -N(H)C(O)-;

M is a heteroaryl moiety or a dihydrobenzofuranyl group;

n is 0-4;

p is 0-5;

X can be the same or different and is selected from the group consisting of Br, Cl, F, CF₃, OH, OCF₂H, OCF₃, alkoxy, alkyl, cycloalkyl, -O-cycloalkyl, heteroalkyl, -C(O)N(R⁷)₂-, -S(O₂)R², and -OS(O₂)R², wherein X is independently selected when p > 1;

Y is selected from the group consisting of a covalent bond, -CH₂-, -S(O₂)-, and -C(O)-; and

Z is selected from the group consisting of a covalent bond, -CH₂-, -S(O₂)-, and -C(O)-, with the following provisos:

when L² is a covalent bond, M is directly linked to R⁴;

when Y is a covalent bond, R¹ is directly linked to the nitrogen atom shown in formula I; and

when Z is a covalent bond, R² is directly linked to the nitrogen atom shown in formula I.

[0006] Another aspect of the invention relates to a pharmaceutical composition comprising one or more compounds of formula I, preferably with a pharmaceutically acceptable carrier.

[0007] Another aspect of the invention relates to a method of preparing a pharmaceutical composition comprising one or more compounds of formula I, said method comprising contacting one or more compounds of formula I with one or more pharmaceutically acceptable carriers.

[0008] Another aspect of the invention relates to the use of one or more compounds of formula I for the manufacture of a medicament for stimulating cannabinoid CB₂ receptors in a patient in need of such stimulation.

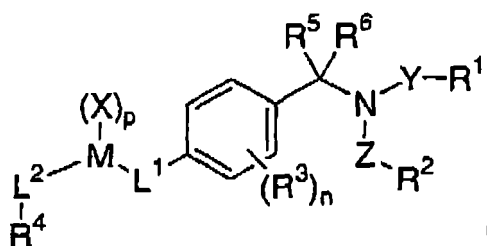
[0009] Another aspect of the invention relates to the use of one or more compounds of formula I for the manufacture of a medicament for treating cancer, inflammatory diseases, immunomodulatory diseases, or respiratory diseases.

[0010] Another aspect of the invention relates to the use of a compound according to formula I for the manufacture of a medicament for treating multiple sclerosis, wherein said medicament further comprises one or more additional agents which may be the same or different and are independently selected from the group consisting of Interferon B1a, Interferon B1b and glatiramer acetate, or wherein said medicament is for co-administration with one or more said additional agents.

[0011] Another aspect of the invention relates to a kit for treating cancer, inflammatory diseases, immunomodulatory diseases, and respiratory diseases comprising in one or more containers an active compound for stimulating cannabinoid CB₂ receptors in a patient in need of such stimulation which comprises in one or more containers, one or more compounds according to claim 1 in one or more pharmaceutically acceptable carriers.

DETAILED DESCRIPTION

[0012] The present invention relates to cannabinoid receptor antagonist compounds of formula 1:



or a pharmaceutically acceptable salt or solvate thereof; wherein R¹, R², R³, R⁴, R⁵, R⁶, L¹, L², M, n, p, X, Y, and Z are as defined above.

EP 1 539 693 B9

L¹ preferably represents -(SO₂)-, -CH₂-, or -CH(OH)-.

L² preferably represents -(SO₂)-,

n is preferably 0.

R¹ preferably represents CH₃ or CF₃.

R² preferably represents H.

R⁴ preferably represents furanyl, pyridyl, thienyl, quinolyl or fluorophenyl.

R⁵ and R⁶, which can be the same or different, preferably represent H or CH₃.

X preferably represents Cl or F.

M is preferably selected from the group consisting of indolyl, benzofuranyl, dihydrobenzofuranyl, furanyl, thienyl, pyridinyl, aryl and pyridinyl-N-oxide. In another embodiment, M is selected from the group consisting of pyridinyl, pyridinyl-N-oxide, furanyl and thienyl.

Y preferably represents -S(O₂)- or -C(O)-.

[0013] Exemplary compounds of formula I are set forth in Table I below wherein Z is a covalent bond, n is 0, R² is H, and R¹, R⁴, R⁵, R⁶, M, L¹, L², p, Y and X are defined in Table I below as follows. However, the compounds that are marked with an asterisk (*) in the first column of Table I are not within the scope of formula I or the appendant claims, but are disclosed as comparative examples.

5

10

15

20

25

30

35


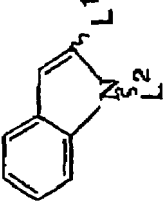

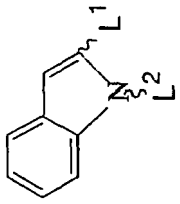

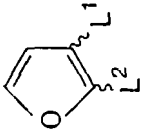
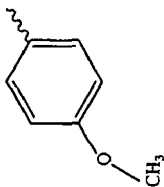
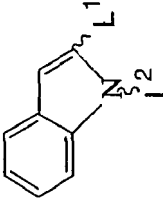
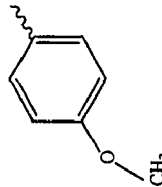
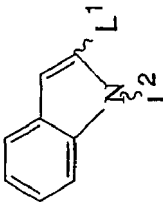
40

45

50

55

TABLE I

#	R ¹	R ⁵ , R ⁶	R ⁴ (With linking point to L ²)	M (with linking points to L ¹ , L ² and X)	L ¹	L ²	Y	p, X
1	CH ₃	CH ₃ , H			-S(O ₂)-	-S(O ₂)-	-S(O ₂)-	0
2	CF ₃	CH ₃ , H			-S(O ₂)-	-S(O ₂)-	-C(O)-	0
3	CF ₃	CH ₃ , H			-S(O ₂)-	-S(O ₂)-	-S(O ₂)-	0
4	CF ₃	CH ₃ , H			-S(O ₂)-	-S(O ₂)-	-C(O)-	0
5	CH ₃	H, H			-S(O ₂)-	-S(O ₂)-	-S(O ₂)-	0

5

10

15

20

25

30

35

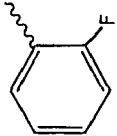
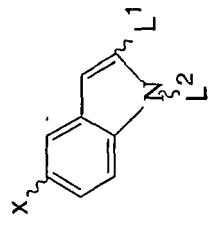
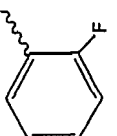
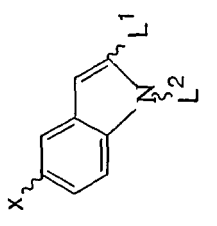
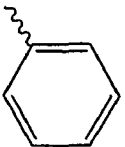
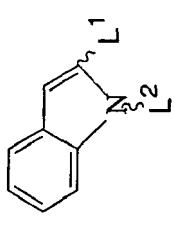
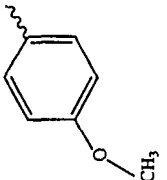
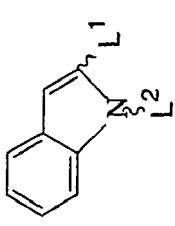
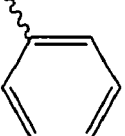
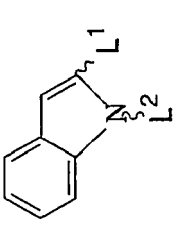
40

45

50

55

(continued)

#	R ¹	R ⁵ , R ⁶	R ⁴ (With linking point to L ²)	M (with linking points to L ¹ , L ² and X)	L ¹	L ²	Y	p, X
6	CH ₃	CH ₃ , H			-S(O ₂)-	-S(O ₂)-	-S(O ₂ -	1, Cl
7	CF ₃	CH ₃ , H			-S(O ₂)-	-S(O ₂)-	-S(O ₂ -	1, Cl
8	CH ₃	CH ₃ , H			-CH ₂ -	-S(O ₂)-	-S(O ₂ -	0
9	CF ₃	CH ₃ , H			-CH- OH	-S(O ₂)-	-C(O)-	0
10	CF ₃	CH ₃ , H			-CH ₂ -	-S(O ₂)-	-C(O)-	0

5

10

15

20

25

30

35

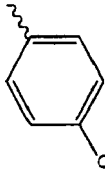
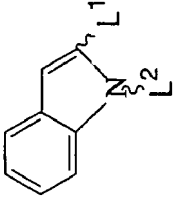

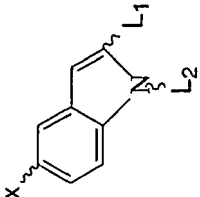
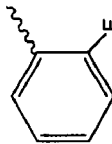
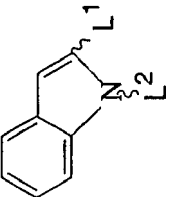
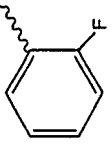
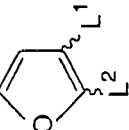
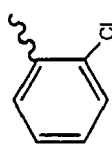
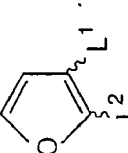
40

45

50

55

(continued)

#	R ¹	R ⁵ , R ⁶	R ⁴ (With linking point to L ²)	M (with linking points to L ¹ , L ² and X)	L ¹	L ²	Y	p, X
11	CF ₃	CH ₃ , H			-CH ₂ -	-S(O ₂)-	-C(O)-	0
12	CH ₃	H, H			-S(O ₂)-	-S(O ₂)-	-S(O ₂)-	1, F
13	CH ₃	H, H			-S(O ₂)-	-S(O ₂)-	-S(O ₂)-	0
14	CF ₃	CH ₃ , H			-S(O ₂)-	-S(O ₂)-	-C(O)-	0
15	CF ₃	CH ₃ , H			-S(O ₂)-	-S(O ₂)-	-C(O)-	0

5

10

15

20

25

30

35

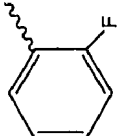
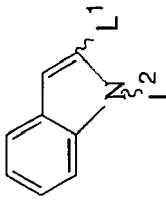

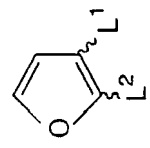
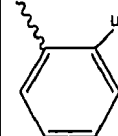
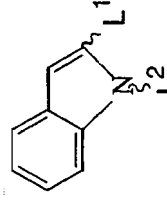
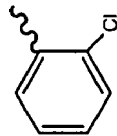
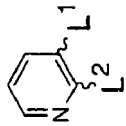
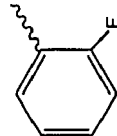
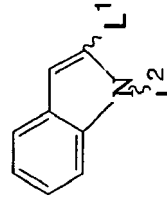
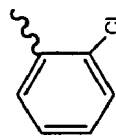
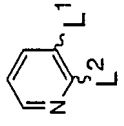
40

45

50

55

(continued)

#	R ¹	R ⁵ , R ⁶	R ⁴ (With linking point to L ²)	M (with linking points to L ¹ , L ² and X)	L ¹	L ²	Y	p, X
16	CF ₃	CH ₃ , H			-S(O ₂)-	-S(O ₂)-	-S(O ₂)-	0
17	CF ₃	CH ₃ , H			-S(O ₂)-	-S(O ₂)-	-S(O ₂)-	0
18	CF ₃	CH ₃ , H			-CH- OH	-S(O ₂)-	-C(O)-	0
19	CF ₃	CH ₃ , H			-CH ₂ -	-SO ₂ -	-SO ₂ -	0
20	CF ₃	CH ₃ , H			-CH ₂ -	-S(O ₂)-	-C(O)-	0
21	CH ₃	CH ₃ , H			-CH ₂ -	-S(O ₂)-	-S(O ₂)-	0

5

10

15

20

25

30

35

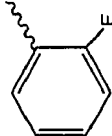
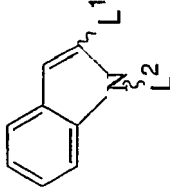
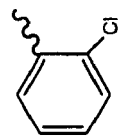
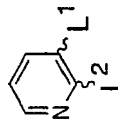
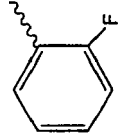
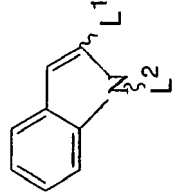
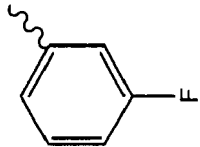
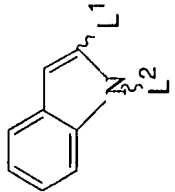
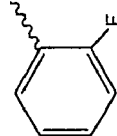
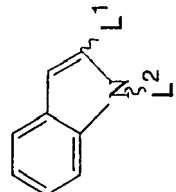
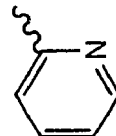
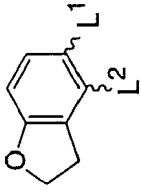
40

45

50

55

(continued)

#	R ¹	R ⁵ , R ⁶	R ⁴ (With linking point to L ²)	M (with linking points to L ¹ , L ² and X)	L ¹	L ²	Y	p, X
22	CF ₃	CH ₃ , H			-CH ₂ -	-S(O ₂)-	-S(O ₂ -	0
23	CF ₃	CH ₃ , H			-CH ₂ -	-S(O ₂)-	-C(O)-	0
24	CH ₃	CH ₃ , CH ₃			-S(O ₂)-	-S(O ₂)-	-S(O ₂ -	0
25	CH ₃	H, H			-S(O ₂)-	-S(O ₂)-	-S(O ₂ -	0
26	CF ₃	CH ₃ , CH ₃			-S(O ₂)-	-S(O ₂)-	-S(O ₂ -	0
27	CF ₃	CH ₃ , H			-S(O ₂)-	-S(O ₂)-	-C(O)-	0

5

10

15

20

25

30

35

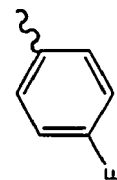
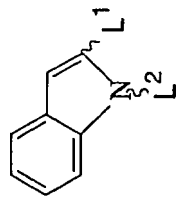
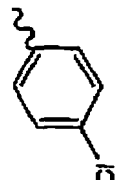
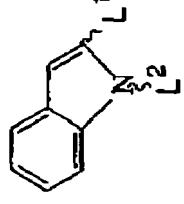
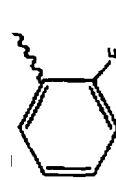
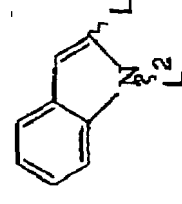
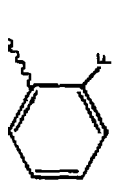
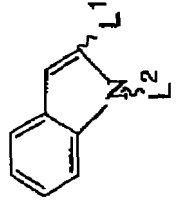
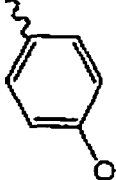
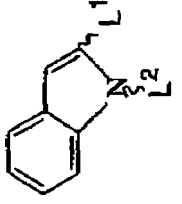
40

45

50

55

(continued)

#	R ¹	R ⁵ , R ⁶	R ⁴ (With linking point to L ²)	M (with linking points to L ¹ , L ² and X)	L ¹	L ²	Y	p, X
28	CH ₃	H, H			-S(O ₂)-	-S(O ₂)-	-S(O ₂)-	0
29	CH ₃	H, H			-S(O ₂)-	-S(O ₂)-	-S(O ₂)-	0
30	CH ₃	CH ₃ , H			-CH ₂ -	-S(O ₂)-	-S(O ₂)-	0
31	CF ₃	H, H			-S(O ₂)-	-S(O ₂)-	-S(O ₂)-	0
32 *	CF ₃	CH ₃ , H			-C(O)-	-S(O ₂)-	-C(O)-	0

5

10

15

20

25

30

35

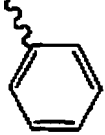
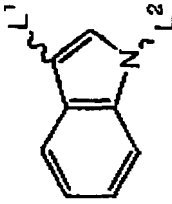
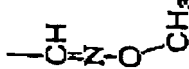
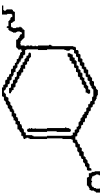
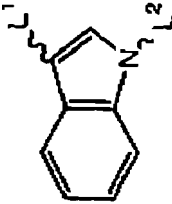

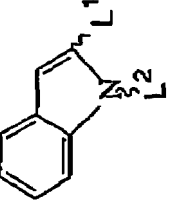

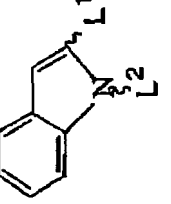
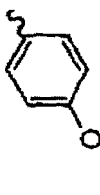
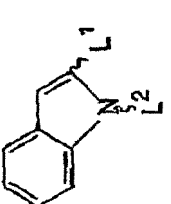
40

45

50

55

(continued)

#	R ¹	R ⁵ , R ⁶	R ⁴ (With linking point to L ²)	M (with linking points to L ¹ , L ² and X)	L ¹	L ²	Y	p, X
33 *	CF ₃	CH ₃ , H				-S(O ₂)-	-C(O)-	0
34 *	CH ₃	CH ₃ , H			-C(O)-	-S(O ₂)-	-S(O ₂)-	0
35	CF ₃	CH ₃ , CH ₃			-S(O ₂)-	-S(O ₂)-	-S(O ₂)-	0
36	CF ₃	CH ₃ , H			-S(O ₂)-	-S(O ₂)-	-S(O ₂)-	0
37	CH ₃	CH ₃ , H			-S(O ₂)-	-S(O ₂)-	-S(O ₂)-	0

5

10

15

20

25

30

35

40

45

50

55

(continued)

#	R ¹	R ⁵ , R ⁶	R ⁴ (With linking point to L ²)	M (with linking points to L ¹ , L ² and X)	L ¹	L ²	Y	p, X
38*	CH ₃	CH ₃ , H				-O-	-S(O ₂)-	0
39		H, H			-S(O ₂)-	-S(O ₂)-	-S(O ₂)-	0
40	CF ₃	H, H			-S(O ₂)-	-S(O ₂)-	-C(O)-	0
41	CF ₃	CH ₃ , H			-S(O ₂)-	-S(O ₂)-	-S(O ₂)-	1, Cl
42	CH ₃	H, H			-S(O ₂)-	-S(O ₂)-	-S(O ₂)-	0

5

10

15

20

25

30

35


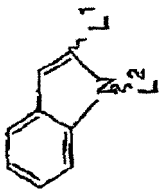
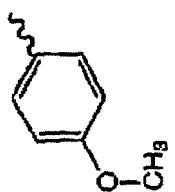
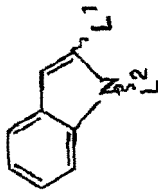
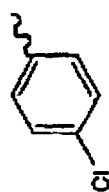
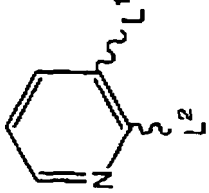

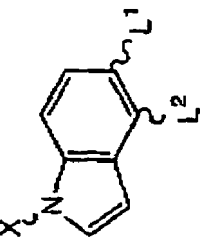
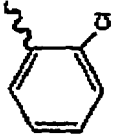
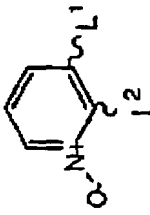
40

45

50

55

(continued)

#	R ¹	R ⁵ , R ⁶	R ⁴ (With linking point to L ²)	M (with linking points to L ¹ , L ² and X)	L ¹	L ²	Y	p, X
43*	CF ₃	CH ₃ , H			-C(O)-	-S(O ₂)-	-C(O)-	0
44*	CH ₃	CH ₃ , H			-C(O)-	-S(O ₂)-	-S(O ₂)-	0
45	CH ₃	CH ₃ , H			-CH ₂ -	-O-	-S(O ₂)-	0
46	CF ₃	CH ₃ , H			-SO ₂ -	-SO-	-C(O)-	CH ₃
47	CF ₃	CH ₃ , H			-CH ₂ -	-S(O ₂)-	-C(O)-	0

5

10

15

20

25

30

35

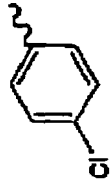
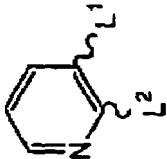
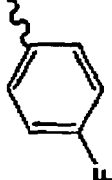
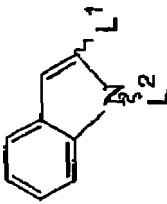
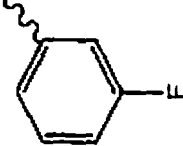
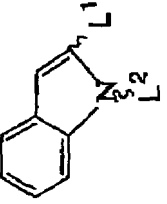

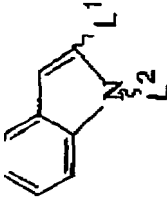
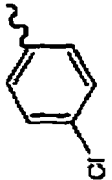
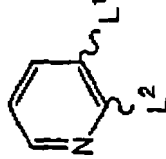
40

45

50

55

(continued)

#	R ¹	R ⁵ , R ⁶	R ⁴ (With linking point to L ²)	M (with linking points to L ¹ , L ² and X)	L ¹	L ²	Y	p, X
48*	CF ₃	CH ₃ , H			-C(O)-	-O-	-C(O)-	0
49	CF ₃	H, H			-S(O ₂)-	-S(O ₂)-	-S(O ₂)-	0
50	CF ₃	H, H			-S(O ₂)-	-S(O ₂)-	-S(O ₂)-	0
51	CF ₃	CH ₃ , H			-S(O ₂)-	-C(O)-	-C(O)-	0
52*	CF ₃	CH ₃ , H			-C(O)-	-S-	-C(O)-	0

5

10

15

20

25

30

35

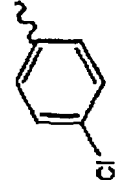
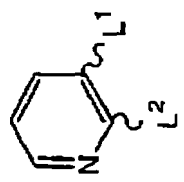
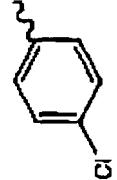
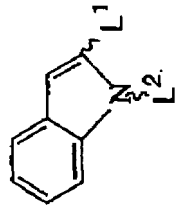

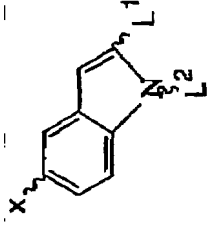
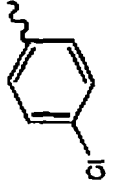
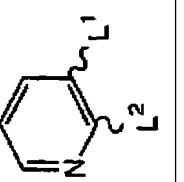
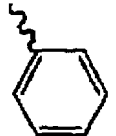
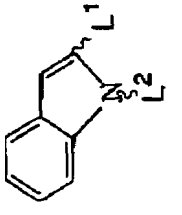
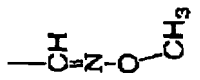
40

45

50

55

(continued)

#	R ¹	R ⁵ , R ⁶	R ⁴ (With linking point to L ²)	M (with linking points to L ¹ , L ² and X)	L ¹	L ²	Y	p, X
53*	CH ₃	CH ₃ , H			-C(O)-	-S-	-S(O ₂)-	0
54	CF ₃	H, H			-S(O ₂)-	-S(O ₂)-	-S(O ₂)-	0
55	CH ₃	H, H			-S(O ₂)-	-CH ₂ -	-S(O ₂)-	1, F
56*	CH ₃	CH ₃ , H			-C(O)-	-S(O ₂)-	-S(O ₂)-	0
57 *	CH ₃	CH ₃ , H				-S(O ₂)-	-S(O ₂)-	0

5

10

15

20

25

30

35

40

45

50

55

(continued)

#	R ¹	R ⁵ , R ⁶	R ⁴ (With linking point to L ²)	M (with linking points to L ¹ , L ² and X)	L ¹	L ²	Y	p, X
58	CH ₃	CH ₃ , H			-S(O ₂)-	-CH ₂ -	-S(O ₂)-	0
59 *	CH ₃	CH ₃ , H			-C(O)-	-O-	-S(O ₂)-	0
60	CH ₃	CH ₃ , H			-S(O ₂)-	-C(O)-	-S(O ₂)-	1, Cl
61		H, H			-S(O ₂)-	-S(O ₂)-	-S(O ₂)-	0
62		H, H			-S(O ₂)-	-S(O ₂)-	-S(O ₂)-	0

5

10

15

20

25

30

35

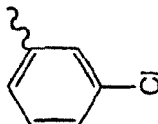
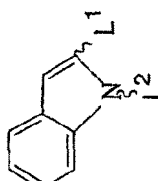
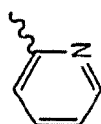
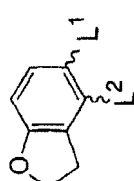
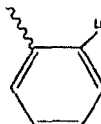
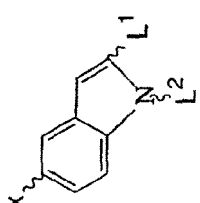

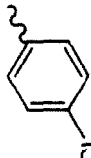
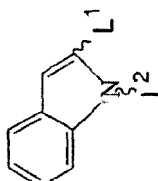

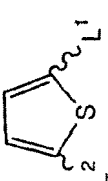
40

45

50

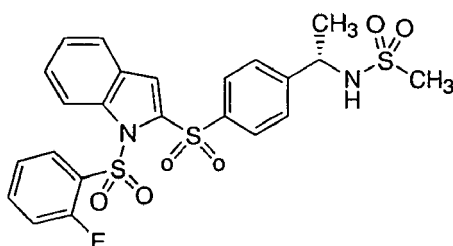
55

(continued)

#	R ¹	R ⁵ , R ⁶	R ⁴ (With linking point to L ²)	M (with linking points to L ¹ , L ² and X)	L ¹	L ²	Y	p, X
63	CF ₃	H, H			-S(O ₂)-	-S(O ₂)-	-S(O ₂)-	0
64	CF ₃	CH ₃ , H			-S(O ₂)-	-S-	-C(O)-	0
65	CF ₃	H, H			-S(O ₂)-	-CH ₂ -	-S(O ₂)-	1, F
66		CH ₃ , H			-S(O ₂)-	-CH ₂ -	-CH ₂ -	F
67	CF ₃	CH ₃ , H			-S(O ₂)-	-S(O ₂)-	-C(O)-	F

[0014] In a preferred embodiment, the compound of the present invention is represented by the formula:

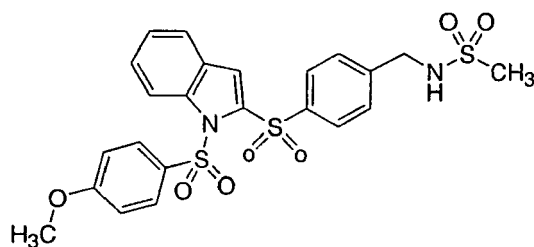
5



10

[0015] In another preferred embodiment, the compound of the present invention is represented by the formula:

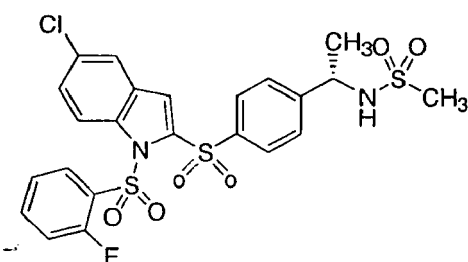
15



20

[0016] In another preferred embodiment, the compound of the present invention is represented by the formula:

25

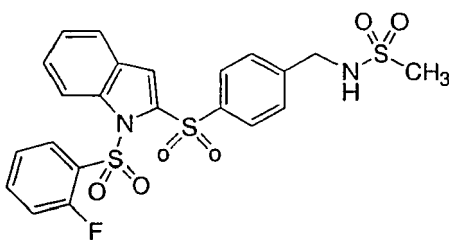


30

35

[0017] In another preferred embodiment, the compound of the present invention is represented by the formula:

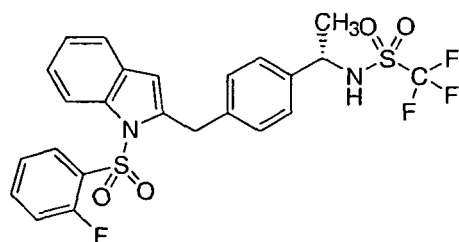
40



45

[0018] In another preferred embodiment, the compound of the present invention is represented by the formula:

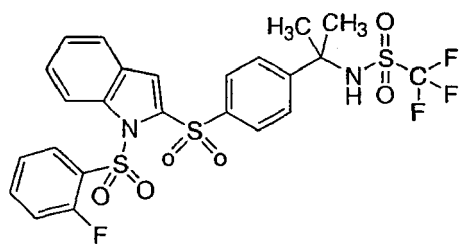
50



55

[0019] In another preferred embodiment, the compound of the present invention is represented by the formula:

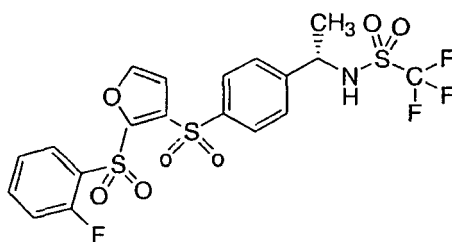
5



10

[0020] In another preferred embodiment, the compound of the present invention is represented by the formula:

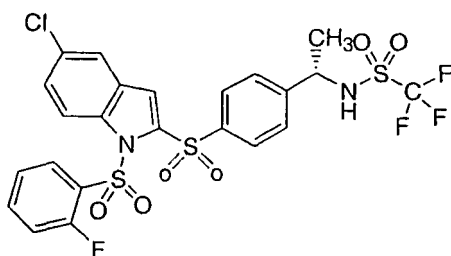
15



20

[0021] In another preferred embodiment, the compound of the present invention is represented by the formula:

25

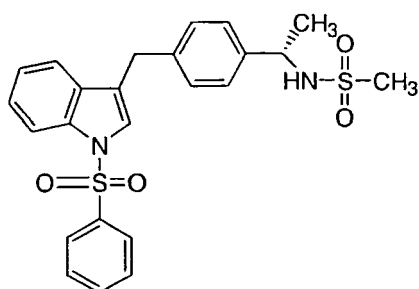


30

35

[0022] In another preferred embodiment, the compound of the present invention is represented by the formula:

40



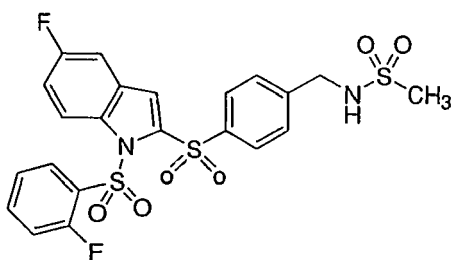
45

[0023] In another preferred embodiment, the compound of the present invention is represented by the formula:

50

55

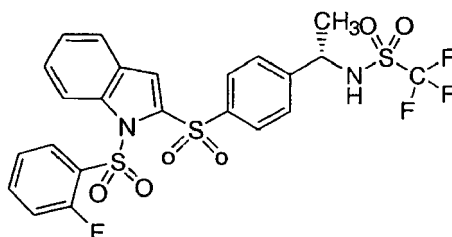
5



10

[0024] In another preferred embodiment, the compound of the present invention is represented by the formula:

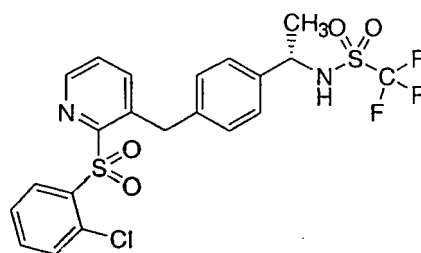
15



20

[0025] In another preferred embodiment, the compound of the present invention is represented by the formula:

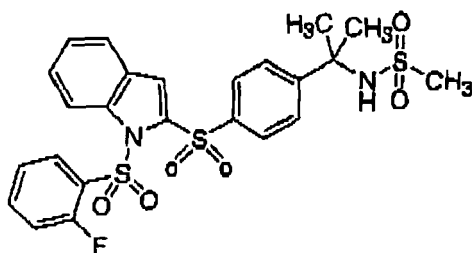
25



30

[0026] In another preferred embodiment, the compound of the present invention is represented by the formula:

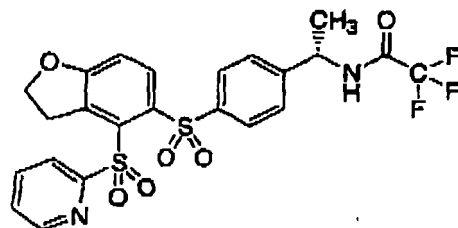
40



45

[0027] In another preferred embodiment, the compound of the present invention is represented by the formula:

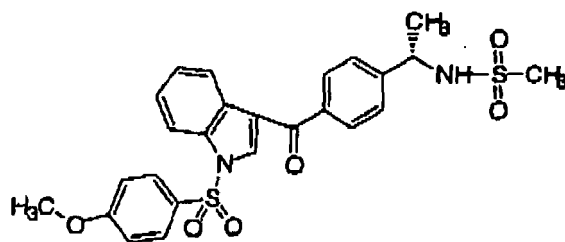
50



55

The compound represented by the following formula is not within the scope of the appendant claims but is disclosed as a comparative example

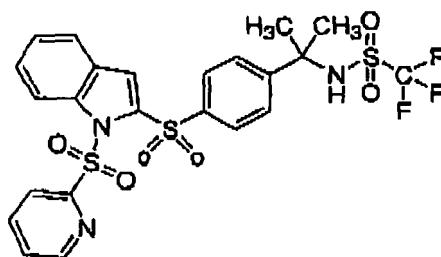
5



10

[0028] In another preferred embodiment, the compound of the present invention is represented by the formula:

15

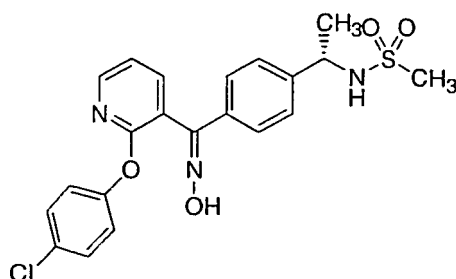


20

25

The compound represented by the following formula is not within the scope of the appendant claims but is disclosed as a comparative example.

30

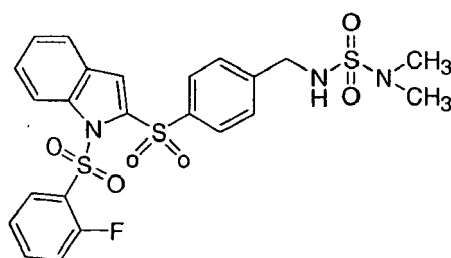


35

40

[0029] In another preferred embodiment, the compound of the present invention is represented by the formula:

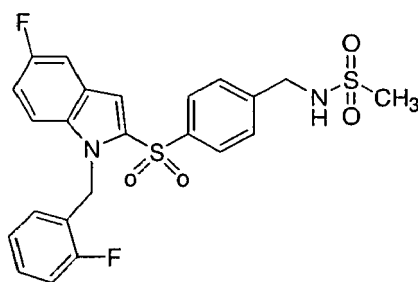
45



50

[0030] In yet another preferred embodiment, the compound of the present invention is represented by the formula:

55



[0031] Cannabinoid receptor agonists according to the present invention can have anti-inflammatory activity and/or immunomodulatory activity and are useful in the treatment of various medical conditions including, e.g., rheumatoid arthritis, systemic lupus erythematosus, multiple sclerosis, glaucoma, diabetes, osteoporosis, renal ischemia, cerebral stroke, cerebral ischemia, nephritis, psoriasis, allergy, inflammatory disorders of the lungs and gastrointestinal tract such as Crohn's disease, and respiratory tract disorders such as reversible airway obstruction, asthma and bronchitis.

[0032] Except where stated otherwise, the following definitions apply throughout the present specification and claims. These definitions apply regardless of whether a term is used by itself or in combination with other terms. Hence the definition of "alkyl" applies to "alkyl" as well as the "alkyl" portions of "alkoxy", "haloalkyl", etc.

[0033] "Alkyl" means an aliphatic hydrocarbon group which may be straight or branched and comprising 1 to about 20 carbon atoms in the chain. Preferred alkyl groups contain 1 to about 12 carbon atoms in the chain. More preferred alkyl groups contain 1 to about 6 carbon atoms in the chain. Branched alkyl means that one or more lower alkyl groups such as methyl, ethyl or propyl, are attached to a linear alkyl chain. "Lower alkyl" means a group having about 1 to about 6 carbon atoms in the chain which may be straight or branched. Preferred alkyl groups in the present invention are lower alkyl groups. Non-limiting examples of suitable alkyl groups include methyl, ethyl, n-propyl, isopropyl, n-butyl, t-butyl, n-pentyl, heptyl, nonyl, decyl, trifluoromethyl and cyclopropylmethyl.

[0034] "Alkenyl" means an aliphatic hydrocarbon group containing at least one carbon-carbon double bond and which may be straight or branched and comprising 2 to 15 carbon atoms in the chain. Preferred alkenyl groups have 2 to 2 carbon atoms in the chain; and more preferably 2 to 6 carbon atoms in the chain. Branched alkenyl means that one or more lower alkyl groups such as methyl, ethyl or propyl, are attached to a linear alkenyl chain. "Lower alkenyl" means 2 to 6 carbon atoms in the chain which may be straight or branched. Non-limiting examples of suitable alkenyl groups include ethenyl, propenyl, n-butenyl, 3-methylbut-2-enyl, and n-pentenyl.

[0035] "Halo" means fluoro, chloro, bromo, or iodo groups. Preferred are fluoro, chloro or bromo, and more preferred are fluoro and chloro.

[0036] "Halogen" means fluorine, chlorine, bromine, or iodine. Preferred are fluorine, chlorine or bromine, and more preferred are fluorine and chlorine.

[0037] "Haloalkyl" or "halogenated alkyl" means alkyl having one or more halo atom substituents. Non-limiting examples include $-\text{CH}_2\text{Cl}$, $-\text{CHCl}_2$, $-\text{CCl}_3$, $-\text{CH}_2\text{F}$, $-\text{CHF}_2$, $-\text{CF}_3$, $-\text{CH}_2-\text{CH}_2\text{Cl}$, $-\text{CH}_2-\text{CHCl}_2$, and $-\text{CHCl}-\text{CH}_2\text{Cl}$.

[0038] "Heteroalkyl" means straight or branched alkyl chain as defined above comprising 1 or more heteroatoms, which can be the same or different, and are independently selected from the group consisting of N, O and S.

[0039] "Aralkyl" or "arylalkyl" means an aryl-alkyl- group in which the aryl and alkyl are as previously described. Preferred aralkyls comprise a lower alkyl group. Non-limiting examples of suitable aralkyl groups include benzyl, phenylethyl and naphthalenylmethyl. The aralkyl is linked to an adjacent moiety through the alkyl.

[0040] "Alkylaryl" means an alkyl-aryl- group in which the alkyl and aryl are as previously described. Preferred alkylaryls comprise a lower alkyl group. Non-limiting examples of suitable alkylaryl groups include tolyl and xylyl. The alkylaryl is linked to an adjacent moiety through the aryl.

[0041] "Aralkenyl" means an aryl-alkenyl- group in which the aryl and alkenyl groups are as previously described. Preferred aralkenyls contain a lower alkenyl group. Non-limiting examples of suitable aralkenyl groups include phenylethenyl and naphthylethenyl. The aralkenyl is linked to an adjacent moiety through the alkenyl.

[0042] "Alkoxy" means an alkyl-O- group in which the alkyl group is as previously described. Non-limiting examples of suitable alkoxy groups include methoxy, ethoxy, n-propoxy and isopropoxy. The alkyl group is linked to an adjacent moiety through the ether oxygen.

[0043] "Aryloxy" means an aryl-O- group in which the aryl group is as previously described. Non-limiting examples of suitable aryloxy groups include phenoxy and naphthoxy. The aryl group is linked to an adjacent moiety through the ether oxygen.

[0044] "Aralkyloxy" means an aralkyl-O- group in which the aralkyl group is as previously described. Non-limiting examples of suitable aralkyloxy groups include benzyloxy and naphthalenylmethoxy. The aralkyl group is linked to an

adjacent moiety through the ether oxygen.

[0045] "Alkylamino" means an -NH_2 or -NH_3^+ group in which one or more of the hydrogen atoms on the nitrogen is replaced by an alkyl group as defined above.

[0046] "Arylamino" means an -NH_2 or -NH_3^+ group in which one or more of the hydrogen atoms on the nitrogen is replaced by an aryl group as defined above.

[0047] "Alkylthio" means an alkyl-S- group in which the alkyl group is as previously described. Non-limiting examples of suitable alkylthio groups include methylthio, ethylthio and isopropylthio. The alkyl is linked to an adjacent moiety through the sulfur.

[0048] "Arylthio" means an aryl-S- group in which the aryl group is as previously described. Non-limiting examples of suitable arylthio groups include phenylthio and naphthylthio. The aryl is linked to an adjacent moiety through the sulfur. "Aralkylthio" means an aralkyl-S- group in which the aralkyl group is as previously described. Non-limiting example of a suitable aralkylthio group is benzylthio. The aralkyl is linked to an adjacent moiety through the sulfur.

[0049] "Alkoxy carbonyl" means an alkyl-O-C(O)- group. Non-limiting examples of suitable alkoxy carbonyl groups include methoxy carbonyl and ethoxy carbonyl. The alkoxy is linked to an adjacent moiety through the carbonyl.

[0050] "Aryloxy carbonyl" means an aryl-O-C(O)- group. Non-limiting examples of suitable aryloxy carbonyl groups include phenoxy carbonyl and naphthoxy carbonyl. The aryloxy is linked to an adjacent moiety through the carbonyl.

[0051] "Aralkoxy carbonyl" means an aralkyl-O-C(O)- group. Non-limiting example of a suitable aralkoxy carbonyl group is benzyloxy carbonyl. The aralkoxy is linked to an adjacent moiety through the carbonyl.

[0052] "Alkylsulfonyl" means an alkyl-S(O₂)- group. The alkyl is linked to an adjacent moiety through the sulfonyl. Preferably, the alkyl portion of the "alkylsulfonyl" is lower alkyl.

[0053] "Alkylsulfinyl" means an alkyl-S(O)- group. The alkyl is linked to an adjacent moiety through the sulfinyl. Preferably, the alkyl portion of the "alkylsulfinyl" is lower alkyl.

[0054] "Arylsulfonyl" means an aryl-S(O₂)- group. The aryl is linked to an adjacent moiety through the sulfonyl.

[0055] "Aryl" means an aromatic monocyclic or polycyclic ring system comprising 6 to 14 ring carbon atoms, preferably 6 to 10 ring carbon atoms. The aryl group can be optionally substituted with one or more "ring system substituents" which may be the same or different, and are as defined herein. Non-limiting examples of suitable aryl groups include phenyl and naphthyl.

[0056] "Heteroaryl" represents cyclic aromatic groups of 5 or 6 ring atoms or bicyclic groups of 11 to 12 ring atoms having 1 or 2 heteroatoms independently selected from O, S or N, said heteroatom(s) interrupting a carbocyclic ring structure and having a sufficient number of delocalized pi electrons to provide aromatic character, provided that the rings do not contain adjacent oxygen and/or sulfur atoms. Preferred heteroaryls contain 5 to 6 ring atoms. The "heteroaryl" can be optionally substituted by one or more "ring system substituents" which may be the same or different, and are as defined herein. The prefix aza, oxa or thia before the heteroaryl root name means that at least a nitrogen, oxygen or sulfur atom respectively, is present as a ring atom. Nitrogen atoms can form an N-oxide. All regioisomers are contemplated, e.g., 2-pyridyl, 3-pyridyl and 4-pyridyl. Useful 6-membered heteroaryl groups include pyridyl, pyrimidinyl, pyrazinyl, pyridazinyl and the like and the N-oxides, thereof. Useful 5-membered heteroaryl rings include furyl, thienyl, pyrrolyl, thiazolyl, isothiazolyl, imidazolyl, pyrazolyl, isoxazolyl and the like. "Heteroaryl" also includes the following benzo-fused ring systems derived from the heteroaryl groups named above: quinolyl, phthalazinyl, quinazoliny, benzofuranyl, benzothienyl and indolyl.

[0057] "Ring system substituent" means a substituent attached to an aromatic or non-aromatic ring system which, for example, replaces an available hydrogen on the ring system. Ring system substituents may be the same or different, each being independently selected from the group consisting of aryl, heteroaryl, aralkyl, alkylamino, arylamino, alkylaryl, aralkenyl, heteroaralkyl, alkylheteroaryl, heteroaralkenyl, hydroxy, hydroxyalkyl, alkoxy, aryloxy, aralkoxy, aralkyloxy, acyl, aroyl, halo, nitro, cyano, carboxy, alkoxy carbonyl, aryloxy carbonyl, aralkoxy carbonyl, alkylsulfonyl, arylsulfonyl, heteroarylsulfonyl, alkylsulfinyl, arylsulfinyl, heteroarylsulfinyl, alkylthio, arylthio, heteroarylthio, aralkylthio, heteroaralkylthio, cycloalkyl, cycloalkenyl, Y₁Y₂N-, Y₁Y₂N-alkyl-, Y₁Y₂NC(O)- and Y₁Y₂NSO₂-, wherein Y₁ and Y₂ may be the same or different and are independently selected from the group consisting of hydrogen, alkyl, aryl, and aralkyl.

[0058] "Cycloalkyl" means a non-aromatic mono- or polycyclic fused ring system comprising 3 to 10 ring carbon atoms, preferably 3 to 7 ring carbon atoms, more preferably 3 to 6 ring carbon atoms. The cycloalkyl can be optionally substituted with one or more "ring system substituents" which may be the same or different, and are as defined above. Non-limiting examples of suitable monocyclic cycloalkyls include cyclopropyl, cyclobutyl, cyclopentyl, cyclohexyl and the like. Non-limiting examples of suitable polycyclic cycloalkyls include 1-decalinyl, norbornenyl, adamantyl and the like.

[0059] "Cycloheteroalkyl" means a non-aromatic mono- or polycyclic fused ring system comprising 3 to 10 ring carbon atoms, preferably 3 to 7 ring carbon atoms, more preferably 3 to 6 ring carbon atoms, wherein the cycloheteroalkyl has 1 or 2 heteroatoms independently selected from O, S or N, said heteroatom(s) interrupting a carbocyclic ring structure provided that the rings do not contain adjacent oxygen and/or sulfur atoms. The cycloheteroalkyl can be optionally substituted with one or more "ring system substituents" which may be the same or different, and are as defined above. Non-limiting examples of cycloheteroaryl groups include piperidyl, pyrrolidinyl, piperazinyl, morpholinyl, thiomorpholinyl,

thiazolidinyl, 1,3-dioxolanyl, 1,4-dioxanyl, tetrahydrofuranyl, tetrahydrothiophenyl, tetrahydrothiopyranyl, and the like

[0060] "Oxime" means a $-CH(=NOR^2)-$ radical containing moiety, wherein R^2 is defined above.

[0061] The term "optionally substituted" means optional substitution with the specified groups, radicals or moieties.

[0062] The term "solvate" as used herein means an aggregate that consists of a solute ion or molecule with one or more solvent molecules, for example, a hydrate containing such ions.

[0063] As used herein, the terms "composition" and "formulation" are intended to encompass a product comprising the specified ingredients, as well as any product which results, directly or indirectly, from combination of the specified ingredients.

[0064] "Patient" includes mammals and other animals.

[0065] "Mammal" includes humans and other mammalian animals.

[0066] The term "pharmaceutically effective amount" or "therapeutically effective amount" is intended to mean an amount of a therapeutic agent of the compound of formula I that will have an effect on a tissue, system, animal or patient that is being sought by the administrator (such as a researcher, doctor or veterinarian), which includes alleviation of the symptoms of the condition or disease being treated and the prevention, slowing or halting of progression of the disease or condition, for example, the inflammatory, immunomodulatory or respiratory diseases discussed herein.

[0067] Prodrugs and solvates of the compounds of the invention are also contemplated within the scope of this invention. The term "prodrug", as employed herein, denotes a compound that is a drug precursor which, upon administration to a subject, undergoes chemical conversion by metabolic or chemical processes to yield a compound of formula I or a salt and/or solvate thereof. A discussion of prodrugs is provided in T. Higuchi and V. Stella, Pro-drugs as Novel Delivery Systems (1987) Volume 14 of the A.C.S. Symposium Series, and in Bioreversible Carriers in Drug Design, (1987) Edward B. Roche, ed., American Pharmaceutical Association and Pergamon Press, both of which are incorporated herein by reference thereto.

[0068] The compounds of formula I can form salts, solvates and prodrugs which are also within the scope of this invention. Reference to a compound of formula I herein is understood to include reference to salts, solvates and prodrugs thereof, unless otherwise indicated.

[0069] The term "salt(s)", as employed herein, denotes acidic salts formed with inorganic and/or organic acids, as well as basic salts formed with inorganic and/or organic bases. In addition, when a compound of formula I contains both a basic moiety, such as, but not limited to, a pyridine or imidazole, and an acidic moiety, such as, but not limited to a carboxylic acid, zwitterions ("inner salts") may be formed and are included within the term "salt(s)" as used herein. Pharmaceutically acceptable (i.e., non-toxic, physiologically acceptable) salts are preferred, although other salts are also useful. Salts of the compounds of the formula I may be formed, for example, by reacting a compound of formula I with an amount of acid or base, such as an equivalent amount, in a medium such as one in which the salt precipitates or in an aqueous medium followed by lyophilization.

[0070] Exemplary acid addition salts include acetates, adipates, alginates, ascorbates, aspartates, benzoates, benzenesulfonates, bisulfates, borates, butyrates, citrates, camphorates, camphorsulfonates, cyclopentanepropionates, digluconates, dodecylsulfates, ethanesulfonates, fumarates, glucoheptanoates, glycerophosphates, hemisulfates, heptanoates, hexanoates, hydrochlorides, hydrobromides, hydroiodides, 2-hydroxyethanesulfonates, lactates, maleates, methanesulfonates, 2-naphthalenesulfonates, nicotines, nitrates, oxalates, pectinates, persulfates, 3-phenylpropionates, phosphates, picrates, pivalates, propionates, salicylates, succinates, sulfates, sulfonates (such as those mentioned herein), tartarates, thiocyanates, toluenesulfonates (also known as tosylates,) undecanoates, and the like. Additionally, acids which are generally considered suitable for the formation of pharmaceutically useful salts from basic pharmaceutical compounds are discussed, for example, by S. Berge et al, Journal of Pharmaceutical Sciences (1977) 66(1) 1-19; P. Gould, International J. of Pharmaceutics (1986) 33 201-217; and Anderson et al, The Practice of Medicinal Chemistry (1996), Academic Press, New York). These disclosures are incorporated herein by reference thereto.

[0071] Exemplary basic salts include ammonium salts, alkali metal salts such as sodium, lithium, and potassium salts, alkaline earth metal salts such as calcium and magnesium salts, salts with organic bases (for example, organic amines) such as benzathines, dicyclohexylamines, hydrabamines (formed with N,N-bis(dehydroabietyl)ethylenediamine), N-methyl-D-glucamines, N-methyl-D-glucamides, t-butyl amines, and salts with amino acids such as arginine, lysine and the like. Basic nitrogen-containing groups may be quarternized with agents such as lower alkyl halides (e.g. methyl, ethyl, propyl, and butyl chlorides, bromides and iodides), dialkyl sulfates (e.g. dimethyl, diethyl, dibutyl, and diamyl sulfates), long chain halides (e.g. decyl, lauryl, myristyl and stearyl chlorides, bromides and iodides), aralkyl halides (e.g. benzyl and phenethyl bromides), and others.

[0072] All such acid salts and base salts are intended to be pharmaceutically acceptable salts within the scope of the invention and all acid and base salts are considered equivalent to the free forms of the corresponding compounds for purposes of the invention.

[0073] Compounds of formula I, and salts and solvates and prodrugs thereof, may exist in their tautomeric form (for example, as an amide or imino ether). All such tautomeric forms are contemplated herein as part of the present invention.

[0074] All stereoisomers (for example, geometric isomers, optical isomers and the like) of the present compounds

(including those of the salts, solvates and prodrugs of the compounds as well as the salts and solvates of the prodrugs), such as those which may exist due to asymmetric carbons on various substituents, including enantiomeric forms (which may exist even in the absence of asymmetric carbons), rotameric forms, atropisomers, and diastereomeric forms, are contemplated within the scope of this invention. Individual stereoisomers of the compounds of the invention may, for example, be substantially free of other isomers, or may be admixed, for example, as racemates or with all other, or other selected, stereoisomers. The chiral centers of the present invention can have the S or R configuration as defined by the IUPAC 1974 Recommendations. The use of the terms "salt", "solvate" "prodrug" and the like, is intended to equally apply to the salt, solvate and prodrug of enantiomers, stereoisomers, rotamers, tautomers, racemates or prodrugs of the inventive compounds.

[0075] The present invention also relates to a pharmaceutical composition comprising one or more compounds of formula I of this invention. Preferably, the pharmaceutical composition includes one or more pharmaceutically acceptable carriers. For preparing pharmaceutical compositions from the compounds described by this invention, inert, pharmaceutically acceptable carriers can be used. Such carriers can be either solid or liquid. Solid form preparations include powders, tablets, dispersible granules, capsules, cachets and suppositories. The powders and tablets can be comprised of from about 5 to about 95 percent active ingredient. Suitable solid carriers are known in the art, e.g., magnesium carbonate, magnesium stearate, talc, sugar or lactose. Tablets, powders, cachets and capsules can be used as solid dosage forms suitable for oral administration. Examples of pharmaceutically acceptable carriers and methods of manufacture for various compositions can be found in A. Gennaro (ed.), Remington's Pharmaceutical Sciences, 18th Edition, (1990), Mack Publishing Co., Easton, Pennsylvania.

[0076] For preparing suppositories, a low melting wax such as a mixture of fatty acid glycerides or cocoa butter is first melted, and the active ingredient is dispersed homogeneously therein as by stirring. The molten homogeneous mixture is then poured into convenient sized molds, allowed to cool and thereby solidify.

[0077] Liquid form preparations include solutions, suspensions and emulsions. One example includes water or water-propylene glycol solutions for parenteral injection.

[0078] Liquid form preparations may also include solutions for intranasal administration.

[0079] Aerosol preparations suitable for inhalation may include solutions and solids in powder form, which may be in combination with a pharmaceutically acceptable carrier, such as an inert compressed gas.

[0080] Also included are solid form preparations which are intended to be converted, shortly before use, to liquid form preparations for either oral or parenteral administration. Such liquid forms include solutions, suspensions and emulsions.

[0081] The compounds of the invention may also be deliverable transdermally. The transdermal compositions can take the form of creams, lotions, aerosols and/or emulsions and can be included in a transdermal patch of the matrix or reservoir type as are conventional in the art for this purpose.

[0082] The compounds of the invention can be used in a method of stimulating cannabinoid CB₂ receptors in a patient comprising administering to a patient a CB₂ receptor stimulating amount of one or more compounds of formula I. The daily dose of a compound of formula I for stimulating cannabinoid CB₂ receptors in a patient can range from about 0.001 mg/kg to about 100 mg/kg of body weight per day, preferably from about 0.001 mg/kg to about 50 mg/kg of body weight per day, more preferably from about 0.001 mg/kg to about 10 mg/kg of body weight per day.

[0083] The compounds of the invention can be used in a method of treating cancer, inflammatory diseases, immunomodulatory diseases, or respiratory diseases comprising administering to a patient in need of such treatment one or more compounds of formula I. Preferably, the amount of compound I administered in this method is a therapeutically effective amount. The daily dose of a compound of formula I for treatment of a disease or condition can range from about 0.001 mg/kg to about 100 mg/kg of body weight per day, preferably from about 0.001 mg/kg to about 50 mg/kg of body weight per day, more preferably from about 0.001 mg/kg to about 10 mg/kg of body weight per day. For an average body weight of 70kg, the dosage level can range from about 0.1 mg to about 700 mg of drug per day, given in a single dose or 2-4 divided doses. The exact dose, however, is determined by the attending clinician and is dependent on the potency of the compound administered, the age, weight, condition and response of the patient.

[0084] The compounds of the present invention can exhibit anti-inflammatory and/or immunomodulatory activity and are useful in the treatment of various medical conditions listed below. This utility is manifested as demonstrated by activity in the following assay.

[0085] Potential cannabinoid receptor ligands were screened for the ability to compete with [³H] CP-55,940 for binding to recombinant cannabinoid receptors. Test compounds were serially diluted in Diluent Buffer (50 mM Tris pH 7.1, 1 mM EDTA, 3 mM MgCl₂, 0.1% BSA, 10% DMSO, 0.36% methyl cellulose (Sigma M-6385)) from stocks prepared in 100% DMSO. Aliquots (10 μl) were transferred into 96-well microtiter plates. Membrane preparations of recombinant human cannabinoid CB₂ receptor (Receptor Biology #RB-HCB2) or recombinant human cannabinoid CB₁ receptor (Receptor Biology #RB-HCB1) were diluted to 0.3 mg/ml in Binding Buffer (50 mM Tris pH 7.2, 1 mM EDTA, 3 mM MgCl₂, 0.1% BSA). Aliquots (50 μl) were added to each well of the microtiter plate. The binding reactions were initiated by addition of [³H] CP-55,940 (New England Nuclear # NET 1051; specific activity =180 Ci/mmol available from New England Nuclear) to each well of the microtiter plate. Each 100 μl reaction mixture contained 0.48 nM [³H] CP-55,940,

8 ug membrane protein in binding buffer containing 1% DMSO and 0.036 % methyl cellulose. Following incubation for 2 hours at room temperature, the reaction mixtures were filtered through 0.5% polyethylenimine-coated GF/C filter plates (UniFilter-96, Packard) with a TomTec Mark 3U Harvester (Hamden, CT). The filter plate was washed 5 times with binding buffer, rotated 180°, then re-washed 5 times with binding buffer. Bound radioactivity was quantitated following addition of 30 µl of Packard Microscint 20 scintillant in a Packard TopCount NXT microplate scintillation counter. The resulting data was analyzed and Ki values for the compounds were determined using non-linear regression analysis performed using Prism 2.0b (from GraphPad, San Diego, CA). The data was analyzed and the cannabinoid receptor binding activity (Ki values) of the compounds were determined using GraphPad Prim.

[0086] For compounds of this invention, a range of Ki values ranging from about 0.1 nM to about 1 µM was observed. Preferred compounds 1-67 have Ki values ranging from about 0.1nM to about 250 nM, preferably from about 0.1 to about 100nM, more preferably from about 0.1 to about 10 nM.

[0087] It is contemplated that a compound of this invention can be useful in treating one or more of these diseases listed below.

[0088] Non-limiting examples of the cancer, inflammatory diseases, immunomodulatory diseases, and respiratory diseases include diseases selected from the group consisting of cutaneous T cell lymphoma, rheumatoid arthritis, systemic lupus erythematosus, multiple sclerosis, glaucoma, diabetes, osteoporosis, renal ischemia, myocardial infarction, cerebral stroke, cerebral ischemia, nephritis, hepatitis, glomerulonephritis, cryptogenic fibrosing aveolitis, psoriasis, atopic dermatitis, vasculitis, allergy, seasonal allergic rhinitis, Crohn's disease, inflammatory bowel disease, reversible airway obstruction, adult respiratory distress syndrome, asthma, chronic obstructive pulmonary disease (COPD) and bronchitis. Compound I of the invention can be administered as a monotherapy. Additionally, compound I of the present invention can be co-administered or used in combination with one or more disease-modifying antirheumatic drugs (DMARDs) such as methotrexate, azathioprine, leflunomide, penicillamine, gold salts, mycophenolate mofetil, cyclophosphamide and other similar drugs. They can also be co-administered with or used in combination with one or more non-steroidal anti-inflammatory drugs (NSAIDs) such as piroxicam, naproxen, indomethacin, ibuprofen and the like; COX-2 selective inhibitors such as rofecoxib, which is in Vioxx® (from Merck & Company, Whitehouse Station, NJ) and celecoxib, which is in Celebrex® (from Pfizer Inc., New York, New York); COX-1 inhibitors such as Piroxicam, which is in Feldene® (from Pfizer Inc., New York, New York); immunosuppressives such as steroids, cyclosporine, Tacrolimus, rapamycin and the like; biological response modifiers (BRMs) such as etanercept, which is in Enbrel® (from Wyeth-Ayerst, Philadelphia, PA), infliximab, which is in Remicade® (from Centocor, Inc., Malvern, PA), IL-1 antagonists, anti-CD40, anti-CD28, IL-10, anti-adhesion molecules and the like; and other anti-inflammatory agents such as p38 kinase inhibitors, PDE4 inhibitors, TACE inhibitors, chemokine receptor antagonists, Thalidomide, which is in Thalomid® (Celgene Corporation, Warren, NJ) and other small molecule inhibitors of pro-inflammatory cytokine production. Other drugs that the compounds of the invention can be co-administered or used in combination with include Anaprox, Arava, Arthrotec, Azulfidine, Aspirin, Cataflam, Celestone Soluspan, Clinoril, Cortone Acetate, Cuprimine, Daypro, Decadron, Depen, Depo-Medrol, Disalcid, Dolobid, Naprosyn, Gengraf, Hydrocortone, Imuran, Indocin, Lodine, Motrin, Myochrysin, Nafion, Naprelan, Neoral, Orudis, Oruvail, Pediapred, Plaquenil, Prelone, Relafen, Solu-Medrol, Tolectin, Trilisate and Volataren. These include any formulation of the above named drugs.

[0089] For the treatment of multiple sclerosis, the compounds of the invention can be co-administered or used in combination with one or more additional agents, which may be the same or different, and are independently selected from the group consisting of Avonex® (Interferon B-1a from Biogen), Betaseron® (Interferon B-1b from Berlex) and Copaxone® (glatiramer acetate from Teva Neuroscience incorporated).

[0090] For combination treatment with more than one active agent, where the active agents are in separate dosage formulations, the active agents can be administered separately or in conjunction. In addition, the administration of one element can be prior to, concurrent to, or subsequent to the administration of the other agent, or other agents. Ideally, the active agents should be given at the same time.

[0091] Another aspect of the invention relates to a kit for treating cancer, inflammatory diseases, immunomodulatory diseases, and respiratory diseases comprising in one or more containers an active compound for stimulating cannabinoid CB₂ receptors in a patient which comprises in one or more containers, one or more compounds according to claim 1 in one or more pharmaceutically acceptable carriers. Preferably, the amount of compound I in the kit is a therapeutically effective amount. The daily dose of a compound of formula I for treatment of a disease or condition can range from about 0.001 mg/kg to about 100 mg/kg of body weight per day, preferably from about 0.001 mg/kg to about 50 mg/kg of body weight per day, more preferably from about 0.001 mg/kg to about 10 mg/kg of body weight per day.

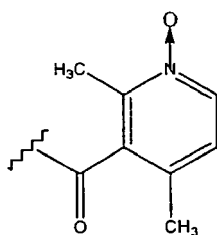
[0092] The Compounds of the present invention and the compounds that are disclosed herein as comparative examples are generally prepared by processes known in the art, for example by the processes described below.

[0093] The following abbreviations are used in the procedures and schemes:

aqueous (aq), anhydrous (anhyd), n-Butyllithium (n-BuLi), dibromodimethylhydantoin (DBDMH), diisopropylethylamine (DIPEA), diethyl ether (Et₂O), dimethylacetamide (DMA), dimethyl sulfoxide (DMSO), ethanol (EtOH), ethyl

acetate (EtOAc), leaving group (LG), meta-chloroperoxybenzoic acid (MCPBA), methanesulfonic acid (MsOH), methanesulfonyl chloride (MsCl), preparative thin layer chromatography on Merck-silica plates (PTLC), phenyl (Ph), pyridinium chlorochromate (PCC), pyridine (Py), trifluoroacetic anhydride (TFAA), triflic anhydride (Tf₂O), tetrahydrofuran (THF), silica gel chromatography (sgc), thin layer chromatography (TLC), room temperature (rt), hour (h), minutes (min), mole (M), pounds per square inch (psi), and saturated aqueous sodium chloride solution (brine).

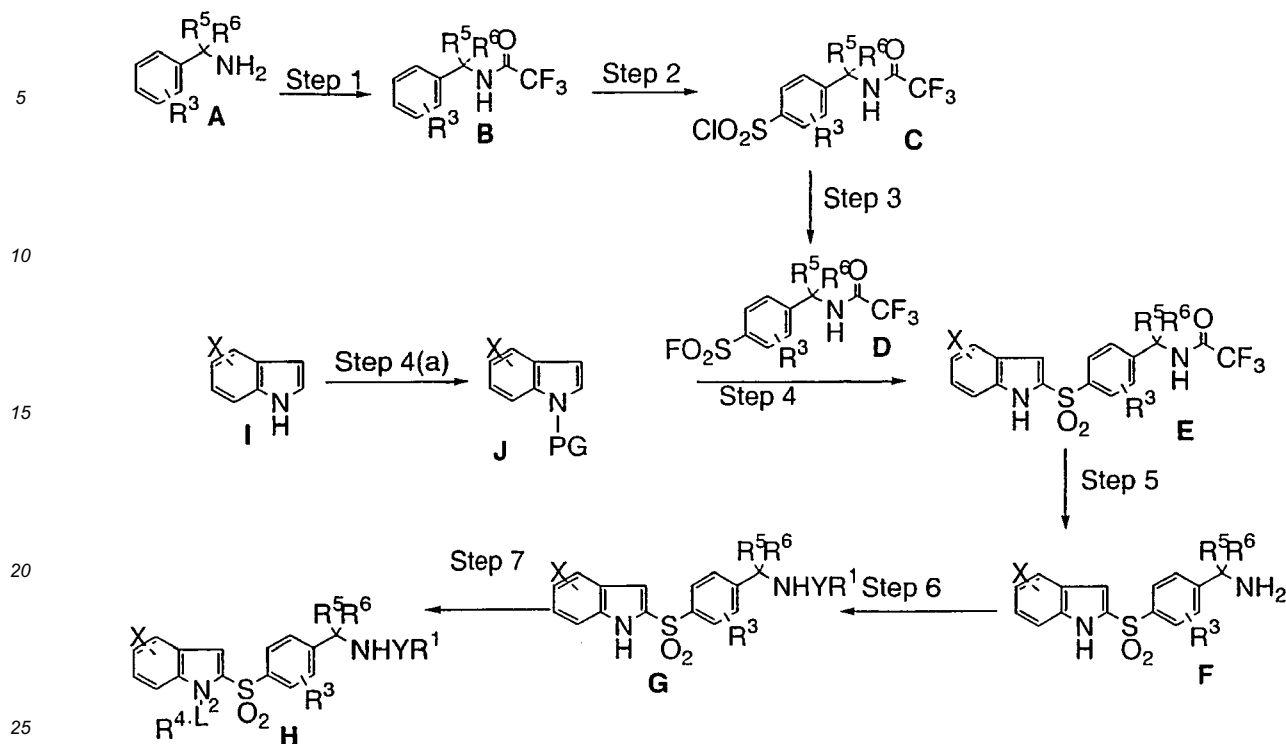
[0094] The substituents L¹, L², M, X, Y, Z, R¹, R², R³, R⁴, R⁵, and R⁶, and the symbols n and p in the general schemes below are defined above. PG represents an N-protecting group. Examples of N-protecting groups suitable in the practice of the invention include allyl, methoxymethyl, benzyloxymethyl, CG₃CO (where G is a halogen), benzyloxycarbonyl, trityl, pivaloyloxymethyl, tetrahydranyl, benzyl, di(p-methoxyphenyl)methyl, triphenylmethyl, (p-methoxyphenyl)diphenylmethyl, diphenylphosphinyl, benzenesulfonyl, methylcarbamate, 2-trimethylsilylethyl carbamate, 1-methyl-1-phenylethyl carbamate, t-butyl carbamate ("t-Boc"), cyclobutyl carbamate, 1-methylcyclobutyl carbamate, adamantyl carbamate, vinyl carbamate, allyl carbamate, cinnamyl carbamate, 8-quinolyl carbamate, 4,5-diphenyl-3-oxazolin-2-one, benzyl carbamate, 9-anthrylmethyl carbamate, diphenylmethyl carbamate, S-benzylcarbamate, and the moiety:



General Scheme I

Preparation of Indole Sulfonyl Linked Compounds

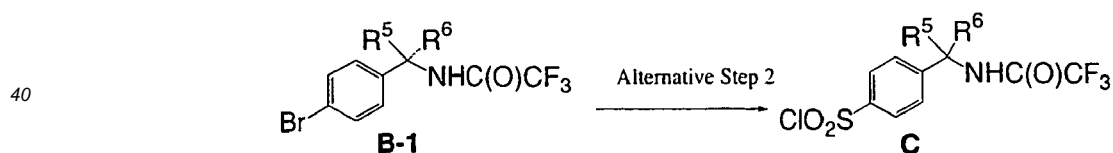
[0095]



[0096] In step 1, trifluoroacetic anhydride is dissolved in a suitable inert solvent such as methylene chloride, chloroform, acetonitrile, dichloroethane and the like, and reacted with compound **A**, preferably at room temperature for 1-5 h, to form compound **B**.

[0097] In step 2, compound **B** is dissolved in ClSO_3H between 0°C and room temperature, stirred at room temperature for about 72 h, and then poured into ice- H_2O . A precipitate is formed containing compound **C**, which can be collected by filtration methods known in the art.

[0098] Alternative step 2:



[0099] In alternative Step 2, compound **B-1** is dissolved in anhydrous THF and cooled to about -78°C and treated with $n\text{BuLi}$. The resulting lithiated species is quenched by bubbling SO_2 gas. The resulting mixture was warmed to room temperature and the precipitated lithium sulfonate salt was collected by filtration. The salt was redissolved in a 1:1 mixture of water to methylene chloride and treated with chlorinating agent such as NCS. After workup, compound **C** was obtained.

[0100] In step 3, compound **C** is dissolved in a suitable solvent such as acetone and H_2O . KF is added and it is stirred at room temperature. After work up, the product (compound **D**) can be purified via methods known in the art such as sgc or crystallization.

[0101] In step 4(a), a protected indole (compound **J**), for example, N-Boc indole, used in step 4 is prepared by dissolving protecting group (PG) as defined above in a suitable inert solvent such as methylene chloride, dichloroethane, THF and DMF, and reacting with an indole derivative (compound **I**) in the presence of dimethylaminopyridine, trimethylamine, and $(i\text{Pr})_2\text{NEt}$. The product (compound **J**) can be purified via sgc or crystallization.

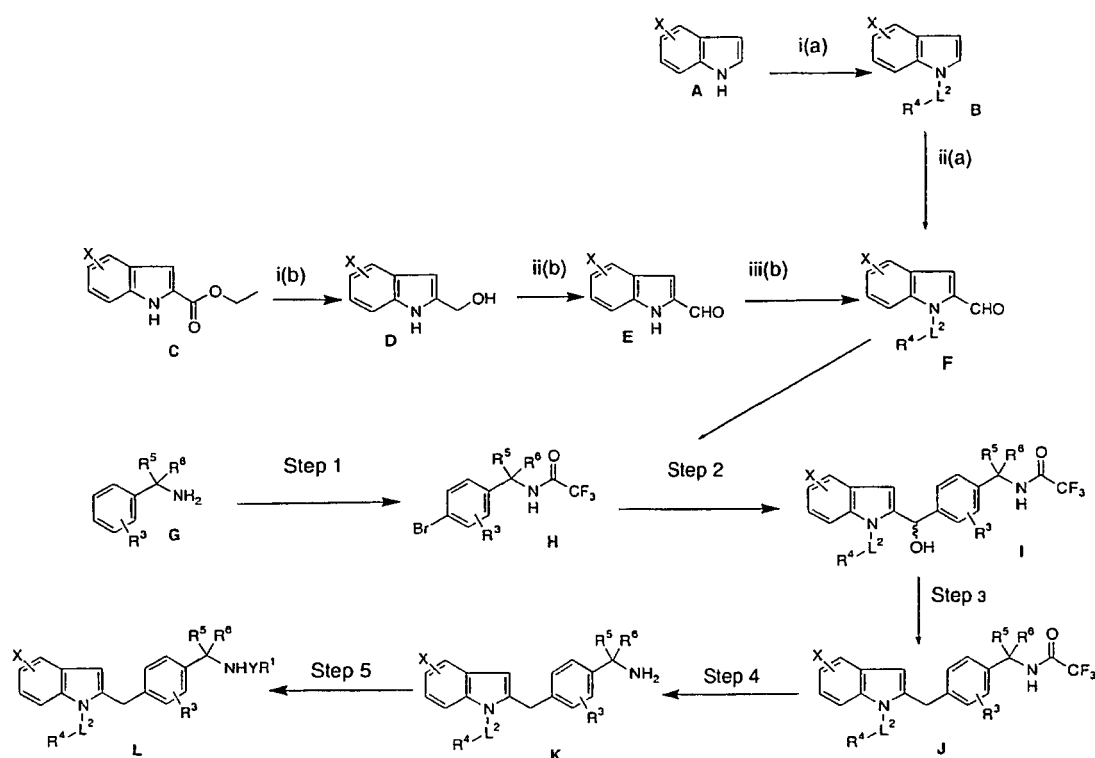
[0102] In step 4, the protected indole (compound **J**) is dissolved in a suitable solvent such as EtOAc or ether, cooled in a dry ice/IPA bath and treated with $n\text{-BuLi}$. The resulting anion is trapped with compound **D**. The product, compound **E**, can be purified via chromatography or crystallization.

[0103] In step 5, compound **E** is dissolved in a suitable solvent such as dioxane, ethanol, methanol or THF and an alkali metal hydroxide or carbonate such as lithium hydroxide or potassium carbonate is added either as an aqueous solution or as a solid. The reaction mixture is stirred at room temperature for 0.5-24 h. The product, compound **F**, can be purified via sgc or crystallization.

[0104] In step 6, a combination of compound **F** and a tertiary amine base is dissolved in a suitable solvent such as methylene chloride or dioxane, at room temperature, cooled, and a suitable electrophile represented by $R^1\text{-Y-LG}$ is added, wherein LG is preferably Cl or F. The reaction mixture is stirred between $-78\text{ }^\circ\text{C}$ and room temperature for about 0.5 to about 48 h. The product (compound **G**) can be purified via sgc or crystallization.

[0105] In step 7, compound **G** is dissolved in a suitable inert solvent such as THF, methylene chloride, dichloroethane, or ether. Aqueous NaOH is used as a base. An electrophile represented by $R^4\text{-L}^2\text{-LG}$, wherein LG is preferably Cl, is added and the reaction mixture is stirred in the presence of a phase-transfer catalyst (such as tetrabutyl ammonium hydrogen sulfate, methyl-n-butylammonium chloride, or benzyltriethylammonium hydroxide) between $0\text{ }^\circ\text{C}$ and $100\text{ }^\circ\text{C}$ for about 0.5 to about 48 h. The product (compound **H**) can be purified via sgc or crystallization.

General Scheme II



Description of Reactions-General Scheme II

[0106] In step 1, trifluoroacetic anhydride is dissolved in a suitable inert solvent, such as methylene chloride or dichloroethane, and reacted with a benzyl amine (compound **G**) at room temperature for 1-5 h. MsOH (2 eq) is added followed by DBDMH and the reaction mixture is stirred, preferably overnight at room temperature, and subjected to aqueous work up. The benzyl amide product (compound **H**) is recrystallized, preferably from a mixture of Et_2O and hexanes.

[0107] In step 2, compound **H** is dissolved in a suitable solvent such as THF or ether, cooled in a dry ice/acetone bath ($-78\text{ }^\circ\text{C}$) and treated with *n*-BuLi. The dianion is then treated with a THF solution containing compound **F**. The resulting mixture is warmed to about rt and stirred for about 10 h. The product (compound **I**) can be purified by chromatography.

[0108] In step 3, compound **I** is dissolved in a suitable inert solvent such as THF, methylene chloride or dichloroethane, and reacted with Et_3SiH and TFA between $0\text{ }^\circ\text{C}$ and $100\text{ }^\circ\text{C}$ for about 0.5 to about 48 h. After work up, the product (compound **J**) can be purified via chromatography.

[0109] In step 4, compound **J** is dissolved in a suitable solvent such as dioxane, ethanol, methanol or THF, and an alkali metal hydroxide or carbonate such as lithium hydroxide or potassium carbonate is added either as an aqueous solution or as a solid. The reaction mixture is stirred at room temperature for 0.5-24 h. The product (compound **K**) can

be purified via sgc or crystallization.

[0110] In step 5, a combination of compound **K** and a tertiary amine base is dissolved in a suitable solvent such as methylene chloride, THF, dichloroethane or dioxane, preferably at room temperature. The reaction mixture is cooled, and a suitable electrophile, represented by the formula R^1-Y-LG wherein LG is preferably Cl or F , is added. The reaction mixture is stirred preferably at a temperature between $-78\text{ }^\circ\text{C}$ and room temperature for about 0.5 to about 48 h. The product (compound **L**) can be purified via sgc or crystallization.

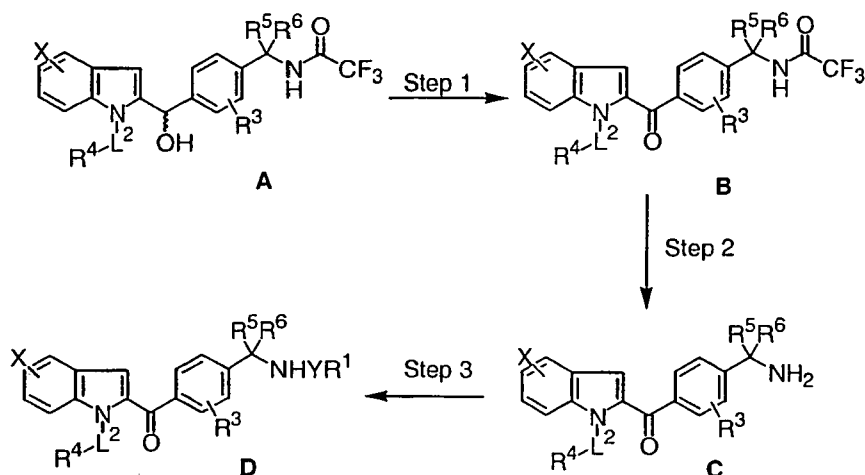
[0111] The aldehyde (compound **F**) used in step 2 is prepared by one of the following two procedures:

1) Treating an indole derivative (compound **A**) with a suitable base, such as $NaOH$, KOH , NaH , $(iPr)_2NEt$, or $nBuLi$, in the presence of an electrophile represented by the formula R^4-L^2-LG , wherein LG is preferably Cl , followed by regioselective ortho lithiation of the product (compound **B**) and trapping with DMF to form compound **F**.

2) Indole carboxylate (compound **C**) is dissolved in a suitable inert solvent such as THF or ether, and reduced with LAH preferably between $0\text{ }^\circ\text{C}$ and $100\text{ }^\circ\text{C}$ for about 0.5 to about 48 h. The corresponding alcohol (compound **D**) is dissolved in a suitable inert solvent such as methylene chloride or dichloroethane, and is oxidized with MnO_2 between $0\text{ }^\circ\text{C}$ and $100\text{ }^\circ\text{C}$ for about 0.5 to about 48 h. The product (compound **E**) is dissolved in a suitable inert solvent such as THF, dichloroethane, DMF or methylene chloride, and an aqueous base such as $NaOH$, KOH , or $(iPr)_2NEt$. An electrophile represented by the formula R^4-L^2-LG , wherein LG preferably is Cl , is added and the reaction mixture is stirred in the presence of a phase-transfer catalyst (such as tetrabutyl ammonium hydrogen sulfate, methyl-n-butylammonium chloride, or benzyltriethylammonium hydroxide) between $0\text{ }^\circ\text{C}$ and $100\text{ }^\circ\text{C}$ for about 0.5 to about 48 h. The product (compound **F**) can be purified via sgc or crystallization.

General Scheme III

Preparation of Indole Carbonyl Linked Compounds



Description of Reactions-General Scheme III:

[0112] In step 1, compound **A** (the product of step 2 of Scheme II) is oxidized with PCC , in a suitable inert solvent such as methylene chloride, dichloroethane, or THF, to the carbonyl compound (**B**) by stirring preferably at rt for about 18 h.

[0113] In step 2, compound **B** is dissolved in a suitable solvent such as dioxane, ethanol, methanol or THF and an alkali metal hydroxide or carbonate such as lithium hydroxide or potassium carbonate is added either as an aqueous solution or as a solid. The reaction mixture is stirred at room temperature for 0.5-24 h. The product (compound **C**) can be purified via sgc or crystallization.

[0114] In step 3, a combination of compound **C** and a tertiary amine base is dissolved in a suitable solvent such as methylene chloride or dioxane, at room temperature, cooled, and a suitable electrophile represented by the formula R^1-Y-LG , wherein LG is preferably Cl , is added. The reaction mixture is stirred preferably between $-78\text{ }^\circ\text{C}$ and room temperature for about 0.5 to about 48 h. The product (compound **D**) can be purified via sgc or crystallization.

General Scheme IV

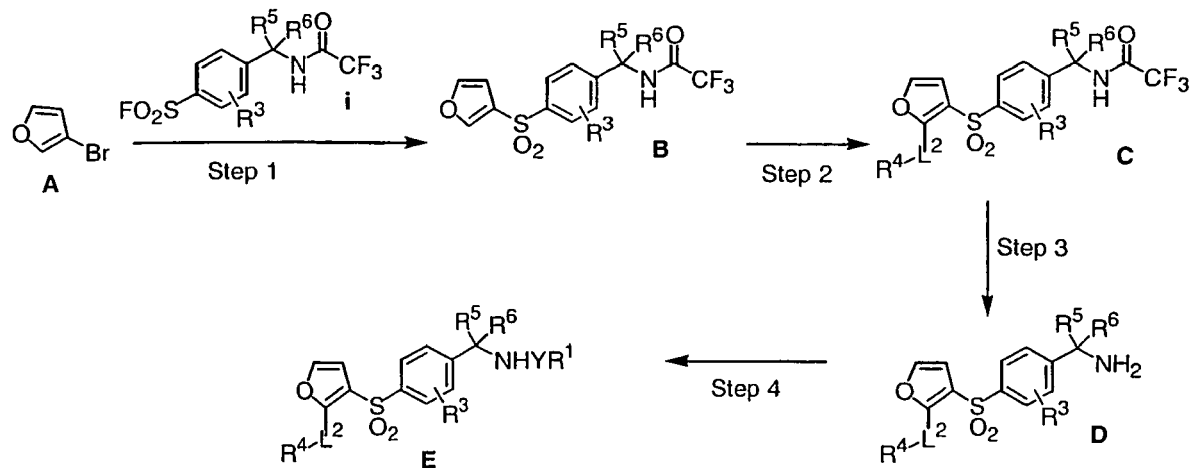
Preparation of Furanyl Compounds

5

10

15

20



25

Description of Reactions-General Scheme IV:

30

[0115] In step 1, the Bromo-furan (Compound A) (obtained from Aldrich Chemical Company, Inc. Milwaukee, WI) is dissolved in THF or ether, cooled in a dry ice/IPA bath and treated with t-BuLi. The resulting anion is trapped with the sulfonyl fluoride compound (Compound i) which is prepared in step 3 of Scheme I. The product (compound B) can be purified via chromatography or crystallization.

35

[0116] In step 2, compound B is dissolved in THF or ether, and treated with a base such as t-BuLi at -78 °C to form a dianion, which is trapped with a suitable electrophile represented by R⁴-L²-LG, wherein LG is preferably Cl or F. The reaction mixture is quenched with a suitable proton source such as aq NH₄Cl or phosphate buffer, then extracted with a suitable solvent such as EtOAc, ether or methylacetone. The product (compound C) can be purified via sgc or crystallization.

40

[0117] In step 3, compound C is dissolved in a suitable solvent, such as dioxane, ethanol, methanol or THF. An alkali metal hydroxide or carbonate, such as lithium hydroxide, potassium carbonate, NaOH, KOH or sodium carbonate, is added either as an aqueous solution or as a solid. The reaction mixture is stirred preferably at room temperature for 0.5-24 h. The product (compound D) can be purified via sgc or crystallization.

[0118] In step 4, a combination of compound D and a tertiary amine base is dissolved in a suitable solvent, such as methylene chloride, THF, dichloroethane or dioxane, at room temperature, cooled, and a suitable electrophile represented by the formula R¹-Y-LG is added, wherein LG is preferably Cl.

45

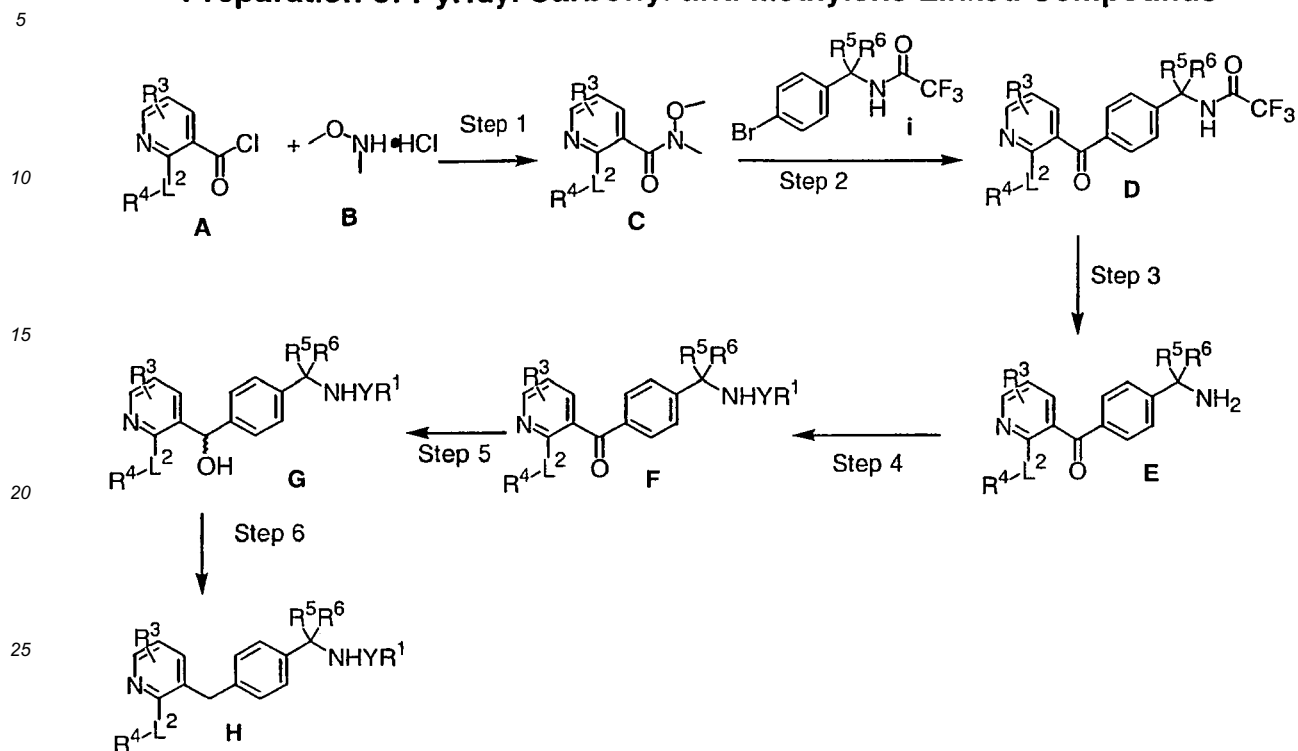
[0119] The reaction mixture is stirred preferably between -78 °C and room temperature for about 0.5 to about 48 h. The product (Compound E) can be purified via sgc or crystallization.

50

55

General Scheme V

Preparation of Pyridyl Carbonyl and Methylene Linked Compounds



[0120] In step 1, the acyl chloride (compound **A**) and N-methoxy-N-methylamine HCl (compound **B**) which is commercially available are dissolved in a suitable solvent, such as THF, dioxane or CH_2Cl_2 , and treated with a base such as triethylamine, $(i\text{Pr})_2\text{NEt}$ and/or DMAP, preferably at room temperature for 0.5-24 h. The product (compound **C**) can be purified via sgc or crystallization.

[0121] In step 2, compound **i**, which is prepared in step 1 of Scheme II, is dissolved in THF, cooled in a dry ice/IPA bath and treated with $n\text{-BuLi}$. The resulting anion is trapped with compound **C**. The product (compound **D**) can be purified via chromatography or crystallization.

[0122] In step 3, the compound **D** is dissolved in a suitable solvent such as dioxane, ethanol, methanol or THF and an alkali metal hydroxide or carbonate such as lithium hydroxide or potassium carbonate is added either as an aqueous solution or as a solid. The reaction mixture is stirred at room temperature for 0.5-24 h. The product (compound **E**) can be purified via sgc or crystallization.

[0123] In step 4, a combination of compound **E** and a tertiary amine base is dissolved in a suitable solvent such as methylene chloride or dioxane, at room temperature, cooled, and a suitable electrophile represented by $\text{R}^1\text{-Y-LG}$, wherein LG is preferably Cl. The reaction mixture is stirred between -78°C and room temperature for about 0.5 to about 48 h. The product (compound **F**) can be purified via sgc or crystallization.

[0124] In step 5, compound **F** is dissolved in a suitable solvent such as methanol. NaBH_4 is added at 0°C . The reaction mixture is then stirred between -78°C and room temperature for about 0.5 to about 48 h. The product (compound **G**) can be purified via sgc or crystallization.

[0125] In step 6, compound **G** is dissolved in a suitable solvent such as methylene chloride, and treated with Et_3SiH and TFA at room temperature for 0.5 to 120 h. The product (compound **H**) can be purified via sgc or crystallization.

General Scheme VI

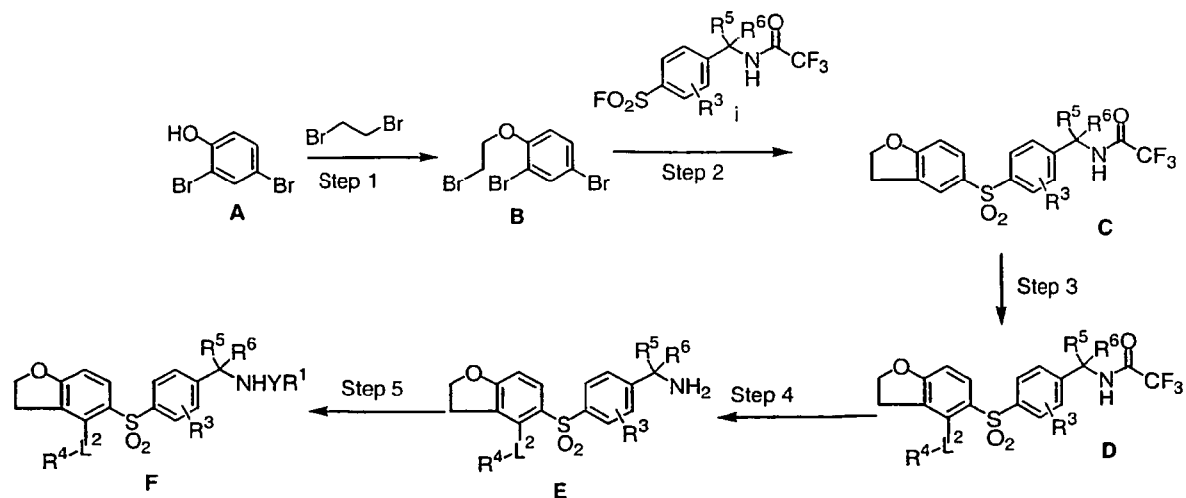
Preparation of Dihydrofuran Compounds

5

10

15

20



25 Description of Reactions-General Scheme VI:

[0126] In step 1, 2,4-dibromophenol (Compound **A**) (obtained from Aldrich Chemical Company, Inc. Milwaukee, WI) and dibromoethane are dissolved in a suitable solvent, such as methylene chloride, benzene, dichloroethane or toluene, and an aqueous base such as NaOH, KOH or LiOH. The reaction mixture is stirred in the presence of a phase-transfer catalyst (such as tetrabutyl ammonium hydrogen sulfate, methyl-n-butylammonium chloride, or benzyltriethylammonium hydroxide) between 0 °C and 100 °C for about 0.5 to about 48 h. The product (compound **B**) can be purified via sgc or crystallization.

[0127] In step 2, compound **B** is dissolved in THF or ether, preferably between -78 °C to -100 °C. After stirring, the reaction mixture is treated with another portion of base at preferably between -78 °C to -100 °C. The resulting anion is trapped with compound (i) prepared in step 3 of Scheme I. The product (compound **C**) can be purified via chromatography or crystallization.

[0128] In step 3, the product of step 2 (compound **C**) is dissolved in THF or ether, and treated with a base such as n-BuLi, preferably between -78 °C and -100 °C to form a dianion, which is trapped with a suitable electrophile represented by R⁴-L²-LG. The reaction mixture is quenched with a suitable proton source such as aq NH₄Cl or phosphate buffer, then extracted with EtOAc or ether. The product (compound **D**) can be purified via sgc or crystallization.

[0129] In step 4, the product of step 3 (compound **D**) is dissolved in a suitable solvent such as dioxane, ethanol, methanol or THF and an alkali metal hydroxide or carbonate such as lithium hydroxide or potassium carbonate is added either as an aqueous solution or as a solid. The reaction mixture is stirred preferably at room temperature for 0.5-24 h. The product (compound **E**) can be purified via sgc or crystallization.

[0130] In step 5, a combination of the product of step 4 (compound **E**) and a tertiary amine base, such as triethylamine or (iPr)₂NEt, is dissolved in a suitable solvent such as methylene chloride, dichloroethane or dioxane, at room temperature, cooled, and a suitable electrophile represented by R¹-Y-LG is added wherein LG preferably represents Cl. The reaction mixture is stirred preferably between -78 °C and room temperature for about 0.5 to about 48 h. The product (Compound **F**) can be purified via sgc or crystallization.

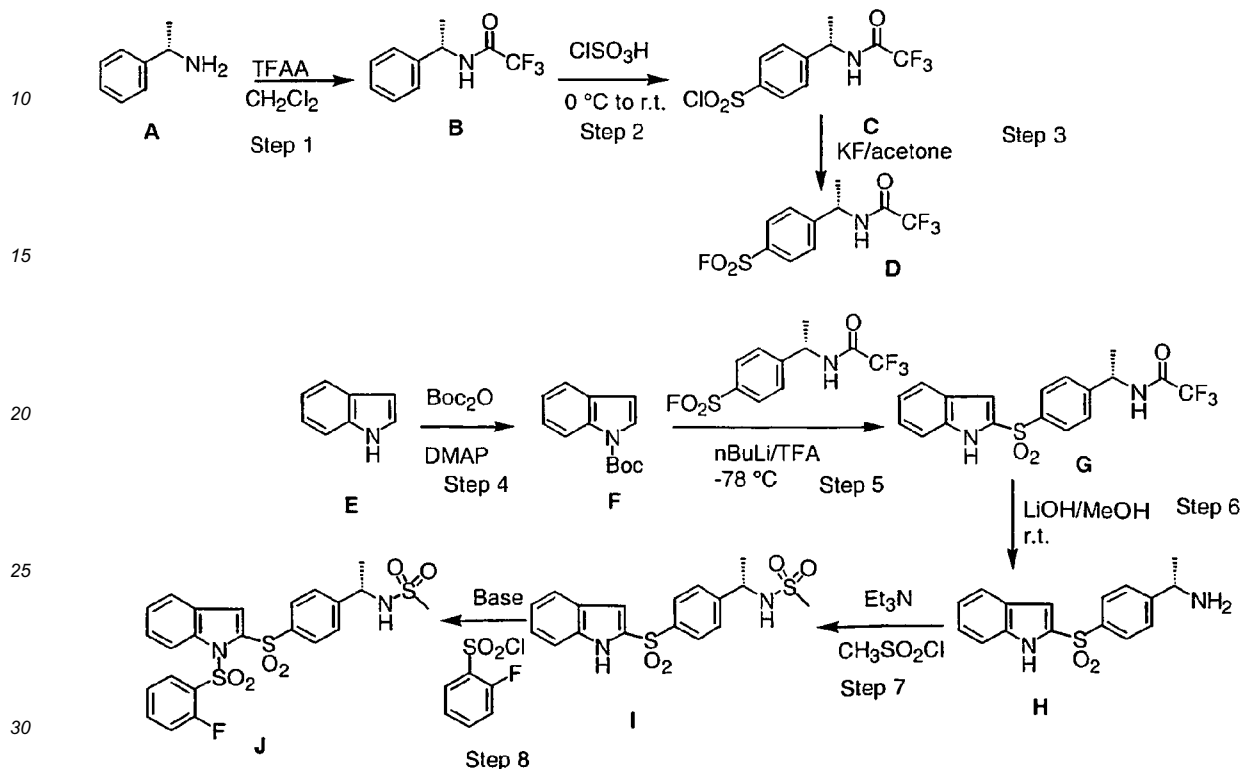
[0131] Those skilled in the art will appreciate that similar reactions to those described in the above schemes can be carried out on other compounds of formula I as long as substituents present would not be susceptible to the reaction conditions described. Starting materials for the above processes are either commercially available, known in the art, or prepared by procedures well known in the art.

[0132] The invention disclosed herein is exemplified by the following preparation and examples which should not be construed to limit the scope of the disclosure. Alternative mechanistic pathways and analogous structures can be apparent to those skilled in the art.

EXAMPLES

EXAMPLE I

[0133]

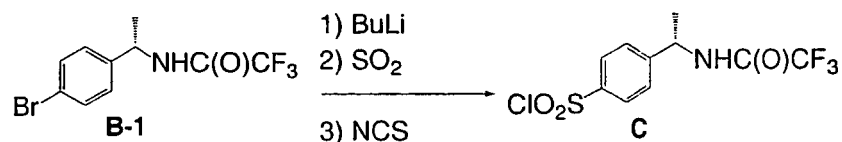


[0134] Step 1. Trifluoroacetic anhydride (33.5 ml, 0.24 mol) was dissolved in CH_2Cl_2 (200 ml) and cooled in an ice-bath. A solution of (S)- α -methyl benzylamine (28.28 ml, 0.232 mol) (obtained from Aldrich Chemical Company, Inc. Milwaukee, WI) dissolved in CH_2Cl_2 (50 ml) was added and stirred for 10 h. The reaction was washed 4 x 100 ml water, 2 x 100 ml aq. NaHCO_3 , and 1 x 100 ml brine. The organics were dried and concentrated. The crude product (compound **B**) was taken to step 2 without additional purification.

[0135] Step 2: Compound **B** from step 1 was dissolved in 100 ml of chlorosulfonic acid at 0 °C and stirred for 72 h allowing the temperature to rise to about room temperature. The reaction mixture was poured into a 500 ml ice- H_2O mixture and stirred vigorously for 2 h. The product (compound **C**) was collected by filtration, recrystallized from ether, and dried under reduced pressure to yield 52 g of pure **C**.

Alternative Step 2:

[0136]



[0137] In a flame dried flask under N_2 blanket, compound **B-1** (10 g, 33.8 mmol) (Compound **E** from example 4) was dissolved in dry THF (100 mL) and cooled to -78 °C. A solution of n-butyl lithium (2.0 M in hexanes, 34 mL, 68.0 mmol) was added and the reaction mixture was stirred for 20 minutes. A solution of SO_2 in Et_2O (300 mL) was added and the reaction was stirred for one hour. The reaction mixture was slowly warmed up to room temperature and stirred overnight.

Solid was collected by suction filtration and then washed with Et₂O. This solid was dissolved in a mixture of H₂O (50 ml) and CH₂Cl₂ (60 mL). NCS (4.5 g, 33.7 mmol) and acetic acid (1.8 g) were added and the reaction was stirred at rt for 2 h. The layers were separated and the organic layer washed with NaHCO₃ (100 mL) and brine (100 mL x 2), respectively. The organic layer was dried over Na₂SO₄ and then concentrated to dryness to give the corresponding sulfonyl chloride compound C 4.35 g (41%).

[0138] Step 3: To a round-bottom flask was added compound C (4.0 g, 13 mmol) and KF (2.2 g, 38 mmol) followed by addition of acetone (40 mL) and water (40 mL). The reaction mixture was stirred at room temperature overnight. The solvent was then removed. Methylene chloride (40 mL) was added and it was washed with aqueous NaCl solution (40 mL). The organic layer was dried over Na₂SO₄ and then concentrated to dryness to give 3.75 g (99%) of compound D.

[0139] Step 4: Indole (10 g, 85 mmol) (compound E) and Boc₂O (18.79 g, 85 mmol) were dissolved in methylene chloride (200 mL). DMAP (cat.) was added and the reaction was stirred at room temperature overnight. The reaction mixture was washed with aqueous NaCl solution (100 mL). The organic layer was dried over Na₂SO₄ and concentrated to dryness. The crude product was purified via sgc (25% EtOAc/hexanes) to give 18.6 g (100%) of compound F.

[0140] Step 5: In a flame dried flask under N₂ blanket, compound F (2.0 g, 9.2 mmol) was dissolved in dry THF (20 mL) and cooled to -78 °C. A solution of n-butyl lithium (1.7 M in hexanes, 5.9 mL, 10.0 mmol) was added and the reaction mixture was stirred for 45 min. Compound D (0.5 g, 1.7 mmol) in THF (1.5 mL) was added and the reaction mixture was stirred at -78 °C for 1 h. Another portion of compound F (0.5 g, 1.7 mmol) in THF (1.5 mL) was added, and the reaction mixture was stirred at -78 °C for several hours before slowly warming the reaction mixture up to room temperature. The reaction mixture was stirred at room temperature for 1 day. The reaction mixture was then quenched with saturated aqueous NH₄Cl (20 mL). Ethyl acetate (30 mL) was added and the layers were separated. The organic layer was washed with brine, then dried over Na₂SO₄, and concentrated to dryness. The crude product was purified via sgc (25% EtOAc/hexanes) to give 570 mg (43%) of Compound G.

[0141] Step 6: (90 mg, 0.23 mmol) of compound G was dissolved in methanol (1.5 mL) at room temperature. LiOH (1.0 M, 0.90 mL, 0.90 mmol) was added and the mixture was stirred at room temperature overnight. The solvent was removed and CH₂Cl₂ (15 mL) and brine (15 mL) were added and the layers were separated. The aqueous layer was extracted with additional CH₂Cl₂ (15 mL) and the combined organic layers were dried over Na₂SO₄ and concentrated to dryness to give compound H. This material was used without further purification.

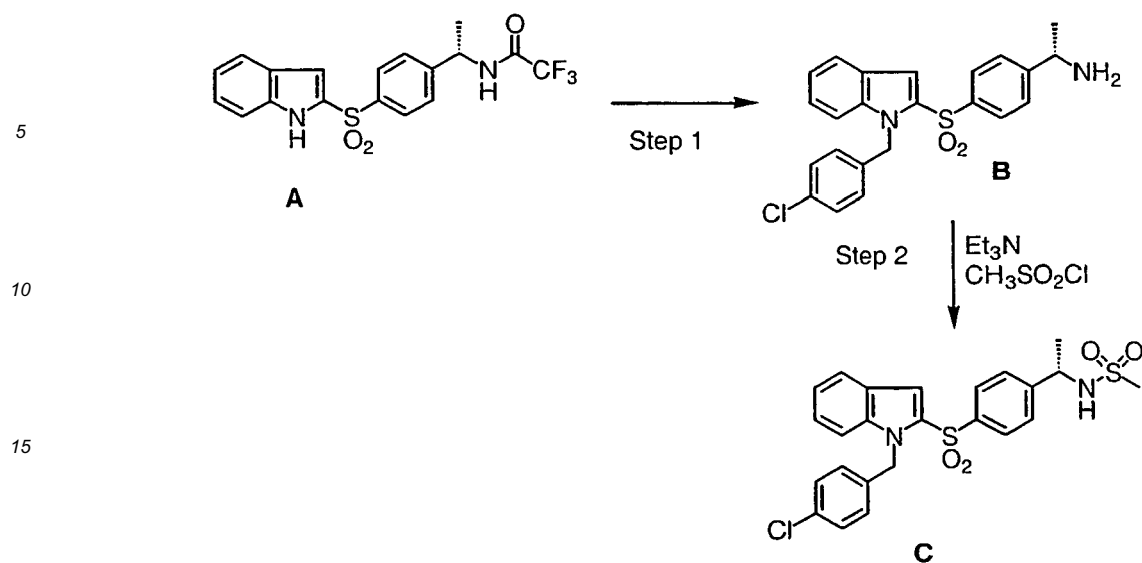
[0142] Step 7: Compound H from Step 6 was dissolved in CH₂Cl₂ (10 mL) and cooled to 0 °C. Methanesulfonyl chloride (26 mg, 0.23 mmol) was added followed by addition of triethylamine (25 mg, 0.25 mmol). The reaction mixture was slowly warmed up to room temperature and stirred overnight. Brine (15 mL) was added and extracted with 2 x 25 ml of CH₂Cl₂. The organic layer was dried over Na₂SO₄ and concentrated to dryness. The crude product was purified via PTLC (50% EtOAc/hexanes) to give 65 mg of compound I.

[0143] Step 8: Compound I (64 mg, 0.17 mmol) was dissolved in CH₂Cl₂ (5 mL). NaOH (1.0 M, 1.5 mL) was added followed by addition of 2-fluorophenylsulfonyl chloride (33 mg, 0.17 mmol), and tetrabutylammonium hydrogensulfate (cat.). The reaction mixture was stirred at room temperature overnight. During this time, an additional portion of 2-fluorophenylsulfonyl chloride (33 mg, 0.17 mmol) was added. The aqueous layer was then removed, and the organic layer was dried over Na₂SO₄ and concentrated to dryness. The crude product was purified via PTLC (50% EtOAc/hexanes) to give 29 mg (32%) of compound J.

[0144] Step 2. An alternative to step 2 in Example I involves the following reaction:

EXAMPLE II

[0145]



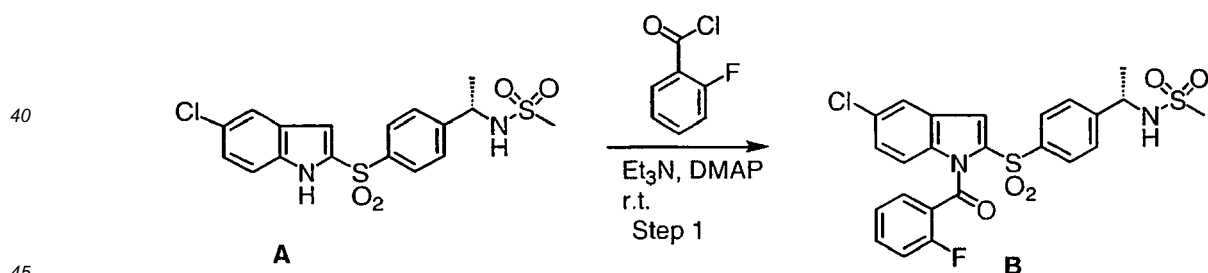
[0146] Step 1: Compound **A** (prepared from step 5 of Example 1) was dissolved in THF (10 mL) and cooled to -78 °C. NaH (10 mg, 0.25 mmol) was added and the reaction mixture was warmed to room temperature and stirred for 1 h.

[0147] To the reaction mixture was added *p*-Cl-benzoic bromide (31 mg, 0.15 mmol), and the reaction mixture was stirred at room temperature for 2 days. Methylenechloride (30 ml) was added, and it was washed with aqueous NaCl (30 mL). The organic layer was dried over Na₂SO₄ and then concentrated to dryness. The crude product was purified via PTLC (25% EtOAc/hexanes) to give 7.0 mg (33%) of compound **B**.

[0148] Step 2: Compound **B** (7.0 mg, 17 mmol) was dissolved in CH₂Cl₂ (10 mL) and cooled to 0 °C. Methanesulfonyl chloride (2.0 mg, 17 mmol) was added followed by addition of triethylamine (2.0 mg, 20 mmol). The reaction mixture was slowly warmed up to room temperature and stirred for overnight. The solvent was removed and the crude product was purified via PTLC (50% EtOAc/hexanes) to give 3.0 mg (36%) of compound **C**.

EXAMPLE III

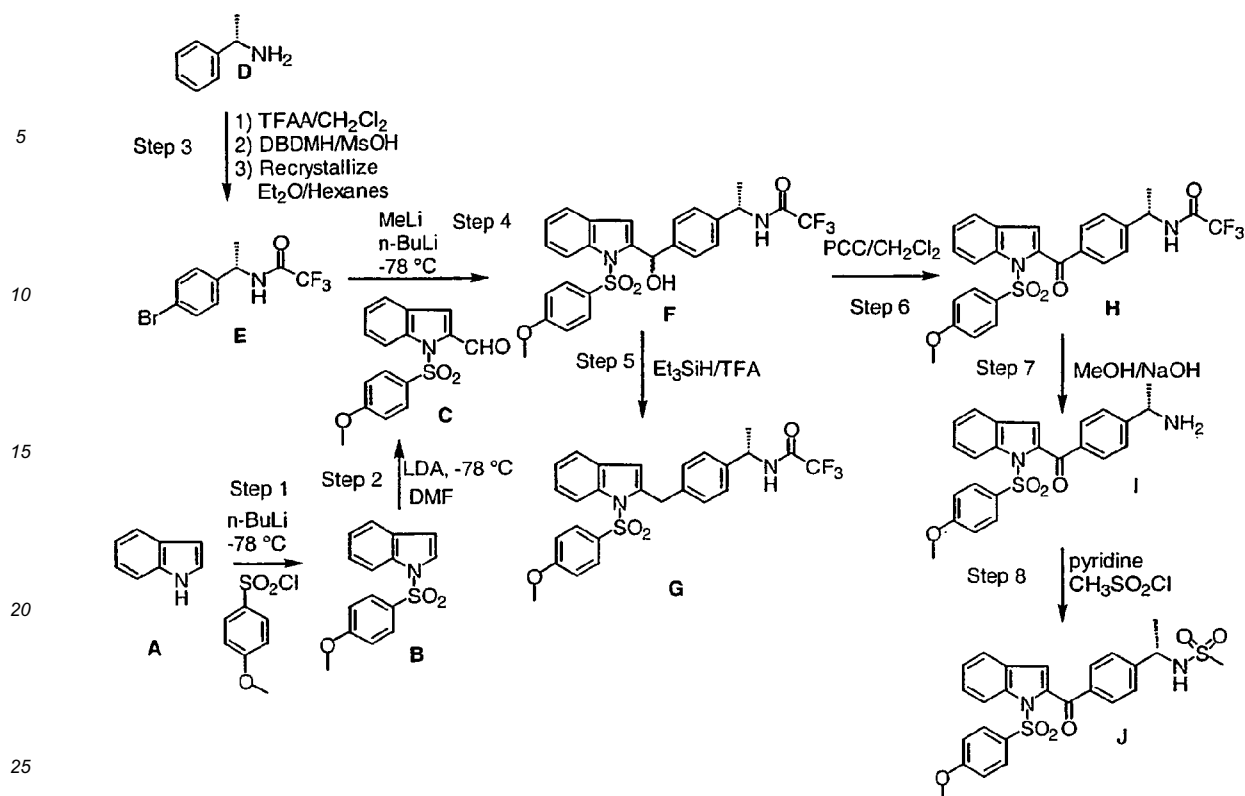
[0149]



[0150] Step 1: Compound **A** (46 mg, 0.11 mmol) was dissolved in CH₂Cl₂ (10 mL) at room temperature. 2-Fluorobenzoyl chloride (22 mg, 0.14 mmol) was added followed by addition of triethylamine (15 mg, 0.15 mmol) and DMAP (cat.). The reaction mixture was stirred at room temperature for 2 h. Another portion of 2-fluorobenzoyl chloride (22 mg, 0.14 mmol) was added to the reaction mixture, which was then stirred for an additional 4 h. The reaction mixture was washed with aqueous NaCl. The organic layer was dried over Na₂SO₄ and then concentrated to dryness. The crude product was purified via PTLC (50% EtOAc/hexanes) to give 7.0 mg (12%) of compound **B**.

Example IV

[0151]



[0152] Step 1: In a flame dried flask under N_2 blanket, indole (5.0 g, 43 mmol) (obtained from Aldrich Chemical Company, Inc. Milwaukee, WI) was dissolved in dry THF (40 mL) and cooled to $-78\text{ }^\circ\text{C}$. A solution of *n*-butyl lithium (2.5 M in hexanes, 18 mL, 45 mmol) was added and the reaction mixture was stirred for 1 h while being warmed up to $0\text{ }^\circ\text{C}$. The reaction suspension was cooled to $-78\text{ }^\circ\text{C}$ and a solution of *p*-methoxyphenyl sulfonyl chloride (9.7 g, 44 mmol) in THF (20 mL) was added dropwise. The reaction mixture was slowly warmed up to room temperature and stirred for 2 days. The mixture was poured into NaHCO_3 (2% aq, 120 mL) and extracted with diethyl ether ($4 \times 50\text{ mL}$). The combined organic layers were washed with NaHCO_3 (2% aq, 50 mL), H_2O ($4 \times 75\text{ mL}$) and brine ($2 \times 50\text{ mL}$) respectively. It was dried over Na_2SO_4 , and concentrated to give 12.4 g of crude material. This material was further washed with hexanes to give 11.8 g (96%) of pure compound **B**.

[0153] Step 2: In a flame dried flask under N_2 blanket, diisopropylamine (0.4 g, 3.9 mmol) was dissolved in dry THF (8 mL) and cooled to $-78\text{ }^\circ\text{C}$. A solution of *n*-butyl lithium (2.5 M in hexanes, 1.46 mL, 3.65 mmol) was added and the reaction mixture was stirred for 0.5 h to form LDA. To this solution was added dropwise a solution of compound **B** (1.0 g, 3.48 mmol) in THF (10 mL).

[0154] The mixture was stirred for 1.5 h at below $-70\text{ }^\circ\text{C}$ and then allowed to warm slowly to $5\text{ }^\circ\text{C}$ over 1.5 h. The reaction mixture was recooled to $-78\text{ }^\circ\text{C}$, and DMF (0.50 g, 6.8 mmol) was added. The reaction mixture was warmed up to room temperature slowly. The reaction mixture was poured into HCl (10% aq, 150 mL), and extracted with CH_2Cl_2 ($3 \times 100\text{ mL}$). The combined organic layer was washed with brine, then dried over Na_2SO_4 , and concentrated to dryness. The crude product was purified via sgc (10% EtOAc/hexanes) to give 367 mg (33%) of compound **C**. Step 3: TFAA (67 mL, 0.474 mol) was dissolved in CH_2Cl_2 (300 mL) and cooled in an ice water bath. A solution of (*S*)- α -methyl benzyl amine (56.4g, 0.465 mol) dissolved in CH_2Cl_2 (100 mL) (obtained from Aldrich Chemical Company, Inc. Milwaukee, WI) was added and the ice bath was removed. The reaction mixture was stirred at rt for 3 h. The reaction mixture was cooled in an ice bath and MsOH (80 mL, 1.23 mol) was added followed by DBDMH (65g, 0.227 mol). The reaction mixture was left stirring overnight at rt then quenched with 1M aq NaHSO_3 . The organic layer was washed with water and brine, dried with MgSO_4 , and concentrated to give 130g of crude product, which was recrystallized from diethyl ether and hexanes giving 46 g (32%) of compound **E**.

[0155] Step 4: In a flame dried flask under N_2 blanket, compound **E** (0.28 g, 0.94 mmol) was dissolved in dry THF (20 mL) and cooled to $-78\text{ }^\circ\text{C}$. A solution of methyl lithium (1.4 M in hexanes, 0.74 mL, 1.04 mmol) was added and the reaction mixture was stirred for 15 min. A solution of *n*-butyl lithium (2.5 M in hexanes, 0.41 mL, 1.03 mmol) was added and the reaction mixture was stirred for 30 min. Compound **C** (0.36 g, 1.13 mmol) in THF (3 mL) was added to the reaction mixture at $-78\text{ }^\circ\text{C}$ and was slowly warmed to $-10\text{ }^\circ\text{C}$. The reaction mixture was then quenched with saturated aqueous NH_4Cl (20 mL). Ethyl acetate (30 mL) was added and the layers were separated. The organic layer was washed

with brine, then dried over Na_2SO_4 , and concentrated to dryness. The crude product was purified via PTLC (33% EtOAc/hexanes) to give 330 mg (66%) of compound **F**.

[0156] Step 5: Compound **F** (50 mg, 95 μmol) was dissolved in CH_2Cl_2 (10 mL). Triethylsilane (440 mg, 3.825 mmol) was added followed by addition of TFA (47 mg, 0.42 mmol). The reaction mixture was then stirred at room temperature overnight followed by refluxing for 2-3 h. The reaction was quenched by addition of NaHCO_3 (sat. aq). It was extracted with CH_2Cl_2 (2 x 20 mL).

[0157] The combined organic layers were washed with brine and dried over Na_2SO_4 . After removing the solvent, the crude product was purified via PTLC (40% EtOAc/hexanes) to give 33 mg (67%) of compound **G**.

[0158] Step 6. Compound **F** (277 mg, 0.52 mmol) was dissolved in CH_2Cl_2 (20 mL) at room temperature. Celite (320 mg) was added followed by addition of PCC (414 mg, 1.9 mmol). The mixture was stirred at room temperature overnight. The solid was filtered off and the organic layer was washed with NaHCO_3 and brine. The organic was dried over Na_2SO_4 and concentrated to dryness. The crude product was purified via PTLC (30% EtOAc/hexanes) to give 71.4 mg (26%) of compound **H**.

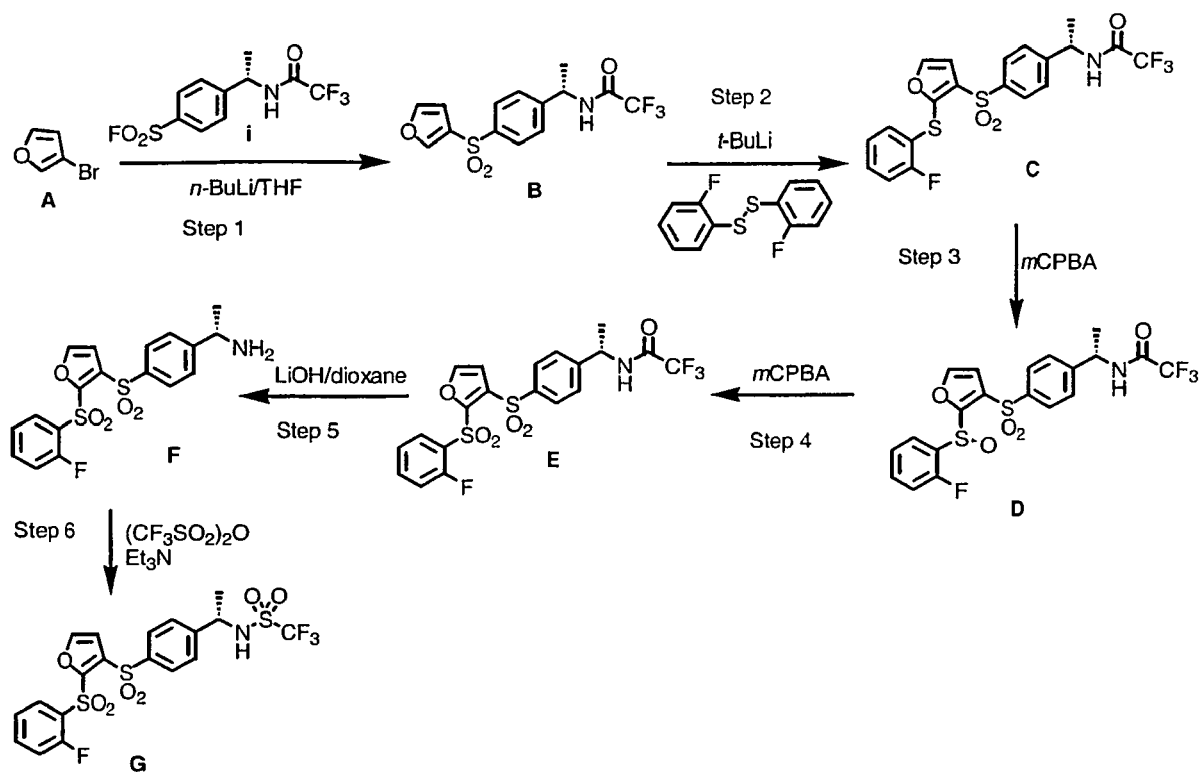
[0159] Step 7: Compound **H** (36.5 mg, 69 μmol) was dissolved in methanol (10 mL) at room temperature. NaOH (2.0 M, 0.52 mL, 1.04 mmol) was added and the mixture was stirred at room temperature for 3 days. The solvent was removed and CH_2Cl_2 (15 mL) and brine (15 mL) was added and the layers were separated. The aqueous layer was extracted with additional CH_2Cl_2 (15 mL) and the combined organic layers were dried over Na_2SO_4 and concentrated to give 21.6 mg (72%) of compound **I**.

[0160] Step 8. Compound **I** (21.6 mg, 50 μmol) was dissolved in CH_2Cl_2 (10 mL) and cooled to 0 °C. Methanesulfonyl chloride (23 mg, 0.2 mmol) was added followed by addition of pyridine (39 mg, 0.5 mmol). The reaction mixture was slowly warmed up to room temperature and stirred overnight. Brine (15 mL) was added and extracted.

[0161] The organic layer was dried over Na_2SO_4 and concentrated to dryness. The crude product was purified via PTLC (4% MeOH/ CH_2Cl_2) to give 4.8 mg (19%) of compound **J**.

Example V

[0162]



[0163] Step 1: In a flame dried flask under N_2 blanket, 3-bromofuran (1.3 g, 9.0 mmol) was dissolved in dry THF (50

EP 1 539 693 B9

mL) and cooled to -78 °C. A solution of n-butyl lithium (1.6 M in hexanes, 5.6 mL, 9.0 mmol) was added and the reaction mixture was stirred for 15 min. The sulfonyl fluoride compound i (prepared in step 3 of Example I) (0.90 g, 3.0 mmol) in THF (3 mL) was added to the reaction mixture at -78 °C and stirred for 3 h. The reaction mixture was slowly warmed to room temperature and quenched with saturated aqueous NH₄Cl (20 mL). Ethyl acetate (100 mL) was added and the layers were separated. The organic layer was washed with brine, then dried over Na₂SO₄, and concentrated to dryness. The crude product was purified via PTLC (50% EtOAc/hexanes) to give 440 mg (42%) of compound **B**.

[0164] Step 2: In a flame dried flask under N₂ blanket, compound **B** (440 mg, 1.3 mmol) was dissolved in dry THF (20 mL) and cooled to -78 °C. A solution of *t*-butyl lithium (1.5 M in hexanes, 1.7 mL, 2.5 mmol) was added and the reaction mixture was stirred for 15 min. 2-fluorophenyl disulfide (0.32 g, 1.3 mmol) in THF (5 mL) was added and the reaction mixture was stirred at -78 °C for 1 h before slowly warming up to 0 °C. The reaction mixture was then quenched with saturated aqueous NH₄Cl (50 mL). Ethyl acetate (100 mL) was added and the layers were separated. The organic layer was washed with brine, then dried over Na₂SO₄, and concentrated to dryness. The crude product of compound **C** was used without further purification.

[0165] Step 3: Compound **C** (270 mg, 0.57 mmol) was dissolved in CH₂Cl₂ (15 mL). *m*CPBA(210 mg, 57-86%, 0.69 mmol) was added and the solution was stirred at room temperature for 1 h. The reaction mixture was diluted with CH₂Cl₂ (50 mL), washed with NaHSO₃ (40 mL) and NaHCO₃(50 mL). The organic layers were combined and dried over Na₂SO₄ and concentrated. The crude material was purified via sgc (50% EtOAc / Hexanes) to give 120 mg (43%) of compound **D**.

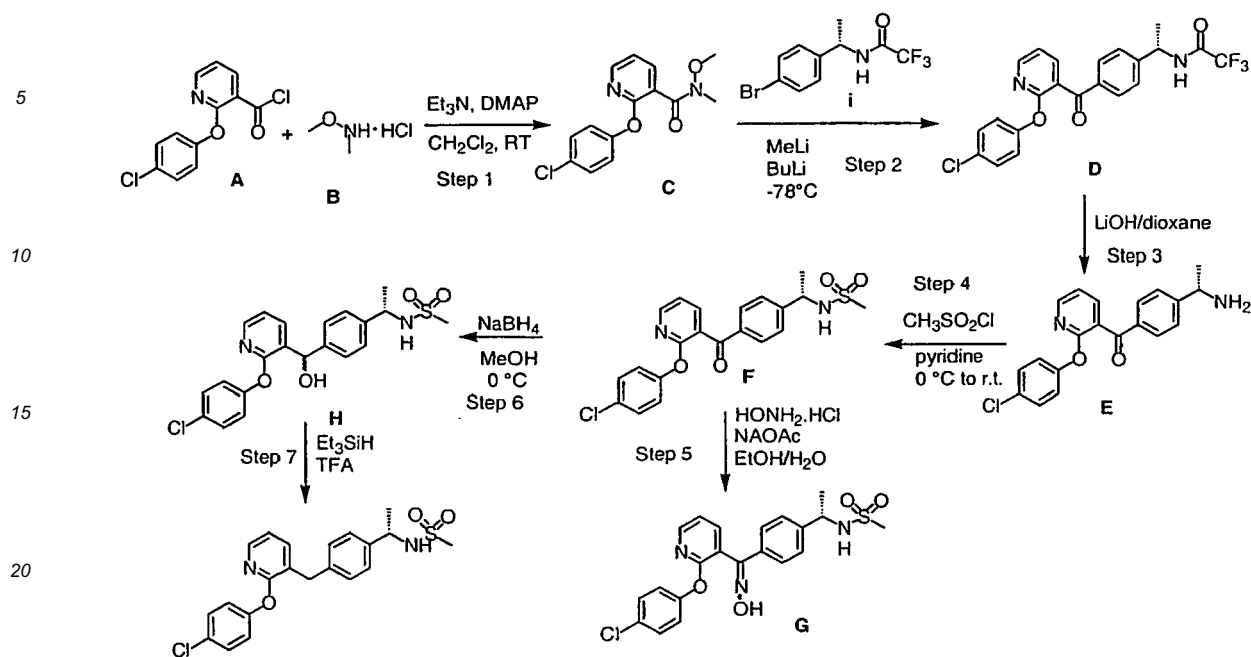
[0166] Step 4: Compound **D** (70 mg, 0.14 mmol) was dissolved in CH₂Cl₂ (10 mL). *m*CPBA(30 mg, 57-86%, 0.10 mmol) was added and the solution was stirred at room temperature overnight. The reaction mixture was diluted with CH₂Cl₂ (50 mL), and washed with NaHSO₃ (40 mL) and NaHCO₃(50 mL). The organic layers were combined and dried over Na₂SO₄ and concentrated. The crude material was purified via sgc (50% EtOAc / Hexanes) to give 59 mg (82%) of compound **E**.

[0167] Step 5: Compound **E** (53 mg, 0.10 mmol) was dissolved in dioxane (5 mL) at room temperature. LiOH (1.0 M, 1 mL, 1 mmol) was added and the mixture was stirred at room temperature for 3 h. The solvent was removed and CH₂Cl₂ (15 mL) and brine (15 mL) was added and the layers were separated. The aqueous layer was extracted with additional CH₂Cl₂ (15 mL) and the combined organic layers were dried over Na₂SO₄ and concentrated to dryness to give compound **F**.

[0168] Step 6: The crude product of compound **F** was dissolved in CH₂Cl₂ (5 mL) and cooled to -78 °C. Et₃N (15 mg, 0.15 mmol) was added followed by the addition of trifluoromethanesulfonic anhydride (34 mg, 0.12 mmol). The reaction mixture was stirred for 2h before warming up to 0 °C. Brine (15 mL) was added and the product was extracted with CH₂Cl₂ (50 mL). The organic layer was dried over Na₂SO₄ and concentrated to dryness. The crude product was purified via PTLC (50% EtOAc/hexanes) to give 35 mg of compound **G**.

Example VI

[0169]



25 **[0170]** Step 1: To a suspension of N,O-dimethylhydroxylamine (compound **B**), hydrogen chloride (0.80 g, 8.2 mmol) in methylene chloride (35 mL) was added Et₃N (1.0 g, 9.8 mmol). It was stirred at room temperature for 10 min. To the resulting solution was added a solution of 2-(4-chlorophenoxy) pyridine (compound **A**) (2.0 g, 7.5 mmol) (obtained from Maybridge Ltd. UK) in methylene chloride (40 mL) dropwise. The reaction mixture was stirred at room temperature overnight and H₂O (40 mL) was added. The organic layer was separated and washed with brine and dried over Na₂SO₄ and concentrated. The crude product was purified via sgc (25% EtOAc/hexanes) to give 2.2 g (88%) of compound **C**.

30 **[0171]** Step 2: In a flame dried flask under N₂ blanket, compound **i** (prepared in step 3 of Example IV) (0.1 g, 0.34 mmol) was dissolved in dry THF (20 mL) and cooled to -78 °C. A solution of methyl lithium (1.4 M in hexanes, 0.27 mL, 0.37 mmol) was added and the reaction mixture was stirred for 15 min. A solution of n-butyl lithium (1.6 M in hexanes, 0.23 mL, 0.37 mmol) was added and the reaction mixture was stirred for 30 min. Compound **C** (0.12 g, 0.41 mmol) in THF (3 mL) was added to the reaction mixture at -78 °C and was slowly warmed to -10 °C. The reaction mixture was then quenched with saturated aqueous NH₄Cl (20 mL). Ethyl acetate (30 mL) was added and the layers were separated. The organic layer was washed with brine, then dried over Na₂SO₄, and concentrated to dryness. The crude product was purified via PTLC (40% EtOAc/hexanes) to give 44 mg (29%) of compound **D**.

40 **[0172]** Step 3: Compound **D** (39 mg, 0.09 mmol) was dissolved in dioxane (3 mL) at room temperature. LiOH (1.0 M, 0.52 mL, 0.52 mmol) was added and the mixture was stirred at room temperature overnight. The solvent was removed and CH₂Cl₂ (15 mL) and brine (15 mL) was added and the layers were separated. The aqueous layer was extracted with additional CH₂Cl₂ (15 mL) and the combined organic layers were dried over Na₂SO₄ and concentrated to dryness to give compound **E**. This material was used without further purification.

45 **[0173]** Step 4: The crude product of compound **E** was dissolved in CH₂Cl₂ (10 mL) and cooled to 0 °C. Methanesulfonyl chloride (33 mg, 0.28 mmol) was added followed by addition of pyridine (56 mg, 0.7 mmol). The reaction mixture was slowly warmed up to room temperature and stirred overnight. Brine (15 mL) was added and the product was extracted with CH₂Cl₂ (50 mL). The organic layer was dried over Na₂SO₄ and concentrated to dryness. The crude product was purified via PTLC (50% EtOAc/hexanes) to give 24 mg of compound **F** as a colorless oil.

50 **[0174]** Step 5: A solution of compound **F** (0.28 g, 0.64 mmol) in EtOH (34 mL) and H₂O (7 mL) was treated with NaOAc (1.05 g, 13 mmol) followed by H₂NOH.HCl (0.89 g, 13 mmol). The reaction was stirred at 65 °C for 17 days. EtOH was removed by vacuum. The crude material was dissolved in EtOAc and washed twice with H₂O and once with brine. The organic layer was dried over Na₂SO₄ and concentrated to dryness. The crude product was purified via PTLC (50% EtOAc/hexanes) to give 60 mg (21 %) of compound **G**.

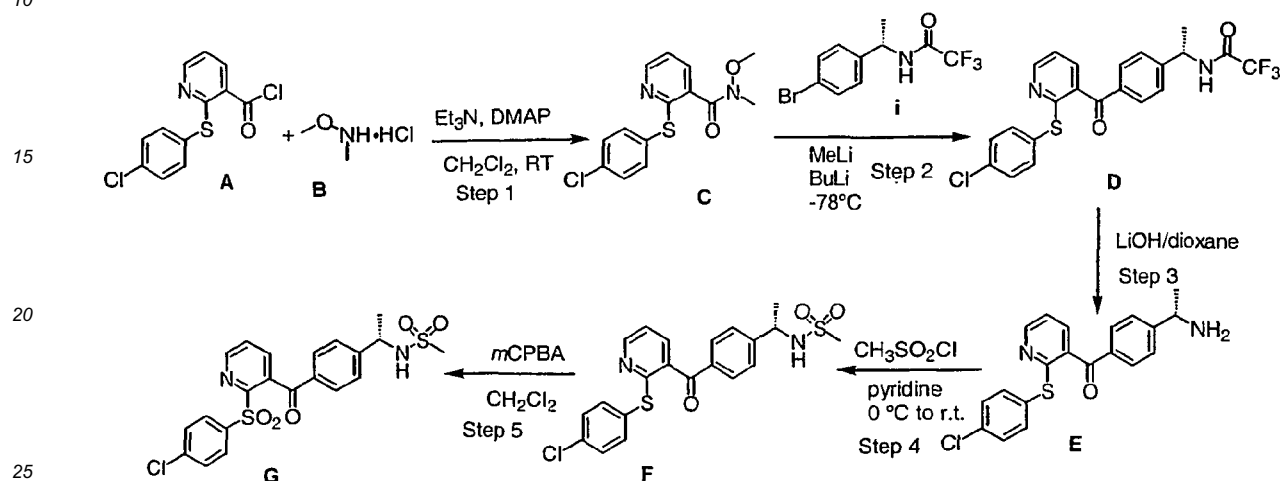
55 **[0175]** Step 6: To a solution of compound **F** (0.28 g, 0.65 mmol) in MeOH (20 mL) was added NaBH₄ (0.2 g, 5.2 mmol) at 0 °C and stirred for 0.5 h. H₂O was added to quench the reaction. MeOH was removed by vacuum. The mixture was extracted with methylene chloride (3 × 25 mL) and the combined organic layers were washed with brine and dried over Na₂SO₄. Compound **H** was obtained by removing the organic solvent. It gave 0.28 g of compound **H**.

[0176] Step 7. To a solution of compound **H** (0.28 g, 0.64 mmol) in methylene chloride (25 mL) was added Et₃SiH

(1.5 g, 13 mmol) and TFA (0.28 g, 5.1 mmol). The reaction mixture was stirred at room temperature for 5 days. NaHCO₃ aq. was added to quench the reaction. The product was extracted with methylene chloride three times. The combined extracts were washed with brine. The organic layer was dried over Na₂SO₄ and concentrated to dryness. The crude product was purified via PTLC (50% EtOAc/hexanes) to give 30 mg (11%) of compound I.

Example VII

[0177]

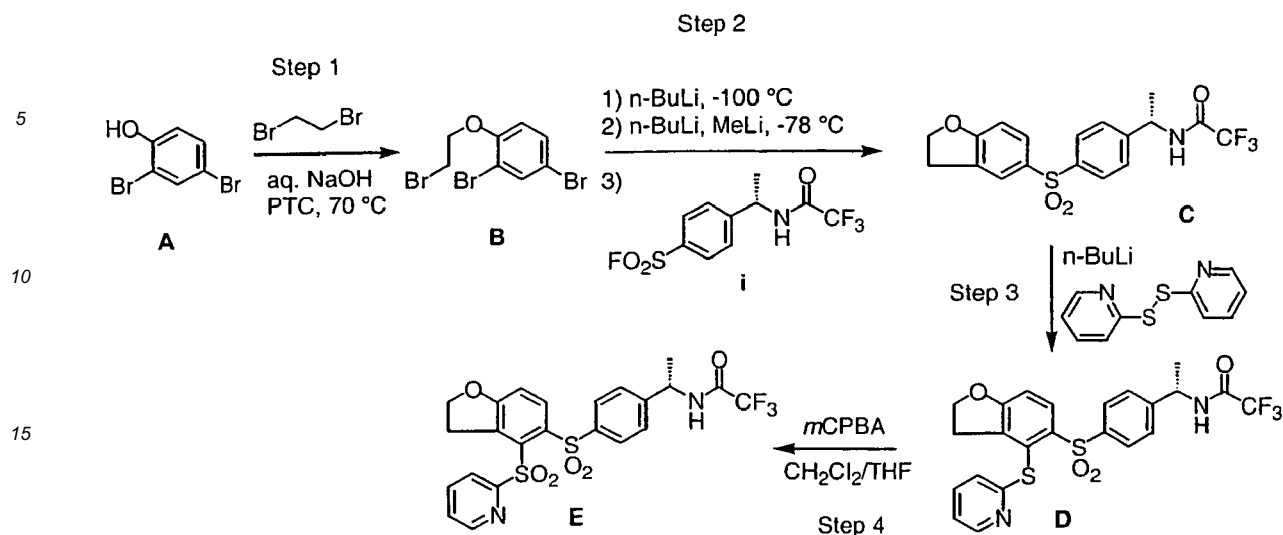


[0178] Step 1: To a suspension of N,O-dimethylhydroxylamine hydrogen chloride (compound **B**) (0.75 g, 7.7 mmol) in methylene chloride (35 mL) was added Et₃N (0.94 g, 9.2 mmol). It was stirred at room temperature for 10 min. To the resulting solution was added a solution of 2-(4-chlorophenylthio) pyridine (compound **A**) (2.0 g, 7.0 mmol) (obtained from Maybridge Chemical Company Ltd., UK) in methylene chloride (40 mL) dropwise. The reaction mixture was stirred at room temperature overnight and water (40 mL) was added. The organic layer was separated and washed with brine and dried over Na₂SO₄ and concentrated. The crude product was purified via sgc (25% EtOAc/hexanes) to give 2.14 g (99%) of compound **C**.

[0179] Step 2: In a flame dried flask under N₂ blanket, compound **i** (prepared in step 3 of Example IV) (0.1 g, 0.34 mmol) was dissolved in dry THF (20 mL) and cooled to -78 °C. A solution of methyl lithium (1.4 M in hexanes, 0.27 mL, 0.37 mmol) was added and the reaction mixture was stirred for 15 min. A solution of n-butyl lithium (1.6 M in hexanes, 0.23 mL, 0.37 mmol) was added and the reaction mixture was stirred for 30 min. Compound **C** (0.12 g, 0.41 mmol) in THF (3 mL) was added to the reaction mixture at -78 °C. The mixture was slowly warmed to -10 °C and was then quenched with saturated aqueous NH₄Cl (20 mL). Ethyl acetate (30 mL) was added and the layers were separated. The organic layer was washed with brine, then dried over Na₂SO₄, and concentrated to dryness. The crude product was purified via PTLC (40% EtOAc/hexanes) to give 96 mg (61%) of compound **D**.

[0180] Step 3: Compound **D** (93 mg, 0.2 mmol) was dissolved in dioxane (3 mL) at room temperature. LiOH (1.0 M, 1.2 mL, 1.2 mmol) was added and the mixture was stirred at room temperature overnight. The solvent was removed and CH₂Cl₂ (15 mL) and brine (15 mL) were added and the layers were separated. The aqueous layer was extracted with additional CH₂Cl₂ (15 mL) and the combined organic layers were dried over Na₂SO₄ and concentrated to dryness to give compound **E**.

[0181] Step 4: The crude product of compound **E** was dissolved in CH₂Cl₂ (10 mL) and cooled to 0 °C. Methanesulfonyl chloride (94 mg, 0.8 mmol) was added followed by addition of pyridine (162 mg, 2.0 mmol). The reaction mixture was slowly warmed up to room temperature and stirred overnight. Brine (15 mL) was added and extracted. The organic layer was dried over Na₂SO₄ and concentrated to dryness. The crude product was purified via PTLC (50% EtOAc/hexanes) to give 54 mg of compound **F**. Step 5: Compound **F** (30 mg, 0.067 mmol) was dissolved in CH₂Cl₂ (15 mL). *m*CPBA (33.2 mg, 57-86%, 0.13 mmol) was added and the solution was stirred at room temperature overnight. The reaction mixture was diluted with CH₂Cl₂ (50 mL) and washed with NaHSO₃ (30 mL) and NaHCO₃ (30 mL). The organic layers were combined and dried over Na₂SO₄ and concentrated. The crude material was purified via sgc (50% EtOAc / Hexanes) to give 28 mg (86%) of compound **G**. Example VIII



[0182] Step 1: A mixture of 2,4-dibromophenol (compound **A**) (5g, 0.02 mol), 1,2 dibromoethane (37 mL, 0.4 mol) (obtained from Aldrich Chemical Company, Inc. Milwaukee, WI), and aq. NaOH (14 ml, 3N) $\text{Bu}_4\text{N}^+\text{HSO}_4^-$ (0.34 g, 1 mmol) was stirred vigorously at 70 °C for 10 h. The mixture was cooled to room temperature. CH_2Cl_2 (100 mL) was added. The organic layer was washed with NaOH(1N), HCl(1N), water and brine, respectively. The organic layer was dried over Na_2SO_4 , and concentrated to dryness. The crude product was purified by recrystallization from ether:hexane to give 3.2 g (45%) of pure compound **B**.

[0183] Step 2: In a flame dried flask under N_2 blanket, compound **B** (2.6 g, 7.2 mmol) was dissolved in dry THF (40 mL) and cooled to -100 °C. A solution of n-butyl lithium (2.5 M in hexanes, 3.17 mL, 7.9 mmol) was added and the reaction mixture was stirred for 30 min. The reaction mixture was warmed to -78 °C. An additional equivalent of n-BuLi (2.5 M in hexanes, 3.17 mL, 7.9 mmol) was added and it was stirred for 30 min followed by addition of MeLi (1.4 M, 5.6 mL, 7.8 mmol). To the resulting mixture was added compound **i** (prepared in step 3 of Example I) (2.2 g, 7.2 mmol) in THF (5 mL) and the reaction mixture was stirred for 2 h before quenching with aq NH_4Cl . The reaction was diluted with EtOAc and extracted with water (100 mL) and brine (50 mL), respectively. The organic layer was dried over Na_2SO_4 , and concentrated to dryness. The crude product was purified via PTLC (40% EtOAc/hexanes) to give 1.2 g (42%) of compound **C**.

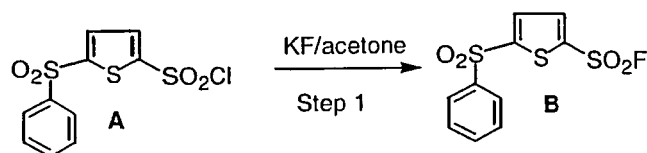
[0184] Step 3: In a flame dried flask under N_2 blanket, compound **C** (1.1 g, 2.8 mmol) was dissolved in dry THF (20 mL) and cooled to -78 °C. A solution of n-butyl lithium (1.7 M in hexanes, 3.6 mL, 6.0 mmol) was added and the reaction mixture was stirred for 45 min. Pyridine disulfide (0.6 g, 3.0 mmol) in THF (5 mL) was added and the reaction mixture was stirred at -78 °C for 2 h before slowly warming up to room temperature. The reaction mixture was then quenched with saturated aqueous NH_4Cl (50 mL). Ethyl acetate (100 mL) was added and the layers were separated. The organic layer was washed with brine, then dried over Na_2SO_4 , and concentrated to dryness. The crude product was purified via sgc (25% EtOAc/hexanes) to give 670 mg of compound **D**.

[0185] Step 4: Compound **D** (670 mg, 1.3 mmol) was dissolved in CH_2Cl_2 (50 mL) with THF (0.2 mL). *m*CPBA(740 mg, 57-86%, 2.9 mmol) was added and the solution was stirred at room temperature overnight. The reaction mixture was taken up by CH_2Cl_2 and washed with NaHSO_3 (40 mL) and NaHCO_3 (50 mL). The organic layers were combined and dried over Na_2SO_4 and concentrated. The crude material was purified via sgc (50% EtOAc / Hexanes) to give 300 mg (42%) of compound **E**.

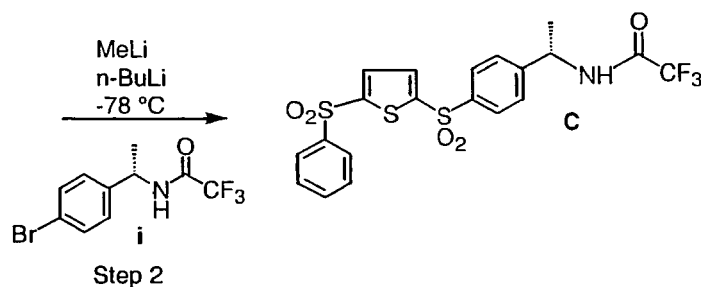
Example IX

[0186]

5



10



15

[0187] Step 1: Commercially available sulfonyl chloride (compound **A**) (1g, 3mmol) (obtained from Lancaster Synthesis Ltd., UK) in 20 mL acetone was treated with excess potassium fluoride (1.4g, 24 mmol) in a 20 mL aqueous solution. The reaction was stirred for 3 h and then diluted with 100 mL ethylacetate. The organics were washed with 2 X 50 mL water, dried over $MgSO_4$ and concentrated to yield pure solid sulfonyl fluoride (compound **B**) (0.8g).

[0188] Step 2: Bromophenethylamine trifluoroacetamide (compound **i** prepared in step 3 of example IV) (0.5 g, 18 mmol) in 25 mL anhydrous THF was treated with methyllithium (2 mmol) at $-78^\circ C$. After stirring the mixture for 15 min, $nBuLi$ (2mmol) was added. The reaction mixture was stirred for 0.5 h and then sulfonyl fluoride (compound **B**) (0.5 g) was added in a 10 mL THF solution. The reaction mixture was stirred for 3 h, and at the same time, the temperature was allowed to rise to $0^\circ C$. The reaction mixture was then quenched with aqueous ammonium chloride. The reaction mixture was diluted with ethyl acetate (100 mL) and washed with water (2 x 50 mL) and brine (1 x 25 mL). The organics were dried and concentrated under reduced pressure. The crude product was purified by prep. plate chromatography using 30 % ethylacetate/hexane as the developing solvent to obtain compound **C** (0.06g).

[0189] Using the appropriate starting materials in the procedures described above or modifications of those procedures well known to those skilled in the art, the compounds shown in the following tables were prepared. The compound numbers in the TABLE OF COMPOUNDS below correspond to the compound numbers in Table 1. Once again, the compounds that are marked with an asterisk (*) are not within the scope of the appendant claims but are disclosed as comparative examples.

35

TABLE OF COMPOUNDS

Compound Number	Structure
1	
2	

55

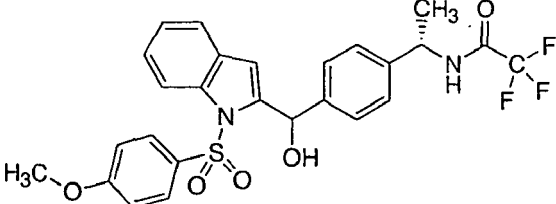
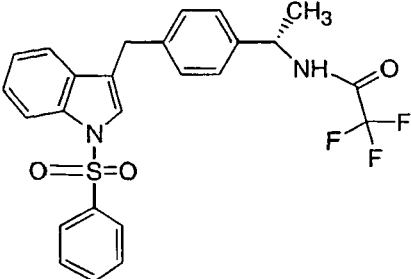
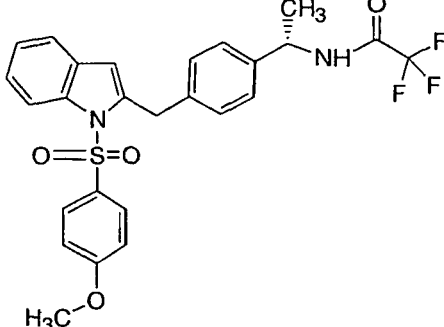
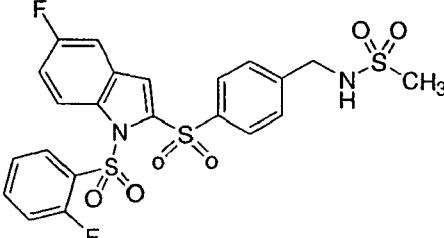
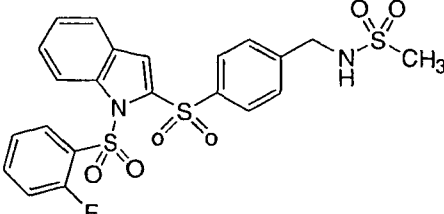
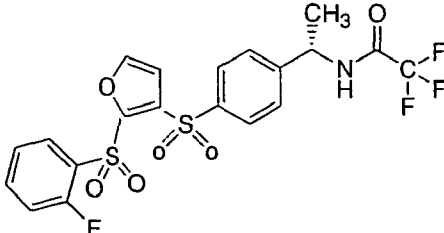
EP 1 539 693 B9

(continued)

Compound Number	Structure
3	
4	
5	
6	
7	
8	

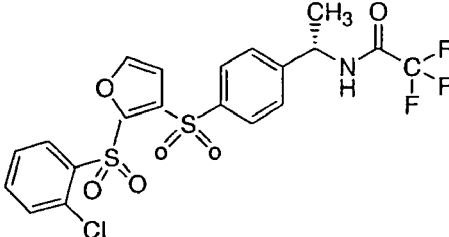
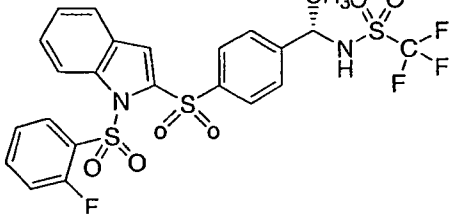
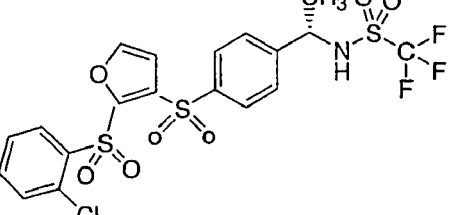
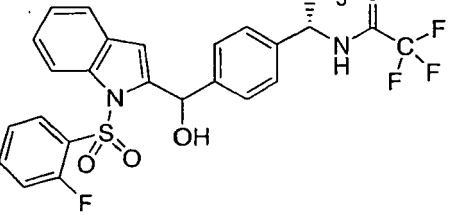
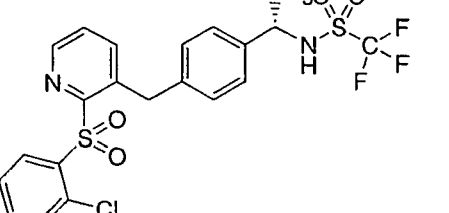
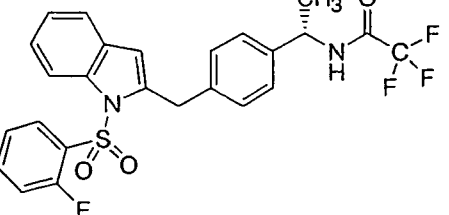
EP 1 539 693 B9

(continued)

Compound Number	Structure
9	
10	
11	
12	
13	
14	

EP 1 539 693 B9

(continued)

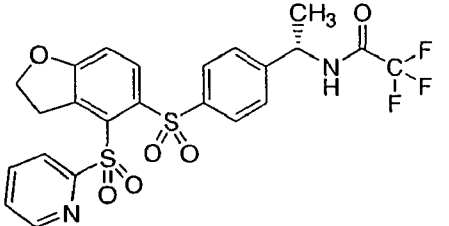
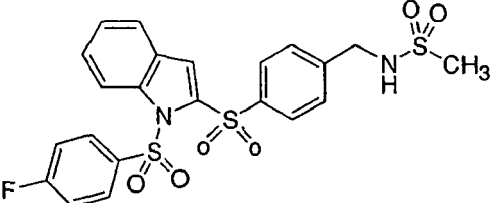
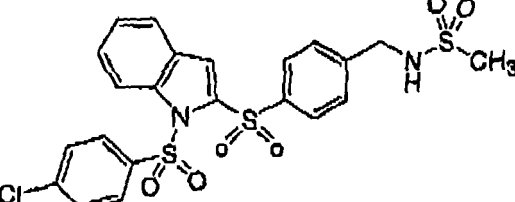
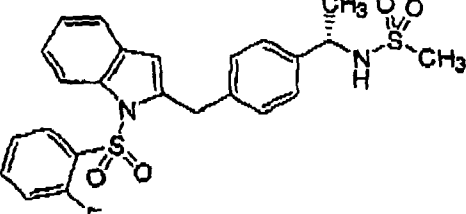
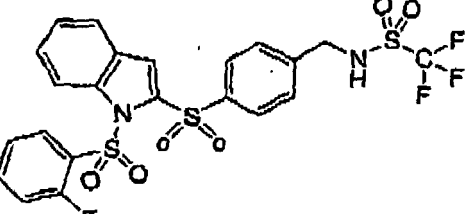
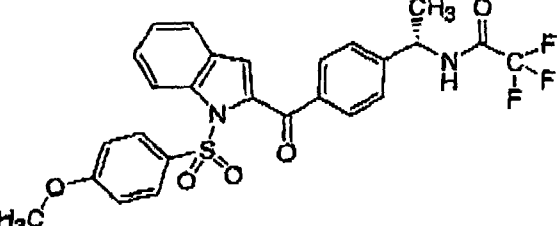
Compound Number	Structure
15	
16	
17	
18	
19	
20	

EP 1 539 693 B9

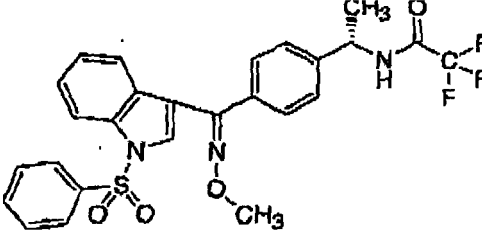
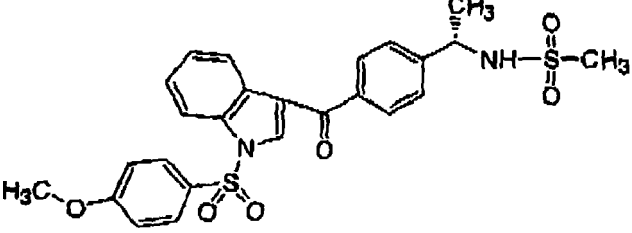
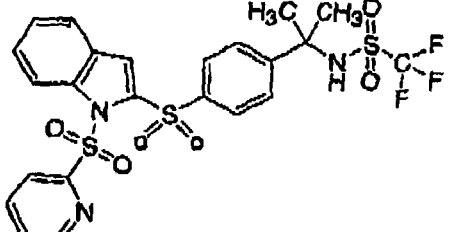
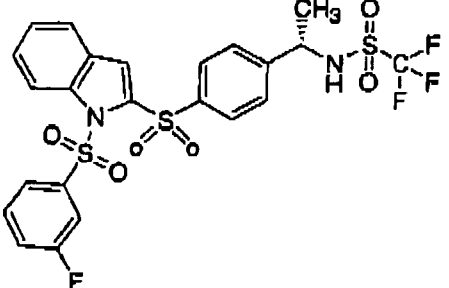
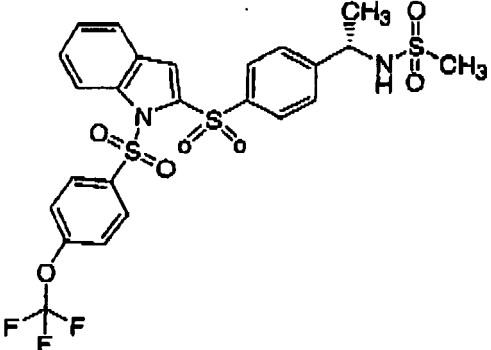
(continued)

Compound Number	Structure
21	
22	
23	
24	
25	
26	

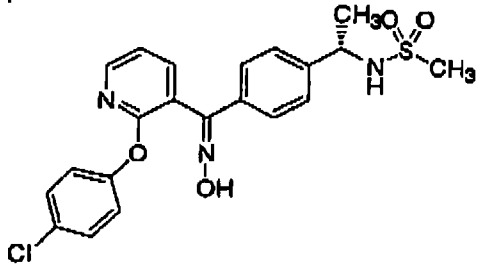
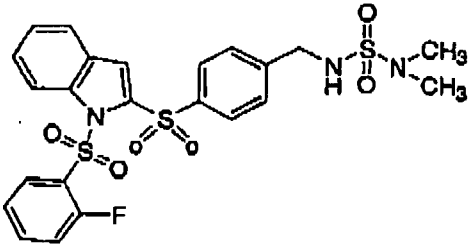
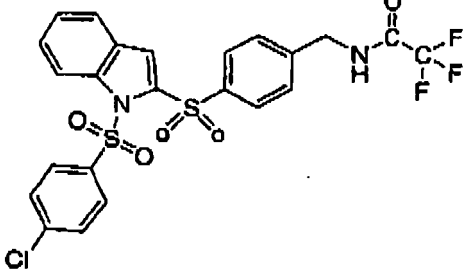
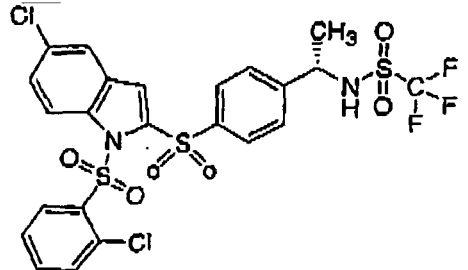
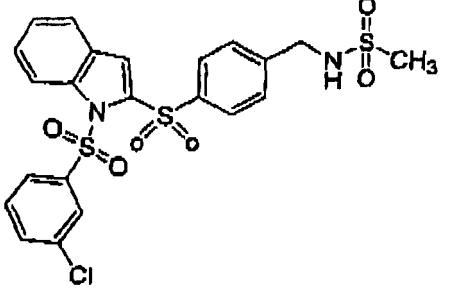
(continued)

Compound Number	Structure
27	
28	
29	
30	
31	
32 *	

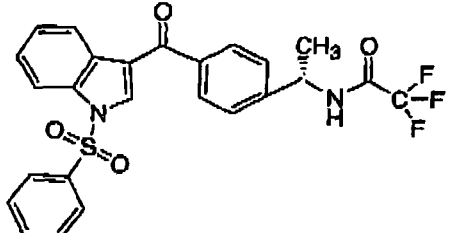
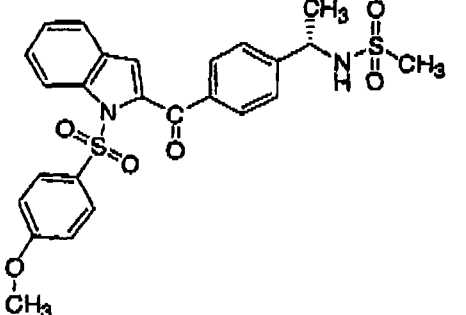
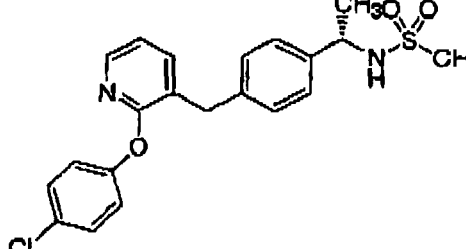
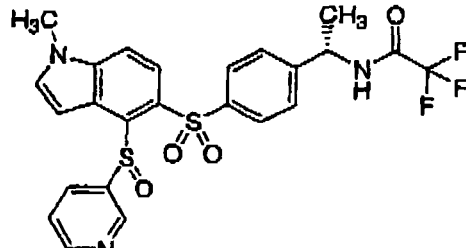
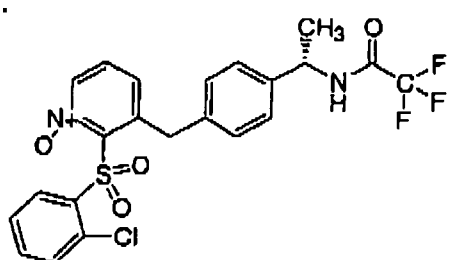
(continued)

Compound Number	Structure
33 *	
34 *	
35	
36	
37	

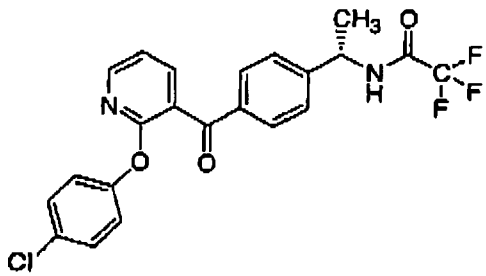
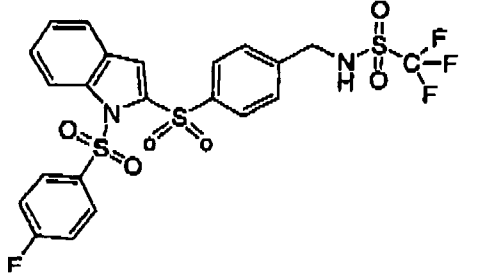
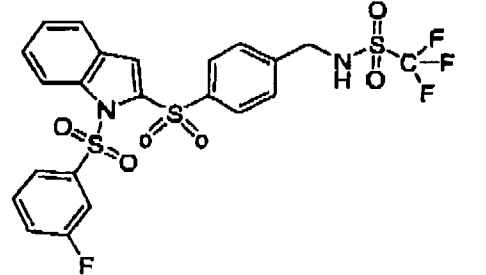
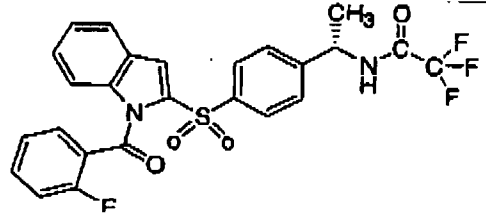
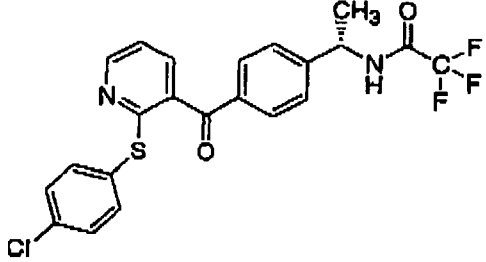
(continued)

Compound Number	Structure
38 *	
39	
40	
41	
42	

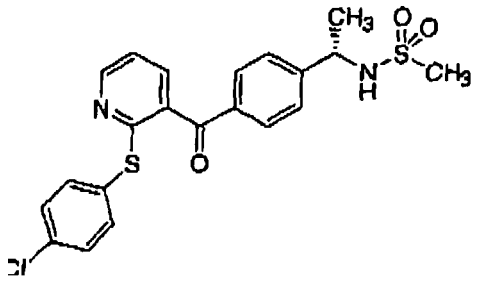
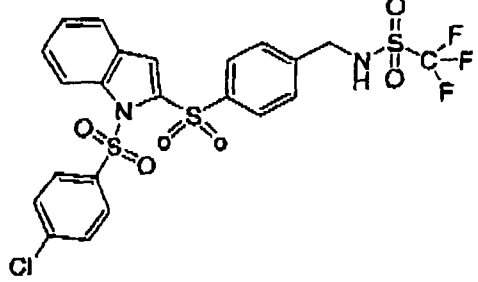
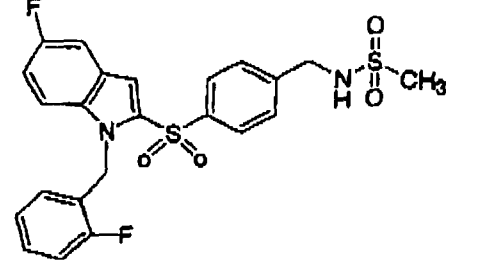
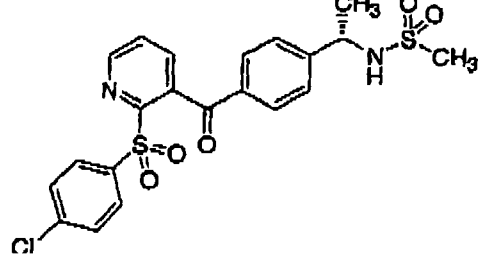
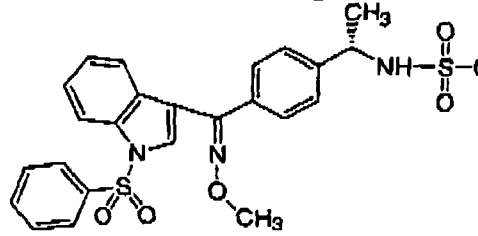
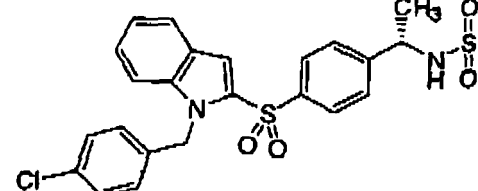
(continued)

Compound Number	Structure
43 *	
44 *	
45	
46	
47	

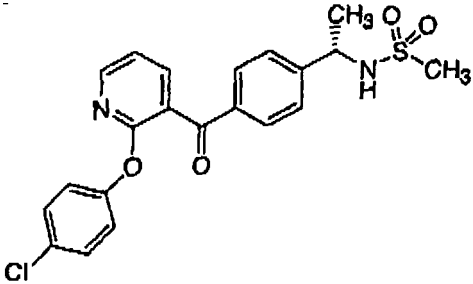
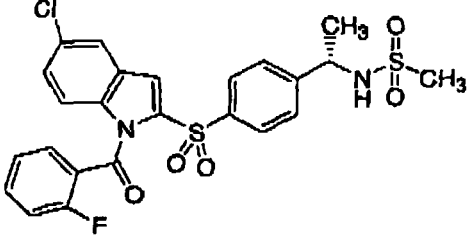
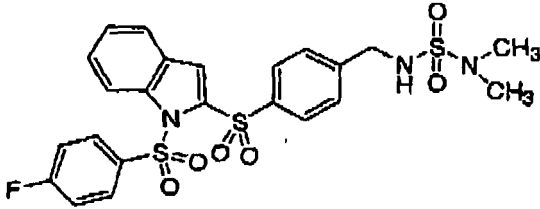
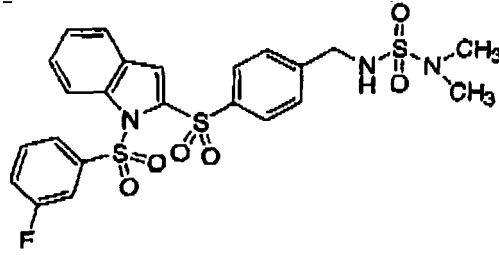
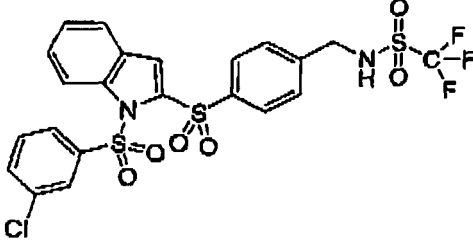
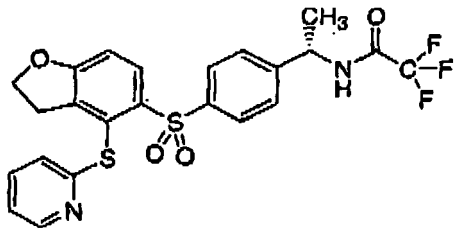
(continued)

Compound Number	Structure
48 *	 <chem>CC(=O)N[C@H](c1ccc(cc1)C(=O)c2ccncc2Oc3ccc(Cl)cc3)c4ccc(cc4)C(F)(F)F</chem>
49	 <chem>CC(F)(F)F(=O)N[C@@H](Cc1ccc(cc1)S(=O)(=O)N2C(=N3C=CC=CC=C3N2)S(=O)(=O)N4C=CC=C(F)C=C4)C(=O)N</chem>
50	 <chem>CC(F)(F)F(=O)N[C@@H](Cc1ccc(cc1)S(=O)(=O)N2C(=N3C=CC=CC=C3N2)S(=O)(=O)N4C=CC=C(F)C=C4)C(=O)N</chem>
51	 <chem>CC(F)(F)F(=O)N[C@H](C)[C@@H](Cc1ccc(cc1)S(=O)(=O)N2C(=N3C=CC=CC=C3N2)C(=O)c4ccccc4F)S(=O)(=O)N</chem>
52 *	 <chem>CC(=O)N[C@H](c1ccc(cc1)C(=O)c2ccncc2Sc3ccc(Cl)cc3)c4ccc(cc4)C(F)(F)F</chem>

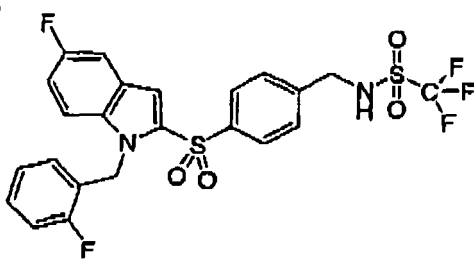
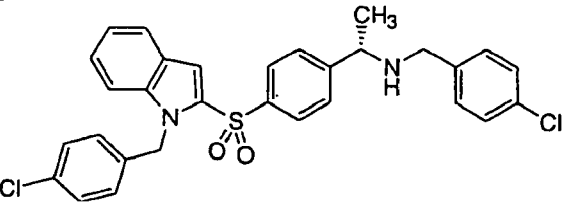
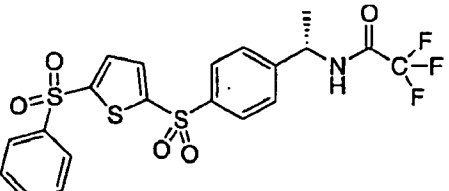
(continued)

Compound Number	Structure
53 *	 <chem>CN(C)S(=O)(=O)C[C@H](c1ccc(cc1)C(=O)c2ccn(c2)Sc3ccc(Cl)cc3)C</chem>
54	 <chem>CC(F)(F)S(=O)(=O)N[C@@H](Cc1ccc(cc1)S(=O)(=O)NCC2=CC=C(C=C2)S(=O)(=O)N3Cc4cc(Cl)ccc43)c5cnc6ccccc56</chem>
55	 <chem>CN(C)S(=O)(=O)C[C@H](c1ccc(cc1)S(=O)(=O)NCC2=CC=C(C=C2)S(=O)(=O)N3Cc4cc(F)ccc43)c5cnc6cc(F)cc65</chem>
56 *	 <chem>CN(C)S(=O)(=O)C[C@H](c1ccc(cc1)C(=O)c2ccn(c2)Sc3ccc(Cl)cc3)C</chem>
57 *	 <chem>CN(C)S(=O)(=O)C[C@H](c1ccc(cc1)C(=O)c2ccn(c2)Sc3ccc(Cl)cc3)C</chem>
58	 <chem>CN(C)S(=O)(=O)C[C@H](c1ccc(cc1)S(=O)(=O)NCC2=CC=C(C=C2)S(=O)(=O)N3Cc4cc(Cl)ccc43)c5cnc6ccccc56</chem>

(continued)

Compound Number	Structure
59 *	
60	
61	
62	
63	
64	

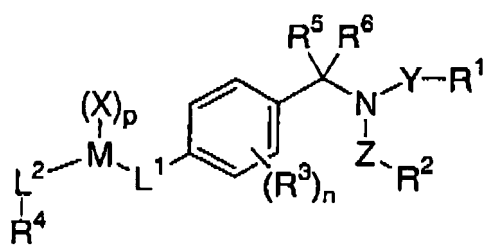
(continued)

Compound Number	Structure
65	
66	
67	

[0190] It will be understood that various modifications can be made to the embodiments and examples disclosed herein. Therefore, the above description should not be construed as limiting, but merely as exemplifications of preferred embodiments.

Claims

1. A compound represented by the structural formula:



or a pharmaceutically acceptable salt or solvate thereof; wherein:

R¹ is selected from the group consisting of hydrogen, substituted or unsubstituted alkyl, substituted or unsubstituted alkenyl, haloalkyl, -N(R⁷)₂, substituted or unsubstituted cycloalkyl, substituted or unsubstituted cycloheteroalkyl, substituted or unsubstituted aryl, and substituted or unsubstituted heteroaryl, wherein the term "substituted" means being substituted with (X)_p;

R² is selected from the group consisting of hydrogen, substituted or unsubstituted alkyl, substituted or unsubstituted alkenyl, haloalkyl, -N(R⁷)₂, substituted or unsubstituted cycloalkyl, substituted or unsubstituted cycloheteroalkyl, substituted or unsubstituted aryl, and substituted or unsubstituted heteroaryl, wherein the term "substituted" means being substituted with (X)_p;

R³ is selected from the group consisting of alkyl, heteroalkyl, aryl, heteroaryl, Br, Cl, F, CF₃, OCF₂H, OCF₃, and alkoxy, wherein R³ can be the same or different and is independently selected when n > 1;

R⁴ is selected from the group consisting of H, substituted or unsubstituted alkyl, substituted or unsubstituted alkenyl, substituted or unsubstituted cycloalkyl, substituted or unsubstituted cycloheteroalkyl, substituted or unsubstituted aryl, and substituted or unsubstituted heteroaryl, wherein the term "substituted" means being substituted with (X)_p;

R⁵ and R⁶, which can be the same or different, are independently selected from the group consisting of H, substituted or unsubstituted alkyl, substituted or unsubstituted alkenyl, substituted or unsubstituted cycloalkyl, substituted or unsubstituted cycloheteroalkyl, substituted or unsubstituted aryl, and substituted or unsubstituted heteroaryl, wherein the term "substituted" means being substituted with (X)_p;

R⁷ is selected from the group consisting of hydrogen, substituted or unsubstituted alkyl, substituted or unsubstituted alkenyl, haloalkyl, substituted or unsubstituted cycloalkyl, substituted or unsubstituted cycloheteroalkyl, substituted or unsubstituted aryl, and substituted or unsubstituted heteroaryl, or two R⁷ groups can form a ring of 4-7 carbon atoms, wherein the term "substituted" means being substituted with (X)_p;

L¹ is selected from the group consisting of -C(R²)₂-, -(CH(OR²))-, -S(O₂)-, -S(O)-, -S-, -O-, -N(R²)-, -C(O)N(H)-, -CF₂-, and -CH(NHOR²)-;

L² is selected from the group consisting of a covalent bond, -CH₂-, -CH(CH₃)-, -C(CH₃)₂-, -C(=N-O-R²)-, -S(O₂)-, -S(O)-, -S-, -C(O)-, -O-, -N(R²)-, -C(O)N(H)- and -N(H)C(O)-;

M is a heteroaryl moiety or a dihydrobenzofuranyl group;

n is 0-4;

p is 0-5;

X can be the same or different and is selected from the group consisting of Br, Cl, F, CF₃, OH, OCF₂H, OCF₃, alkoxy, alkyl, cycloalkyl, -O-cycloalkyl, heteroalkyl, C(O)N(R⁷)₂, -S(O₂)R², and -OS(O₂)R², wherein X is independently selected when p > 1;

Y is selected from the group consisting of a covalent bond, -CH₂-, -S(O₂)-, and -C(O)-;

Z is selected from the group consisting of a covalent bond, -CH₂-, -S(O₂)-, and -C(O)-;

"cycloheteroalkyl" means a non-aromatic mono- or multicyclic fused ring system comprising 3 to 10 ring carbon atoms, wherein the cycloheteroalkyl has 1 or 2 heteroatoms independently selected from O, S or N, said heteroatom(s) interrupting a carbocyclic ring structure provided that the rings do not contain adjacent oxygen and/or sulfur atoms; and

"heteroaryl" represents cyclic aromatic groups of 5 or 6 ring atoms or bicyclic groups of 11 to 12 ring atoms having 1 or 2 heteroatoms independently selected from O, S or N, said heteroatom(s) interrupting a carbocyclic ring structure and having a sufficient number of delocalized pi electrons to provide aromatic character, provided that the rings do not contain adjacent oxygen and/or sulfur atoms or "heteroaryl" represents indolyl, benzofuranyl, benzothienyl, quinazoliny, quinolyl or phthalaziny;

with the following provisos:

when L² is a covalent bond, M is directly linked to R⁴;

when Y is a covalent bond, R¹ is directly linked to the nitrogen atom shown in formula I; and

when Z is a covalent bond, R² is directly linked to the nitrogen atom shown in formula I.

2. A compound according to claim 1, wherein L¹ is -S(O₂)-, -CH₂- or -CH(OH)-.
3. A compound according to claim 1, wherein L² is -S(O₂)-
4. A compound according to claim 1, wherein Y is -S(O₂)- or -C(O)-,
5. A compound according to claim 1, wherein R¹ is CH₃ or CF₃.
6. A compound according to claim 1, wherein R⁵ and R⁶, which can be the same or different, are H or CH₃.
7. A compound according to claim 1, wherein n is 0.
8. A compound according to claim 1, wherein X is Cl.
9. A compound according to claim 1, wherein M is selected from the group consisting of indolyl, benzofuranyl, dihydrobenzofuranyl, furanyl, thienyl, pyridinyl, aryl and pyridinyl-N-oxide.

EP 1 539 693 B9

10. A compound according to claim 1, wherein Z is a covalent bond, n is 0, R² is H, and R¹ R⁴, R⁵, R⁶, M, L¹, L², p, Y and X are defined in the following table:

5

10

15

20

25

30

35

40

45

50

55

5

10

15

20

25

30


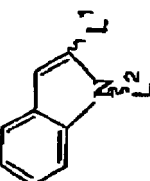
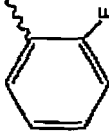
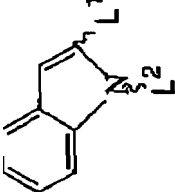

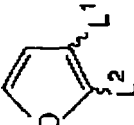
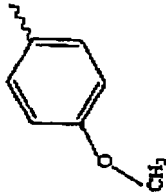
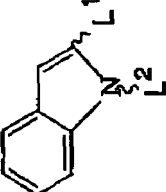
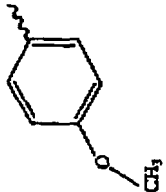
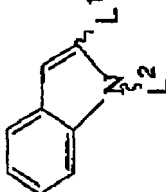
35

40

45

50

55

#	R ¹	R ⁵ , R ⁶	R ⁴ (with linking point to L ²)	M (with linking points to L ¹ , L ² and X)	L ¹	L ²	Y	p, X
1	CH ₃	CH ₃ , H			-S(O ₂)-	-S(O ₂)-	-S(O ₂)-	0
2	CF ₃	CHH			-S(O ₂)-	-S(O ₂)-	-C(O)	0
3	CF ₃	CH ₃ H			-S(O ₂)-	-S(O ₂)-	-S(O ₂)-	0
4	CF ₃	CH ₃ H			-S(O ₂)-	-S(O ₂)-	-C(O)	0
5	CH ₃	H,			-S(O ₂)-	-S(O ₂)-	-S(O ₂)-	0

5

10

15

20

25

30

35


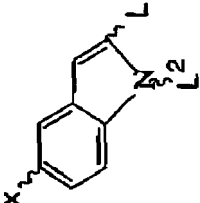
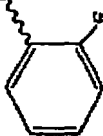
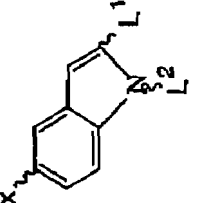

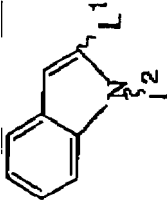
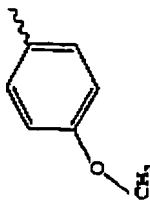
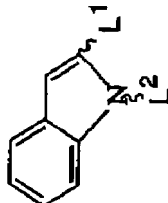
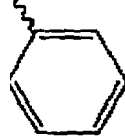
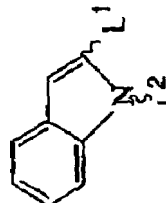
40

45

50

55

(continued)

#	R ¹	R ⁵ , R ⁶	R ⁴ (with linking point to L ²)	M (with linking points to L ¹ , L ² and X)	L ¹	L ²	Y	p, X
6	CH ₃	CH ₃ , H			-S(O ₂)-	-S(O ₂)-	-S(O ₂)-	1, Cl
7	CF ₃	CH ₃ , H			-S(O ₂)-	-S(O ₂)-	-S(O ₂)-	1, Cl
8	CH ₃	CH ₃ , H			-CH ₂ -	-S(O ₂)-	-S(O ₂)-	0
9	CF ₃	CH ₃ , H			-CH- OH	-S(O ₂)-	-C(O)-	0
10	CF ₃	CH ₃ , H			-CH ₂ -	-S(O ₂)-	-C(O)-	0

5

10

15

20

25

30

35

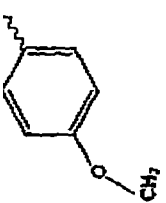
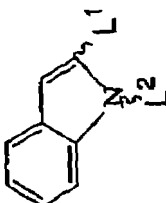

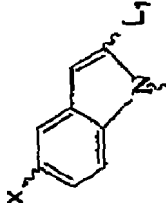

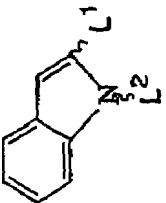

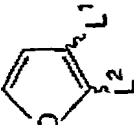
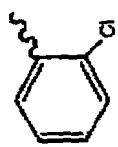
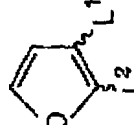

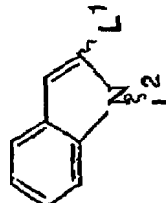
40

45

50

55

(continued)

#	R ¹	R ⁵ , R ⁶	R ⁴ (with linking point to L ²)	M (with linking points to L ¹ , L ² and X)	L ¹	L ²	Y	p, X
11	CF ₃	CH ₃ , H			-CH ₂ -	-S(O ₂)-	-C(O)-	0
12	CH ₃	H, H			-S(O ₂)-	-S(O ₂)-	-S(O ₂)-	1, F
13	CH ₃	H, H			-S(O ₂)-	-S(O ₂)-	-S(O ₂)-	0
14	CF ₃	CH ₃ , H			-S(O ₂)-	-S(O ₂)-	-C(O)-	0
15	CF ₃	CH ₃ , H			-S(O ₂)-	-S(O ₂)-	-C(O)-	0
16	CF ₃	CH ₃ , H			-S(O ₂)-	-S(O ₂)-	-S(O ₂)-	0

5

10

15

20

25

30

35

40

45

50

55

(continued)

#	R ¹	R ⁵ , R ⁶	R ⁴ (with linking point to L ²)	M (with linking points to L ¹ , L ² and X)	L ¹	L ²	Y	p, X
17	CF ₃	CH ₃ , H			-S(O ₂)-	-S(O ₂)-	-S(O ₂)-	0
18	CF ₃	CH ₃ , H			$\begin{matrix} \text{-CH-} \\ \\ \text{OH} \end{matrix}$	-S(O ₂)-	-C(O)-	0
19	CF ₃	CH ₃ , H			-CH ₂ -	-SO ₂ -	-SO ₂ -	0
20	CF ₃	CH ₃ , H			-CH ₂ -	-S(O ₂)-	-C(O)-	0
21	CH ₃	CH ₃ , H			-CH ₂ -	-S(O ₂)-	-S(O ₂)-	0
22	CF ₃	CH ₃ , H			-CH ₂ -	-S(O ₂)-	-S(O ₂)-	0

5

10

15

20

25

30

35

40

45

50

55

(continued)

#	R ¹	R ⁵ , R ⁶	R ⁴ (with linking point to L ²)	M (with linking points to L ¹ , L ² and X)	L ¹	L ²	Y	p, X
23	CF ₃	CH ₃ , H			-CH ₂ -	-S(O ₂)-	-C(O)-	0
24	CH ₃	CH ₃ , CH ₃			-S(O ₂)-	-S(O ₂)-	-S(O ₂)-	0
25	CH ₃	H, H			-S(O ₂)-	-S(O ₂)-	-S(O ₂)-	0
26	CF ₃	CH ₃ , CH ₃			-S(O ₂)-	-S(O ₂)-	-S(O ₂)-	0
27	CF ₃	CH ₃ , H			-S(O ₂)-	-S(O ₂)-	-C(O)-	0
28	CH ₃	H, H			-S(O ₂)-	S(O ₂)-	-S(O ₂)-	0

5

10

15

20

25

30

35

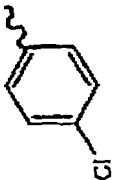
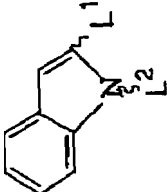

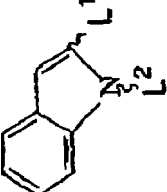
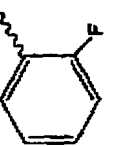
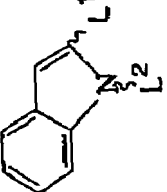

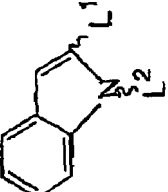
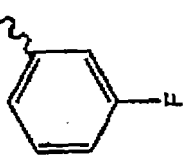
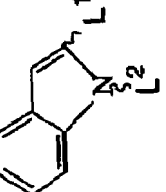
40

45

50

55

(continued)

#	R ¹	R ⁵ , R ⁶	R ⁴ (with linking point to L ²)	M (with linking points to L ¹ , L ² and X)	L ¹	L ²	Y	p, X
29	CH ₃	H, H			-S(O ₂)-	-S(O ₂)-	-S(O ₂)-	0
30	CH ₃	CH ₃ , H			-CH ₂ -	-S(O ₂)-	-S(O ₂)-	0
31	CF ₃	H, H			S(O ₂)-	-S(O ₂)-	-S(O ₂)-	0
35	CF ₃	CH ₃ , CH ₃			-S(O ₂)-	-S(O ₂)-	-S(O ₂)-	0
36	CF ₃	CH ₃ , H			-S(O ₂)-	-S(O ₂)-	-S(O ₂)-	0

5

10

15

20

25

30

35

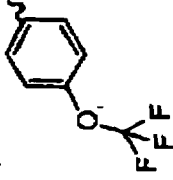
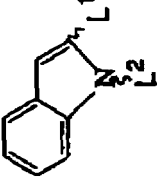
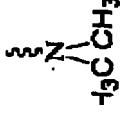
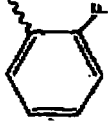
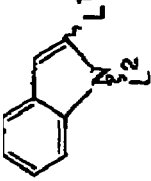
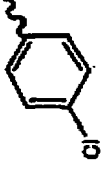
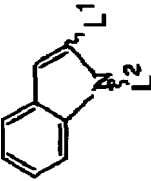

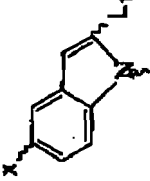

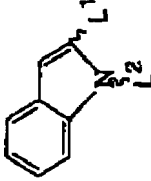
40

45

50

55

(continued)

#	R ¹	R ⁵ , R ⁶	R ⁴ (with linking point to L ²)	M (with linking points to L ¹ , L ² and X)	L ¹	L ²	Y	p, X
37	CH ₃	CH ₃ , H			-S(O ₂)-	-S(O ₂)-	-S(O ₂)-	0
39		H, H			-S(O ₂)-	-S(O ₂)-	-S(O ₂)-	0
40	CF ₃	H, H			-S(O ₂)-	-S(O ₂)-	-C(O)-	0
41	CF ₃	CH ₃ , H			-S(O ₂)-	-S(O ₂)-	-S(O ₂)-	1, Cl
42	CH ₃	H, H			-S(O ₂)-	-S(O ₂)-	-S(O ₂)-	0

5

10

15

20

25

30

35

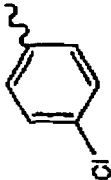
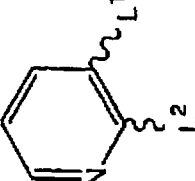
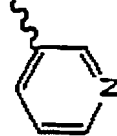
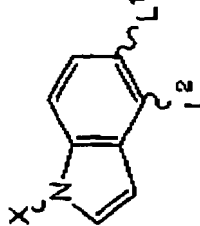
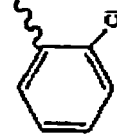
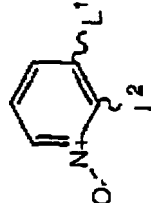
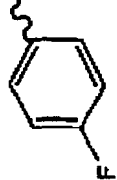
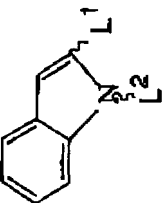
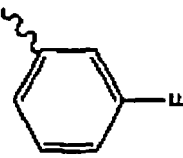
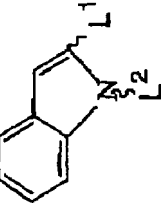
40

45

50

55

(continued)

#	R ¹	R ⁵ , R ⁶	R ⁴ (with linking point to L ²)	M (with linking points to L ¹ , L ² and X)	L ¹	L ²	Y	p, X
45	CH ₃	CH ₃ , H			-CH ₂ -	-O-	-S(O ₂)-	O
46	CF ₃	CH ₃ , H			-SO ₂ -	-SO-	-C(O)-	CH ₃
47	CF ₃ , CF ₃	CH ₃ , H			-CH ₂ -	-S(O ₂)-	-C(O)-	0
49	CF ₃	H, H			-S(O ₂)-	-S(O ₂)-	-S(O ₂)-	0
50	CF ₃	H, H			-S(O ₂)-	-S(O ₂)-	-S(O ₂)-	0

5

10

15

20

25

30

35


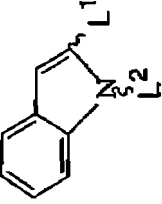
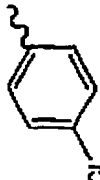
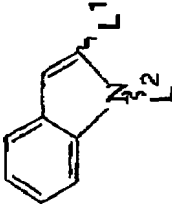

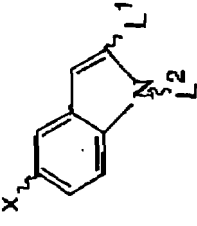
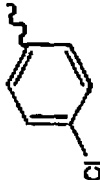
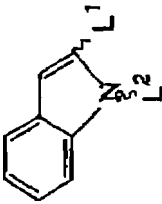
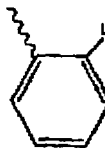
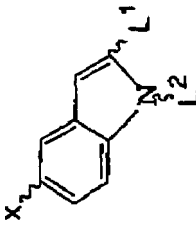
40

45

50

55

(continued)

#	R ¹	R ⁵ , R ⁶	R ⁴ (with linking point to L ²)	M (with linking points to L ¹ , L ² and X)	L ¹	L ²	Y	p, X
51	CF ₃	CH ₃ , H			-S(O ₂)-	-C(O)-	-C(O)-	0
54	CF ₃	H, H			-S(O ₂)-	-S(O ₂)-	-S(O ₂)-	0
55	CH ₃	H, H			-S(O ₂)-	-CH ₂ -	-S(O ₂)-	1, F
58	CH ₃	CH ₃ , H			-S(O ₂)-	-CH ₂ -	-S(O ₂)-	0
60	CH ₃	CH ₃ , H			-S(O ₂)-	-C(O)-	-S(O ₂)-	1, Cl

5

10

15

20

25

30

35

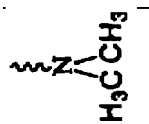
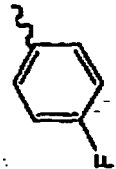
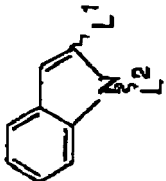
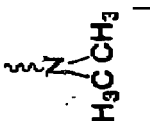
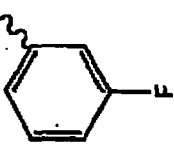
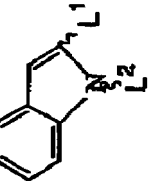
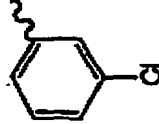
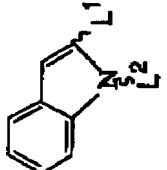
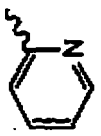
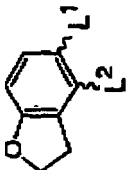
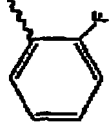
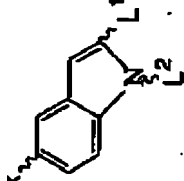

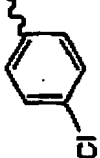
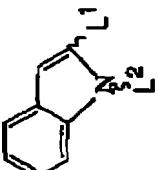
40

45

50

55

(continued)

#	R ¹	R ⁵ , R ⁶	R ⁴ (with linking point to L ²)	M (with linking points to L ¹ , L ² and X)	L ¹	L ²	Y	p, X
61		H, H			-S(O ₂)-	-S(O ₂)-	-S(O ₂)-	0
62		H, H			-S(O ₂)-	-S(O ₂)-	-S(O ₂)-	0
63	CF ₃	He, H			-S(O ₂)-	-S(O ₂)-	-S(O ₂)-	0
64	CF ₃	CH ₃ , H			-S(O ₂)-	-S-	-C(O)-	0
65	CF ₃	H, H			-S(O ₂)-	-CH ₂ -	-S(O ₂)-	1, F
66		CH ₃ , H			-S(O ₂)-	-CH ₂ -	-CH ₂ -	F

5

10

15

20

25

30

35



40

45

50

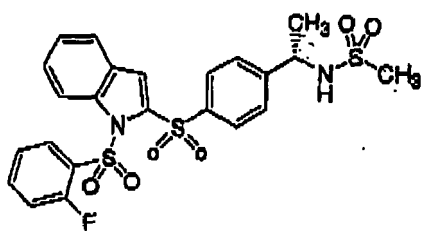
55

(continued)

#	67	R ¹	CF ₃	R ⁵ , R ⁶	CH ₃ , H	R ⁴ (with linking point to L ²)		M (with linking points to L ¹ , L ² and X)		L ¹	-S(O ₂)-	L ²	-S(O ₂)-	Y	-C(O)-	p, X	F
---	----	----------------	-----------------	---------------------------------	---------------------	--	---	--	--	----------------	----------------------	----------------	----------------------	---	--------	------	---

11. The compound according to claim 1 having the following formula

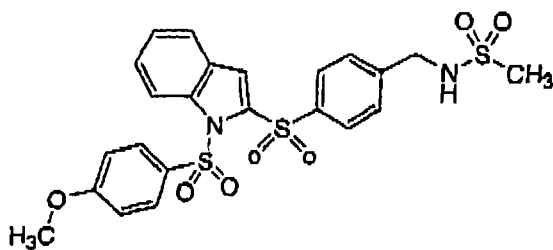
5



10

12. The compound according to claim 1 having the following formula:

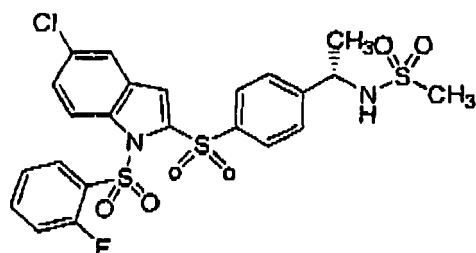
15



20

13. The compound according to claim 1 having the following formula:

25

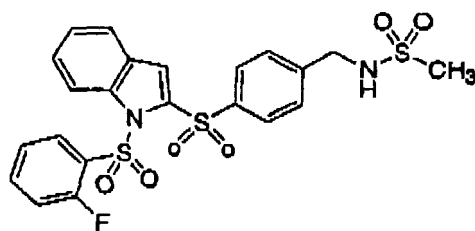


30

35

14. The compound according to claim 1 having the following formula:

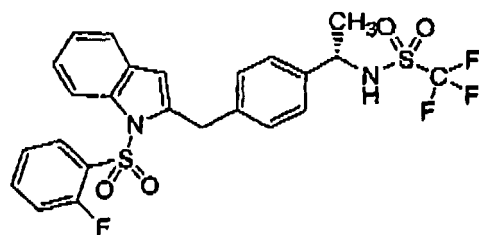
40



45

15. The compound according to claim 1 having the following formula:

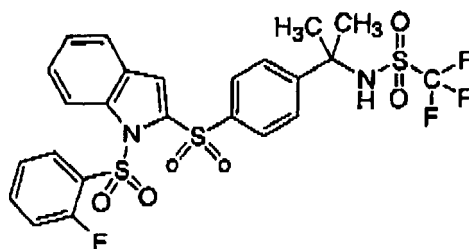
50



55

16. The compound according to claim 1 having the following formula:

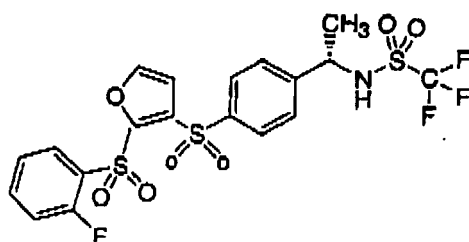
5



10

17. The compound according to claim 1 having the following formula:

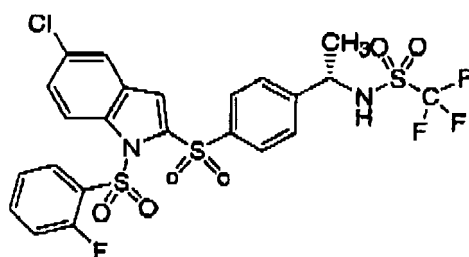
15



20

18. The compound according to claim 1 having the following formula:

25

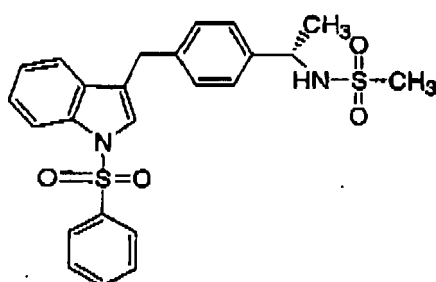


30

35

19. The compound according to claim 1 having the following formula:

40



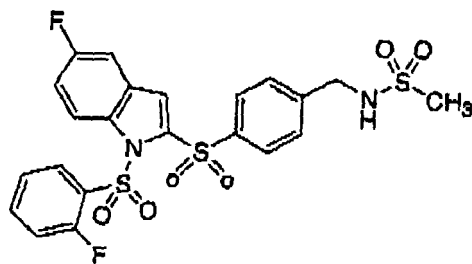
45

20. The compound according to claim 1 having the following formula:

50

55

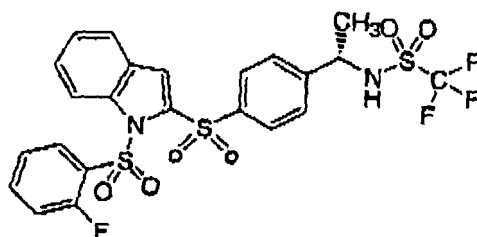
5



10

21. The compound according to claim 1 having the following formula:

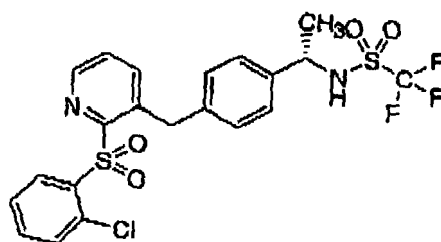
15



20

22. The compound according to claim 1 having the following formula:

25

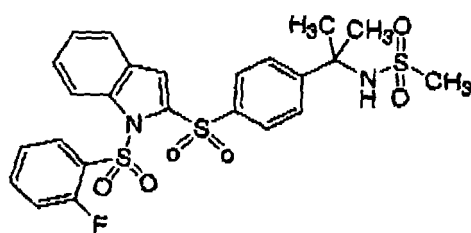


30

35

23. The compound according to claim 1 having the following formula:

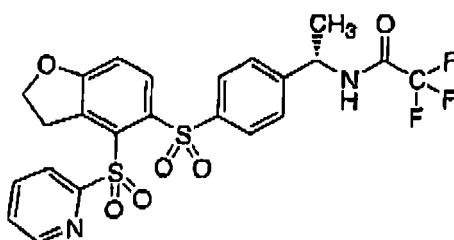
40



45

24. The compound according to claim 1 having the following formula:

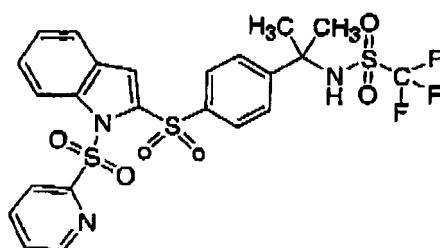
50



55

25. The compound according to claim 1 having the following formula:

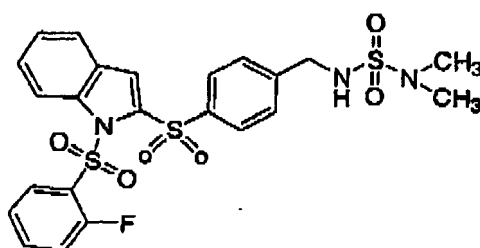
5



10

26. The compound according to claim 1 having the following formula:

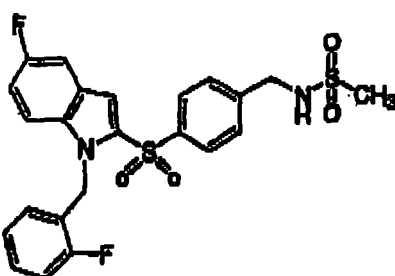
15



20

27. The compound according to claim 1 having the following formula:

25

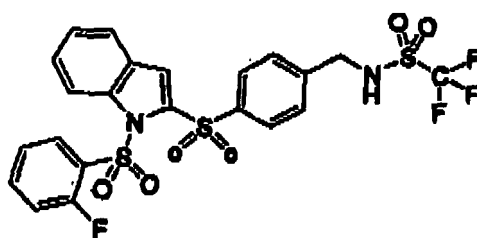


30

35

28. The compound according to claim 1 having the following formula:

40



45

29. The compound according to claim 1 wherein said alkyl is

50

30. A pharmaceutical composition comprising one or more compounds according to claim 1.

31. The Pharmaceutical composition according to claim 30, further comprising one or more pharmaceutically acceptable carriers.

55

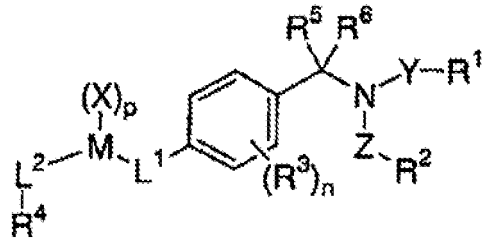
32. A method of preparing the pharmaceutical composition of claim 31, said method comprising contacting said one or more compounds of formula I with said one or more pharmaceutically acceptable carriers.

33. Use of one or more compounds according to claim 1 for the manufacture of a medicament for stimulating cannabinoid CB₂ receptors in a patient.
- 5 34. Use of one or more compounds according to claim 1 for the manufacture of a medicament for treating cancer, inflammatory diseases, immunomodulatory diseases, or respiratory diseases. C₁₋₆alkyl.
- 10 35. Use according to claim 34, wherein said cancer, inflammatory diseases, immunomodulatory diseases or respiratory diseases are one or more diseases selected from the group consisting of cutaneous T cell lymphoma, rheumatoid arthritis, systemic lupus erythematosus, multiple sclerosis, glaucoma, diabetes, osteoporosis, renal ischemia, myocardial infarction, cerebral stroke, cerebral ischemia, nephritis, hepatitis, glomerulonephritis, cryptogenic fibrosing aveolitis, psoriasis, atopic dermatitis, vasculitis, allergy, seasonal allergic rhinitis, Crohn's disease, inflammatory bowel disease, reversible airway obstruction, adult respiratory distress syndrome, asthma, chronic obstructive pulmonary disease (COPD) and bronchitis.
- 15 36. Use according to claim 34, wherein said medicament further comprises, one or more second agents which can be the same or different, and are independently selected from the group consisting of *DMARDS*, *NSAIDS*, *COX-2* selective inhibitors, *COX-1* inhibitors, immunosuppressives, BRMs, and anti-inflammatory agents, or wherein said medicament is for co-administration with one or more said second agents.
- 20 37. Use according to claim 36, wherein said *DMARDS* can be the same or different and are independently selected from the group consisting of methotrexate, azathioprine, leflunomide, pencillinamine, gold salts, mycophenolate mofetil, and cyclophosphamide.
- 25 38. Use according to claim 36, wherein said *NSAIDS* can be the same or different and are independently selected from the group consisting of piroxicam, naproxen, indomethacin and ibuprofen.
- 30 39. Use according to claim 36, wherein said *COX-1* inhibitor is Piroxicam.
- 40 40. Use according to claim 36, wherein said *COX-2* selective inhibitor is rofecoxib or celecoxib.
- 45 41. Use according to claim 36, wherein said immunosuppressives can be the same or different and are Independently selected from the group consisting of steroids, cyclosporine, Tacrolimus or rapamycin.
- 50 42. Use according to claim 36, wherein said BRMs can be the same or different and are independently selected from the group consisting of etanercept, infliximab, IL-1 antagonists, anti-CD40, anti-CD28, IL-10, and anti-adhesion molecules.
- 55 43. Use according to claim 36, wherein said anti-inflammatory agents can be the same or different and are Independently selected from the group consisting of p38 kinase inhibitors, PDE4 inhibitors, TACE inhibitors, chemokine receptor antagonists, and Thalidomide.
44. Use according to claim 34, wherein said medicament further comprises a second agent selected from the group consisting of Anaprox, Arava, Arthrotec, Azulfidine, Aspirin, Cataflam, Celestone Soluspan, Clinoril, Cortone Acetate, Cuprimine, Daypro, Decadron, Depen, Depo-Medrol, Disalcid, Dolobid, Naprosyn, Gengraf, Hydrocortone, Imuran, Indocin, Lodine, Motrin, Myochrysine, Nalfon, Naprelan, Neoral, Orudis, Oruvail, Pediapred, Plaquenil, Prelone, Relafen, Solu-Medrol, Tolectin, Trilisate and Volataren, or wherein said medicament is for co-administration with said second agent.
45. Use according to claim 34, wherein said medicament is for oral or subcutaneous administration.
46. Use of a compound according to claim 1 for the manufacture of a medicament for treating multiple sclerosis, wherein said medicament further comprises one or more additional agents which may be the same or different and are independently selected from the group consisting of interferon B1a, Interferon B1b and glatiramer acetate, or wherein said medicament is for co-administration with one or more said additional agents.
47. A kit for treating cancer, inflammatory diseases, immunomodulatory diseases, and respiratory diseases comprising In one or more containers an active compound for stimulating cannabinoid CB₂ receptors in a patient which comprises in one or more containers, one or more compounds according to claim 1 in one or more pharmaceutically acceptable

carriers.

Patentansprüche

1. Verbindung mit der Strukturformel:



oder ein pharmazeutisch annehmbares Salz oder Solvat davon, wobei

R¹ ausgewählt ist aus der Gruppe bestehend aus Wasserstoff, substituiertem oder unsubstituiertem Alkyl, substituiertem oder unsubstituiertem Alkenyl, Halogenalkyl, -N(R⁷)₂, substituiertem oder unsubstituiertem Cycloalkyl, substituiertem oder unsubstituiertem Cycloheteroalkyl, substituiertem oder unsubstituiertem Aryl und substituiertem oder unsubstituiertem Heteroaryl, wobei der Begriff "substituiert" mit (X)_p substituiert bedeutet;

R² ausgewählt ist aus der Gruppe bestehend aus Wasserstoff, substituiertem oder unsubstituiertem Alkyl, substituiertem oder unsubstituiertem Alkenyl, Halogenalkyl, -N(R⁷)₂, substituiertem oder unsubstituiertem Cycloalkyl, substituiertem oder unsubstituiertem Cycloheteroalkyl, substituiertem oder unsubstituiertem Aryl und substituiertem oder unsubstituiertem Heteroaryl, wobei der Begriff "substituiert" mit (X)_p substituiert bedeutet;

R³ ausgewählt ist aus der Gruppe bestehend aus Alkyl, Heteroalkyl, Aryl, Heteroaryl, Br, Cl, F, CF₃, OCF₂H, OCF₃ und Alkoxy, wobei R³ gleich oder verschieden sein kann und unabhängig ausgewählt ist, wenn n > 1

R⁴ ausgewählt ist aus der Gruppe bestehend aus H, substituiertem oder unsubstituiertem Alkyl, substituiertem oder unsubstituiertem Alkenyl, substituiertem oder unsubstituiertem Cycloalkyl, substituiertem oder unsubstituiertem Cycloheteroalkyl, substituiertem oder unsubstituiertem Aryl und substituiertem oder unsubstituiertem Heteroaryl, wobei der Begriff "substituiert" mit (X)_p substituiert bedeutet;

R⁵ und R⁶, die gleich oder verschieden sein können, unabhängig ausgewählt sind aus der Gruppe bestehend aus H, substituiertem oder unsubstituiertem Alkyl, substituiertem oder unsubstituiertem Alkenyl, substituiertem oder unsubstituiertem Cycloalkyl, substituiertem oder unsubstituiertem Cycloheteroalkyl, substituiertem oder unsubstituiertem Aryl und substituiertem oder unsubstituiertem Heteroaryl, wobei der Begriff "substituiert" mit (X)_p substituiert bedeutet;

R⁷ ausgewählt ist aus der Gruppe bestehend aus Wasserstoff, substituiertem oder unsubstituiertem Alkyl, substituiertem oder unsubstituiertem Alkenyl, Halogenalkyl, substituiertem oder unsubstituiertem Cycloalkyl, substituiertem oder unsubstituiertem Cycloheteroalkyl, substituiertem oder unsubstituiertem Aryl und substituiertem oder unsubstituiertem Heteroaryl, oder zwei R⁷-Gruppen einen Ring aus 4 bis 7 Kohlenstoffatomen bilden können, wobei der Begriff "substituiert" mit (X)_p substituiert bedeutet;

L¹ ausgewählt ist aus der Gruppe bestehend aus -C(R²)₂-, -(CH(OR²))-, -S(O₂)-, -S(O)-, -S-, -O-, -N(R²)-, -C(O)N(H)-, -CF₂- und -CH(NHOR²)-;

L² ausgewählt ist aus der Gruppe bestehend aus einer kovalenten Bindung, -CH₂-, -CH(CH₃)-, -C(CH₃)₂-, -C(=N-O-R¹)-, -S(O₂)-, -S(O)-, -S-, -C(O)-, -O-, -N(R²)-, -C(O)N(H)- und -N(H)C(O)-;

M eine Heteroaryleinheit oder eine Dihydrobenzofuranylgruppe ist,

n 0 bis 4 ist,

p 0 bis 5 ist;

X gleich oder verschieden sein kann und ausgewählt ist aus der Gruppe bestehend aus Br, Cl, F, CF₃, OH, OCF₂H, OCF₃, Alkoxy, Alkyl, Cycloalkyl, -O-Cycloalkyl, Heteroalkyl, -C(O)N(R⁷)₂-, -S(O₂)R² und -OS(O₂)R², wobei X unabhängig gewählt ist, wenn p > 1;

Y ausgewählt ist aus der Gruppe bestehend aus einer kovalenten Bindung, -CH₂-, -S(O₂)- und -C(O)-;

Z ausgewählt ist aus der Gruppe bestehend aus einer kovalenten Bindung, -CH₂-, -S(O₂)- und -C(O)-;

"Cycloheteroalkyl" ein nicht-aromatisches, mono- oder multicyclisches, kondensiertes Ringsystem bedeutet, das 3 bis 10 Ringkohlenstoffatome enthält, wobei das Cycloheteroalkyl 1 oder 2 Heteroatome unabhängig ausgewählt aus O, S oder N aufweist, wobei das Heteroatom/die Heteroatome eine carbocyclische Ringstruktur

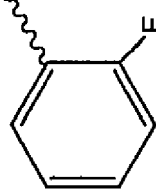
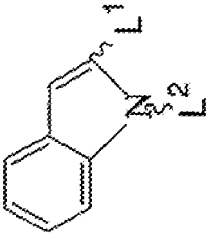
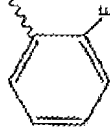
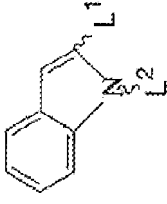
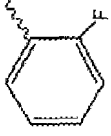
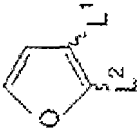
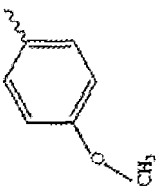
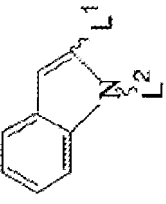
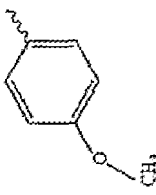
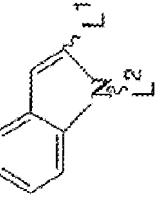
unterbricht bzw. unterbrechen, mit der Maßgabe, dass die Ringe keine benachbarten Sauerstoff- und/oder Schwefelatome enthalten; und "Heteroaryl" cyclische aromatische Gruppen mit 5 oder 6 Ringatomen oder bicyclische Gruppen mit 11 bis 12 Ringatomen mit einem oder zwei Heteroatomen bedeutet, die unabhängig ausgewählt sind aus O, S oder N, wobei das Heteroatom/die Heteroatome eine carbocyclische Ringstruktur unterbricht/unterbrechen und eine ausreichende Anzahl delocalisierter n-Elektronen hat/haben, um aromatischen Charakter zu liefern, mit der Maßgabe, dass die Ringe keine benachbarten Sauerstoff- und/oder Schwefelatome enthalten, oder "Heteroaryl" Indolyl, Benzofuranyl, Benzothienyl, Chinazolyl, Chinolyl oder Phthalazinyl bedeutet,

mit den folgenden Maßgaben:

wenn L^2 eine kovalente Bindung ist, ist M direkt an R^4 gebunden;
wenn Y eine kovalente Bindung ist, ist R^1 direkt an das in Formel I gezeigte Stickstoffatom gebunden, und
wenn Z eine kovalente Bindung ist, ist R^2 direkt an das in Formel I gezeigte Stickstoffatom gebunden.

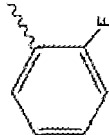
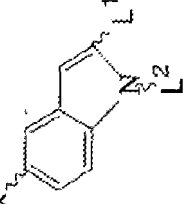
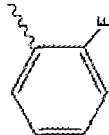
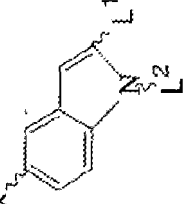

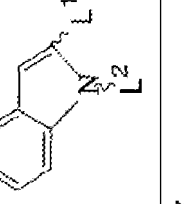
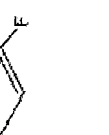
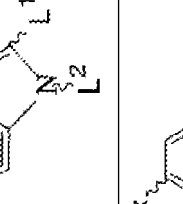
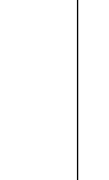
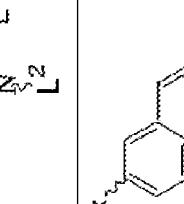


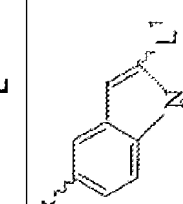
2. Verbindung nach Anspruch 1, bei der L^1 $-S(O_2)-$, $-CH_2-$ oder $-CH(OH)-$ ist.
3. Verbindung nach Anspruch 1, bei der L^2 $-S(O_2)-$ ist.
4. Verbindung nach Anspruch 1, bei der Y $-S(O_2)-$ oder $-C(=O)-$ ist.
5. Verbindung nach Anspruch 1, bei der R^1 CH_3 oder CF_3 ist.
6. Verbindung nach Anspruch 1, bei der R^5 und R^6 , die gleich oder verschieden sein können, H oder CH_3 sind.
7. Verbindung nach Anspruch 1, bei der n 0 ist.
8. Verbindung nach Anspruch 1, bei der X Cl ist.
9. Verbindung nach Anspruch 1, bei der M ausgewählt ist aus der Gruppe bestehend aus Indolyl, Benzofuranyl, Dihydrobenzofuranyl, Furanyl, Thienyl, Pyridinyl, Aryl und Pyridinyl-N-oxid.
10. Verbindung nach Anspruch 1, bei der Zeine kovalente Bindung ist, n 0 ist, R^2 H ist und R^1 , R^4 , R^5 , R^6 , M, L^1 , L^2 , p, Y und X in der folgenden Tabelle definiert sind:

5
10
15
20
25
30
35
40
45
50
55

Nr.	R ¹	R ⁵ , R ⁶	R ⁴ (mit Bindungspunkt an L ²)	M (mit Bindungspunkten an L ¹ , L ² und X)	L ¹	L ²	Y	p, X
1	CH ₃	CH ₃ , H			-S(O ₂)-	-S(O ₂)-	-S(O ₂)-	0
2	CF ₃	CH ₃ , H			-S(O ₂)-	S(O ₂)-	-C(O)-	0
3	CF ₃	CH ₃ , H			-S(O ₂)-	-S(O ₂)-	-S(O ₂)-	0
4	CF ₃	CH ₃ , H			-S(O ₂)-	-S(O ₂)-	-C(O)-	0
5	CH ₃	H, H, H, H			-S(O ₂)-	-S(O ₂)-	-S(O ₂)-	0

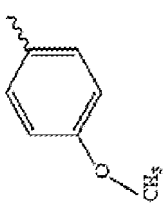
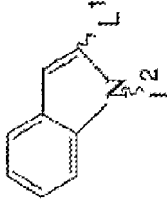

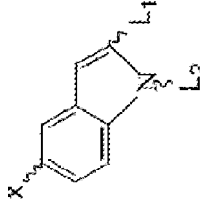
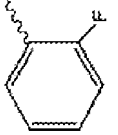
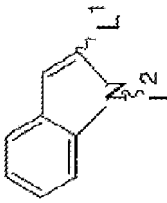
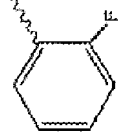
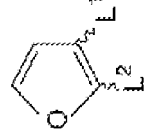
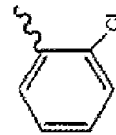
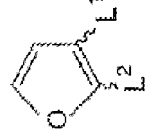
5
10
15
20
25
30
35
40
45
50
55

(fortgesetzt)

Nr.	R ¹ CH ₃	R ⁵ , R ⁶ CH ₃ , H	R ⁴ (mit Bindungspunkt an L ²) 	M (mit Bindungspunkten an L ¹ , L ² und X) 	L ¹ -S(O ₂)-	L ² -S(O ₂)-	Y -S(O ₂)-	p, X 1, Cl
6	CH ₃	CH ₃ , H			-S(O ₂)-	-S(O ₂)-	-S(O ₂)-	1, Cl
7	CF ₃	CH ₃ , H			-S(O ₂)-	-S(O ₂)-	S(O ₂)-	1, Cl
8	CH ₃	CH ₃ , CH ₃ , H			-CH ₂ -	-S(O ₂)-	S(O ₂)-	0
9	CF ₃	CH ₃ , H				-S(O ₂)-	-C(O)-	0
10	CF ₃	CH ₃ , H			-CH ₂ -	-S(O ₂)-	-C(O)-	0

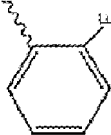
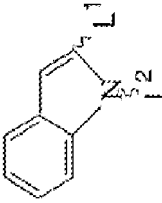
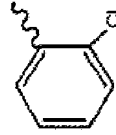
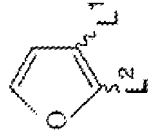
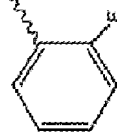
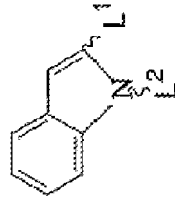
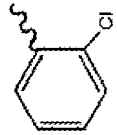
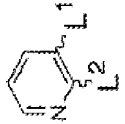
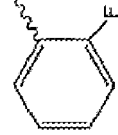
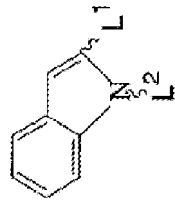
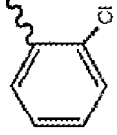
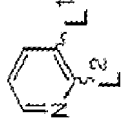
5
10
15
20
25
30
35
40
45
50
55

(fortgesetzt)

Nr.	R ¹	R ⁵ , R ⁶	R ⁴ (mit Bindungspunkt an L ²)	M (mit Bindungspunkten an L ¹ , L ² und X)	L ¹	L ²	Y	p, X
11	CF ₃	CH ₃ , H			-CH ₂ -	-S(O ₂)-	-C(O)-	0
12	CH ₃	H, H			-S(O ₂)-	-S(O ₂)-	-S(O ₂)-	1, F
13	CH ₃	H, H			-S(O ₂)-	-S(O ₂)-	-S(O ₂)-	0
14	CF ₃	CH ₃ , H			-S(O ₂)-	-S(O ₂)-	-C(O)-	0
15	CF ₃	CH ₃ , H			-S(O ₂)-	-S(O ₂)-	-C(O)-	0

5
10
15
20
25
30
35
40
45
50
55

(fortgesetzt)

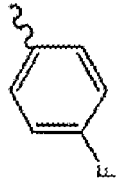
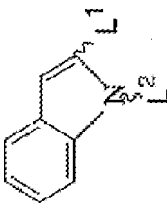
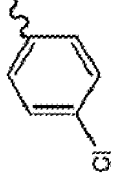
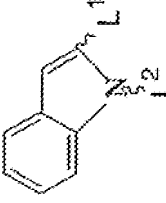
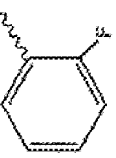
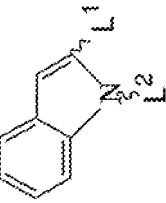

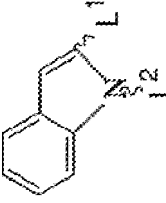

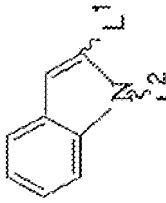
Nr.	R ¹	R ⁵ , R ⁶	R ⁴ (mit Bindungspunkt an L ²)	M (mit Bindungspunkten an L ¹ , L ² und X)	L ¹	L ²	Y	p, X
16	CF ₃	CH ₃ , H			-S(O ₂)-	-S(O ₂)-	S(O ₂)-	0
17	CF ₃	CH ₃ , H			-S(O ₂)-	-S(O ₂)-	-S(O ₂)-	0
18	CF ₃	CH ₃ , H			$\begin{array}{c} \text{CH-} \\ \\ \text{OH} \end{array}$	-S(O ₂)-	-C(O)-	0
19	CF ₃	CH ₃ , H			-CH ₂ -	-SO ₂ -	-SO ₂ -	0
20	CF ₃	CH ₃ , H			-CH ₂ -	-S(O ₂)-	-C(O)-	0
21	CH ₃	CH ₃ , H			-CH ₂ -	-S(O ₂)-	-S(O ₂)-	0

(fortgesetzt)

55	Nr.	22	23	24	25	26	27
50	R ¹	CF ₃	CF ₃	CH ₃	CH ₃	CF ₃	CF ₃
45	R ⁵ , R ⁶	CH ₃ , H	CH ₃ , H	CH ₃ , CH ₃	H, H	CH ₃ , CH ₃	CH ₃ , H
40	R ⁴ (mit Bindungspunkt an L ²)						
35	M (mit Bindungspunkten an L ¹ , L ² und X)						
20	L ¹	-CH ₂ -	-CH ₂ -	-S(O ₂)-	-S(O ₂)-	-S(O ₂)-	-S(O ₂)-
15	L ²	-S(O ₂)-	-S(O ₂)-	-S(O ₂)-	-S(O ₂)-	-S(O ₂)-	-S(O ₂)-
10	Y	-S(O ₂)-	-C(O)-	-S(O ₂)-	-S(O ₂)-	-S(O ₂)-	-C(O)-
5	p, X	0	0	0	0	0	0

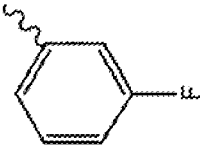
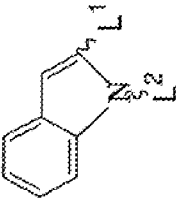
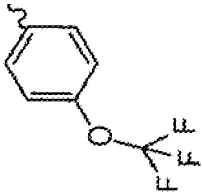
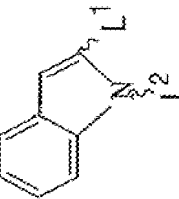
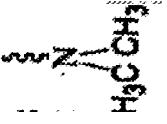

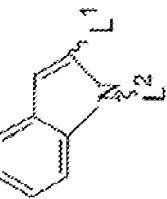
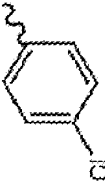
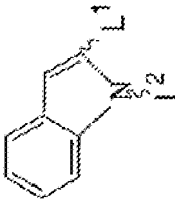
5
10
15
20
25
30
35
40
45
50
55

(fortgesetzt)


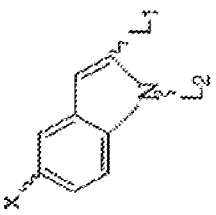
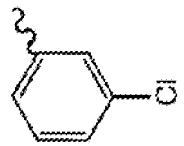
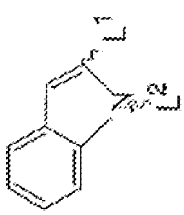
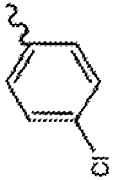
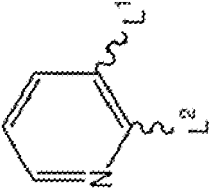

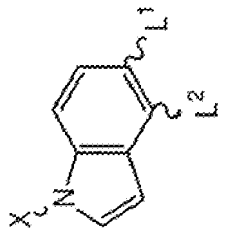
Nr.	R ¹	R ⁵ , R ⁶	R ⁴ (mit Bindungspunkt an L ²)	M (mit Bindungspunkten an L ¹ , L ² und X)	L ¹	L ²	Y	p, X
28	CH ₃	H, H			-S(O ₂)-	-S(O ₂)-	-S(O ₂)-	0
29	CH ₃	H, H			-S(O ₂)-	-S(O ₂)-	-S(O ₂)-	0
30	CH ₃	CH ₃ , H			-CH ₂ -	-S(O ₂)-	-S(O ₂)-	0
31	CF ₃	H, H			-S(O ₂)-	-S(O ₂)-	-S(O ₂)-	0
35	CF ₃	CH ₃ , CH ₃			-S(O ₂)-	-S(O ₂)-	-S(O ₂)-	0

5
10
15
20
25
30
35
40
45
50
55

(fortgesetzt)


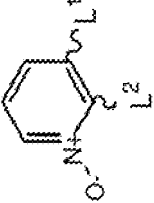
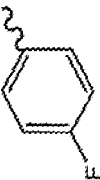
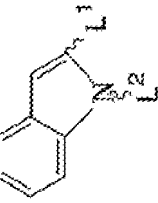
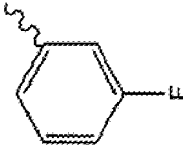
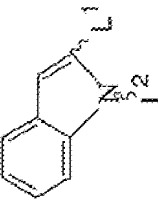

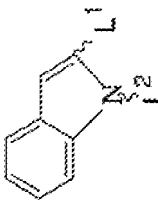
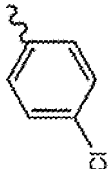
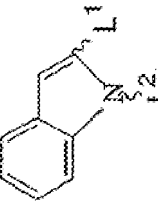
Nr.	R ¹	R ⁵ , R ⁶	R ⁴ (mit Bindungspunkt an L ²)	M (mit Bindungspunkten an L ¹ , L ² und X)	L ¹	L ²	Y	p, X
36	CF ₃	CH ₃ , H			-S(O ₂)-	-S(O ₂)-	-S(O ₂)-	0
37	CH ₃	CH ₃ , H			-S(O ₂)-	-S(O ₂)-	-S(O ₂)-	0
39		H, H			-S(O ₂)-	-S(O ₂)-	-S(O ₂)-	0
40	CF ₃	H, H			-S(O ₂)-	-S(O ₂)-	-C(O)-	0

(fortgesetzt)

55	Nr.	R ¹	R ⁵ , R ⁶	R ⁴ (mit Bindungspunkt an L ²)	M (mit Bindungspunkten an L ¹ , L ² und X)	L ¹	L ²	Y	p, X
50	41	CF ₃	CH ₃ , H			-S(O ₂)-	-S(O ₂)-	-S(O ₂)-	1, Cl
45	42	CH ₃	H, H			-S(O ₂)-	-S(O ₂)-	-S(O ₂)-	0
50	45	CH ₃	CH ₃ , H			-CH ₂ -	-O-	-S(O ₂)-	0
55	46	CF ₃	CH ₃ , H			-SO ₂ -	-SO-	-C(O)-	CH ₃

5
10
15
20
25
30
35
40
45
50
55

(fortgesetzt)

Nr.	R ¹	R ⁵ , R ⁶	R ⁴ (mit Bindungspunkt an L ²)	M (mit Bindungspunkten an L ¹ , L ² und X)	L ¹	L ²	Y	p, X
47	CF ₃	CH ₃ , H			-CH ₂ -	-S(O ₂)-	-C(O)-	0
49	CF ₃	H, H			-S(O ₂)-	-S(O ₂)-	-S(O ₂)-	0
50	CF ₃	H, H			-S(O ₂)-	-S(O ₂)-	-S(O ₂)-	0
51	CF ₃	CH ₃ , H			-S(O ₂)-	-C(O)-	-C(O)-	0
54	CF ₃	H, H			-S(O ₂)-	-S(O ₂)-	-S(O ₂)-	0

5

10

15

20

25

30

35

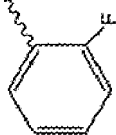
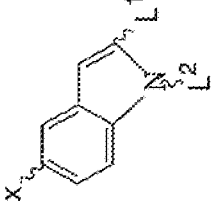
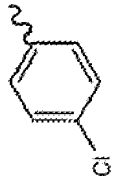
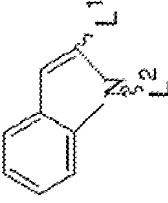
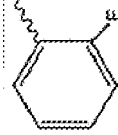
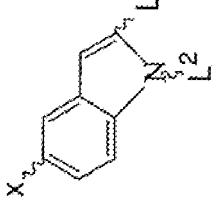
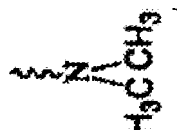
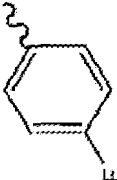
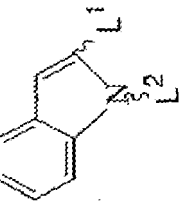
40

45

50

55

(fortgesetzt)

Nr.	R ¹	R ⁵ , R ⁶	R ⁴ (mit Bindungspunkt an L ²)	M (mit Bindungspunkten an L ¹ , L ² und X)	L ¹	L ²	Y	p, X
55	CH ₃	H, H			-S(O ₂)-	-CH ₂ -	-S(O ₂)-	1, F
58	CH ₃	CH ₃ , H			-S(O ₂)-	-CH ₂ -	-S(O ₂)-	0
60	CH ₃	CH ₃ , H			-S(O ₂)-	-C(O)-	-S(O ₂)-	1, Cl
61		H, H			-S(O ₂)-	-S(O ₂)-	-S(O ₂)-	0

5
10
15
20
25
30
35
40
45
50
55

(fortgesetzt)

Nr.	R ¹	R ⁵ , R ⁶	R ⁴ (mit Bindungspunkt an L ²)	M (mit Bindungspunkten an L ¹ , L ² und X)	L ¹	L ²	Y	p, X
62		H, H			-S(O ₂)-	-S(O ₂)-	-S(O ₂)-	0
63	CF ₃	H, H			-S(O ₂)-	-S(O ₂)-	-S(O ₂)-	0
64	CF ₃	CH ₃ , H			-S(O ₂)-	-S-	-C(O)-	0
65	CF ₃	H, H			-S(O ₂)-	-CH ₂ -	-S(O ₂)-	1, F
66		CH ₃ , H			-S(O ₂)-	-CH ₂ -	-CH ₂ -	F

5

10

15

20

25

30

35

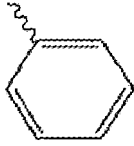
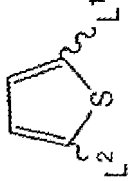
40

45

50

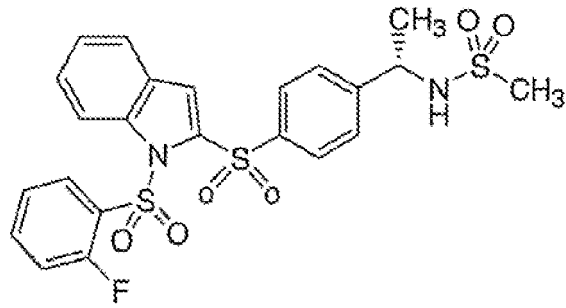
55

(fortgesetzt)

Nr.	67	R ¹	CF ₃	R ⁵ , R ⁶	CH ₃ , H	R ⁴ (mit Bindungspunkt an L ²)		M (mit Bindungspunkten an L ¹ , L ² und X)		L ¹	-S(O ₂)-	L ²	-S(O ₂)-	Y	-C(O)-	p, X	F
-----	----	----------------	-----------------	---------------------------------	---------------------	---	---	--	--	----------------	----------------------	----------------	----------------------	---	--------	------	---

11. Verbindung nach Anspruch 1 mit der folgenden Formel:

5

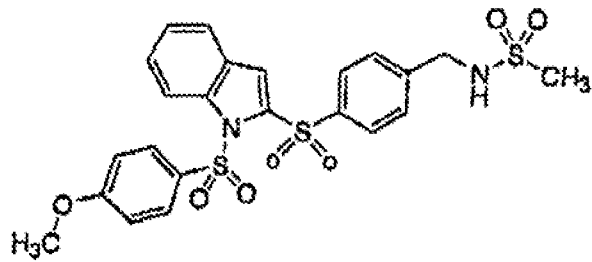


10

15

12. Verbindung nach Anspruch 1 mit der folgenden Formel:

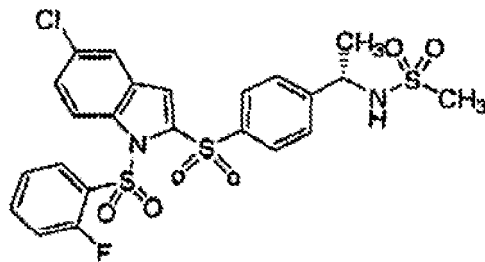
20



25

13. Verbindung nach Anspruch 1 mit der folgenden Formel:

30

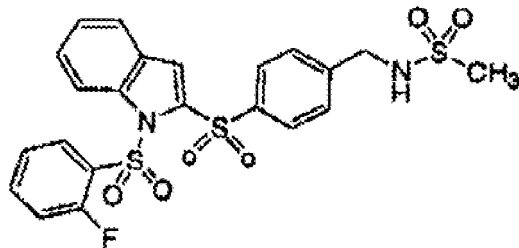


35

40

14. Verbindung nach Anspruch 1 mit der folgenden Formel:

45

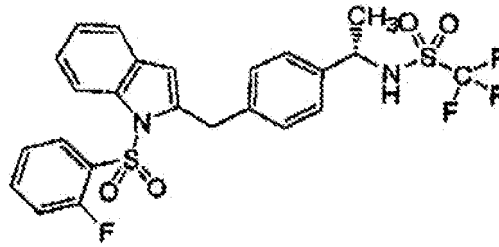


50

15. Verbindung nach Anspruch 1 mit der folgenden Formel:

55

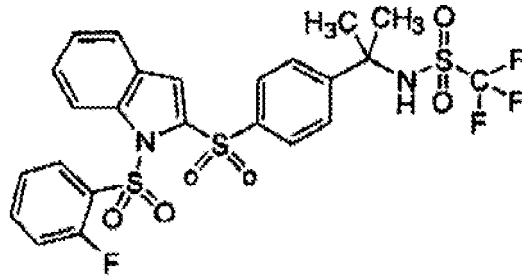
5



10

16. Verbindung nach Anspruch 1 mit der folgenden Formel:

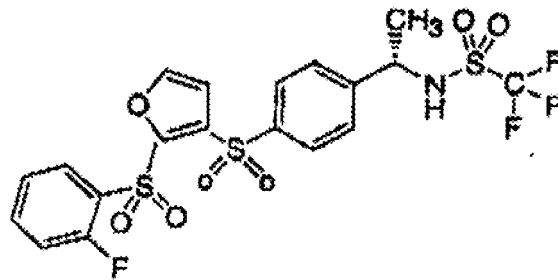
15



20

17. Verbindung nach Anspruch 1 mit der folgenden Formel:

25

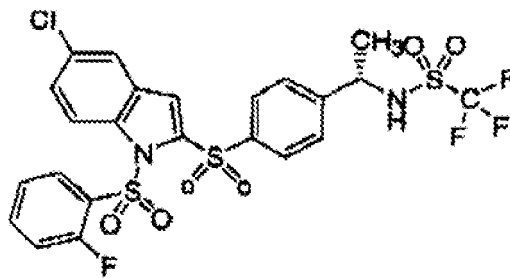


30

35

18. Verbindung nach Anspruch 1 mit der folgenden Formel:

40

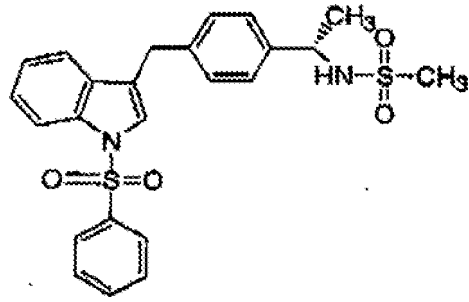


45

19. Verbindung nach Anspruch 1 mit der folgenden Formel:

55

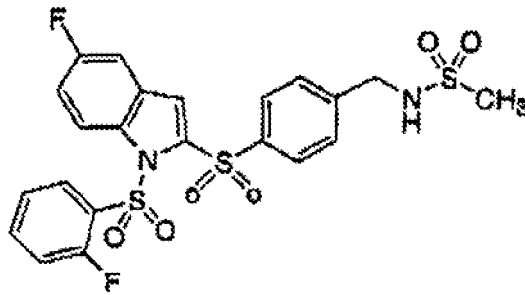
5



10

20. Verbindung nach Anspruch 1 mit der folgenden Formel:

15

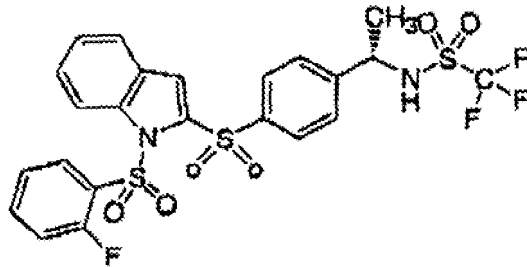


20

25

21. Verbindung nach Anspruch 1 mit der folgenden Formel:

30

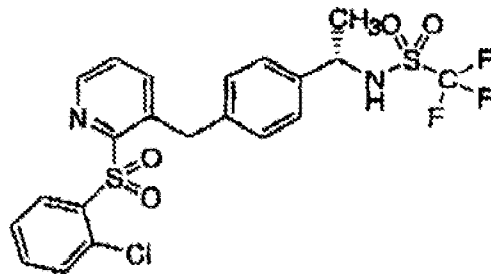


35

40

22. Verbindung nach Anspruch 1 mit der folgenden Formel:

45

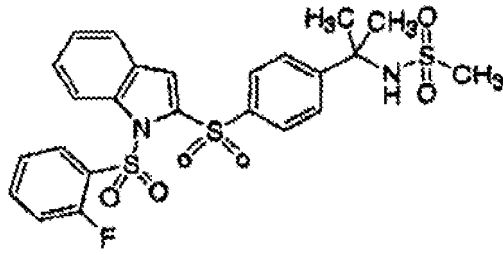


50

55

23. Verbindung nach Anspruch 1 mit der folgenden Formel:

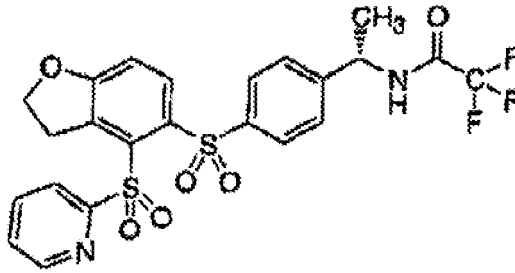
5



10

24. Verbindung nach Anspruch 1 mit der folgenden Formel:

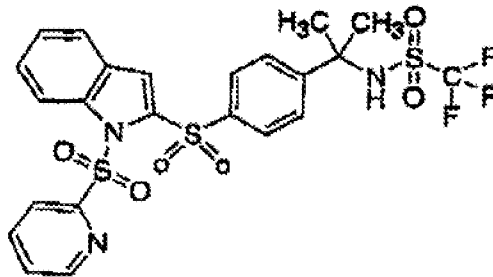
15



20

25. Verbindung nach Anspruch 1 mit der folgenden Formel:

25

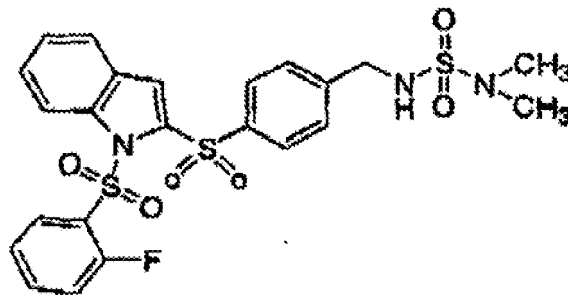


30

35

26. Verbindung nach Anspruch 1 mit der folgenden Formel:

40



45

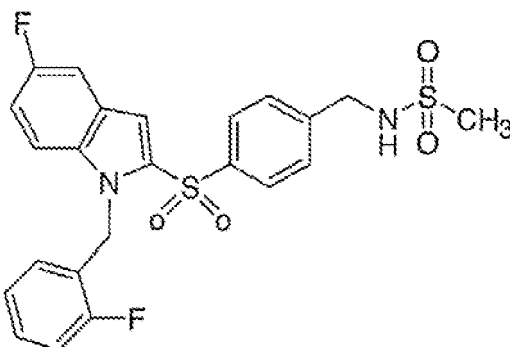
50

27. Verbindung nach Anspruch 1 mit der folgenden Formel:

55

5

10

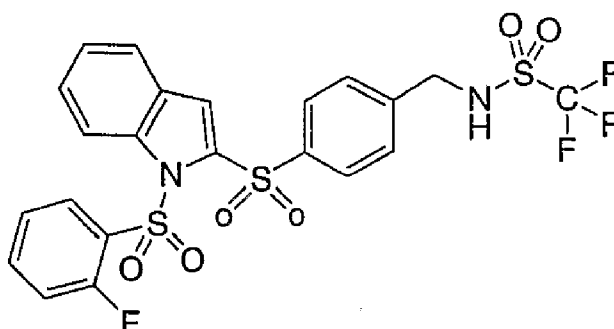


15

28. Verbindung nach Anspruch 1 mit der folgenden Formel:

20

25



30

29. Verbindung nach Anspruch 1, bei der das Alkyl C₁- bis C₆-Alkyl ist.

30. Pharmazeutische Zusammensetzung, die eine oder mehrere Verbindungen gemäß Anspruch 1 enthält.

35

31. Pharmazeutische Zusammensetzung nach Anspruch 30, die ferner einen oder mehrere pharmazeutisch annehmbare Träger enthält.

40

32. Verfahren zur Herstellung der pharmazeutischen Zusammensetzung nach Anspruch 31, bei dem die eine oder mehreren Verbindungen der Formel I mit einem oder mehreren pharmazeutisch annehmbaren Trägern in Kontakt gebracht werden.

45

33. Verwendung von einer oder mehreren Verbindungen gemäß Anspruch 1 zur Herstellung eines Medikaments zum Stimulieren der Cannabinoid-CB₂-Rezeptoren bei einem Patienten.

50

34. Verwendung von einer oder mehreren Verbindungen gemäß Anspruch 1 zur Herstellung eines Medikaments zur Behandlung von Krebs, entzündlichen Erkrankungen, immunmodulierenden Erkrankungen oder Erkrankungen der Atemwege.

55

35. Verwendung nach Anspruch 34, bei der der Krebs, die entzündlichen Erkrankungen, die immunmodulierende Erkrankungen oder die Erkrankungen der Atemwege eine oder mehrere Erkrankungen ausgewählt aus der Gruppe bestehend aus T-Zelllymphom der Haut, rheumatoider Arthritis, systemischem Lupus erythematosus, multipler Sklerose, Glaukom, Diabetes, Osteoporose, renaler Ischämie, Herzinfarkt, Hirnschlag, zerebraler Ischämie, Nephritis, Hepatitis, Glomerulonephritis, kryptogener fibrosierender Aveolitis, Psoriasis, atopischer Dermatitis, Vaskulitis, Allergie, saisonaler allergischer Rhinitis, Morbus Crohn, entzündlicher Darmerkrankung, reversibler Obstruktion der Luftwege, Schocklunge, Asthma, chronischer obstruktiver Lungenerkrankung (COPD) und Bronchitis ist.

55

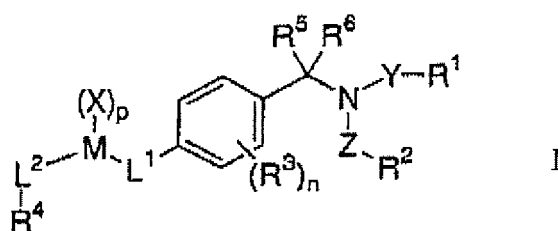
36. Verwendung nach Anspruch 34, bei der das Medikament ferner ein oder mehrere zweite Mittel enthält, die gleich oder verschieden sein können und unabhängig ausgewählt sind aus der Gruppe bestehend aus DMARDS, NSAIDS, COX-2-selektiven Inhibitoren, COX-1-Inhibitoren, Immunosuppressiva, BRMs und anti-entzündlichen Mitteln, oder

wobei das Medikament zur gemeinsamen Verabreichung mit einem oder mehreren der zweiten Mittel ist.

- 5 37. Verwendung nach Anspruch 36, wobei die DMARDS gleich oder verschieden sein können und unabhängig ausgewählt sind aus der Gruppe bestehend aus Methotrexat, Azathioptrin, Leflunomid, Penicillinamin, Goldsalzen, Mycophenolatmofetil und Cyclophosphamid.
- 10 38. Verwendung nach Anspruch 36, bei der die NSAIDS gleich oder verschieden sein können und unabhängig ausgewählt sind aus der Gruppe bestehend aus Piroxicam, Naproxen, Indomethacin und Ibuprofen
- 15 39. Verwendung nach Anspruch 36, bei der der COX-1-Inhibitor Piroxicam ist.
- 20 40. Verwendung nach Anspruch 36, bei der der COX-2-selektive Inhibitor Rofecoxib oder Celecoxib ist.
- 25 41. Verwendung nach Anspruch 36, bei der die Immunsuppressiva gleich oder verschieden sein können und unabhängig ausgewählt sind aus der Gruppe bestehend aus Steroiden, Cyclosporinen, Tacrolimus oder Rapamycin.
- 30 42. Verwendung nach Anspruch 36, bei der die BRMs gleich oder verschieden sein können und unabhängig ausgewählt sind aus der Gruppe bestehend aus Etanercept, Infliximab, IL-1-Antagonisten, Anti-CD40, Anti-CD28, IL-10 und Antiadhäsionsmolekülen.
- 35 43. Verwendung nach Anspruch 36, bei der die antientzündlichen Mittel gleich oder verschieden sein können und unabhängig ausgewählt sind aus der Gruppe bestehend aus p38-Kinaseinhibitoren, PDE4-Inhibitoren, TACE-Inhibitoren, Chemokinrezeptorantagonisten und Thalidomid.
- 40 44. Verwendung nach Anspruch 34, bei der das Medikament ferner ein zweites Mittel ausgewählt aus der Gruppe bestehend aus Anaprox, Arava, Arthrotec, Azulfidin, Aspirin, Cataflam, Celestone Soluspan, Clinoril, Cortonacetat, Cuprimin, Daypro, Decadron, Depen, Depo-Medrol, Disalcid, Dolobid, Naprosyn, Gengraf, Hydrocorton, Imuran, Indocin, Lodine, Motrin, Myochrysin, Nalfon, Naprelan, Neoral, Orudis, Oruvail, Pediapred, Plaquenil, Praelon, Relafen, Solu-Medrol, Tolectin, Trilisat und Volataren enthält, oder wobei das Medikament zur gemeinsamen Verabreichung mit dem zweiten Mittel ist.
- 45 45. Verwendung nach Anspruch 34, bei der das Medikament zur oralen oder subkutanen Verabreichung ist.
- 50 46. Verwendung einer Verbindung nach Anspruch 1 zur Herstellung eines Medikaments zur Behandlung von multipler Sklerose, wobei das Medikament ferner ein oder mehrere weitere Mittel enthält, die gleich oder verschieden sein können und unabhängig ausgewählt sind aus der Gruppe bestehend aus Interferon B1a, Interferon B1b und Glatirameracetat, oder wobei das Medikament zur gemeinsamen Verabreichung mit einem oder mehreren der weiteren Mittel ist.
- 55 47. Kit zur Behandlung von Krebs, entzündlichen Erkrankungen, immunmodulierenden Erkrankungen und Erkrankungen der Atemwege, der in einem oder mehreren Behältern eine aktive Verbindung zum Stimulieren der Cannabinoid CB₂-Rezeptoren bei einem Patienten enthält, der in einem oder mehreren Behältern eine oder mehrere Verbindungen gemäß Anspruch 1 in einem oder mehreren pharmazeutisch annehmbaren Trägern enthält.

Revendications

1. Composé représenté par la formule structurale suivante :



ou sel ou solvat, pharmacologiquement admissible, d'un tel composé,
dans laquelle formule :

- 5 - R¹ représente une entité choisie dans l'ensemble formé par un atome d'hydrogène, les groupes alkyle avec ou sans substituant(s), alcényle avec ou sans substituant(s), halogénoalkyle, les groupes de formule -N(R⁷)₂, cycloalkyle avec ou sans substituant(s), hétérocycloalkyle avec ou sans substituant(s), aryle avec ou sans substituant(s), et hétéroaryle avec ou sans substituant(s), l'expression "avec substituant(s)" signifiant "portant un ou des substituants symbolisés par (X)_p";
- 10 - R² représente une entité choisie dans l'ensemble formé par un atome d'hydrogène, les groupes alkyle avec ou sans substituant(s), alcényle avec ou sans substituant(s), halogénoalkyle, les groupes de formule -N(R⁷)₂, cycloalkyle avec ou sans substituant(s), hétérocycloalkyle avec ou sans substituant(s), aryle avec ou sans substituant(s), et hétéroaryle avec ou sans substituant(s), l'expression "avec substituant(s)" signifiant "portant un ou des substituants symbolisés par (X)_p";
- 15 - R³ représente une entité choisie dans l'ensemble formé par les groupes alkyle, hétéroalkyle, aryle, hétéroaryle, les atomes de brome, de chlore et de fluor, les groupes de formule CF₃, OCHF₂ ou OCF₃, et les groupes alcoxy, étant entendu que, si l'indice n est supérieur à 1, les entités représentées par R³ peuvent être identiques ou différentes et sont choisies indépendamment ;
- 20 - R⁴ représente une entité choisie dans l'ensemble formé par un atome d'hydrogène et les groupes alkyle avec ou sans substituant(s), alcényle avec ou sans substituant(s), cycloalkyle avec ou sans substituant(s), hétérocycloalkyle avec ou sans substituant(s), aryle avec ou sans substituant(s), et hétéroaryle avec ou sans substituant(s), l'expression "avec substituant(s)" signifiant "portant un ou des substituants symbolisés par (X)_p";
- 25 - R⁵ et R⁶ représentent des entités qui peuvent être identiques ou différentes et qui sont choisies indépendamment dans l'ensemble formé par un atome d'hydrogène et les groupes alkyle avec ou sans substituant(s), alcényle avec ou sans substituant(s), cycloalkyle avec ou sans substituant(s), hétérocycloalkyle avec ou sans substituant(s), aryle avec ou sans substituant(s), et hétéroaryle avec ou sans substituant(s), l'expression "avec substituant(s)" signifiant "portant un ou des substituants symbolisés par (X)_p";
- 30 - R⁷ représente une entité choisie dans l'ensemble formé par un atome d'hydrogène et les groupes alkyle avec ou sans substituant(s), alcényle avec ou sans substituant(s), halogénoalkyle, cycloalkyle avec ou sans substituant(s), hétérocycloalkyle avec ou sans substituant(s), aryle avec ou sans substituant(s), et hétéroaryle avec ou sans substituant(s), ou bien les deux entités représentées par R⁷ peuvent constituer un cycle comportant 4 à 7 atomes de carbone, l'expression "avec substituant(s)" signifiant "portant un ou des substituants symbolisés par (X)_p";
- 35 - L¹ représente un chaînon ou un fragment, choisi parmi ceux qui sont symbolisés par -C(R²)₂-, -CH(OR²)-, -S(O)₂-, -S(O)-, -S-, -O-, -N(R²)-, -C(O)N(H)-, -CF₂- ou -CH(NHOR²)-;
- 40 - L² représente une liaison covalente, ou un chaînon ou un fragment, choisi parmi ceux qui sont symbolisés par -CH₂-, -CH(CH₃)-, -C(CH₃)₂-, -C(=N-O-R²)-, -S(O)₂-, -S(O)-, -S-, -C(O)-, -O-, -N(R²)-, -C(O)N(H)- ou -N(H)C(O)- ;
- 45 - M représente un fragment hétéroaryle ou un groupe dihydrobenzofuranyle :
- l'indice n vaut de 0 à 4 ;
- l'indice p vaut de 0 à 5 ;
- 50 - X représente une entité choisie dans l'ensemble formé par les atomes de brome, de chlore et de fluor, les groupes de formules CF₃, OH, OCHF₂ et OCF₃, les groupes alcoxy, alkyle, cycloalkyle, cycloalcoxy et hétéroalkyle, et les groupes symbolisés par -C(O)N(R⁷)₂, -S(O)₂R² et -OS(O)₂R², étant entendu que, si l'indice p est supérieur à 1, les entités représentées par X peuvent être identiques ou différentes et sont choisies indépendamment ;
- 55 - Y représente une liaison covalente, ou un chaînon choisi parmi ceux qui sont symbolisés par -CH₂-, -S(O)₂- et -C(O)- ;
- et Z représente une liaison covalente, ou un chaînon choisi parmi ceux qui sont symbolisés par -CH₂-, -S(O)₂- et -C(O)- ;
étant entendu que :
- le terme "hétérocycloalkyle désigne un système cyclique non-aromatique, monocyclique ou polycyclique à cycles condensés, dont le ou les cycles comporte(nt) de 3 à 10 atomes de carbone et un ou deux hétéroatomes choisis indépendamment parmi les atomes d'oxygène, de soufre et d'azote, lequel ou lesquels hétéroatome(s) est ou sont inséré(s) dans la structure carbocyclique, sous réserve qu'il n'y ait pas d'atomes d'oxygène et/ou de soufre adjacents dans le ou les cycle(s) ;
- le terme "hétéroaryle désigne un groupe cyclique aromatique dont le cycle comporte 5 ou 6 atomes, ou un groupe bicyclique dont les cycles comportent au total 11 ou 12 atomes, et qui comporte un ou deux hétéroatomes choisis indépendamment parmi les atomes d'oxygène, de soufre et d'azote, lequel ou lesquels hétéroatome(s)

EP 1 539 693 B9

est ou sont inséré(s) dans la structure carbocyclique et y apportent des électrons π délocalisés en nombre suffisant pour conférer à cette structure le caractère aromatique, qu'il n'y ait pas d'atomes d'oxygène et/ou de soufre adjacents dans le ou les cycle(s), ou bien le terme "hétéroaryle" désigne un groupe indolyle, benzofuranyle, benzothiényne, quinazolinyle, quinolyle ou phthalazinyle ;

et sous réserve de ce qui suit :

- si L^2 représente une liaison covalente, l'entité représentée par M est directement liée à l'entité représentée par R^4 ;

- si Y représente une liaison covalente, l'entité représentée par R^1 est directement liée à l'atome d'azote représenté dans la formule I ;

- et si Z représente une liaison covalente, l'entité représentée par R^2 est directement liée à l'atome d'azote représenté dans la formule I.

2. Composé conforme à la revendication 1, dans lequel L^1 représente un chaînon symbolisé par $-CH_2-$, $-CH(OH)-$ ou $-S(O)_2-$.

3. Composé conforme à la revendication 1, dans lequel L^2 représente un chaînon symbolisé par $-S(O)_2-$.

4. Composé conforme à la revendication 1, dans lequel Y représente un chaînon symbolisé par $-C(O)-$ ou $-S(O)_2-$.

5. Composé conforme à la revendication 1, dans lequel R^1 représente un groupe de formule CH_3 ou CF_3 .

6. Composé conforme à la revendication 1, dans lequel R^5 et R^6 , qui peuvent représenter des entités identiques ou différentes, représentent chacun un atome d'hydrogène ou un groupe méthyle.

7. Composé conforme à la revendication 1, dans lequel l'indice n vaut 0.

8. Composé conforme à la revendication 1, dans lequel X représente un atome de chlore.

9. Composé conforme à la revendication 1, dans lequel M représente une entité choisie dans l'ensemble formé par les groupes indolyle, benzofuranyle, dihydrobenzofuranyle, furanyle, thiényne, pyridyle et N-oxydo-pyridyle, et les groupes aryle.

10. Composé conforme à la revendication 1, dans lequel Z représente une liaison covalente, l'indice n vaut 0, R^2 représente un atome d'hydrogène, et R^1 , R^4 , R^5 , R^6 , M, L^1 , L^2 , p, Y et X ont les significations indiquées dans le tableau suivant :

5

10

15

20

25

30

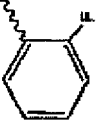
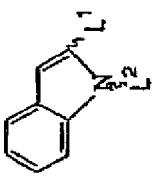
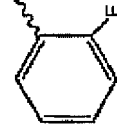
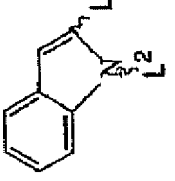

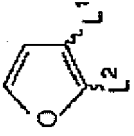
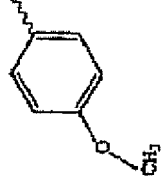
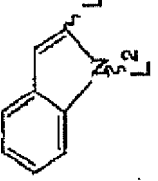
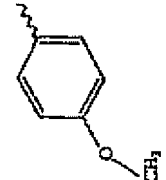
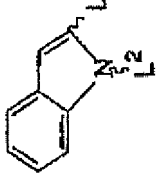
35

40

45

50

55

N°	R ¹	R ⁵ , R ⁶	R ⁴ (avec site de liaison à L ²)	M (avec sites de liaison à L ¹ , L ² et X)	L ¹	L ²	Y	p, X
1	CH ₃	CH ₃ , H			-S(O ₂)-	-S(O ₂)-	-S(O ₂)-	0
2	CF ₃	CH ₃ , H			-S(O ₂)-	-S(O ₂)-	-C(O)-	0
3	CF ₃	CH ₃ , H			-S(O ₂)-	-S(O ₂)-	-S(O ₂)-	0
4	CF ₃	CH ₃ , H			-S(O ₂)-	-S(O ₂)-	-C(O)-	0
5	CH ₃	H, H			-S(O ₂)-	-S(O ₂)-	-S(O ₂)-	0

5

10

15

20

25

30

35


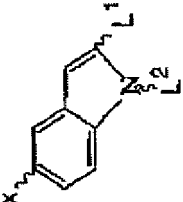

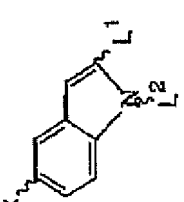

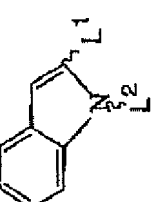
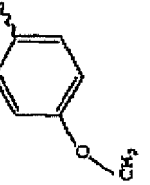
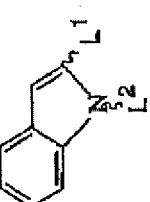

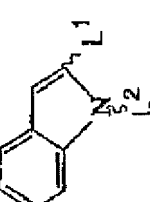
40

45

50

55

(suite)

N°	R ¹	R ⁵ , R ⁶	R ⁴ (avec site de liaison à L ²)	M (avec sites de liaison à L ¹ , L ² et X)	L ¹	L ²	Y	p, X
6	CH ₃	CH ₃ , H			-S(O ₂)-	-S(O ₂)-	-S(O ₂)-	1, Cl
7	CF ₃	CH ₃ , H			-S(O ₂)-	-S(O ₂)-	-S(O ₂)-	1, Cl
8	CH ₃	CH ₃ , H			-CH ₂ -	-S(O ₂)-	-S(O ₂)-	0
9	CF ₃	CH ₃ , H			-CH- OH	-S(O ₂)-	-C(O)-	0
10	CF ₃	CH ₃ , H			-CH ₂ -	-S(O ₂)-	-C(O)-	0

5

10

15

20

25

30

35

40

45

50

55

(suite)

N°	R ¹	R ⁵ , R ⁶	R ⁴ (avec site de liaison à L ²)	M (avec sites de liaison à L ¹ , L ² et X)	L ¹	L ²	Y	p, X
11	CF ₃	CH ₃ , H			-CH ₂ -	-S(O ₂)-	-C(O)-	0
12	CH ₃	H, H			-S(O ₂)-	-S(O ₂)-	-S(O ₂)-	1, F
13	CH ₃	H, H			-S(O ₂)-	-S(O ₂)-	-S(O ₂)-	0
14	CF ₃	CH ₃ , H			-S(O ₂)-	-S(O ₂)-	-C(O)-	0
15	CF ₃	CH ₃ , H			-S(O ₂)-	-S(O ₂)-	-C(O)-	0
16	CF ₃	CH ₃ , H			-S(O ₂)-	-S(O ₂)-	-S(O ₂)-	0

5

10

15

20

25

30

35


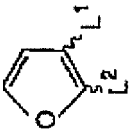
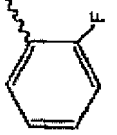
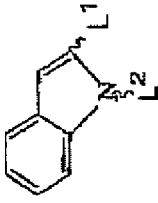

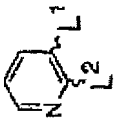
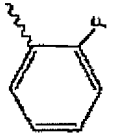
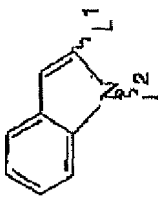
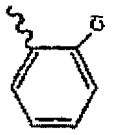
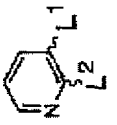
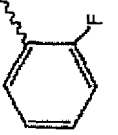
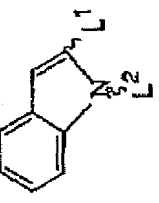
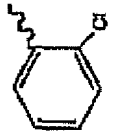
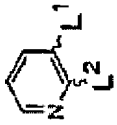
40

45

50

55

(suite)

N°	R ¹	R ⁵ , R ⁶	R ⁴ (avec site de liaison à L ²)	M (avec sites de liaison à L ¹ , L ² et X)	L ¹	L ²	Y	p, X
17	CF ₃	CH ₃ , H			-S(O ₂)-	-S(O ₂)-	-S(O ₂)-	0
18	CF ₃	CH ₃ , H			-CH- OH	S(O ₂)-	-C(O)-	0
19	CF ₃	CH ₃ , H			-CH ₂ -	-SO ₂ -	-SO ₂ -	0
20	CF ₃	CH ₃ , H			-CH ₂ -	-S(O ₂)-	-C(O)-	0
21	CH ₃	OH ₃ , H			-CH ₂ -	-S(O ₂)-	-S(O ₂)-	0
22	CF ₃	CH ₃ , H			-CH ₂ -	-S(O ₂)-	-S(O ₂)-	0
23	CF ₃	CH ₃ , H			-CH ₂ -	-S(O ₂)-	-C(O)-	0

5

10

15

20

25

30

35


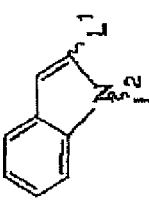
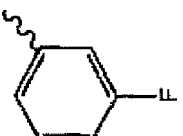
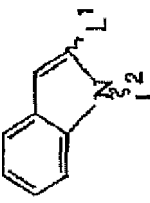

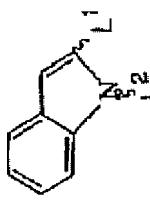
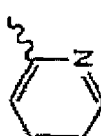
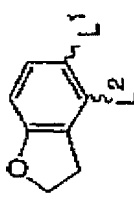
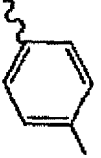
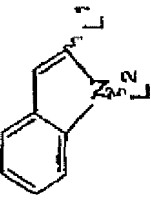
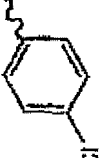
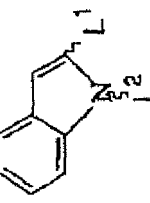
40

45

50

55

(suite)

N°	R ¹	R ⁵ , R ⁶	R ⁴ (avec site de liaison à L ²)	M (avec sites de liaison à L ¹ , L ² et X)	L ¹	L ²	Y	p, X
24	CH ₃	CH ₃ , CH ₃			-S(O ₂)-	-S(O ₂)-	-S(O ₂)-	0
25	CH ₃	H, H			-S(O ₂)-	-S(O ₂)-	-S(O ₂)-	0
26	CF ₃	CH ₃ , CH ₃			-S(O ₂)-	-S(O ₂)-	-S(O ₂)-	0
27	CF ₃	CH ₃ , H			-S(O ₂)-	-S(O ₂)-	-C(O)-	0
28	CH ₃	H, H			-S(O ₂)-	-S(O ₂)-	-S(O ₂)-	0
29	CH ₃	H, H			-S(O ₂)-	-S(O ₂)-	-S(O ₂)-	0

5

10

15

20

25

30

35

40

45

50

55

(suite)

N°	R ¹	R ⁵ , R ⁶	R ⁴ (avec site de liaison à L ²)	M (avec sites de liaison à L ¹ , L ² et X)	L ¹	L ²	Y	p, X
30	CH ₃	CH ₃ , H			-CH ₂ -	-S(O ₂)-	-S(O ₂)-	0
31	CF ₃	H, H			-S(O ₂)-	-S(O ₂)-	-S(O ₂)-	0
35	CF ₃	CH ₃ , CH ₃			-S(O ₂)-	-S(O ₂)-	-S(O ₂)-	0
36	CF ₃	CH ₃ , H			-S(O ₂)-	-S(O ₂)-	-S(O ₂)-	0
37	CH ₃	CH ₃ , H			-S(O ₂)-	-S(O ₂)-	-S(O ₂)-	0

5

10

15

20

25

30

35

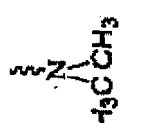
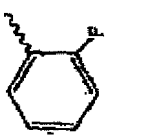
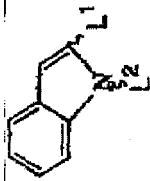
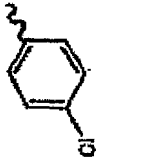
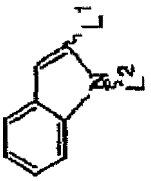
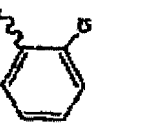
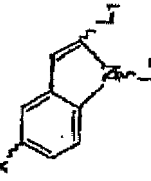
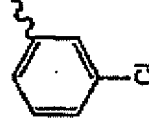
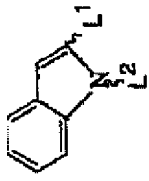
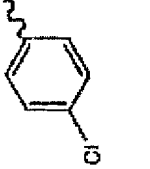
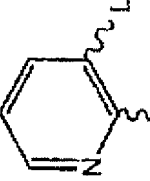
40

45

50

55

(suite)

N°	R ¹	R ⁵ , R ⁶	R ⁴ (avec site de liaison à L ²)	M (avec sites de liaison à L ¹ , L ² et X)	L ¹	L ²	Y	p, X
39		H, H			-S(O ₂)-	-S(O ₂)-	-S(O ₂)-	0
40	CF ₃	H, H			-S(O ₂)-	-S(O ₂)-	-C(O)-	0
41	CF ₃	CH ₃ , H			-S(O ₂)-	-S(O ₂)-	-S(O ₂)-	1, Cl
42	CH ₃	H, H			-S(O ₂)-	-S(O ₂)-	-S(O ₂)-	0
45	CH ₃	CH ₃ , H			-CH ₂ -	-O-	-S(O ₂)-	0

(suite)

N°	R ¹	R ⁵ , R ⁶	R ⁴ (avec site de liaison à L ²)	M (avec sites de liaison à L ¹ , L ² et X)	L ¹	L ²	Y	p, X
46	CF ₃	CH ₃ , H			-SO ₂ -	-SO-	-C(O)-	CH ₃
47	CF ₃	CH ₃ , H			-CH ₂ -	-S(O ₂)-	-C(O)-	0
49	CF ₃	H, H			-S(O ₂)-	-S(O ₂)-	-S(O ₂)-	0
50	CF ₃	H, H			-S(O ₂)-	-S(O ₂)-	-S(O ₂)-	0
51	CF ₃	CH ₃ , H			-S(O ₂)-	-C(O)-	-C(O)-	0
54	CF ₃	H, H			-S(O ₂)-	-S(O ₂)-	-S(O ₂)-	0

5

10

15

20

25

30

35


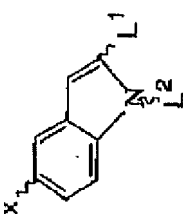

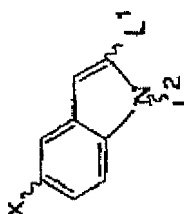
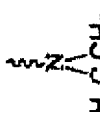
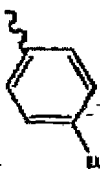
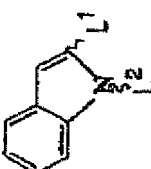
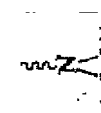

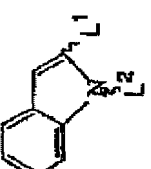

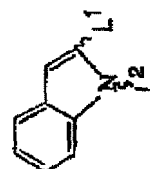
40

45

50

55

(suite)

N°	R ¹	R ⁵ , R ⁶	R ⁴ (avec site de liaison à L ²)	M (avec sites de liaison à L ¹ , L ² et X)	L ¹	L ²	Y	p, X
55	CH ₃	H, H			-S(O ₂)-	-CH ₂ -	-S(O ₂)-	1, F
60	CH ₃	CH ₃ , H			-S(O ₂)-	-C(O)-	-S(O ₂)-	1, Cl
61		H, H			-S(O ₂)-	-S(O ₂)-	-S(O ₂)-	0
62		H, H			-S(O ₂)-	-S(O ₂)-	-S(O ₂)-	0
63	CF ₃	H, H			-S(O ₂)-	-S(O ₂)-	-S(O ₂)-	0

5

10

15

20

25

30

35

40

45

50

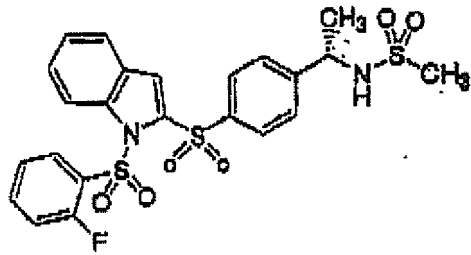
55

(suite)

N°	R ¹	R ⁵ , R ⁶	R ⁴ (avec site de liaison à L ²)	M (avec sites de liaison à L ¹ , L ² et X)	L ¹	L ²	Y	p, X
64	CF ₃	CH ₃ , H			-S(O ₂)-	-S-	-C(O)-	0
65	CF ₃	H, H			-S(O ₂)-	-CH ₂ -	-S(O ₂)-	1, F
66		CH ₃ , H			-S(O ₂)-	-CH ₂ -	-CH ₂ -	F
67	CF ₃	CH ₃ , H			-S(O ₂)-	-S(O ₂)-	-C(O)-	F

11. Composé conforme à la revendication 1, de formule suivante :

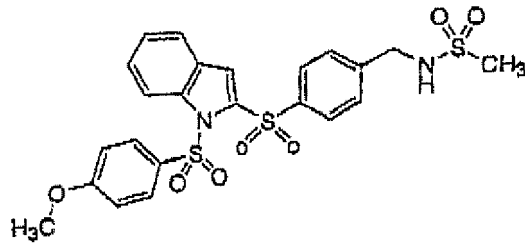
5



10

12. Composé conforme à la revendication 1, de formule suivante :

15

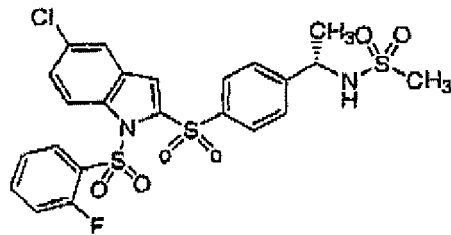


20

25

13. Composé conforme à la revendication 1, de formule suivante :

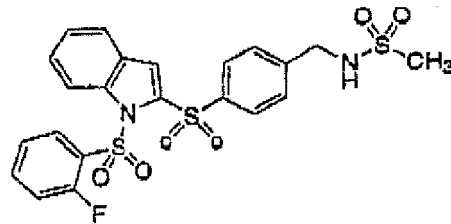
30



35

14. Composé conforme à la revendication 1, de formule suivante :

40



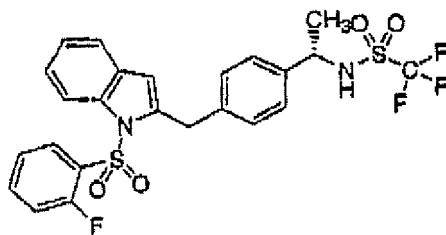
45

15. Composé conforme à la revendication 1, de formule suivante :

50

55

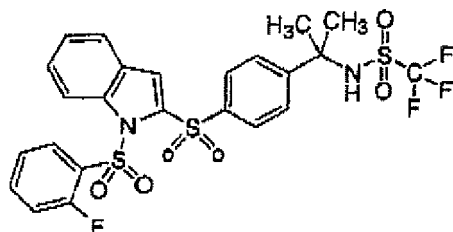
5



10

16. Composé conforme à la revendication 1, de formule suivante :

15

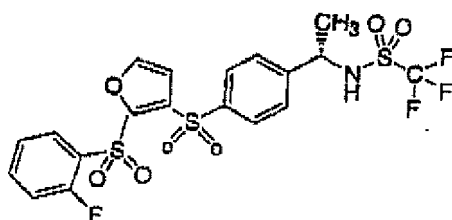


20

17. Composé conforme à la revendication 1, de formule suivante :

25

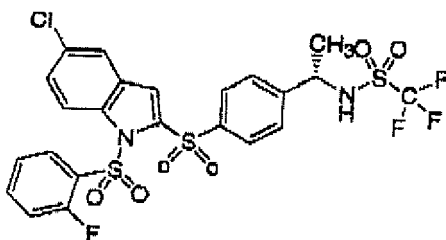
30



35

18. Composé conforme à la revendication 1, de formule suivante :

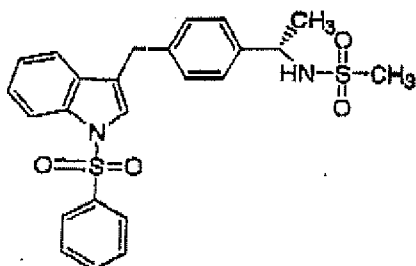
40



45

19. Composé conforme à la revendication 1, de formule suivante :

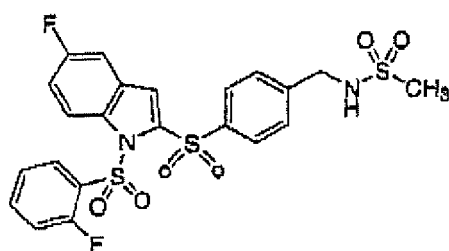
50



55

20. Composé conforme à la revendication 1, de formule suivante :

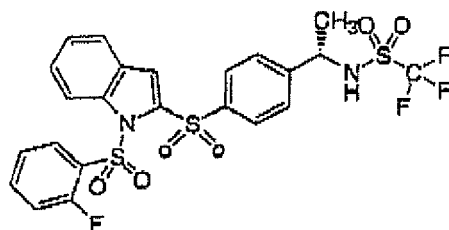
5



10

21. Composé conforme à la revendication 1, de formule suivante :

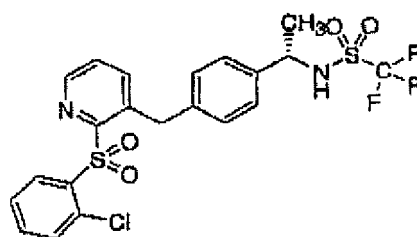
15



20

22. Composé conforme à la revendication 1, de formule suivante :

25

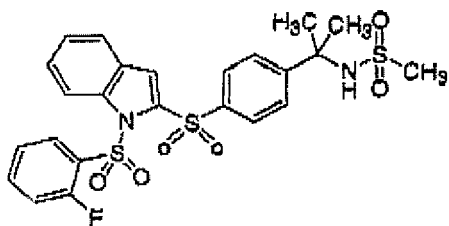


30

35

23. Composé conforme à la revendication 1, de formule suivante :

40



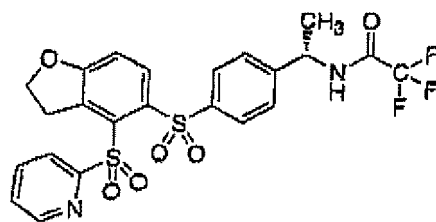
45

24. Composé conforme à la revendication 1, de formule suivante :

50

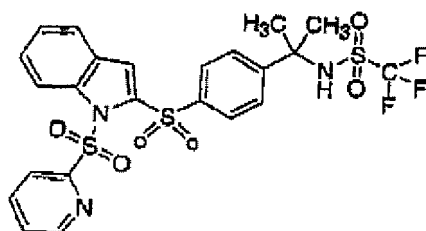
55

5



10 25. Composé conforme à la revendication 1, de formule suivante :

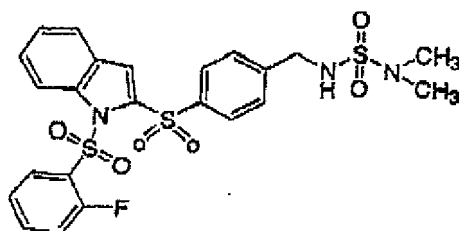
15



20

26. Composé conforme à la revendication 1, de formule suivante :

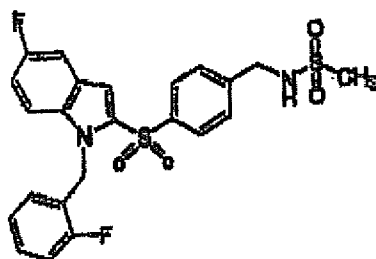
25



30

35 27. Composé conforme à la revendication 1, de formule suivante :

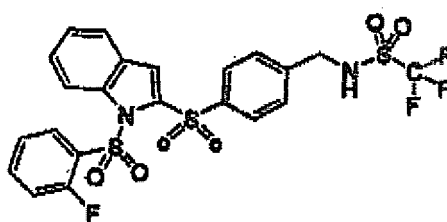
40



45

28. Composé conforme à la revendication 1, de formule suivante :

50



55

EP 1 539 693 B9

29. Composé conforme à la revendication 1, dans lequel ledit groupe alkyle est un groupe alkyle en C₁₋₆.
30. Composition pharmaceutique comprenant un ou plusieurs composés conformes à la revendication 1.
- 5 31. Composition pharmaceutique conforme à la revendication 30, qui comprend en outre un ou plusieurs véhicules pharmacologiquement admissibles.
32. Procédé de préparation d'une composition pharmaceutique conforme à la revendication 31, lequel procédé comporte le fait de mettre ledit ou lesdits composés de formule I en contact avec ledit ou lesdits véhicules pharmacologiquement admissibles.
- 10 33. Emploi d'un ou plusieurs composés conformes à la revendication 1 en vue de la fabrication d'un médicament conçu pour stimuler les récepteurs CB₂ des cannabinoïdes chez un patient.
- 15 34. Emploi d'un ou plusieurs composés conformes à la revendication 1 en vue de la fabrication d'un médicament conçu pour traiter des cancers, des affections inflammatoires, des affections immuno-modulatoires ou des affections respiratoires.
- 20 35. Emploi conforme à la revendication 34, lesdits cancers, affections inflammatoires, affections immuno-modulatoires ou affections respiratoires étant une ou plusieurs affections choisies dans l'ensemble formé par les suivantes : lymphome cutané à cellules T, polyarthrite rhumatoïde, lupus érythémateux aigu disséminé, sclérose en plaques, glaucome, diabète, ostéoporose, ischémie rénale, infarctus du myocarde, attaque cérébrale, ischémie cérébrale, néphrite, hépatite, glomérulonéphrite, alvéolite fibrosante cryptogénique, psoriasis, dermatite atopique, vasculite, allergies, rhinite allergique saisonnière, maladie de Crohn, affections intestinales inflammatoires, encombrement réversible des voies aériennes, syndrome de détresse respiratoire de l'adulte, asthme, maladie pulmonaire obstructive chronique (MPOC), et bronchite.
- 25 36. Emploi conforme à la revendication 34, ledit médicament comprenant en outre un ou plusieurs deuxièmes agents qui peuvent être de la même classe ou de classes différentes et qui sont choisis indépendamment dans l'ensemble formé par les ARMM (anti-rhumatismaux modificateurs de la maladie), AINS (anti-inflammatoires non-stéroïdiens), inhibiteurs sélectifs de COX-2, inhibiteurs de COX-1, immunosuppresseurs, BRM (modificateurs de la réponse biologique) et anti-inflammatoires, ou bien ledit médicament étant conçu pour être administré conjointement avec ledit ou lesdits deuxièmes agents.
- 30 37. Emploi conforme à la revendication 36, pour lequel lesdits ARMM peuvent être identiques ou différents et sont choisis indépendamment parmi les méthotrexate, azathioprine, léflunomide, pénicillamine, sels d'or, mycophénolate mofétil et cyclophosphamide.
- 35 38. Emploi conforme à la revendication 36, pour lequel lesdits AINS peuvent être identiques ou différents et sont choisis indépendamment parmi les piroxicam, naproxène, indométhacine et ibuprofène.
- 40 39. Emploi conforme à la revendication 36, pour lequel ledit inhibiteur de COX-1 est du piroxicam.
- 45 40. Emploi conforme à la revendication 36, pour lequel ledit inhibiteur sélectif de COX-2 est du rofécoxib ou du célécoxib.
- 50 41. Emploi conforme à la revendication 36, pour lequel lesdits immunosuppresseurs peuvent être identiques ou différents et sont choisis indépendamment parmi les stéroïdes, cyclosporines, tacrolimus et rapamycine.
- 55 42. Emploi conforme à la revendication 36, pour lequel lesdits BRM peuvent être identiques ou différents et sont choisis indépendamment parmi les étanercept, infliximab, antagonistes d'IL-1, anti-CD40, anti-CD28, IL-10 et molécules anti-adhésion.
43. Emploi conforme à la revendication 36, pour lequel lesdits agents anti-inflammatoires peuvent être identiques ou différents et sont choisis indépendamment parmi les inhibiteurs de la p38 kinase, inhibiteurs de la PDE4, inhibiteurs de l'enzyme TACE, antagonistes de récepteurs de chimiokine et thalidomide.
44. Emploi conforme à la revendication 34, ledit médicament comprenant en outre un deuxième agent choisi parmi les suivants : Anaprox, Arava, Arthrotec, Azulfidine, Aspirine, Cataflam, Célestone Soluspan, Clinoril, Cortone Acétate,

EP 1 539 693 B9

Cuprimine, Daypro, Décadron, Dépen, Dépo-Médrol, Disalcid, Dolobid, Naprosyn, Gengraf, Hydrocortone, Imuran, Indocin, Lodine, Motrin, Myochrisine, Nalfon, Naprélan, Néoral, Orudis, Oruvail, Pédiapred, Plaquénil, Prélone, Relafen, Solu-Médrol, Tolectin, Trilisate et Voltarène, ou bien ledit médicament étant conçu pour être administré conjointement avec ledit deuxième agent.

5

45. Emploi conforme à la revendication 34, ledit médicament étant conçu pour être administré par voie orale ou sous-cutanée.

10

46. Emploi d'un composé conforme à la revendication 1 en vue de la fabrication d'un médicament conçu pour traiter la sclérose en plaques, ledit médicament comprenant en outre un ou plusieurs agents supplémentaires qui peuvent être identiques ou différents et sont choisis indépendamment parmi les Interféron B1a, Interféron B1b et glatiramer acétate, ou bien ledit médicament étant conçu pour être administré conjointement avec ledit ou lesdits agents supplémentaires.

15

47. Trousse conçue pour le traitement de cancers, d'affections inflammatoires, d'affections immuno-modulatoires et d'affections respiratoires, comprenant, dans un ou dans plusieurs récipients, un composé actif servant à stimuler les récepteurs CB₂ de cannabinoïdes chez un patient, laquelle trousse comprend, dans un ou plusieurs récipients, un ou plusieurs composés conformes à la revendication 1 dans un ou plusieurs véhicules pharmacologiquement admissibles.

20

25

30

35

40

45

50

55

REFERENCES CITED IN THE DESCRIPTION

This list of references cited by the applicant is for the reader's convenience only. It does not form part of the European patent document. Even though great care has been taken in compiling the references, errors or omissions cannot be excluded and the EPO disclaims all liability in this regard.

Patent documents cited in the description

- US 5747524 A [0003]
- US 5338753 A [0004]
- US 5462960 A [0004]
- US 5532237 A [0004]
- US 5925768 A [0004]
- US 5948777 A [0004]
- US 5990170 A [0004]
- US 6013648 A [0004]
- US 6017919 A [0004]
- WO 02062750 A [0004]

Non-patent literature cited in the description

- Pro-drugs as Novel Delivery Systems. **T. HIGUCHI ; V. STELLA**. Bioreversible Carriers in Drug Design. American Pharmaceutical Association and Pergamon Press, 1987, vol. 14 [0067]
- **S. BERGE et al.** *Journal of Pharmaceutical Sciences*, 1977, vol. 66 ((1)), 1-19 [0070]
- **P. GOULD**. *International J. of Pharmaceutics*, 1986, vol. 33, 201-217 [0070]
- **ANDERSON et al.** *The Practice of Medicinal Chemistry*. Academic Press, 1996 [0070]
- Remington's Pharmaceutical Sciences. Mack Publishing Co, 1990 [0075]