

(19)



(11)

EP 1 556 389 B9

(12)

CORRECTED NEW EUROPEAN PATENT SPECIFICATION

(15) Correction information:

**Corrected version no 1 (W1 B3-1)
Corrections, see
Claims EN 12**

(51) Int Cl.:

**C07D 501/46^(2006.01) A61K 31/546^(2006.01)
A61P 31/04^(2006.01)**

(48) Corrigendum issued on:

09.09.2015 Bulletin 2015/37

(86) International application number:

PCT/JP2003/013684

(45) Mention of the grant of the patent:

25.07.2007 Bulletin 2007/30

(87) International publication number:

WO 2004/039814 (13.05.2004 Gazette 2004/20)

(45) Date of publication and mention
of the limitation decision:

B3-1 01.04.2015 Bulletin 2015/14

(21) Application number: **03758919.9**

(22) Date of filing: **27.10.2003**

(54) **CEPHEM COMPOUNDS**

CEPHEMVERBINDUNGEN

COMPOSES CEPHEME

(84) Designated Contracting States:

**AT BE BG CH CY CZ DE DK EE ES FI FR GB GR
HU IE IT LI LU MC NL PT RO SE SI SK TR**

(30) Priority: **30.10.2002 AU 2002952355**

04.09.2003 AU 2003904813

(43) Date of publication of application:

27.07.2005 Bulletin 2005/30

(73) Proprietors:

- **Astellas Pharma Inc.**
5-1, Nihonbashi-honcho 2-chome,
Chuo-ku
Tokyo 103-8411 (JP)
- **WAKUNAGA PHARMACEUTICAL CO., LTD.**
Osaka-shi,
Osaka 532-0003 (JP)

(72) Inventors:

- **OHKI, Hidenori,**
c/o Astellas Pharma Inc.
Chuo-ku, Tokyo 103-8411 (JP)
- **OKUDA, Shinya,**
c/o Astellas Pharma Inc.
Chuo-ku, Tokyo 103-8411 (JP)
- **YAMANAKA, Toshio,**
c/o Astellas Pharma Inc.
Chuo-ku, Tokyo 103-8411 (JP)

- **OHGAKI, Masaru,**
c/o Astellas Pharma Inc.
Chuo-ku, Tokyo 103-8411 (JP)
- **TODA, Ayako,**
c/o Astellas Pharma Inc.
Chuo-ku, Tokyo 103-8411 (JP)
- **KAWABATA, Kohji,**
c/o Astellas Pharma Inc.
Chuo-ku, Tokyo 103-8411 (JP)
- **INOUE, Satoshi,**
Wakunaga Pharmaceutical Co., Ltd.
Takata-gun,
Hiroshima 739-1195 (JP)
- **MISUMI, Keiji,**
Wakunaga Pharmaceutical Co., Ltd.
Takata-gun,
Hiroshima 739-1195 (JP)
- **ITO, Kenji,**
Wakunaga Pharmaceutical Co., Ltd.
Takata-gun,
Hiroshima 739-1195 (JP)
- **SATO, Kenji,**
Wakunaga Pharmaceutical Co., Ltd.
Takata-gun,
Hiroshima 739-1195 (JP)

(74) Representative: **Gille Hrabal**

Brucknerstrasse 20
40593 Düsseldorf (DE)

EP 1 556 389 B9

(56) References cited:

EP-A- 0 047 977 EP-A- 1 134 222
WO-A-02/090364

- DATABASE WPI , 1992 Derwent Publications Ltd., London, GB; AN 1992-387716 XP002267713 & JP 04 288086 A (FUJISAWA PHARM CO LTD), 13 October 1992 (1992-10-13)

Description

TECHNICAL FIELD

[0001] The present invention relates to new cephem compounds and pharmaceutically acceptable salts thereof. More particularly, the present invention relates to new cephem compounds and pharmaceutically acceptable salts thereof, which have antimicrobial activities, to processes for preparation thereof, to pharmaceutical composition comprising the same, and to a method for treating infectious diseases in human being and animals.

DESCRIPTION OF THE PRIOR ART

[0002] Cephem compounds are described in EP-A-0 047 977, EP-A-1 134 222, EP-A-1 392 704, and JP-A-04 288 086.

DISCLOSURE OF INVENTION

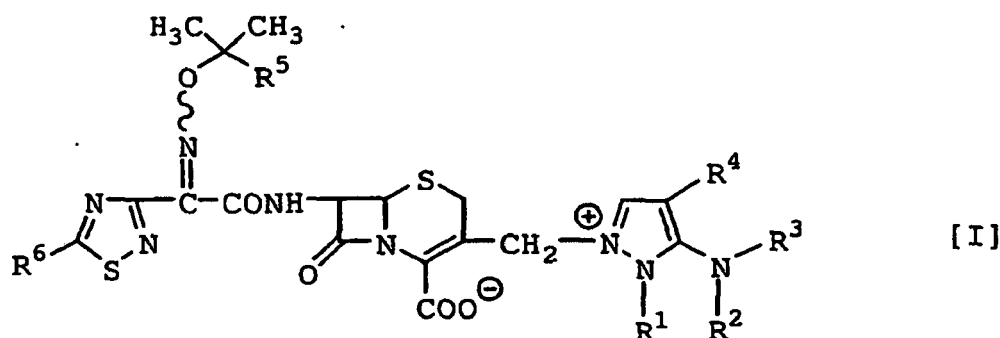
[0003] One object of the present invention is to provide novel cephem compounds and pharmaceutically acceptable salts thereof, which are highly active against a number of pathogenic microorganisms.

[0004] Another object of the present invention is to provide processes for the preparation of said cephem compounds and salts thereof.

[0005] A further object of the present invention is to provide a pharmaceutical composition comprising, as an active ingredient, said cephem compounds or their pharmaceutically acceptable salts.

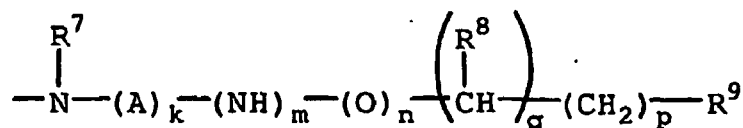
[0006] Still further object of the present invention is to provide a method for treating infectious diseases caused by pathogenic microorganisms, which comprises administering said cephem compounds to infected human being or animals.

[0007] The object cephem compounds of the present invention are novel and can be represented by the following general formula [1] :



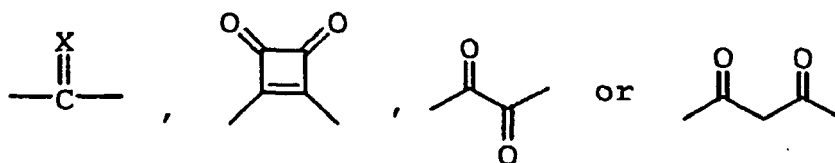
wherein

R¹ is lower alkyl, hydroxy(lower)alkyl or halo(lower)alkyl, and
 R² is hydrogen or amino protecting group, or
 R¹ and R² are bonded together and form lower alkylene or lower alkenylene;
 R³ is hydrogen or lower alkyl;
 R⁴ is



wherein

A is

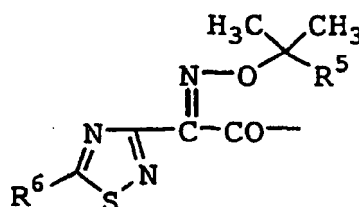


wherein X is O or NH,

- 10 R^7 is hydrogen, lower alkyl or amino protecting group,
 R^8 is hydrogen or hydroxy,
 R^9 is amino, mono or di(lower)alkylamino, protected amino, guanidino, protected guanidino or saturated 3- to 8-membered heterocyclic group containing 1 to 4 nitrogen atoms optionally substituted by amino or protected amino,
 15 k, m, n and q are independently 0 or 1, and
 p is 0, 1, 2 or 3;
 R^5 is carboxy or protected carboxy; and
 R^6 is amino or protected amino.

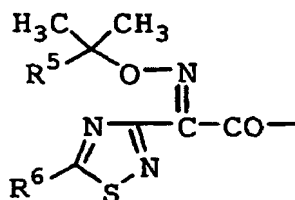
20 **[0008]** As to the object compound [I], the following points are to be noted.

[0009] That is, the object compound [I] includes syn isomer (Z form), anti isomer (E form) and a mixture thereof. Syn isomer (Z form) means one geometrical isomer having the partial structure represented by the following formula:



wherein R^5 and R^6 are each as defined above,

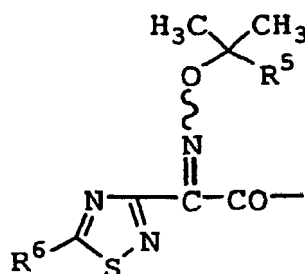
and anti isomer (E form) means the other geometrical isomer having the partial structure represented by the following formula:



wherein R^5 and R^6 are each as defined above,

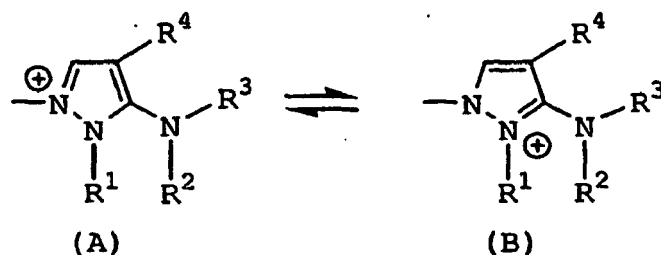
and all of such geometrical isomers and mixture thereof are included within the scope of this invention.

[0010] In the present specification and claims, the partial structure of these geometrical isomers and mixture thereof are represented for convenience' sake by the following formula:



wherein R^5 and R^6 are each as defined above.

[0011] Another point to be noted is that the pyrazolio moiety of the compound [I] can also exist in the tautomeric form, and such tautomeric equilibrium can be represented by the following formula.

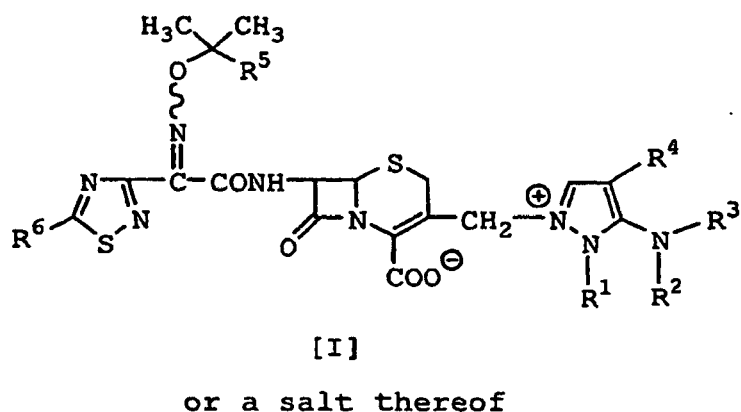
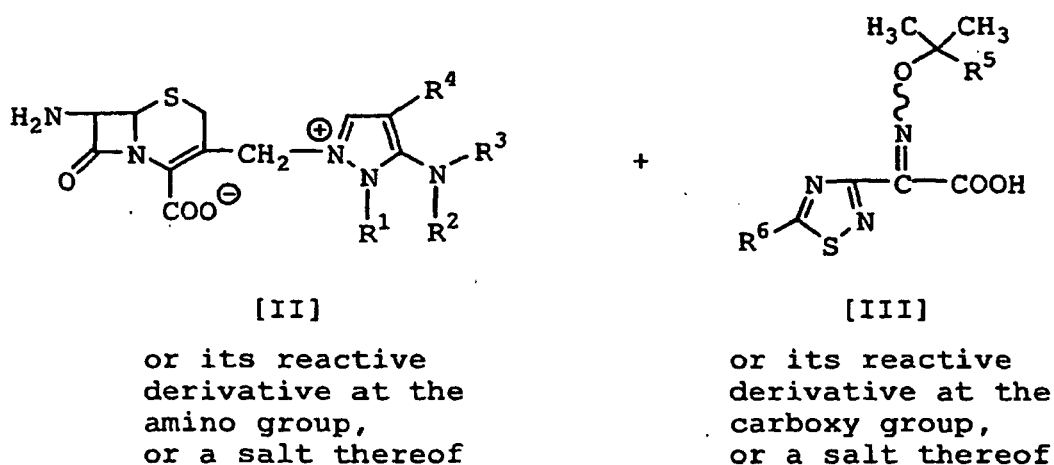


wherein R^1 , R^2 , R^3 and R^4 are each as defined above.

[0012] Both of the above tautomeric isomers are included within the scope of the present invention, and in the present specification and claims, however, the object compound [I] is represented for convenience' sake by one expression of the pyrazolio group of the formula (A).

[0013] The cephem compound [I] of the present invention can be prepared by the following processes as illustrated in the following.

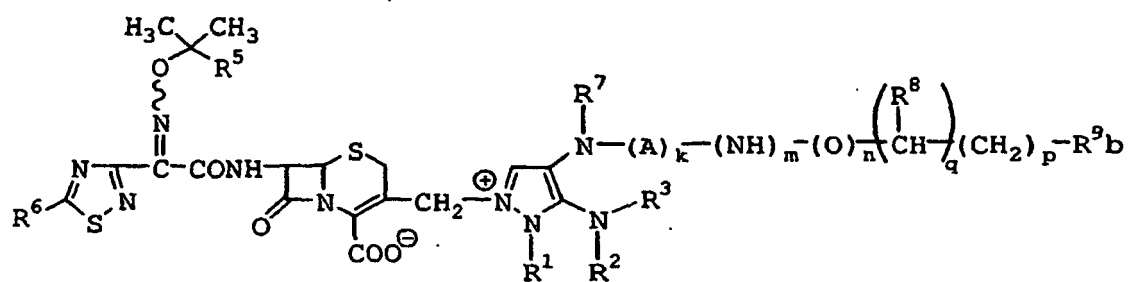
Process 1



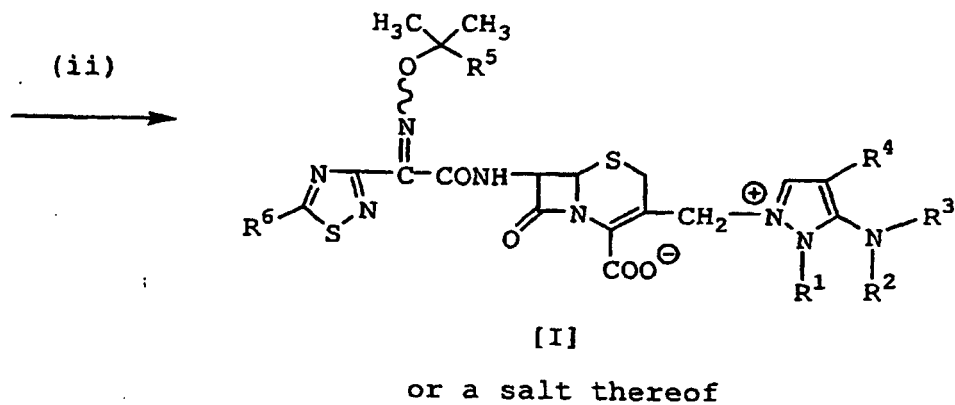
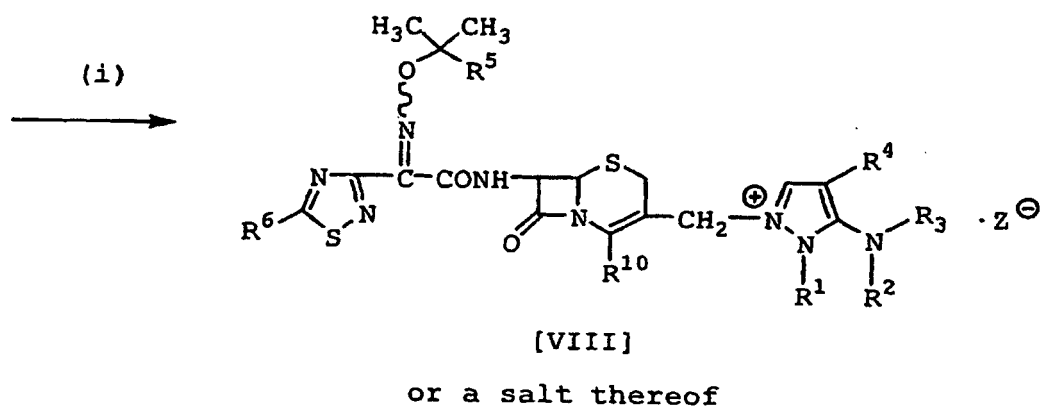
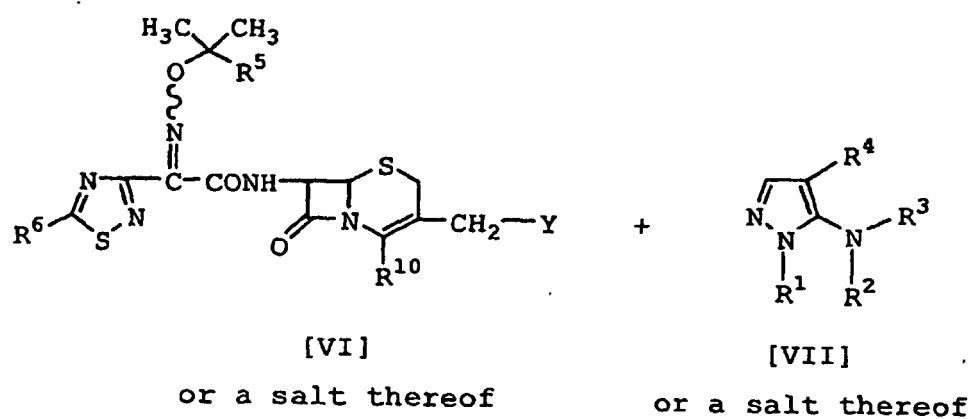
$$\begin{array}{c}
 \text{H}_3\text{C} \quad \text{CH}_3 \\
 \diagdown \quad \diagup \\
 \text{C} \\
 \diagup \quad \diagdown \\
 \text{O} \\
 \vdots \\
 \text{N} \\
 \parallel \\
 \text{C} - \text{CONH} - \text{C}_4\text{H}_3\text{N}_2\text{S} - \text{CH}_2 - \text{N}^+\text{C}_4\text{H}_3\text{N}_2\text{N}^-\text{R}^1\text{R}^2\text{N}^-\text{R}^3\text{N}^-\text{R}^7 - (\text{A})_k - (\text{NH})_m - (\text{O})_n - \left(\text{CH} \left(\text{R}^8 \right) \right)_q - (\text{CH}_2)_p - \text{R}^9\text{a} \\
 \diagup \quad \diagdown \\
 \text{N} \quad \text{S} \\
 \text{R}^6 \quad \text{N} \\
 \diagdown \quad \diagup \\
 \text{S} \quad \text{N}
 \end{array}$$

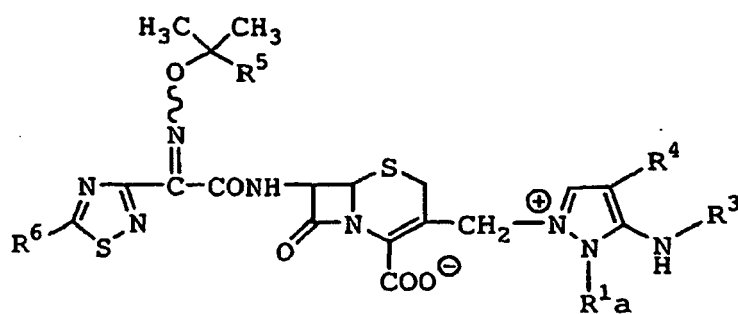
or a salt thereof

Elimination reaction of the amino protecting group



or a salt thereof

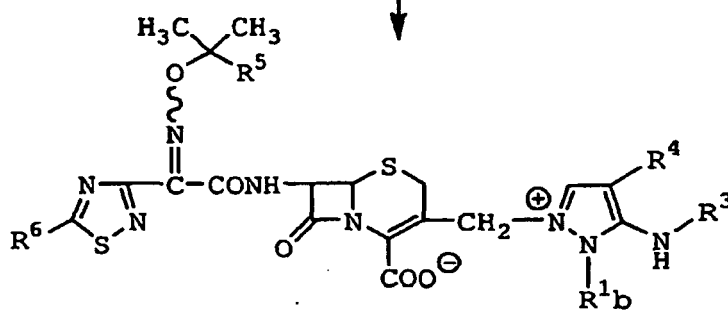
Process 3

Process 4

[Ic]

or a salt thereof

Elimination reaction of
the hydroxy protecting
group



[Id]

or a salt thereof

wherein R¹, R², R³, R⁴, R⁵, R⁶, R⁷, R⁸, A, k, m, n, p and q are each as defined above,

R¹⁰ is protected carboxy,

Y is a leaving group,

Z⁰ is an anion,

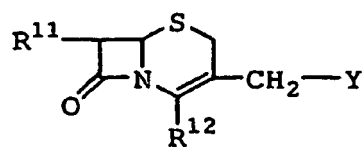
R^{1a} is protected hydroxy(lower)alkyl,

R^{1b} is hydroxy(lower)alkyl,

R^{9a} is protected amino, protected guanidino or saturated 3- to 8-membered heterocyclic group containing 1 to 4 nitrogen atoms substituted by protected amino, and

R^{9b} is amino, guanidino or saturated 3-to8-membered heterocyclic group containing 1 to 4 nitrogen atoms substituted by amino.

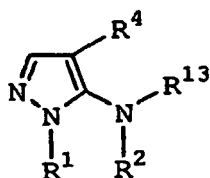
[0014] The starting compounds [II] and [VI] can be prepared by the following processes.

Process A

[X]

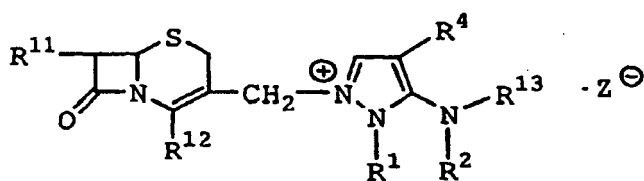
or a salt thereof

(i)



[XI]

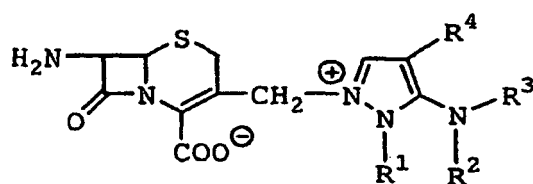
or a salt thereof



[XII]

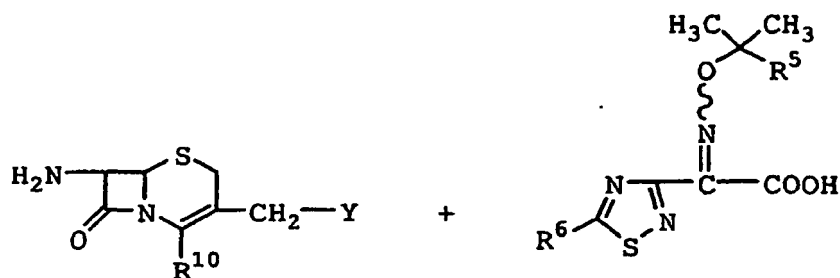
or a salt thereof

(ii)



[II]

or a salt thereof

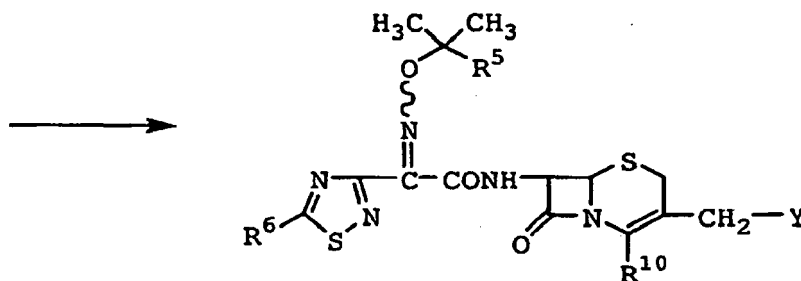
Process B

[XIII]

or its reactive
derivative at the
amino group,
or a salt thereof

[XIV]

or its reactive
derivative at the
carboxy group,
or a salt thereof



[VI]

or a salt thereof

wherein

R¹, R², R³, R⁴, R⁵, R⁶, R¹⁰, Y and z[⊖] are each as defined above,
R¹¹ is protected amino,
R¹² is protected carboxy, and
R¹³ is amino protecting group or lower alkyl.

[0015] The starting compounds [VII] and [XI] or salts thereof can be prepared by the methods disclosed in the Preparations 3-6, 8-47 and 49-102 described later or similar manners thereto.

[0016] In the above and subsequent descriptions of this specification, suitable examples of the various definitions are explained in detail as follows.

[0017] The term "lower" is used to mean a group having 1 to 6, preferably 1 to 4, carbon atoms, unless otherwise indicated.

[0018] Suitable "lower alkyl" and "lower alkyl" moiety in "hydroxy (lower) alkyl", "protected hydroxy (lower) alkyl", "aryl (lower)alkyl", "halo (lower) alkyl" and "mono or di(lower)alkylamino", include straight or branched alkyl having 1 to 6 carbon atoms, such as methyl, ethyl, propyl, isopropyl, butyl, isobutyl, sec-butyl, tert-butyl, pentyl, tert-pentyl and hexyl, in which more preferred one is C₁-C₄ alkyl.

[0019] Suitable "hydroxy(lower)alkyl" includes hydroxy(C₁-C₆)alkyl such as hydroxymethyl, 1-hydroxyethyl, 2-hydroxyethyl, 1-hydroxypropyl, 2-hydroxypropyl, 3-hydroxypropyl, 4-hydroxybutyl, 5-hydroxypentyl and 6-hydroxyhexyl, in which more preferred one is hydroxy(C₁-C₄)alkyl.

[0020] Suitable "halo(lower)alkyl" includes straight or branched alkyl having 1 to 6 carbon atoms substituted by 1 to 5 halogen atoms such as chlorine, bromine, iodine and fluorine. Preferred examples of "halo(lower)alkyl" include fluoromethyl, difluoromethyl, trifluoromethyl, chloromethyl, bromomethyl, 2-fluoroethyl, 2,2-difluoroethyl, 2,2,2-trifluoroethyl, 2-chloroethyl, 2,2-dichloroethyl, 2,2,2-trichloroethyl, 3-fluoropropyl and 2,2,3,3,3-pentafluoropropyl, in which more pre-

ferred one is halo (C₁-C₄) alkyl.

[0021] Suitable "mono or di(lower)alkylamino" includes mono or di (C₁-C₆) alkylamino such as methylamino, dimethylamino, ethylamino, diethylamino, N-ethyl-N-methylamino, propylamino, butylamino and N-ethyl-N-propylamino, in which more preferred one is mono or di (C₁-C₄) alkylamino.

[0022] Suitable "lower alkylene" formed by R¹ and R² includes straight alkylene having 1 to 6, preferably 2 to 4 carbon atoms, such as methylene, ethylene, trimethylene and tetramethylene, in which more preferred one is straight alkylene having 2 or 3 carbon atoms.

[0023] Suitable "lower alkenylene" formed by R¹ and R² includes straight alkenylene having 2 to 6, preferably 2 to 4 carbon atoms, such as vinylene and propenylene, in which more preferred one is straight alkenylene having 2 or 3 carbon atoms.

[0024] Suitable "saturated 3- to 8-membered heterocyclic group containing 1 to 4 nitrogen atoms" includes azetidiny (e.g., 1-azetidiny and 3-azetidiny), pyrrolidiny (e.g., 1-pyrrolidiny and 3-pyrrolidiny), imidazolidiny (e.g., 1-imidazolidiny and 4-imidazolidiny), piperidiny (e.g., 1-piperidiny and 4-piperidiny) and piperaziny (e.g., 1-piperaziny), in which more preferred one is saturated 4- to 6-membered heterocyclic group containing 1 to 4 nitrogen atoms.

[0025] The saturated 3- to 8-membered heterocyclic group containing 1 to 4 nitrogen atoms is optionally substituted by amino or protected amino. Suitable examples of "saturated 3- to 8-membered heterocyclic group containing 1 to 4 nitrogen atoms optionally substituted by amino or protected amino" include 1-azetidiny, 3-amino-1-azetidiny, 3-tert-butoxycarbonylamino-1-azetidiny, 3-azetidiny, 1-pyrrolidiny, 3-amino-1-pyrrolidiny, 3-tert-butoxycarbonylamino-1-pyrrolidiny, 3-pyrrolidiny, 1-piperidiny, 4-piperidiny and 1-piperaziny.

[0026] Suitable "aryl" moiety in "aryl(lower)alkyl" includes C₆-C₁₂ aryl such as phenyl and naphthyl, in which more preferred one is phenyl.

[0027] Suitable "aryl(lower)alkyl" includes mono-, di- or triphenyl(lower)alkyl such as benzyl, phenethyl, benzhydryl and trityl.

[0028] Suitable "lower alkanoyl" and "lower alkanoyl" moiety in "lower alkanoylamino" include straight or branched alkanoyl having 1 to 6 carbon atoms, such as formyl, acetyl, propionyl, butyryl, isobutyryl, valeryl, isovaleryl, pivaloyl and hexanoyl, in which more preferred one is C₁-C₄ alkanoyl.

[0029] Suitable "lower alkoxy" moiety in "lower alkoxy carbonyl" and "lower alkoxy carbonylamino" includes straight or branched alkoxy having 1 to 6 carbon atoms, such as methoxy, ethoxy, propoxy, isopropoxy, butoxy, isobutoxy, sec-butoxy, tert-butoxy, pentyloxy, tert-pentyloxy and hexyloxy, in which more preferred one is C₁-C₄ alkoxy.

[0030] Suitable "amino protecting group" in "protected amino" includes an acyl group as mentioned below, substituted or unsubstituted aryl(lower)alkylidene [e.g., benzylidene, hydroxybenzylidene, etc.], aryl(lower)alkyl such as mono-, di- or triphenyl(lower)alkyl [e.g., benzyl, phenethyl, benzhydryl, trityl, etc.], and the like.

[0031] Suitable "acyl" includes lower alkanoyl [e.g., formyl, acetyl, propionyl, hexanoyl, pivaloyl, etc.], mono(or di or tri)halo(lower)alkanoyl [e.g., chloroacetyl, trifluoroacetyl, etc.], lower alkoxy carbonyl [e.g., methoxycarbonyl, ethoxycarbonyl, tert-butoxycarbonyl, tert-pentyloxycarbonyl, hexyloxycarbonyl, etc.], carbamoyl, aroyl [e.g., benzoyl, toluoyl, naphthoyl, etc.], aryl(lower)alkanoyl [e.g., phenylacetyl, phenylpropionyl, etc.], aryloxycarbonyl [e.g., phenoxycarbonyl, naphthyloxycarbonyl, etc.], aryloxy(lower)alkanoyl [e.g., phenoxyacetyl, phenoxypropionyl, etc.], arylglyoxyloxy [e.g., phenylglyoxyloxy, naphthylglyoxyloxy, etc.], aryl(lower)alkoxy carbonyl which optionally substituted by suitable substituent(s) [e.g., benzyloxycarbonyl, phenethyloxycarbonyl, p-nitrobenzyloxycarbonyl, etc.], and the like.

[0032] Preferable examples of "amino protecting group" include aryl(lower)alkyl and acyl, in which more preferred ones are aryl(lower)alkyl, lower alkanoyl and lower alkoxy carbonyl, and particularly preferred ones are mono-, di- or triphenyl (C₁-C₆)alkyl, C₁-C₆ alkanoyl and (C₁-C₆)alkoxy carbonyl.

[0033] Preferable examples of "protected amino" include aryl(lower)alkylamino and acylamino, in which more preferred ones are aryl(lower)alkylamino, lower alkanoylamino and lower alkoxy carbonylamino, and particularly preferred ones are mono-, di- or triphenyl (C₁-C₆) alkylamino, C₁-C₆ alkanoylamino and (C₁-C₆)alkoxy carbonylamino.

[0034] Preferable examples of "protected guanidino" include acylguanidino (monoacylguanidino and diacylguanidino) such as 2,3-bis[(lower)alkoxy carbonyl]guanidino [e.g., 2,3-bis(tert-butoxycarbonyl)guanidino], in which more preferred one is 2,3-bis[(C₁-C₆)alkoxy carbonyl]guanidino.

[0035] Suitable "protected hydroxy" in the "protected hydroxy(lower)alkyl" includes acyloxy group, aryl(lower)alkyloxy group, and the like. Suitable "acyl" moiety in the "acyloxy" includes lower alkanoyl [e.g., formyl, acetyl, propionyl, hexanoyl, pivaloyl, etc.], mono(or di or tri)halo(lower)alkanoyl, [e.g., chloroacetyl, trifluoroacetyl, etc.], lower alkoxy carbonyl, [e.g., methoxycarbonyl, ethoxycarbonyl, tert-butoxycarbonyl, tert-pentyloxycarbonyl, hexyloxycarbonyl, etc.], carbamoyl, and the like. Suitable "aryl(lower)alkyl" moiety in the "aryl(lower)alkyloxy" includes mono-, di- or triphenyl(lower)alkyl [e.g., benzyl, phenethyl, benzhydryl, trityl, etc.], and the like.

[0036] Suitable "protected carboxy" includes esterified carboxy and the like, and concrete examples of esterified carboxy include lower alkoxy carbonyl [e.g., methoxycarbonyl, ethoxycarbonyl, propoxycarbonyl, isopropoxycarbonyl, butoxycarbonyl, isobutoxycarbonyl, tert-butoxycarbonyl, pentyloxycarbonyl, hexyloxycarbonyl, 1-cyclopropylethoxycarbonyl, etc.] which may have suitable substituent(s), for example, lower alkanoyloxy(lower)alkoxy carbonyl [e.g., ace-

toxymethoxycarbonyl, propionyloxymethoxycarbonyl, butyryloxymethoxycarbonyl, valeryloxymethoxycarbonyl, pivaloyloxymethoxycarbonyl, 1-acetoxyethoxycarbonyl, 1-propionyloxyethoxycarbonyl, 2-propionyloxyethoxycarbonyl, hexanoyloxymethoxycarbonyl, etc.], lower alkanesulfonyl(lower)alkoxycarbonyl, [e.g., 2-mesyloethoxycarbonyl, etc.] or mono (or di or tri)halo(lower)alkoxycarbonyl [e.g., 2-iodoethoxycarbonyl, 2,2,2-trichloroethoxycarbonyl, etc.]; lower alkenyloxy-

carbonyl [e.g., vinyloxy, allyloxy, etc.]; lower alkynyloxy carbonyl [e.g., ethynyloxy, propynyloxy, etc.]; aryl(lower)alkoxycarbonyl which may have suitable substituent(s) [e.g., benzyloxy, 4-methoxybenzyloxy, 4-nitrobenzyloxy, phenethyloxy, trityloxy, benzhydryloxy, bis (methoxyphenyl)methoxycarbonyl, 3,4-dimethoxybenzyloxy, 4-hydroxy-3,5-di-tert-butylbenzyloxy, etc.]; aryloxy carbonyl which may have suitable substituent(s) [e.g., phenoxy, 4-chlorophenoxy, tolyloxy, 4-tert-butylphenoxy, xylyloxy, mesityloxy, cumenyloxy, etc.]; and the like.

[0037] Preferable examples of "protected carboxy" include lower alkoxycarbonyl and aryl(lower)alkoxycarbonyl which may have suitable substituent(s), in which more preferred one is (C₁-C₆)alkoxycarbonyl.

[0038] Suitable "leaving group" includes halogen [e.g., chlorine, bromine, iodine, etc.] or acyloxy such as arylsulfonyloxy [e.g., benzenesulfonyloxy, tosyloxy, etc.], lower alkylsulfonyloxy [e.g., mesyloxy, etc.], lower alkanoyloxy [e.g., acetyloxy, propionyloxy, etc.], and the like.

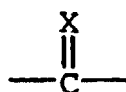
[0039] Suitable "anion" includes formate, acetate, trifluoroacetate, maleate, tartrate, methanesulfonate, benzenesulfonate, toluenesulfonate, chloride, bromide, iodide, sulfate, hydrogen sulfate, phosphate, and the like.

[0040] Suitable pharmaceutically acceptable salts of the object compound [I] are conventional non-toxic salts and include, for example, a salt with a base or an acid addition salt such as a salt with an inorganic base, for example, an alkali metal salt [e.g., sodium salt, potassium salt, etc.], an alkaline earth metal salt [e.g., calcium salt, magnesium salt, etc.], an ammonium salt; a salt with an organic base, for example, an organic amine salt [e.g., trimethylamine salt, triethylamine salt, pyridine salt, picoline salt, ethanolamine salt, triethanolamine salt, dicyclohexylamine salt, N,N'-dibenzylethylenediamine salt, etc.]; an inorganic acid addition salt [e.g., hydrochloride, hydrobromide, sulfate, hydrogen sulfate, phosphate, etc.]; an organic carboxylic or sulfonic acid addition salt [e.g., formate, acetate, trifluoroacetate, maleate, tartrate, citrate, fumarate, methanesulfonate, benzenesulfonate, toluenesulfonate, etc.]; and a salt with a basic or acidic amino acid [e.g., arginine, aspartic acid, glutamic acid, etc.].

[0041] The preferred embodiments of the cephem compound of the present invention represented by the general formula [I] are as follows.

(1) The compound of the formula [I] wherein

R¹ is lower alkyl or hydroxy(lower)alkyl, and
 R² is hydrogen or amino protecting group, or
 R¹ and R² are bonded together and form lower alkylene;
 R³ is hydrogen;
 A is



wherein X is O or NH;

R⁷ is hydrogen or amino protecting group;
 R⁹ is amino or protected amino; and
 p is 0, 1 or 2,

or a pharmaceutically acceptable salt thereof.

(2) The compound of (1) above wherein R⁸ is hydrogen, or a pharmaceutically acceptable salt thereof.

(3) The compound of the formula [I] wherein

R¹ is lower alkyl, hydroxy(lower)alkyl or halo(lower)alkyl, and
 R² is hydrogen, aryl(lower)alkyl or acyl, or
 R¹ and R² are bonded together and form lower alkylene or lower alkenylene;
 R⁵ is carboxy or esterified carboxy;
 R⁶ is amino or acylamino;
 R⁷ is hydrogen, lower alkyl or acyl; and

R⁹ is amino, mono or di(lower)alkylamino, acylamino, guanidino, acylguanidino or saturated 3- to 8-membered heterocyclic group containing 1 to 4 nitrogen atoms optionally substituted by amino or acylamino,

or a pharmaceutically acceptable salt thereof.

(4) The compound of (3) above wherein

R¹ is lower alkyl or hydroxy(lower)alkyl, and

R² is hydrogen, aryl(lower)alkyl or acyl, or

R¹ and R² are bonded together and form lower alkylene;

R⁵ is carboxy or esterified carboxy;

R⁶ is amino or acylamino;

R⁷ is hydrogen or acyl; and

R⁹ is amino or acylamino,

or a pharmaceutically acceptable salt thereof.

(5) The compound of (4) above wherein

R¹ is lower alkyl or hydroxy(lower)alkyl, and

R² is hydrogen, aryl(lower)alkyl, lower alkanoyl or lower alkoxycarbonyl, or

R¹ and R² are bonded together and form lower alkylene;

R⁵ is carboxy or lower alkoxycarbonyl;

R⁶ is amino, lower alkanoylamino or lower alkoxycarbonylamino;

R⁷ is hydrogen, lower alkanoyl or lower alkoxycarbonyl; and

R⁹ is amino, lower alkanoylamino or lower alkoxycarbonylamino,

or a pharmaceutically acceptable salt thereof.

(6) The compound of (5) above wherein

R¹ is C₁-C₆ alkyl or hydroxy (C₁-C₆) alkyl, and

R² is hydrogen, mono-, di- or triphenyl (C₁-C₆) alkyl, C₁-C₆ alkanoyl or (C₁-C₆) alkoxycarbonyl, or

R¹ and R² are bonded together and form C₁-C₆ alkylene;

R⁵ is carboxy or (C₁-C₆) alkoxycarbonyl;

R⁶ is amino, C₁-C₆ alkanoylamino or (C₁-C₆) alkoxycarbonylamino;

R⁷ is hydrogen, C₁-C₆ alkanoyl or (C₁-C₆) alkoxycarbonyl; and

R⁹ is amino, C₁-C₆ alkanoylamino or (C₁-C₆) alkoxycarbonylamino,

or a pharmaceutically acceptable salt thereof.

(7) The compound of (6) above wherein

R¹ is lower alkyl or hydroxy(lower)alkyl, and

R² is hydrogen, or

R¹ and R² are bonded together and form lower alkylene;

R⁵ is carboxy;

R⁶ is amino;

R⁷ is hydrogen or lower alkanoyl; and

R⁹ is amino,

or a pharmaceutically acceptable salt thereof.

(8) The compound of (7) above wherein

R¹ is C₁-C₆ alkyl or hydroxy(C₁-C₆)alkyl, and

R² is hydrogen, or

R¹ and R² are bonded together and form C₁-C₆ alkylene;

R⁵ is carboxy;

R⁶ is amino;

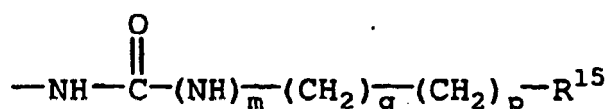
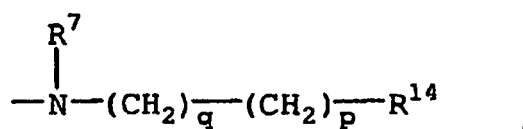
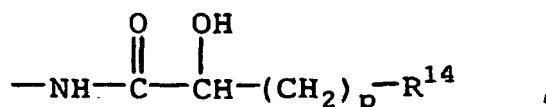
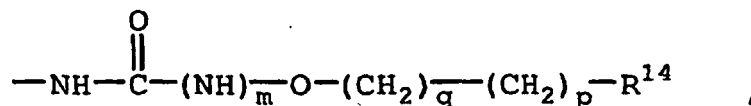
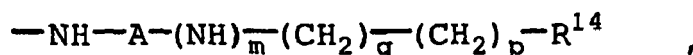
R⁷ is hydrogen or C₁-C₆ alkanoyl; and

R⁹ is amino,

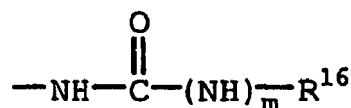
or a pharmaceutically acceptable salt thereof.

(9) The compound of the formula [I] wherein

R⁴ is selected from the group consisting of



and



wherein R⁷, A, m, p and q are each as defined above in the formula [I],

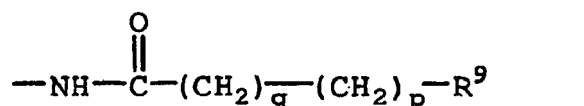
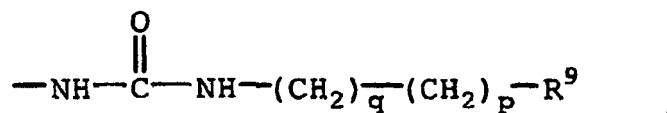
R¹⁴ is amino, mono or di(lower)alkylamino or protected amino,

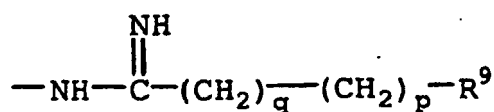
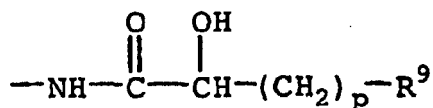
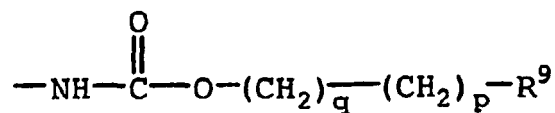
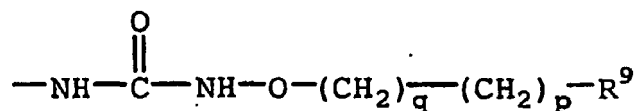
R¹⁵ is guanidino or protected guanidino, and

R¹⁶ is saturated 3- to 8-membered heterocyclic group containing 1 to 4 nitrogen atoms optionally substituted by amino or protected amino,

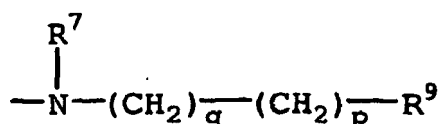
or a pharmaceutically acceptable salt thereof.

(10) The compound of the formula [I] wherein R⁴ is selected from the group consisting of





and



wherein

p is 0, 1 or 2,

q is 0 or 1,

R⁷ is hydrogen or amino protecting group, and

R⁹ is amino or protected amino,

or a pharmaceutically acceptable salt thereof.

(11) The compound of (10) above wherein

R⁷ is hydrogen, lower alkanoyl or lower alkoxy carbonyl; and

R⁹ is amino, lower alkanoylamino or lower alkoxy carbonylamino,

or a pharmaceutically acceptable salt thereof.

(12) The compound of (11) above wherein

R⁷ is hydrogen, C₁-C₆ alkanoyl or (C₁-C₆) alkoxy carbonyl; and

R⁹ is amino, C₁-C₆ alkanoylamino or (C₁-C₆) alkoxy carbonylamino,

or a pharmaceutically acceptable salt thereof.

(13) The compound of (11) above wherein

R⁷ is hydrogen or lower alkanoyl; and

R⁹ is amino,

or a pharmaceutically acceptable salt thereof.

(14) The compound of (13) above wherein

R⁷ is hydrogen or C₁-C₆ alkanoyl; and

R⁹ is amino,

or a pharmaceutically acceptable salt thereof.

[0042] The processes for preparing the object compound of the present invention are explained in detail in the following.

Process 1

[0043] The compound [I] or a salt thereof can be prepared by reacting the compound [II] or its reactive derivative at the amino group, or a salt thereof with the compound [III] or its reactive derivative at the carboxy group, or a salt thereof.

[0044] Suitable reactive derivative at the amino group of the compound [II] includes Schiff's base type imino or its tautomeric enamine type isomer formed by the reaction of the compound [II] with a carbonyl compound such as aldehyde, ketone and the like; a silyl derivative formed by the reaction of the compound [II] with a silyl compound such as bis(trimethylsilyl)acetamide, mono(trimethylsilyl)acetamide [e.g., N-(trimethylsilyl)acetamide], bis(trimethylsilyl)urea and the like; a derivative formed by the reaction of the compound [II] with phosphorus trichloride or phosgene.

[0045] Suitable salts of the compound [II] and its reactive derivative can be referred to the ones as exemplified for the compound [I].

[0046] Suitable reactive derivative at the carboxy group of the compound [III] includes an acid halide, an acid anhydride, an activated amide, and an activated ester. A suitable example of the reactive derivatives may be an acid chloride; an acid azide; a mixed acid anhydride with an acid such as substituted phosphoric acid [e.g., dialkylphosphoric acid, phenylphosphoric acid, diphenylphosphoric acid, dibenzylphosphoric acid, halogenated phosphoric acid, etc.], dialkylphosphorous acid, sulfurous acid, thiosulfuric acid, sulfuric acid, alkanesulfonic acid [e.g., methanesulfonic acid, etc.], aliphatic carboxylic acid [e.g., acetic acid, propionic acid, butyric acid, isobutyric acid, pivalic acid, pentanoic acid, isopentanoic acid, 2-ethylbutyric acid, trichloroacetic acid, etc.] and aromatic carboxylic acid [e.g., benzoic acid, etc.]; a symmetrical acid anhydride; an activated amide with imidazole, 4-substituted imidazole, dimethylpyrazole, triazole or tetrazole; an activated ester [e.g., cyanomethyl ester, methoxymethyl ester, dimethyliminomethyl [(CH₃)₂N⁺=CH-] ester, vinyl ester, propargyl ester, p-nitrophenyl ester, 2,4-dinitrophenyl ester, trichlorophenyl ester, pentachlorophenyl ester, mesylphenyl ester, phenylazophenyl ester, phenyl thioester, p-nitrophenyl thioester, p-cresyl thioester, carboxymethyl thioester, pyranil ester, pyridyl ester, piperidyl ester, 8-quinolyl thioester, etc.]; or an ester with an N-hydroxy compound [e.g., N,N-dimethylhydroxylamine, 1-hydroxy-2-(1H)-pyridone, N-hydroxysuccinimide, N-hydroxyphthalimide, N-hydroxy-1H-benzotriazole, etc.]. These reactive derivatives can optionally be selected from them according to the kind of the compound [III] to be used.

[0047] Suitable salts of the compound [III] and its reactive derivative can be referred to the ones as exemplified for the compound [I].

[0048] The reaction is usually carried out in a conventional solvent such as water, alcohol [e.g., methanol, ethanol, etc.], acetone, dioxane, acetonitrile, chloroform, methylene chloride, ethylene chloride, tetrahydrofuran, ethyl acetate, N,N-dimethylformamide, pyridine or any other organic solvent which does not adversely affect the reaction. These conventional solvents may also be used in a mixture with water.

[0049] In this reaction, when the compound [III] is used in free acid form or its salt form, the reaction is preferably carried out in the presence of a conventional condensing agent such as N,N'-dicyclohexylcarbodiimide; N-cyclohexyl-N'-morpholinoethylcarbodiimide; N-cyclohexyl-N'-(4-diethylaminocyclohexyl)carbodiimide; N,N'-diethylcarbodiimide; N,N'-diisopropylcarbodiimide; N-ethyl-N'-(3-dimethylaminopropyl)carbodiimide; N,N'-carbonyl-bis-(2-methylimidazole); pentamethyleneketene-N-cyclohexylimine; diphenylketene-N-cyclohexylimine; ethoxyacetylene; 1-alkoxy-1-chloroethylene; trialkyl phosphite; ethyl polyphosphate; isopropyl polyphosphate; phosphorus oxychloride (phosphoryl chloride); phosphorus trichloride; thionyl chloride; oxalyl chloride; lower alkyl haloformate [e.g., ethyl chloroformate, isopropyl chloroformate, etc.], triphenylphosphine; 2-ethyl-7-hydroxybenzisoxazolium salt; 2-ethyl-5-(m-sulfophenyl)isoxazolium hydroxide intramolecular salt; 1-(p-chlorobenzenesulfonyloxy)-6-chloro-1H-benzotriazole; so-called Vilsmeier reagent prepared by the reaction of N,N-dimethylformamide with thionyl chloride, phosgene, trichloromethyl chloroformate, phosphorus oxychloride, etc.; and the like.

[0050] The reaction may also be carried out in the presence of an inorganic or organic base such as an alkali metal bicarbonate, tri(lower)alkylamine, pyridine, N-(lower)alkylmorpholine, N,N-di(lower)alkylbenzylamine, and the like.

[0051] The reaction temperature is not critical, and the reaction is usually carried out under cooling to warming.

Process 2

[0052] The compound [Ib] or a salt thereof can be prepared by subjecting the compound [Ia] or a salt thereof to elimination reaction of the amino protecting group.

[0053] Elimination reaction is carried out in accordance with a conventional method such as hydrolysis and the like.

[0054] The hydrolysis is preferably carried out in the presence of a base or an acid including Lewis acid.

[0055] Suitable base includes an inorganic base and an organic base such as an alkali metal [e.g., sodium, potassium, etc.], an alkaline earth metal [e.g., magnesium, calcium, etc.], the hydroxide or carbonate or hydrogencarbonate thereof, trialkylamine [e.g., trimethylamine, triethylamine, etc.], picoline, 1,5-diazabicyclo[4.3.0]non-5-ene, 1,4-diazabicyclo[2.2.2]octane, 1,8-diazabicyclo[5.4.0]undec-7-ene, and the like.

[0056] Suitable acid includes an organic acid [e.g., formic acid, acetic acid, propionic acid, trichloroacetic acid, trifluoroacetic acid, etc.], and an inorganic acid [e.g., hydrochloric acid, hydrobromic acid, sulfuric acid, hydrogen chloride, hydrogen bromide, etc.].

[0057] The elimination using Lewis acid such as trihaloacetic acid [e.g., trichloroacetic acid, trifluoroacetic acid, etc.], and the like is preferably carried out in the presence of cation trapping agents [e.g., anisole, phenol, etc.].

[0058] The reaction is usually carried out in a solvent such as water, alcohol [e.g., methanol, ethanol, etc.], methylene chloride, tetrahydrofuran, a mixture thereof or any other solvent which does not adversely influence the reaction. A liquid base or acid can be also used as a solvent.

[0059] The reaction temperature is not critical and the reaction is usually carried out under cooling to warming.

Process 3-(i)

[0060] The compound [VIII] or a salt thereof can be prepared by reacting the compound [VI] or a salt thereof with the compound [VII] or a salt thereof.

[0061] Suitable salt of the compounds [VI],[VII] and [VIII] can be referred to the ones as exemplified for the compound [I].

[0062] The present reaction may be carried out in a solvent such as water, phosphate buffer, acetone, chloroform, acetonitrile nitrobenzene, methylene chloride, ethylene chloride, formamide, N,N-dimethylformamide, methanol, ethanol, diethyl ether, tetrahydrofuran, dimethyl sulfoxide, or any other organic solvent which does not adversely affect the reaction, preferably in ones having strong polarities. Among the solvents, hydrophilic solvents may be used in a mixture with water. When the compound [VII] is liquid, it can also be used as a solvent.

[0063] The reaction is preferably conducted in the presence of a base, for example, an inorganic base such as alkali metal hydroxide, alkali metal carbonate, alkali metal hydrogencarbonate, an organic base such as trialkylamine, and the like.

[0064] The reaction temperature is not critical, and the reaction is usually carried out at ambient temperature, under warming or under heating. The present reaction is preferably carried out in the presence of alkali metal halide [e.g., sodium iodide, potassium iodide, etc.], alkali metal thiocyanate [e.g., sodium thiocyanate, potassium thiocyanate, etc.], and the like.

[0065] Anion z^{\ominus} may be one derived from a leaving group Y, and it may be converted to other anion by a conventional method.

Process 3-(ii)

[0066] The compound [I] or a salt thereof can be prepared by subjecting the compound [VIII] or a salt thereof to elimination reaction of the carboxy protecting group.

[0067] Elimination reaction is carried out in similar manner to the reaction in the aforementioned Process 2, and therefore the reagents to be used and reaction conditions (e.g., solvent, reaction temperature, etc.) can be referred to those of Process 2.

Process 4

[0068] The compound [Id] or a salt thereof can be prepared by subjecting the compound [Ic] or a salt thereof to elimination reaction of the hydroxy protecting group.

[0069] Suitable method of this elimination reaction includes conventional one such as hydrolysis, reduction and the like.

(i) For hydrolysis:

[0070] The hydrolysis is preferably carried out in the presence of a base or an acid including Lewis acid.

[0071] Suitable base includes an inorganic base and an organic base such as an alkali metal [e.g., sodium, potassium, etc.], an alkaline earth metal [e.g., magnesium, calcium, etc.], the hydroxide or carbonate or hydrogencarbonate thereof, trialkylamine [e.g., trimethylamine, triethylamine, etc.], picoline, 1,5-diazabicyclo[4.3.0]non-5-ene, 1,4-diazabicyclo[2.2.2]octane, 1,8-diazabicyclo[5.4.0]undec-7-ene, and the like.

[0072] Suitable acid includes an organic acid [e.g., formic acid, acetic acid, propionic acid, trichloroacetic acid, trifluoroacetic acid, etc.], and an inorganic acid [e.g., hydrochloric acid, hydrobromic acid, sulfuric acid, hydrogen chloride,

hydrogen bromide, etc.].

[0073] The elimination using Lewis acid such as trihaloacetic acid [e.g., trichloroacetic acid, trifluoroacetic acid, etc.] and the like is preferably carried out in the presence of cation trapping agents [e.g., anisole, phenol, etc.].

[0074] The reaction is usually carried out in a solvent such as water, alcohol [e.g., methanol, ethanol, etc.], methylene chloride, tetrahydrofuran, a mixture thereof or any other solvent which does not adversely influence the reaction. A liquid base or acid can be also used as a solvent.

[0075] The reaction temperature is not critical and the reaction is usually carried out under cooling to warming.

(ii) For reduction:

[0076] Reduction is carried out in a conventional manner, including chemical reduction and catalytic reduction.

[0077] Suitable reducing reagents to be used in chemical reduction are a combination of a metal [e.g., tin, zinc, iron, etc.] or metallic compound [e.g., chromium chloride, chromium acetate, etc.] and an organic acid or inorganic acid [e.g., formic acid, acetic acid, propionic acid, trifluoroacetic acid, p-toluenesulfonic acid, hydrochloric acid, hydrobromic acid, etc.].

[0078] Suitable catalysts to be used in catalytic reduction are conventional ones such as platinum catalysts [e.g., platinum plate, spongy platinum, platinum black, colloidal platinum, platinum oxide, platinum wire, etc.], palladium catalysts [e.g., spongy palladium, palladium black, palladium oxide, palladium on carbon, colloidal palladium, palladium on barium sulfate, palladium on barium carbonate, etc.], nickel catalysts [e.g., reduced nickel, nickel oxide, Raney nickel, etc.], cobalt catalysts [e.g., reduced cobalt, Raney cobalt, etc.], iron catalysts [e.g., reduced iron, Raney iron, etc.], copper catalysts [e.g., reduced copper, Raney copper, Ullman copper, etc.] and the like.

[0079] The reduction is usually carried out in a conventional solvent which does not adversely influence the reaction such as water, methanol, ethanol, propanol, N,N-dimethylformamide or a mixture thereof.

[0080] Additionally, in case that the above-mentioned acids to be used in chemical reduction are liquid, they can also be used as a solvent.

[0081] Further, a suitable solvent to be used in catalytic reduction may be the above-mentioned solvent, and other conventional solvent such as diethyl ether, dioxane, tetrahydrofuran, etc., or a mixture thereof.

[0082] The reaction temperature of this reduction is not critical and the reaction is usually carried out under cooling to warming.

[0083] When R⁶ is protected amino, the amino protecting group in R⁶ can be eliminated by a conventional method such as hydrolysis.

[0084] Processes A and B for the preparation of the starting compounds are explained in detail in the following.

Process A-(i)

[0085] The compound [XII] or a salt thereof can be prepared by reacting the compound [X] or a salt thereof with the compound [XI] or a salt thereof.

[0086] This reaction can be carried out in a similar manner to the reaction in the aforementioned Process 3-(i), and therefore the reagents to be used and reaction conditions (e.g., solvent, reaction temperature, etc.) can be referred to those of Process 3-(i).

Process A-(ii)

[0087] The compound [II] or a salt thereof can be prepared by subjecting the compound [XII] or a salt thereof to elimination reaction of the amino protecting groups in R¹¹ and R¹³ and the carboxy protecting group in R¹².

[0088] This reaction can be carried out in a similar manner to the reaction in the aforementioned Process 2, and therefore the reagents to be used and reaction conditions (e.g., solvent, reaction temperature, etc.) can be referred to those of Process 2.

Process B

[0089] The compound [VI] or a salt thereof can be prepared by reacting the compound [XIII] or its reactive derivative at the amino group, or a salt thereof with the compound [XIV] or its reactive derivative at the carboxy group, or a salt thereof.

[0090] This reaction can be carried out in a similar manner to the reaction in the aforementioned Process 1, and therefore the reagents to be used and reaction conditions (e.g., solvent, reaction temperature, etc.) can be referred to those of Process 1.

[0091] The compounds obtained by the above processes can be isolated and purified by a conventional method such as pulverization, recrystallization, column chromatography, reprecipitation, and the like.

[0092] It is to be noted that the compound [I] and other compounds may include one or more stereoisomer(s) such as optical isomer(s) and geometrical isomer(s) due to asymmetric carbon atom(s) and double bond(s), and all of such isomers and mixtures thereof are included within the scope of this invention.

[0093] The object compounds [I] and pharmaceutically acceptable salts thereof include solvates [e.g., enclosure compounds (e.g., hydrate, etc.)].

[0094] The object compound [I] and pharmaceutically acceptable salts thereof are novel and exhibit high antimicrobial activity, inhibiting the growth of a wide variety of pathogenic microorganisms including Gram-positive and Gram-negative microorganisms and are useful as antimicrobial agents.

[0095] Now in order to show the utility of the object compound [I], the test data on MIC (minimal inhibitory concentration) of a representative compound of this invention are shown in the following.

Test method

[0096] In vitro antibacterial activity was determined by the two-fold agar-plate dilution method as described below.

[0097] One loopful of an overnight culture of each test strain in Trypticase-soy broth (10^6 viable cells per ml) was streaked on heart infusion agar (HI-agar) containing graded concentrations of representative test compound, and the minimal inhibitory concentration (MIC) was expressed in $\mu\text{g/ml}$ after incubation at 37°C for 20 hours.

Test compound

[0098] Compound (a): 7β -[(Z)-2-(5-amino-1,2,4-thiadiazol-3-yl)-2-(1-carboxy-1-methylethoxyimino)acetamido]-3-[7-(3-aminopropionamido)-2,3-dihydro-5-(1H-imidazo[1,2-b]pyrazolio)]methyl-3-cephem-4-carboxylate (Example 3)

Compound (b): 7β -[(Z)-2-(5-amino-1,2,4-thiadiazol-3-yl)-2-(1-carboxy-1-methylethoxyimino)acetamido]-3-[3-amino-

4-(3-aminopropionamido)-2-methyl-1-pyrazolio]methyl-3-cephem-4-carboxylate (Example 4) Compound (c): 7β -[(Z)-2-(5-amino-1,2,4-thiadiazol-3-yl)-2-(1-carboxy-1-methylethoxyimino)acetamido]-3-[3-amino-4-(aminoacetyl)amino-2-

methyl-1-pyrazolio]methyl-3-cephem-4-carboxylic acid hydrogen sulfate (Example 6) Compound (d): 7β -[(Z)-2-(5-amino-1,2,4-thiadiazol-3-yl)-2-(1-carboxy-1-methylethoxyimino)acetamido]-3-[3-amino-4-[3-(2-aminoethyl)ureido]-2-methyl-

1-pyrazolio]methyl-3-cephem-4-carboxylic acid hydrogen sulfate (Example 7) Compound (e): 7β -[(Z)-2-(5-amino-1,2,4-thiadiazol-3-yl)-2-(1-carboxy-1-methylethoxyimino)acetamido]-3-[3-amino-4-guanidino-2-methyl-1-pyrazolio]methyl-3-

cephem-4-carboxylic acid hydrogen sulfate (Example 11) Ceftazidime

Test results

[0099]

Table 1

Test strain	Test compound	MIC ($\mu\text{g/ml}$)
<i>Pseudomonas aeruginosa</i> FP 1380	(a)	2
	(b)	1
	(c)	2
	(d)	2
	(e)	1
	Ceftazidime	128

[0100] For therapeutic administration, the object compound [I] and pharmaceutically acceptable salts thereof of the present invention are used in the form of a conventional pharmaceutical preparation which contains said compound as an active ingredient, in admixture with pharmaceutically acceptable carriers such as an organic or inorganic solid or liquid excipient which is suitable for oral, parenteral or external administration. The pharmaceutical preparations may be in a solid form such as tablet, granule, powder, capsule, or in a liquid form such as solution, suspension, syrup, emulsion, lemonade and the like.

[0101] If needed, there may be included in the above preparations auxiliary substances, stabilizing agents, wetting agents and other commonly used additives such as lactose, citric acid, tartaric acid, stearic acid, magnesium stearate, terra alba, sucrose, corn starch, talc, gelatin, agar, pectin, peanut oil, olive oil, cacao butter, ethylene glycol, and the like.

[0102] While the dosage of the compound [I] may vary from and also depend upon the age, conditions of the patient,

a kind of diseases, a kind of the compound [I] to be applied, etc. In general amounts between 1 mg and 4,000 mg or even more per day may be administered to a patient. An average single dose of about 50 mg, 100 mg, 250 mg, 500 mg, 1000 mg or 2000 mg of the object compounds [I] of the present invention may be used in treating diseases infected by pathogenic microorganisms.

[0103] The following Preparations and Examples are given for the purpose of illustrating the present invention in more detail.

Preparation 1

[0104] To a solution of (Z)-2-(5-amino-1,2,4-thiadiazol-3-yl)[(2-tert-butoxy-1,1-dimethyl-2-oxoethoxy)imino]ethanoic acid (5 g) in a mixture of tetrahydrofuran (80 ml) and N,N-dimethylformamide (20 ml) was added a solution of sodium bis(trimethylsilyl)amide (8.33 g) in tetrahydrofuran (12 ml), and the mixture was stirred for 15 minutes. To the reaction mixture was added a solution of di-tert-butyl dicarbonate (3.3 g) in tetrahydrofuran (20 ml) under ice-cooling, and the mixture was stirred under ice-cooling for 3 hours. To the reaction mixture was added ethyl acetate, and the mixture was washed with 10% aqueous potassium hydrogen sulfate solution, and then washed with a phosphate buffer (pH 6.86). The organic layer was separated, dried over anhydrous magnesium sulfate, filtered and concentrated in vacuo. The residue was triturated with diisopropyl ether and dried in vacuo to give (Z)-2-{5-[(tert-butoxycarbonyl)amino]-1,2,4-thiadiazol-3-yl}[(2-tert-butoxy-1,1-dimethyl-2-oxoethoxy)imino]ethanoic acid (3.10 g).

IR(KBr) 3191.6, 2981.4, 1714.4, 1550.5, 1153.2, 1000.9 cm^{-1}

$^1\text{H-NMR}$ (DMSO- d_6) δ 1.37 (9H, s), 1.45 (6H, s), 1.50 (9H, s), 12.7 (1H, s)

ESI-MS: $m/z=429(\text{M-H})$

Preparation 2

[0105] A mixture of N,N-dimethylformamide (0.648 ml) and phosphoryl chloride (0.781 ml) was stirred at room temperature for 30 minutes. To the mixture were added tetrahydrofuran (4 ml) and (Z)-2-(5-[(tert-butoxycarbonyl)amino]-1,2,4-thiadiazol-3-yl)[(2-tert-butoxy-1,1-dimethyl-2-oxoethoxy)imino]ethanoic acid (3 g) at 4°C, and the reaction mixture was stirred at room temperature for 1 hour. Meanwhile, a mixture of benzhydryl 7 β -amino-3-chloromethyl-3-cephem-4-carboxylate hydrochloride (3 g) and N-(trimethylsilyl)acetamide (8.72 g) in tetrahydrofuran (15 ml) was warmed to make a clear solution. The solution was then cooled to -20°C and added to the activated acid solution obtained above. The reaction mixture was stirred at a temperature of -10°C to 0°C for 1 hour and poured into a mixture of ethyl acetate and water. The aqueous layer was separated, and the organic layer was washed with brine, dried over anhydrous magnesium sulfate and filtered. The filtrate was concentrated in vacuo and purified by column chromatography on silica gel eluting with hexane/ethyl acetate (3 : 2) to give benzhydryl 7 β -[(Z)-2-(5-tert-butoxycarbonylamino-1,2,4-thiadiazol-3-yl)-2-(1-tert-butoxycarbonyl-1-methylethoxyimino)acetamido]-3-chloromethyl-3-cephem-4-carboxylate (4.79 g).

IR(KBr) 2981.4, 1793.5, 1720.2, 1524.8, 1371.1, 1247.7, 1151.3 cm^{-1}

$^1\text{H-NMR}$ (DMSO- d_6) δ 1.39 (6H, s), 1.48 (3H, s), 1.50 (6H, s), 3.58 (1H, d, $J=18.3\text{Hz}$), 3.76 (1H, d, $J=18.3\text{Hz}$), 4.44 (2H, s), 5.29 (1H, d, $J=5.0\text{Hz}$), 6.01 (1H, dd, $J=8.6, 5.0\text{Hz}$), 6.97 (1H, s), 7.2-7.6 (10H, m), 9.65 (1H, d, $J=5.0\text{Hz}$), 12.7 (1H, s) ESI-MS: $m/z=849(\text{M+Na})$

Preparation 3

[0106] To a solution of 5-amino-1-methylpyrazole (5 g) in ethanol (50 ml) was added isoamyl nitrite (6.92 ml), and then 20% hydrochloric acid (5 drops) was added at 4°C. The reaction mixture was refluxed for 2 hours and cooled to room temperature. To the reaction mixture was added diisopropyl ether (50 ml), and the mixture was stirred for 0.5 hour. The resulting precipitate was collected by filtration and dried in vacuo to give 5-amino-1-methyl-4-nitrosopyrazole (3.53 g).

$^1\text{H-NMR}$ (DMSO- d_6) δ 3.51 (3H, s), 8.07 (2H, brs), 8.51 (1H, s)

APCI-MS: $m/z=127(\text{M+H})$

Preparation 4

[0107] To a solution of 5-amino-1-methyl-4-nitrosopyrazole (1 g) in water (40 ml) were added concentrated sulfuric acid (0.423 ml) and palladium on carbon (0.3 g) under a hydrogen atmosphere. The mixture was stirred overnight. The reaction mixture was filtered, and the filtrate was evaporated in vacuo. To the residue was added isopropyl alcohol, and the resulting precipitate was collected by filtration to give 4,5-diamino-1-methylpyrazole sulfuric acid salt (1.71 g).

$^1\text{H-NMR}$ (DMSO- d_6) δ 3.54 (3H, s), 7.19 (1H, s)

ESI-MS: $m/z=113(\text{M+H})$

Preparation 5

[0108] To a suspension of 1,1'-carbonyldiimidazole (9.73 g) in dehydrated chloroform (72 ml) was added tert-butyl N-(2-aminoethyl)carbamate (9.61 g) under ice-cooling, and the mixture was stirred at room temperature for 1 hour. To the reaction mixture were added N-ethyl-diisopropylamine (14.22 g) and 4,5-diamino-1-methylpyrazole sulfuric acid salt (10.51 g), and the mixture was stirred at 50°C for 15 hours. The insoluble materials were removed by filtration. To the filtrate were added chloroform (200 ml) and 5% aqueous sodium hydrogen carbonate solution (100 ml). The organic layer was separated, and the aqueous layer was extracted with a mixed solvent of chloroform and methanol (4:1). The organic layers were combined, dried over anhydrous magnesium sulfate, filtered and concentrated in vacuo. The residue was triturated with ethyl acetate and dried in vacuo to give 5-amino-4-(3-{2-[(tert-butoxycarbonyl)amino]ethyl}ureido)-1-methylpyrazole (14.0 g) as a solid.

¹H-NMR(DMSO-d₆) δ 1.38 (9H, s), 2.96-2.98 (2H, m), 3.03-3.07 (2H, m), 3.50 (3H, s), 4.81 (2H, br), 5.92 (1H, br), 6.80 (1H, br), 6.96 (1H, s), 7.18 (1H, br)

Example 1

[0109] To a solution of benzhydryl 7β-[(Z)-2-(5-tert-butoxycarbonylamino-1,2,4-thiadiazol-3-yl)-2-(1-tert-butoxycarbonyl-1-methylethoxyimino)acetamido]-3-chloromethyl-3-cephem-4-carboxylate (500 mg) in N,N-dimethylformamide (1.0 ml) was added sodium iodide (100 mg), and the mixture was stirred at room temperature for 30 minutes. To the reaction mixture was added a solution of 5-amino-4-(3-{2-[(tert-butoxycarbonyl)amino]ethyl}ureido)-1-methylpyrazole (216 mg) in N,N-dimethylformamide (1.0 ml). The whole mixture was stirred at 32°C for 4 hours. To the resulting reaction mixture were added ethyl acetate (50 ml) and water (50 ml). The aqueous layer was separated, and the organic layer was washed with 10% aqueous sodium trifluoroacetate solution and brine, dried over anhydrous sodium sulfate and filtered. The filtrate was concentrated to about 5 ml in vacuo. The concentrate was poured into diisopropyl ether (75 ml), and the resulting precipitate was collected by filtration and dried in vacuo. To a solution of the resulting solid in methylene chloride (1.8 ml) were added anisole (0.6 ml) and trifluoroacetic acid (1.2 ml). The resulting solution was stirred at room temperature for 4 hours and poured into diisopropyl ether (80 ml). The resulting precipitate was collected by filtration and dried in vacuo to give a crude product (380 mg), which was purified by preparative high-performance liquid chromatography (HPLC) utilizing ODS column. The eluate containing a desired product was concentrated to about 30 ml in vacuo. The concentrate was adjusted to about pH 3 with concentrated hydrochloric acid and chromatographed on Diaion® HP-20 (Mitsubishi Chemical Corporation) eluting with 30% aqueous 2-propanol. The eluate was concentrated to about 30 ml in vacuo and lyophilized to give 7β-[(Z)-2-(5-amino-1,2,4-thiadiazol-3-yl)-2-(1-carboxy-1-methylethoxyimino)acetamido]-3-(3-amino-4-[3-(2-aminoethyl)ureido]-2-methyl-1-pyrazolio)methyl-3-cephem-4-carboxylate (21 mg) as an amorphous solid.

¹H-NMR(D₂O) δ 1.52 (3H, s), 1.53 (3H, s), 3.12 (2H, t, J=5.7Hz), 3.22 (1H, d, J=17.9Hz), 3.49 (1H, d, J=17.9Hz), 3.46 (2H, t, J=5.7Hz), 3.71 (3H, s), 4.95 (1H, d, J=15.6Hz), 5.15 (1H, d, J=15.6Hz), 5.25 (1H, d, J=4.6Hz), 5.84 (1H, d, J=4.6Hz), 7.89 (1H, s)

Preparation 6

[0110] To a solution of 5-amino-4-(3-{2-[(tert-butoxycarbonyl)amino]ethyl}ureido)-1-methylpyrazole (597 mg) and triethylamine (243 mg) in methylene chloride (10 ml) was added triphenylmethyl chloride (669 mg), and the mixture was stirred at room temperature for 19 hours. The reaction mixture was washed successively with 10% aqueous citric acid solution, brine and saturated aqueous sodium hydrogen carbonate solution. The organic layer was dried over anhydrous magnesium sulfate, filtered and concentrated in vacuo. The residue was triturated with ethyl acetate to give 4-(3-{2-[(tert-butoxycarbonyl)amino]ethyl}ureido)-1-methyl-5-triphenylmethylaminopyrazole (640 mg) as a solid.

¹H-NMR(DMSO-d₆) δ 1.38 (9H, s), 2.70 (3H, s), 2.94-2.96 (2H, m), 2.99-3.01 (2H, m), 5.68 (1H, brs), 5.96 (1H, br), 6.78 (1H, br), 6.85 (1H, br), 7.00 (1H, s), 7.13-7.15 (6H, m), 7.24-7.28 (9H, m)

Preparation 7

[0111] To a solution of benzhydryl 7β-[(Z)-2-(5-amino-1,2,4-thiadiazol-3-yl)-2-(1-tert-butoxycarbonyl-1-methylethoxyimino)acetamido]-3-chloromethyl-3-cephem-4-carboxylate (60 g) in toluene (600 ml) were added a solution of sodium iodide (61.8 g) in 0.05 mol phosphate buffer (pH 7, 500 ml) and tricaprylmethylammonium chloride (6.67 g). The mixture was stirred at room temperature for 15 hours. The reaction mixture was added to a mixture of ethyl acetate and water. The organic layer was washed with water and brine, and then dried over magnesium sulfate. The magnesium sulfate was filtered off, and the filtrate was evaporated to 255 g under reduced pressure. The concentrate was poured into diisopropyl ether (2 L). The resulting precipitate was collected by filtration and dried to give benzhydryl 7β-[(Z)-2-(5-

amino-1,2,4-thiadiazol-3-yl)-2-(1-tert-butoxycarbonyl-1-methylethoxyimino)acetamido]-3-iodomethyl-3-cephem-4-carboxylate (59.4 g).

¹H-NMR (DMSO-d₆) δ 1.39 (9H, s), 1.46 (6H, s), 3.57 and 3.87 (2H, ABq, J=18.0Hz), 3.76 (3H, s), 4.30 (2H, bs), 5.25 (1H, d, J=4.9Hz), 5.94 (1 H, dd, J=4.9, 8.7Hz), 6.95 (1 H, bs), 7.15-7.60 (10H, m), 8.17 (2H, bs), 9.53 (1H, d, J=8.7Hz)

Example 2

[0112] To a solution of benzhydryl 7β-[(Z)-2-(5-amino-1,2,4-thiadiazol-3-yl)-2-(1-tert-butoxycarbonyl-1-methylethoxyimino)acetamido]-3-iodomethyl-3-cephem-4-carboxylate (810 mg) in N,N-dimethylformamide (2.4 ml) was added N-(trimethylsilyl)acetamide (656 mg), and the mixture was stirred at room temperature for 30 minutes. To the reaction mixture was added a solution of 4-(3-{2-[(tert-butoxycarbonyl)amino]ethyl}ureido)-1-methyl-5-triphenylmethylaminopyrazole (640 mg) in methylene chloride (10 ml). The whole mixture was stirred at room temperature for 26 hours. To the resulting reaction mixture were added ethyl acetate (50 ml) and water (50 ml). The aqueous layer was separated, and the organic layer was washed with 10% aqueous sodium trifluoroacetate solution and brine, dried over anhydrous sodium sulfate and filtered. The filtrate was concentrated to about 5 ml in vacuo. The concentrate was poured into diisopropyl ether (80 ml), and the resulting precipitate was collected by filtration and dried in vacuo. To a solution of the resulting solid in methylene chloride (2.38 ml) were added anisole (0.79 ml) and trifluoroacetic acid (1.58 ml). The resulting solution was stirred at room temperature for 4 hours and poured into diisopropyl ether (80 ml). The resulting precipitate was collected by filtration and dried in vacuo to give a crude product (635 mg), which was purified by preparative HPLC utilizing ODS column. The eluate containing a desired product was concentrated to about 30 ml in vacuo. The concentrate was adjusted to about pH 3 with concentrated hydrochloric acid and chromatographed on Diaion® HP-20 (Mitsubishi Chemical Corporation) eluting with 30% aqueous 2-propanol. The eluate was concentrated to about 30 ml in vacuo and lyophilized to give 7β-[(Z)-2-(5-amino-1,2,4-thiadiazol-3-yl)-2-(1-carboxy-1-methylethoxyimino)acetamido]-3-(3-amino-4-[3-(2-aminoethyl)ureido]-2-methyl-1-pyrazolio)methyl-3-cephem-4-carboxylate (54 mg) as an amorphous solid.

¹H-NMR(D₂O) δ 1.52 (3H, s), 1.53 (3H, s), 3.12 (2H, t, J=5.7Hz), 3.22 (1H, d, J=17.9Hz), 3.49 (1H, d, J=17.9Hz), 3.46 (2H, t, J=5.7Hz), 3.71 (3H, s), 4.95 (1H, d, J=15.6Hz), 5.15 (1H, d, J=15.6Hz), 5.25 (1H, d, J=4.6Hz), 5.84 (1H, d, J=4.6Hz), 7.89 (1 H, s)

Preparation 8

[0113] To a solution of 2,3-dihydro-1H-imidazo[1,2-b]pyrazole (120 g) in sulfuric acid (500 ml) was added potassium nitrate (111 g) under ice-cooling. The mixture was stirred at room temperature for 48 hours. The reaction mixture was added to ice (2.0 kg). The crystalline residue was collected by filtration and dried in vacuo to give 7-nitro-2,3-dihydro-1H-imidazo[1,2-b]pyrazole (132 g) as a solid.

¹H-NMR (DMSO-d₆) δ 4.05-4.09 (2H, m), 4.17-4.20 (2H, m), 7.82 (1H, s), 7.97 (1H, br)

Preparation 9.

[0114] A suspension of 7-nitro-2,3-dihydro-1H-imidazo[1,2-b]pyrazole (97 g) in a mixed solvent of sulfuric acid (34 ml) and water (2000 ml) was treated with 10% palladium on carbon (10 g) under a hydrogen atmosphere at room temperature for 4 days. After the catalyst was filtered off, the filtrate was concentrated in vacuo. The residue was triturated with methanol and dried in vacuo to give 7-amino-2,3-dihydro-1H-imidazo[1,2-b]pyrazole sulfuric acid salt (90.2 g) as a solid.

¹H-NMR(DMSO-d₆) δ 3.87-3.90 (2H, m), 4.07-4.10 (2H, m), 7.28 (1H, s)

Preparation 10

[0115] To a solution of 7-amino-2,3-dihydro-1H-imidazo[1,2-b]pyrazole sulfuric acid salt (2.22 g) and N-ethyldiisopropylamine (2.84 g) in methylene chloride (70 ml) was added N-[3-(tert-butoxycarbonylamino)-propionyloxy]succinimide (3.15 g). The mixture was stirred at room temperature for 4 hours. The reaction mixture was washed with saturated aqueous sodium hydrogen carbonate solution, and the organic layer was dried over anhydrous magnesium sulfate, filtered and concentrated in vacuo. The oily residue was purified by column chromatography on silica gel eluting with 5% methanol/chloroform to give 7-[3-(tert-butoxycarbonylamino)propionyl]amino-2,3-dihydro-1H-imidazo[1,2-b]pyrazole (2.2 g) as a solid.

¹H-NMR(CDCl₃) δ 1.44 (9H, s), 2.52 (2H, t, J=6.0Hz), 3.36-3.47 (2H, m), 3.96 (2H, t, J=8.2Hz), 4.18 (2H, t, J=8.2Hz), 5.16 (1H, br), 7.16 (1H, s), 7.90 (1H, br)

Example 3

[0116] 7β-[(Z)-2-(5-Amino-1,2,4-thiadiazol-3-yl)-2-(1-carboxy-1-methylethoxyimino)acetamido]-3-[7-(3-aminopropionamido)-2,3-dihydro-5-(1H-imidazo[1,2-b]pyrazolio)]methyl-3-cephem-4-carboxylate

[0117] The title compound was obtained from benzhydryl 7β-[(Z)-2-(5-tert-butoxycarbonylamino-1,2,4-thiadiazol-3-yl)-2-(1-tert-butoxycarbonyl-1-methylethoxyimino)-acetamido]-3-chloromethyl-3-cephem-4-carboxylate and 7-[3-(tert-butoxycarbonylamino)propionyl]amino-2,3-dihydro-1H-imidazo[1,2-b]pyrazole in the same manner as in Example 1 as an amorphous solid.

¹H-NMR (D₂O) δ 1.51 (3H, s), 1.52 (3H, s), 2.83 (2H, t, J=6.4Hz), 3.26 (1H, d, J=17.9Hz), 3.53 (1H, d, J=17.9Hz), 3.31 (2H, t, J=6.4Hz), 4.15 (2H, t, J=8.7Hz), 4.33 (1H, q, J=8.7Hz), 4.42 (1H, q, J=8.7Hz), 4.95 (1H, d, J=15.1 Hz), 5.03 (1H, d, J=15.1Hz), 5.25 (1H, d, J=5.0Hz), 5.84 (1H, d, J=5.0Hz), 8.06 (1H, s)

Preparation 11

[0118] tert-Butyl [2-(5-amino-1-methyl-1H-pyrazol-4-ylcarbamoyl) ethyl] carbamate

[0119] The title compound was obtained from 4,5-diamino-1-methylpyrazole sulfuric acid salt and N-[3-(tert-butoxycarbonylamino)propionyloxy]succinimide in the same manner as in Preparation 10.

¹H-NMR(DMSO-d₆) δ 1.38 (9H, s), 2.35 (2H, t, J=7.1Hz) 3.18 (2H, q, J=7.1Hz), 3.50 (3H, s), 4.90 (2H, s), 6.83 (1H, t, J=7.1Hz), 7.14 (1H, s), 9.06 (1H, s)

AP-MS: m/z=283

Preparation 12

tert-Butyl {2-[1-methyl-5-(tritylamino)-1H-pyrazol-4-ylcarbamoyl]ethyl}carbamate

[0120] The title compound was obtained from tert-butyl [2-(5-amino-1-methyl-1H-pyrazol-4-ylcarbamoyl)ethyl]-carbamate in the same manner as in Preparation 6. ¹H-NMR (DMSO-d₆) δ 1.39 (9H, s), 2.08 (2H, t, J=7.1Hz), 2.71 (3H, s), 3.04 (2H, q, J=7.1Hz), 5.57 (1H, s), 6.72 (1H, t, J=7.1Hz), 7.1-7.4 (16H, m), 8.25 (1H, s)

Example 4

7β-[(Z)-2-(5-Amino-1,2,4-thiadiazol-3-yl)-2-(1-carboxy-1-methylethoxyimino)acetamido]-3-[3-amino-4-(3-aminopropionamido)-2-methyl-1-pyrazolio]methyl-3-cephem-4-carboxylate

[0121] The title compound was obtained from benzhydryl 7β-[(Z)-2-(5-tert-butoxycarbonylamino-1,2,4-thiadiazol-3-yl)-2-(1-tert-butoxycarbonyl-1-methylethoxyimino)-acetamido]-3-chloromethyl-3-cephem-4-carboxylate and tert-butyl {2-[(1-methyl-5-(tritylamino)-1H-pyrazol-4-ylcarbamoyl)ethyl]carbamate in the same manner as in Example 1.

¹H-NMR(D₂O) δ 1.53 (6H, s), 2.89 (2H, t, J=6.5Hz), 3.20 and 3.47 (2H, ABq, J=18Hz), 3.34 (2H, t, J=6.5Hz), 3.75 (3H, s), 4.99 and 5.21 (2H, ABq, J=16Hz), 5.25 (1H, d, J=4.8Hz), 5.85 (1H, d, J=4.8Hz), 8.02 (1H, s)

ESI-MS: m/z=674(M+Na)

Preparation 13

[0122] To a solution of 1,3-bis(tert-butoxycarbonyl)-2-(trifluoromethylsulfonyl)guanidine (22.3 g) in dichloromethane (100 ml) were added 4,5-diamino-1-methylpyrazole sulfuric acid salt (10 g) and triethylamine (33.2 ml) at 4°C, and the mixture was stirred at room temperature overnight. The reaction mixture was poured into a mixture of ethyl acetate and water. The aqueous layer was separated, and the organic layer was washed with brine, dried over anhydrous magnesium sulfate and filtered. The filtrate was concentrated in vacuo. The concentrate was poured into acetonitrile, and the resulting precipitate was collected by filtration and dried in vacuo to give 5-amino-4-[2',3'-bis(tert-butoxycarbonyl)guanidino]-1-methylpyrazole (11.62 g).

¹H-NMR(DMSO-d₆) δ 1.37 (9H, s), 1.50 (9H, s), 3.52 (3H, s), 5.14 (2H, s), 7.11 (1H, s), 9.14 (1H, s), 11.5 (1H, s) ESI-MS: m/z=353(M-H)

Preparation 14

4-[2',3'-Bis(tert-butoxycarbonyl)guanidino]-1-methyl-5-(tritylamino)pyrazole

[0123] The title compound was obtained from 5-amino-4-[2',3'-bis(tert-butoxycarbonyl)guanidino]-1-methylpyrazole

in the same manner as in Preparation 6.

¹H-NMR(DMSO-d₆) δ 1.37 (9H, s), 1.50 (9H, s), 2.85 (3H, s), 5.88 (1 H, s), 7.17 (1 H, s), 7.21 (15H, m), 8.85 (1 H, s), 11.2 (1H, s)

ESI-MS: m/z=597(M+H)

Example 5

7β-[(Z)-2-(5-Amino-1,2,4-thiadiazol-3-yl)-2-(1-carboxy-1-methylethoxyimino)acetamido]-3-(3-amino-4-guanidino-2-methyl-1-pyrazolio)methyl-3-cephem-4-carboxylate

[0124] The title compound was obtained from benzhydryl 7β-[(Z)-2-(5-amino-1,2,4-thiadiazol-3-yl)-2-(1-tert-butoxycarbonyl-1-methylethoxyimino)acetamido]-3-iodomethyl-3-cephem-4-carboxylate and 4-[2',3'-bis(tert-butoxycarbonyl)guanidino]-1-methyl-5-(tritylamino)pyrazole in the same manner as in Example 1. ¹H-NMR(DMSO-d₆) δ 1.53 (6H, s), 3.25 and 3.57 (2H, ABq, J=18Hz), 3.75 (3H, s), 5.00 and 5.18 (2H, ABq, J=15Hz), 5.27 (1H, d, J=4.9Hz), 5.85 (1H, d, J=4.9Hz), 8.05 (1H, s)

Preparation 15

[0125] To a suspension of 4,5-diamino-1-methylpyrazole sulfuric acid salt (305 g) in tetrahydrofuran (3.05 L) was added tert-butyl 2-[(2,5-dioxo-1-pyrrolidinyl)oxy]-2-oxoethylcarbamate (415 g) under ice-cooling. To the mixture was added diisopropylethylamine (556 ml) dropwise at a temperature below 10°C. The mixture was stirred at room temperature overnight. To the resulting solution were added brine and saturated aqueous sodium hydrogen carbonate solution, and the mixture was extracted with ethyl acetate (3.0 L). The aqueous layer was extracted with tetrahydrofuran/ethyl acetate=1/1 (3.0 L) twice. The organic layer was dried over anhydrous magnesium sulfate, filtered and concentrated in vacuo. The residue was triturated with diisopropyl ether (1.0 L) and dried in vacuo to give tert-butyl 2-[(5-amino-1-methyl-1 H-pyrazol-4-yl)amino]-2-oxoethylcarbamate (307 g).

IR(KBr) 3440, 3349, 1670, 1631, 1525, 1276, 1163, 1074, 1014, 860, 791 cm⁻¹

¹H-NMR(DMSO-d₆) δ 1.39 (9H, s), 3.44 (3H, s), 3.64 (2H, d, J=5.9Hz), 4.91 (2H, brs), 6.97 (1 H, t, J=5.9Hz), 7.15 (1H, s), 9.09 (1 H, brs)

Preparation 16

[0126] To a solution of tert-butyl 2-[(5-amino-1-methyl-1H-pyrazol-4-yl)amino]-2-oxoethylcarbamate (307 g) in N,N-dimethylformamide (1.5 L) was added triphenylmethyl chloride (334 g). To the mixture was added triethylamine (318 ml) dropwise. The mixture was stirred at room temperature for 1 hour. The reaction mixture was dissolved in ethyl acetate. The solution was washed successively with water, 10% aqueous citric acid solution, water and brine. The extract was dried over anhydrous magnesium sulfate; filtered and concentrated in vacuo. The residue was triturated with acetonitrile (1.5 L) and dried in vacuo to give tert-butyl 2-[[1-methyl-5-(tritylamino)-1H-pyrazol-4-yl]amino]-2-oxoethylcarbamate (468 g).

IR(KBr) 3336, 3280, 1724, 1683, 1599, 1234, 939, 704 cm⁻¹

¹H-NMR (DMSO-d₆) δ 1.38 (9H, s), 2.73 (3H, s), 3.38 (2H, d, J=5.8Hz), 5.58 (1H, s), 6.94 (1H, t, J=5.8Hz), 7.11-7.35 (15H, m), 7.21 (1H, s), 8.31 (1H, s)

ESI-MS: m/z=512.3 (M+H⁺)

Example 6

[0127] To a solution of benzhydryl 7β-[(Z)-2-(5-amino-1,2,4-thiadiazol-3-yl)-2-(1-tert-butoxycarbonyl-1-methylethoxyimino)acetamido]-3-chloromethyl-3-cephem-4-carboxylate (489 g) in N,N-dimethylformamide (1.4 L) was added sodium iodide (102 g). After stirring at room temperature for 1 hour, tert-butyl 2-[[1-methyl-5-(tritylamino)-1 H-pyrazol-4-yl]amino]-2-oxoethylcarbamate (383 g) was added to the mixture. Stirring was continued at 37°C for 24 hours. The resulting mixture was poured into water and extracted with ethyl acetate. The organic layer was washed successively with water, 10% aqueous sodium thiosulfate solution, brine and 10% aqueous sodium trifluoroacetate solution, dried over magnesium sulfate, filtered and evaporated in vacuo.

The residue was dissolved in ethyl acetate (3.5 L), and the solution was dropwise added to diisopropyl ether (36 L). The precipitate was collected by filtration. The filter cake was washed with diisopropyl ether and dried in vacuo.

[0128] The obtained solid (700 g) was dissolved in dichloromethane (1.4 L), and to the solution were added anisole (700 ml) and trifluoroacetic acid (2.1 L) successively. After stirring at room temperature for 4 hours, the reaction mixture was poured into diisopropyl ether (30 L). The precipitate was collected by filtration. The obtained solid was washed with

diisopropyl ether and dried in vacuo. The crude product was dissolved in water (3.5 L), and the pH of the solution was adjusted to 7.0 with 28% aqueous ammonia solution. The insoluble material was filtered off, and the pH of the filtrate was adjusted to 1 with concentrated hydrochloric acid. The insoluble material was filtered off again. The filtrate was chromatographed on Diaion® HP-20 eluting with 20% aqueous 2-propanol. The eluate was concentrated to about 3.0 L in vacuo, and 2.0M sulfuric acid (102 ml) was added to the concentrate. The mixture was lyophilized to give the crude product.

[0129] The crude product was purified by preparative HPLC (pH 7.0 phosphate buffer and acetonitrile), and the eluate containing a desired product was concentrated to about 6 L in vacuo. The concentrate was adjusted to about pH 1 with concentrated hydrochloric acid and chromatographed on Diaion® HP-20 eluting with 20% aqueous 2-propanol. The eluate was concentrated to about 550 ml in vacuo, and 2.0M sulfuric acid (54.5 ml) was added to the concentrate. To the mixture was added dropwise acetonitrile (880 ml), and the mixture was stirred at room temperature overnight. To the mixture was added acetonitrile (200 ml), and the mixture was stirred at room temperature for 2 hours. The resulting white crystals were collected by filtration, washed with 25% aqueous acetonitrile and dried under reduced pressure to give

7β-[(Z)-2-(5-amino-1,2,4-thiadiazol-3-yl)-2-(1-carboxy-1-methylethoxyimino)acetamido]-3-[3-amino-4-(aminoacetyl)amino-2-methyl-1-pyrazolio]methyl-3-cephem-4-carboxylic acid hydrogen sulfate (72.5 g).

IR (KBr) 1778, 1700, 1653, 1525, 1149, 1111, 617 cm⁻¹

¹H-NMR(D₂O) δ 1.61 (6H, s), 3.22 and 3.45 (2H, ABq, J=17.8Hz), 3.73 (3H, s), 4.03 (2H, s), 5.05 and 5.27 (2H, ABq, J=15.8Hz), 5.25 (1 H, d, J=4.8Hz), 5.87 (1H, d, J=4.8Hz), 8.09 (1H, s)

ESI-MS: m/z=638.2 (M+H⁺)

Example 7

[0130] A solution of 7β-[(Z)-2-(5-amino-1,2,4-thiadiazol-3-yl)-2-(1-carboxy-1-methylethoxyimino)acetamido]-3-(3-amino-4-[3-(2-aminoethyl)ureido]-2-methyl-1-pyrazolio)methyl-3-cephem-4-carboxylate (36 g) in water was purified by preparative HPLC utilizing ODS column. The eluate containing a desired product was concentrated to about 1.5 L in vacuo. The concentrate was adjusted to about pH 1 with concentrated hydrochloric acid and chromatographed on Diaion® HP-20 (6 L) eluting with 20% aqueous 2-propanol. The eluate was concentrated to about 800 ml in vacuo, and 2M sulfuric acid (17 ml) was added. The resulting solution was lyophilized to give a sulfuric acid salt as an amorphous powder (23.6 g).

[0131] The powder was dissolved in water (71 ml) and ethanol (57 ml). After addition of seed crystals (310 mg), which resulted in the precipitation of white solid, the mixture was stirred for 1 hour. A mixture of ethanol (47 ml) and water (37 ml) was added over 30 minutes, and ethanol (33 ml) was added over 20 minutes. Then the slurry was stirred for an additional 1.5 hour. The precipitate was collected by filtration, washed with ethanol/water (60 ml/20 ml) and ethanol (60 ml) and dried to give 7β-[(Z)-2-(5-amino-1,2,4-thiadiazol-3-yl)-2-(1-carboxy-1-methylethoxyimino)acetamido]-3-[3-amino-4-[3-(2-aminoethyl)ureido]-2-methyl-1-pyrazolio]methyl-3-cephem-4-carboxylic acid hydrogen sulfate as crystals (17.3 g).

IR(KBr) 3353, 3183, 1778, 1652, 1558, 1403, 1321, 1143, 1118, 997, 619 cm⁻¹ ¹H-NMR(D₂O) δ 1.61 (6H, s), 3.10-3.55 (6H, m), 3.71 (3H, s), 5.02 and 5.23 (2H, ABq, J=16.7Hz), 5.25 (1 H, d, J=4.9Hz), 5.87 (1 H, d, J=4.9Hz), 7.91 (1 H, s)

ESI-MS: m/z=667 (M+H⁺)

X-ray powder diffraction analysis (by Rigaku X-ray Diffraction system MultiFlex)

2θ	intensity
8.0	1286
12.7	586
13.8	423
16.1	618
18.9	520
20.4	748
21.5	667
22.4	1058
23.3	944
24.0	618
25.5	813
26.7	472
27.9	537
28.5	455
31.3	390

(continued)

2θ intensity
X-ray: Cu/40 kV/30 mA

Preparation 17

5-Amino-1-ethyl-4-nitrosopyrazole

[0132] The title compound was obtained from 5-amino-1-ethylpyrazole in the same manner as in Preparation 3. ¹H-NMR(DMSO-d₆) δ 1.21 (3H, t, J=7.1Hz), 3.93 (2H, q, J=7.1Hz), 7.04 and 8.53 (1 H, s), 8.10 and 8.15 (1H, brs) APCI-MS: m/z=141 (M+H)⁺

Preparation 18

4,5-Diamino-1-ethylpyrazole sulfuric acid salt

[0133] The title compound was obtained from 5-amino-1-ethyl-4-nitrosopyrazole in the same manner as in Preparation 4.

¹H-NMR(D₂O) δ 1.36 (3H, t, J=7.3Hz), 4.10 (2H, q, J=7.3Hz), 7.77 (1H, s)
ESI-MS: m/z=127(M+H)⁺

Preparation 19

5-Amino-4-[3-(tert-butoxycarbonylamino)-propionylamino]-1-ethylpyrazole

[0134] The title compound was obtained from 4,5-diamino-1-ethylpyrazole sulfuric acid salt in the same manner as in Preparation 15.

¹H-NMR(DMSO-d₆) δ 1.24 (3H, t, J=7.2Hz), 1.37 (9H, s), 2.35 (2H, t, J=7.1Hz), 3.18 (2H, dt, J=7.1, 7.1Hz), 3.85 (q, J=7.2Hz), 4.88 (2H, brs), 6.75-6.90 (1 H, m), 7.17 (1H, s), 9.05 (1H, brs)
APCI-MS: m/z=298(M+H)⁺

Preparation 20

4-[3-(tert-Butoxycarbonylamino)propionylamino]-1-ethyl-5-triphenylmethylaminopyrazole

[0135] The title compound was obtained from 5-amino-4-[3-(tert-butoxycarbonylamino)propionylamino]-1-ethylpyrazole in the same manner as in Preparation 16.

¹H-NMR(DMSO-d₆) δ 0.88 (3H, t, J=7.2Hz), 1.39 (9H, s), 2.02 (2H, t, J=7.1Hz), 2.95-3.20 (4H, m), 5.59 (1H, brs), 6.60-6.75 (1H, m), 7.10-7.35 (16H, m), 8.04 (1H, brs)
ESI-MS: m/z=540(M+H)⁺, 562(M+Na)⁺

Example 8

7β-[(Z)-2-(5-Amino-1,2,4-thiadiazol-3-yl)-2-(1-carboxy-1-methylethoxyimino)acetamido]-3-[3-amino-4-(3-aminopropionylamino)-2-ethyl-1-pyrazolio]methyl-3-cephem-4-carboxylate

[0136] The title compound was obtained from benzhydryl 7β-[(Z)-2-(5-amino-1,2,4-thiadiazol-3-yl)-2-(1-tert-butoxycarbonyl-1-methylethoxyimino)acetamido]-3-iodomethyl-3-cephem-4-carboxylate and 4-[3-(tert-butoxycarbonylamino)propionylamino]-1-ethyl-5-triphenylmethylaminopyrazole in the same manner as in Example 1.

IR(KBr) 3415, 1763, 1658, 1598, 1529, 1402, 1361 cm⁻¹ ¹H-NMR(D₂O) δ 1.33 (3H, t, J=7.2Hz), 1.53 (6H, s), 2.89 (2H, t, J=6.5Hz), 3.17 and 3.49 (2H, ABq, J=17.7Hz), 3.34 (2H, t, J=6.5Hz), 4.28 (2H, q, J=7.2Hz), 5.05 and 5.16 (2H, ABq, J=15.4Hz), 5.26 (1H, d, J=4.8Hz), 5.85 (1H, d, J=4.8Hz), 8.03 (1H, s)

Preparation 21

tert-Butyl 2-[(5-amino-1-ethyl-1H-pyrazol-4-yl)amino]-2-oxoethylcarbamate

[0137] The title compound was obtained from 4,5-diamino-1-ethylpyrazole sulfuric acid salt in the same manner as in Preparation 15.

¹H-NMR(DMSO-d₆) δ 1.21 (3H, t, J=7.2Hz), 1.39 (9H, s), 3.64 (2H, d, J=6.0Hz), 3.86 (2H, d, J=7.2Hz), 4.88 (2H, brs), 6.90-7.00 (1H, m), 7.17 (1H, s), 9.06 (1H, brs)

ESI-MS: m/z=284 (M+H)⁺, 306(M+Na)⁺

Preparation 22

tert-Butyl 2-[[1-ethyl-5-(tritylamino)-1H-pyrazol-4-yl]amino]-2-oxoethylcarbamate

[0138] The title compound was obtained from tert-butyl 2-[(5-amino-1-ethyl-1H-pyrazol-4-yl)amino]-2-oxoethylcarbamate in the same manner as in Preparation 16.

¹H-NMR(DMSO-d₆) δ 0.88 (3H, t, J=7.2Hz), 1.38 (9H, s), 3.16 (2H, q, J=7.2Hz), 3.31 (2H, d), 5.59 (1H, brs), 6.80-6.95 (1H, m), 7.10-7.40 (16H, m), 8.03 (1H, brs)

ESI-MS: m/z=526 (M+H)⁺, 548(M+Na)⁺

Example 9

7β-[(Z)-2-(5-Amino-1,2,4-thiadiazol-3-yl)-2-(1-carboxy-1-methylethoxyimino)acetamido]-3-[3-amino-4-(aminoacetyl)amino-2-ethyl-1-pyrazolio]methyl-3-cephem-4-carboxylate

[0139] The title compound was obtained from benzhydryl 7β-[(Z)-2-(5-amino-1,2,4-thiadiazol-3-yl)-2-(1-tert-butoxycarbonyl-1-methylethoxyimino)acetamido]-3-iodomethyl-3-cephem-4-carboxylate and tert-butyl 2-[[1-ethyl-5-(tritylamino)-1H-pyrazol-4-yl]amino]-2-oxoethylcarbamate in the same manner as in Example 1. IR (KBr) 3444, 1761, 1635, 1626, 1446, 1406 cm⁻¹

¹H-NMR(D₂O) δ 1.33 (3H, t, J=7.2Hz), 1.53 (6H, s), 2.89 (2H, t, J=6.5Hz), 3.17 and 3.49 (2H, ABq, J=17.7Hz), 4.00 (2H, s), 4.28 (2H, q, J=7.2Hz), 5.06 and 5.17 (2H, ABq, J=15.4Hz), 5.27 (1H, d, J=4.8Hz), 5.85 (1H, d, J=4.8Hz), 8.07 (1H, s)

Preparation 23

5-Amino-4-[2',3'-bis(tert-butoxycarbonyl)-guanidino]-1-ethylpyrazole

[0140] The title compound was obtained from 1,3-bis(tert-butoxycarbonyl)-2-(trifluoromethylsulfonyl)guanidine and 4,5-diamino-1-ethylpyrazole sulfuric acid salt in the same manner as in Preparation 13.

¹H-NMR(DMSO-d₆) δ 1.22 (3H, t, J=7.1Hz), 1.37 (9H, s), 1.50 (9H, s), 3.88 (2H, d, J=7.1Hz), 5.12 (2H, brs), 7.14 (1H, s), 9.16 (1H, brs), 11.51 (1H, brs)

ESI-MS: m/z=369(M+H)⁺

Preparation 24

4-[2',3'-Bis(tert-butoxycarbonyl)guanidino]-1-ethyl-5-triphenylmethylaminopyrazole

[0141] The title compound was obtained from 5-amino-4-[2',3'-bis(tert-butoxycarbonyl)guanidino]-1-ethylpyrazole in the same manner as in Preparation 16.

¹H-NMR(DMSO-d₆) δ 0.86 (3H, t, J=7.1Hz), 1.38 (9H, s), 1.49 (9H, s), 5.85 (1H, brs), 7.10-7.30 (16H, m), 8.80 (1H, brs), 11.14 (1H, brs)

ESI-MS: m/z=611(M+H)⁺, 633(M+Na)⁺

Example 10

7β-[(Z)-2-(5-Amino-1,2,4-thiadiazol-3-yl)-2-(1-carboxy-1-methylethoxyimino)acetamido]-3-[3-amino-2-ethyl-4-guanidino-1-pyrazolio]methyl-3-cephem-4-carboxylate

[0142] The title compound was obtained from benzhydryl 7β-[(Z)-2-(5-amino-1,2,4-thiadiazol-3-yl)-2-(1-tert-butoxy-

carbonyl-1-methylethoxyimino)acetamido]-3-iodomethyl-3-cephem-4-carboxylate and 4-[2',3'-bis(tert-butoxycarbonyl)guanidino]-1-ethyl-5-triphenylmethylaminopyrazole in the same manner as in Example 1.

IR (KBr) 3437, 1760, 1658, 1625, 1406, 1065 cm⁻¹

¹H-NMR(D₂O) δ 1.35 (3H, t, J=7.3Hz), 1.53 (6H, s), 3.26 and 3.61 (2H, ABq, J=17.8Hz), 4.29 (2H, q, J=7.3Hz), 5.06 and 5.17 (2H, ABq, J=15.7Hz), 5.29 (1H, d, J=4.8Hz), 5.85 (1H, d, J=4.8Hz), 8.06 (1H, s)

Example 11

[0143] To a suspension of benzhydryl 7β-[(Z)-2-(5-amino-1,2,4-thiadiazol-3-yl)-2-(1-tert-butoxycarbonyl-1-methylethoxyimino)acetamido]-3-iodomethyl-3-cephem-4-carboxylate (500 g) in N,N-dimethylformamide (2.5 L) was added 4-[2',3'-bis(tert-butoxycarbonyl)guanidino]-1-methyl-5-triphenylmethylaminopyrazole (419 g) and the mixture was stirred at room temperature for 16 hours. The reaction mixture was added to a mixture of ethyl acetate and water. The organic layer was washed with water, brine and 10% aqueous sodium trifluoroacetate solution and then dried over magnesium sulfate. The magnesium sulfate was filtered off, and the filtrate was evaporated to 3.3 kg under reduced pressure. The concentrate was poured into diisopropyl ether (33 L), and the resulting precipitate was collected by filtration and dried in vacuo.

[0144] To a solution of the resulting solid in methylene chloride (1500 ml) were added anisole (500 ml) and trifluoroacetic acid (1500 ml). The resulting solution was stirred at room temperature for 4 hours and poured into diisopropyl ether. The resulting precipitate was collected by filtration and dried in vacuo. The crude product was dissolved in water (3.5 L), and the pH of the solution was adjusted to 7.0 with 28% aqueous ammonia solution. The insoluble material was filtered off, and the pH of the filtrate was adjusted to 1 with concentrated hydrochloric acid. The insoluble material was filtered off, again. The filtrate was chromatographed on Diaion® HP-20 eluting with 20% aqueous 2-propanol. The eluate was concentrated to about 3.0 L in vacuo. To the concentrate was added 2.0M sulfuric acid (150 ml), and the mixture was lyophilized to give the crude product. The crude product was purified with preparative HPLC utilizing ODS column (pH 7.0 phosphate buffer and acetonitrile). The eluate containing a desired product was concentrated to about 6 L in vacuo. The concentrate was adjusted to about pH 1 with concentrated hydrochloric acid and chromatographed on Diaion® HP-20 eluting with 20% aqueous 2-propanol. The eluate was concentrated to about 1.5 L in vacuo. To the concentrate was added 2.0M sulfuric acid (60 ml), and the mixture was lyophilized to give 7β-[(Z)-2-(5-amino-1,2,4-thiadiazol-3-yl)-2-(1-carboxy-1-methylethoxyimino)acetamido]-3-(3-amino-4-guanidino-2-methyl-1-pyrazolio)methyl-3-cephem-4-carboxylic acid hydrogen sulfate (48.5 g).

IR (KBr) 1776, 1714, 1677, 1651, 1402, 1112 cm⁻¹

¹H-NMR(D₂O) δ 1.61 (6H, s), 3.28 and 3.58 (2H, ABq, J=17.8Hz), 3.74 (3H, s), 5.15 and 5.23 (2H, ABq, J=15.7Hz), 5.27 (1H, d, J=4.8Hz), 5.88 (1H, d, J=4.8Hz), 8.07 (1 H, s)

ESI-MS: m/z=623.2(M+H⁺)

Preparation 25

[0145] To a suspension of 4,5-diamino-1-(2-hydroxyethyl)pyrazole sulfuric acid salt (2.4 g) in methylene chloride (40 ml) were added N-ethyldiisopropylamine (2.1 ml) and N-[3-(tert-butoxycarbonylamino)propionyloxy]succinimide (2.3 g) under ice-cooling, and the mixture was stirred at room temperature for 6 hours. To the reaction mixture were added brine (40 ml) and saturated aqueous sodium hydrogen carbonate solution (20 ml), and the mixture was extracted with a mixture of ethyl acetate and 2-propanol (3:1, 60 ml). The organic layer was dried over anhydrous sodium sulfate, filtered and concentrated in vacuo. The residue was triturated with diethyl ether to give 5-amino-4-[3-(tert-butoxycarbonylamino)propionyl]-amino-1-(2-hydroxyethyl)pyrazole (1.65 g) as a solid.

¹H-NMR(DMSO-d₆) δ 1.38 (9H, s), 2.35 (2H, t, J=7.3Hz), 3.16-3.20 (2H, m), 3.62-3.65 (2H, m), 3.90 (2H, t, J=6.0Hz), 4.85 (2H, brs), 4.92 (1 H, t, J=5.0Hz), 6.84 (1 H, t, J=5.5Hz), 7.20 (1 H, s), 9.09 (1H, brs)

Example 12

7β-[(Z)-2-(5-Amino-1,2,4-thiadiazol-3-yl)-2-(1-carboxy-1-methylethoxyimino)acetamido]-3-[3-amino-4-(3-aminopropionamido)-2-(2-hydroxyethyl)-1-pyrazolio]methyl-3-cephem-4-carboxylate

[0146] The title compound was obtained from benzhydryl 7β-[(Z)-2-(5-tert-butoxycarbonylamino-1,2,4-thiadiazol-3-yl)-2-(1-tert-butoxycarbonyl-1-methylethoxyimino)-acetamido]-3-chloromethyl-3-cephem-4-carboxylate and 5-amino-4-[3-(tert-butoxycarbonylamino)propionyl]amino-1-(2-hydroxyethyl)pyrazole in the same manner as in Example 1 as an amorphous solid.

¹H-NMR (D₂O) δ 1.51 (6H, s), 2.88 (2H, t, J=6.4Hz), 3.15 (1 H, d, J=17.9Hz), 3.48 (1 H, d, J=17.9Hz), 3.32 (2H, t, J=6.4Hz), 3.88 (2H, t, J=4.8Hz), 4.39 (1H, dt, J=16.5Hz, 4.8Hz), 4.42 (1H, dt, J=16.5, 4.8Hz), 5.06 (1H, d, J=15.1Hz),

5.11 (1H, d, J=15.1Hz), 5.25 (1 H, d, J=5.0Hz), 5.83 (1H, d, J=5.0Hz), 8.05 (1 H, s)

Preparation 26

[0147] To a solution of 4-formyl-4,5,6,7-tetrahydropyrazolo[1,5-a]pyrimidine (1.51 g) in sulfuric acid (7.5 ml) was added potassium nitrate (111 g) under ice-cooling. The mixture was stirred at room temperature for 17 hours. The reaction mixture was added to ice (100 g). The crystalline residue was collected by filtration and dried in vacuo to give 3-nitro-4,5,6,7-tetrahydropyrazolo[1,5-a]pyrimidine (0.63 g) as a solid.

¹H-NMR(DMSO-d₆) δ 2.00-2.05 (2H, m), 3.30-3.36 (2H, m), 3.99 (2H, t, J=6.0Hz), 7.85 (1 H, s), 7.89 (1 H, s)

Preparation 27

[0148] A solution of 3-nitro-4,5,6,7-tetrahydropyrazolo[1,5-a]pyrimidine (1.68 g) in a mixture of sulfuric acid (0.6 ml), acetic acid (100 ml) and water (10 ml) was treated with 10% palladium on carbon (0.5 g) under a hydrogen atmosphere at room temperature for 6 days. After the catalyst was filtered off, the filtrate was concentrated in vacuo. The residue was triturated with ethanol and dried in vacuo to give 3-amino-4,5,6,7-tetrahydropyrazolo[1,5-a]pyrimidine sulfuric acid salt (2.3 g) as a solid.

¹H-NMR (DMSO-d₆) δ 1.97-2.01 (2H, m), 3.22 (2H, t, J=5.0Hz), 3.98 (2H, t, J=6.0Hz), 7.22 (1 H, s)

Preparation 28

[0149] To a solution of 3-amino-4,5,6,7-tetrahydropyrazolo[1,5-a]pyrimidine sulfuric acid salt (2.96 g) and N-ethyldiisopropylamine (3.88 g) in methylene chloride (70 ml) was added 1,3-bis(tert-butoxycarbonyl)-2-(trifluoromethanesulfonyl)guanidine (3.91 g). The mixture was stirred at room temperature for 150 minutes. The reaction mixture was washed with saturated aqueous sodium hydrogen carbonate solution. The organic layer was dried over anhydrous magnesium sulfate, filtered and concentrated in vacuo. The residue was purified by column chromatography on silica gel eluting with 2% methanol/chloroform to give 3-[2,3-bis(tert-butoxycarbonyl)guanidino]-4,5,6,7-tetrahydropyrazolo[1,5-a]pyrimidine (3.4 g) as a solid.

¹H-NMR(CDCl₃) δ 1.48 (9H, s), 1.52 (9H, s), 2.12-2.14 (2H, m), 3.33-3.37 (2H, m), 4.08 (2H, t, J=6.0Hz), 6.17 (1 H, brs), 7.16 (1H, s), 9.87 (1H, brs), 11.39 (1H, brs)

Example 13

[0150] To a solution of benzhydryl 7β-[(Z)-2-(5-tert-butoxycarbonylamino-1,2,4-thiadiazol-3-yl)-2-(1-tert-butoxycarbonyl-1-methylethoxyimino)acetamido]-3-chloromethyl-3-cephem-4-carboxylate (1.0 g) in N,N-dimethylformamide (2.0 ml) was added sodium iodide (181 mg), and the mixture was stirred at room temperature for 30 minutes. To the reaction mixture were added 3-[2,3-bis(tert-butoxycarbonyl)guanidino]-4,5,6,7-tetrahydropyrazolo[1,5-a]pyrimidine (571 mg) and methylene chloride (2.0 ml). The whole mixture was stirred at room temperature for 7 hours. To the reaction mixture were added ethyl acetate (100 ml) and water (50 ml). The aqueous layer was separated, and the organic layer was washed with 10% aqueous sodium trifluoroacetate solution and brine, dried over sodium sulfate and filtered. The filtrate was concentrated to about 5 ml in vacuo. The concentrate was poured into diisopropyl ether (150 ml), and the resulting precipitate was collected by filtration and dried in vacuo.

[0151] To a solution of the resulting solid in methylene chloride (3.0 ml) were added anisole (1.0 ml) and trifluoroacetic acid (2.0 ml), and the mixture was stirred at room temperature for 4 hours. The reaction mixture was poured into diisopropyl ether (150 ml), and the resulting precipitate was collected by filtration and dried in vacuo to give a crude product (570 mg), which was purified by preparative HPLC utilizing ODS column. The eluate containing a desired product was concentrated to about 30 ml in vacuo. The concentrate was adjusted to about pH 3 with concentrated hydrochloric acid and chromatographed on Diaion® HP-20 (Mitsubishi Chemical Corporation) eluting with 30% aqueous 2-propanol. The eluate was concentrated to about 30 ml in vacuo and lyophilized to give 7β-[(Z)-2-(5-amino-1,2,4-thiadiazol-3-yl)-2-(1-carboxy-1-methylethoxyimino)acetamido]-3-[3-guanidino-4,5,6,7-tetrahydro-1-pyrazolo[1,5-a]pyrimidinio]methyl-3-cephem-4-carboxylate (51 mg) as an amorphous solid.

¹H-NMR(D₂O) δ 1.52 (3H, s), 1.53 (3H, s), 2.05-2.25 (2H, m), 3.26 (1 H, d, J=17.4Hz), 3.56 (1 H, d, J=17.4Hz), 3.30-3.45 (2H, m), 4.15 (2H, t, J=6.0Hz), 4.93 (1H, d, J=15.6Hz), 5.15 (1H, d, J=15.6Hz), 5.25 (1H, d, J=4.8Hz), 5.84 (1H, d, J=4.8Hz), 7.99 (1 H, s)

Preparation 29

[0152] To a solution of 7-amino-2,3-dihydro-1H-imidazo[1,2-b]pyrazole sulfuric acid salt (4.4 g), 4-(dimethylamino)

pyridine (244 mg) and triethylamine (8.10 g) in chloroform (45 ml) was added 1,3-bis(tert-butoxycarbonyl)-2-(trifluoromethanesulfonyl)guanidine (10.18 g). The mixture was stirred at room temperature for 2 hours. The reaction mixture was washed successively with 10% aqueous citric acid solution, brine and saturated aqueous sodium hydrogen carbonate solution. The organic layer was dried over anhydrous magnesium sulfate, filtered and concentrated in vacuo. The residue

was triturated with diisopropyl ether to give 7-[2,3-bis(tert-butoxycarbonyl)guanidino]-2,3-dihydro-1H-imidazo [1,2-b]pyrazole (4.6 g) as a solid.

¹H-NMR(CDCl₃) δ 1.49 (9H, s), 1.52 (9H, s), 3.97-4.01 (2H, m), 4.21 (2H, t, J=7.8Hz), 5.30 (1H, brs), 7.19 (1H, s), 9.86 (1H, brs), 11.32 (1H, brs)

Example 14

7β-[(Z)-2-(5-Amino-1,2,4-thiadiazol-3-yl)-2-(1-carboxy-1-methylethoxyimino)acetamido]-3-[7-guanidino-2,3-dihydro-5-(1H-imidazo[1,2-b]pyrazolio)]methyl-3-cephem-4-carboxylate

[0153] The title compound was obtained from benzhydryl 7β-[(Z)-2-(5-tert-butoxycarbonylamino-1,2,4-thiadiazol-3-yl)-2-(1-tert-butoxycarbonyl-1-methylethoxyimino)-acetamido]-3-chloromethyl-3-cephem-4-carboxylate and 7-[2,3-bis(tert-butoxycarbonyl)guanidino]-2,3-dihydro-1H-imidazo[1,2-b]pyrazole in the same manner as in Example 13 as an amorphous solid.

¹H-NMR(D₂O) δ 1.51 (3H, s), 1.52 (3H, s), 3.35 (1H, d, J=17.9Hz), 3.61 (1H, d, J=17.9Hz), 4.19 (2H, t, J=8.7Hz), 4.37 (1H, q, J=8.7Hz), 4.47 (1H, q, J=8.7Hz), 5.00 (1H, d, J=15.1Hz), 5.04 (1H, d, J=15.1Hz), 5.26 (1H, d, J=4.8Hz), 5.84 (1H, d, J=4.8Hz), 8.13 (1H, s)

Preparation 30

[0154] To a solution of 5-amino-1-(2-hydroxyethyl)pyrazole (6.35 g) in a mixed solvent of ethanol (25 ml) and concentrated hydrochloric acid (0.035 ml) was added dropwise isoamyl nitrite (7.03 g). The mixture was stirred at room temperature for 17 hours. The crystalline residue was collected by filtration and dried in vacuo to give 5-amino-1-(2-hydroxyethyl)-4-nitrosopyrazole (4.0 g) as a solid.

¹H-NMR(DMSO-d₆) δ 3.68 (2H, t, J=5.5Hz), 3.94 (2H, t, J=5.5Hz), 4.89 (1H, br), 8.06 (2H, br), 8.53 (1H, s)

Preparation 31

[0155] A solution of 5-amino-1-(2-hydroxyethyl)-4-nitrosopyrazole (97 g) in a mixed solvent of sulfuric acid (34 ml) and water (2000 ml) was treated with 10% palladium on carbon (10 g) under a hydrogen atmosphere at room temperature for 4 days. After the catalyst was filtered off, the filtrate was concentrated in vacuo. The residue was triturated with methanol and dried in vacuo to give 4,5-diamino-1-(2-hydroxyethyl)pyrazole sulfuric acid salt (90.2 g) as a solid.

¹H-NMR(DMSO-d₆) δ 3.66 (2H, t, J=5.5Hz), 3.95 (2H, t, J=5.5Hz), 7.25 (1H, s)

Preparation 32

[0156] To a suspension of 4,5-diamino-1-(2-hydroxyethyl)pyrazole sulfuric acid salt (50.0 g) in chloroform (500 ml) were added 4-(dimethylamino)pyridine (2.54 g), triethylamine (116 ml) and 1,3-bis(tert-butoxycarbonyl)-2-(trifluoromethanesulfonyl)guanidine (106 g). The mixture was stirred under reflux for 2 hours. After cooling on an ice bath, the reaction mixture was washed successively with water, 4% aqueous citric acid solution, water and aqueous sodium hydrogen carbonate solution. The organic layer was dried over sodium sulfate, filtered and concentrated in vacuo. The residue was triturated with a mixed solvent of ethyl acetate (50 ml) and diethyl ether (200 ml) to give 5-amino-4-[2,3-bis(tert-butoxycarbonyl)guanidino]-1-(2-hydroxyethyl)pyrazole (50 g) as a solid.

¹H-NMR(CDCl₃) δ 1.47 (9H, s), 1.53 (9H, s), 3.28 (1H, br), 4.02-4.05 (4H, m), 4.65 (2H, br), 7.22 (1H, s), 9.85 (1H, br), 11.55 (1H, br)

Example 15

7β-[(Z)-2-(5-Amino-1,2,4-thiadiazol-3-yl)-2-(1-carboxy-1-methylethoxyimino)acetamido]-3-[3-amino-4-guanidino-2-(2-hydroxyethyl)-1-pyrazolio]methyl-3-cephem-4-carboxylate

[0157] The title compound was obtained from benzhydryl 7β-[(Z)-2-(5-tert-butoxycarbonylamino-1,2,4-thiadiazol-3-yl)-2-(1-tert-butoxycarbonyl-1-methylethoxyimino)-acetamido]-3-chloromethyl-3-cephem-4-carboxylate and 5-amino-4-[2,3-bis(tert-butoxycarbonyl)guanidino]-1-(2-hydroxyethyl)pyrazole in the same manner as in Example 13 as an amorphous solid.

phous solid.

¹H-NMR(D₂O) δ 1.52 (3H, s), 3.21 (1 H, d, J=17.9Hz), 3.59 (1H, d, J=17.9Hz), 3.90 (2H, t, J=4.8Hz), 4.35-4.50 (2H, m), 5.07 (1H, d, J=14.9Hz), 5.11 (1H, d, J=14.9Hz), 5.28 (1H, d, J=5.0Hz), 5.84 (1H, d, J=5.0Hz), 8.09 (1H, s)

Preparation 33

[0158] To a solution of 7-[2,3-bis(tert-butoxycarbonyl)guanidino]-2,3-dihydro-1H-imidazo[1,2-b]pyrazole (1.83 g) in pyridine (10 ml) was added triphenylmethyl chloride (1.67 g). The mixture was stirred at 50°C for 5 hours. After cooling, chloroform (50 ml) was added to the reaction mixture, and the mixture was washed successively with 10% aqueous citric acid solution, brine and saturated aqueous sodium hydrogen carbonate solution. The organic layer was dried over anhydrous magnesium sulfate, filtered and concentrated in vacuo. The residue was purified by column chromatography on silica gel eluting with 2% methanol/chloroform to give 7-[2,3-bis(tert-butoxycarbonyl)guanidino]-1-triphenylmethyl-2,3-dihydro-1H-imidazo[1,2-b]pyrazole (1.57 g) as a solid.

¹H-NMR(CDCl₃) δ 1.47 (9H, s), 1.48 (9H, s), 3.50 (2H, t, J=7.8Hz), 3.92 (2H, t, J=7.8Hz), 7.07-7.26 (10H, m), 7.53-7.54 (6H, m), 8.34 (1H, brs), 11.12 (1H, brs)

Example 16

[0159] To a solution of benzhydryl 7β-[(Z)-2-(5-amino-1,2,4-thiadiazol-3-yl)-2-(1-tert-butoxycarbonyl-1-methylethoxyimino)acetamido]-3-iodomethyl-3-cephem-4-carboxylate (819 mg) in N,N-dimethylformamide (2.4 ml) was added N-(trimethylsilyl)acetamide (656 mg), and the mixture was stirred at room temperature for 30 minutes. To the reaction mixture was added 7-[2,3-bis(tert-butoxycarbonyl)guanidino]-1-triphenylmethyl-2,3-dihydro-1H-imidazo[1,2-b]pyrazole (730 mg). The whole mixture was stirred at room temperature for 6 hours. To the resulting reaction mixture were added ethyl acetate (100 ml) and water (50 ml). The aqueous layer was separated, and the organic layer was washed with 10% aqueous sodium trifluoroacetate solution, 10% aqueous sodium thiosulfate solution and brine, dried over sodium sulfate and filtered. The filtrate was concentrated to about 5 ml in vacuo. The concentrate was poured into diisopropyl ether (120 ml), and the resulting precipitate was collected by filtration and dried in vacuo.

[0160] To a solution of the resulting solid in methylene chloride (2.0 ml) were added anisole (0.67 ml) and trifluoroacetic acid (1.34 ml), and the mixture was stirred at room temperature for 4 hours. The reaction mixture was poured into diisopropyl ether (120 ml). The resulting precipitate was collected by filtration and dried in vacuo to give a crude product (430 mg), which was purified by preparative HPLC utilizing ODS column. The eluate containing a desired product was concentrated to about 30 ml in vacuo. The concentrate was adjust to about pH 3 with concentrated hydrochloric acid and chromatographed on Diaion® HP-20 (Mitsubishi Chemical Corporation) eluting with 30% aqueous 2-propanol. The eluate was concentrated to about 30 ml in vacuo and lyophilized to give 7β-[(Z)-2-(5-amino-1,2,4-thiadiazol-3-yl)-2-(1-carboxy-1-methylethoxyimino)acetamido]-3-[7-guanidino-2,3-dihydro-5-(1H-imidazo[1,2-b]pyrazolio)]methyl-3-cephem-4-carboxylate (20.4 mg) as an amorphous solid.

¹H-NMR(D₂O) δ 1.51 (3H, s), 1.52 (3H, s), 3.35 (1H, d, J=17.9Hz), 3.61 (1H, d, J=17.9Hz), 4.19 (2H, t, J=8.7Hz), 4.37 (1 H, q, J=8.7Hz), 4.47 (1H, q, J=8.7Hz), 5.00 (1H, d, J=15.1Hz), 5.04 (1H, d, J=15.1Hz), 5.26 (1H, d, J=4.8Hz), 5.84 (1H, d, J=4.8Hz), 8.13 (1H, s)

Preparation 34

[0161] To a suspension of 1,1'-carbonyldiimidazole (1.94 g) in methylene chloride (20 ml) was added tert-butyl N-(3-aminopropyl)carbamate (2.30 g), and the mixture was stirred at room temperature for 1 hour. To the reaction mixture were added N-ethyl-diisopropylamine (2.56 g) and 4,5-diamino-1-methylpyrazole sulfuric acid salt (2.10 g), and the mixture was stirred at 30°C for 3 days. The reaction mixture was concentrated in vacuo. The residue was purified by column chromatography on silica gel eluting with 6% methanol/chloroform to give 5-amino-4-(3-{3-[(tert-butoxycarbonyl)amino]propyl}ureido)-1-methylpyrazole (1.75 g) as a solid.

¹H-NMR(DMSO-d₆) δ 1.37 (9H, s), 1.43-1.49 (2H, m), 2.89-2.93 (2H, m), 2.98-3.01 (2H, m), 3.50 (3H, s), 4.79 (2H, br), 5.85 (1H, br), 6.77 (1H, br), 6.96 (1H, s), 7.12 (1H, br)

Example 17

[0162] To a solution of benzhydryl 1β-[(Z)-2-(5-tert-butoxycarbonylamino-1,2,4-thiadiazol-3-yl)-2-(1-tert-butoxycarbonyl-1-methylethoxyimino)acetamido]-3-chloromethyl-3-cephem-4-carboxylate (1.0 g) in N,N-dimethylformamide (2.0 ml) was added sodium iodide (199 mg), and the mixture was stirred at room temperature for 30 minutes. To the reaction mixture was added 5-amino-4-(3-{3-[(tert-butoxycarbonyl)amino]propyl}ureido)-1-methylpyrazole (415 mg) and the whole mixture was stirred at 32°C for 24 hours. To the resulting reaction mixture were added ethyl acetate (50 ml) and

water (50 ml). The aqueous layer was separated, and the organic layer was washed with 10% aqueous sodium trifluoroacetate solution and brine, dried over anhydrous sodium sulfate and filtered. The filtrate was concentrated to about 5 ml in vacuo. The concentrate was poured into diisopropyl ether (100 ml), and the resulting precipitate was collected by filtration and dried in vacuo. To a solution of the resulting solid in methylene chloride (3.6 ml) were added anisole (1.2 ml) and trifluoroacetic acid (2.4 ml). The resulting solution was stirred at room temperature for 4 hours and poured into diisopropyl ether (100 ml). The resulting precipitate was collected by filtration and dried in vacuo to give a crude product (939 mg), which was purified by preparative HPLC utilizing ODS column. The eluate containing a desired product was concentrated to about 30 ml in vacuo. The concentrate was adjusted to about pH 3 with concentrated hydrochloric acid and chromatographed on Diaion® HP-20 (Mitsubishi Chemical Corporation) eluting with 30% aqueous 2-propanol. The eluate was concentrated to about 30 ml in vacuo and lyophilized to give 7β-[(Z)-2-(5-amino-1,2,4-thiadiazol-3-yl)-2-(1-carboxy-1-methylethoxyimino)acetamido]-3-{3-amino-4-[3-(3-aminopropyl)ureido]-2-methyl-1-pyrazolio}methyl-3-cephem-4-carboxylate (53 mg) as an amorphous solid.

¹H-NMR(D₂O) δ 1.52 (3H, s), 1.53 (3H, s), 1.85-1.88 (2H, m), 3.03 (2H, t, J=8Hz), 3.22(2H, t, J=18Hz), 3.26 (2H, t, J=7Hz), 3.49 (1H, d, J=18Hz), 3.72 (3H, s), 4.96 (1H, d, J=15Hz), 5.16 (1H, d, J=15Hz), 5.25 (1H, d, J=5Hz), 5.84 (1H, d, J=5Hz), 7.88 (1 H, s)

Preparation 35

[0163] To a suspension of 1,1'-carbonyldiimidazole (973 mg) in methylene chloride (10 ml) was added tert-butyl N-(2-aminoethyl)carbamate (1.11 g) under ice-cooling, and the mixture was stirred at room temperature for 2 hours. To the reaction mixture were added N-ethyl-diisopropylamine (1.28 g) and 3-amino-4,5,6,7-tetrahydropyrazolo[1,5-a]pyrimidine sulfuric acid salt (1.18 g), and the mixture was stirred at 50°C for 6 hours. The reaction mixture was washed with brine. The organic layer was dried over anhydrous magnesium sulfate, filtered and concentrated in vacuo. The residue was purified by column chromatography on silica gel eluting with 5% methanol/chloroform to give 3-(3-{2-[(tert-butoxycarbonyl)amino]ethyl}ureido)-4,5,6,7-tetrahydropyrazolo[1,5-a]pyrimidine (150 mg) as a solid.

¹H-NMR(CDCl₃) δ 1.43 (9H, s), 2.11-2.16 (2H, m), 3.22-3.35 (6H, m), 4.09 (2H, t, J=7Hz), 4.69 (1H, br), 5.14 (2H, br), 5.69 (1 H, br), 7.17 (1 H, s)

Example 18

7β-[(Z)-2-(5-Amino-1,2,4-thiadiazol-3-yl)-2-(1-carboxy-1-methylethoxyimino)acetamido]-3-{3-[3-(2-aminoethyl)ureido]-4,5,6,7-tetrahydro-1-pyrazolio}methyl-3-cephem-4-carboxylate

[0164] The title compound was obtained from benzhydryl 7β-[(Z)-2-(5-tert-butoxycarbonylamino-1,2,4-thiadiazol-3-yl)-2-(1-tert-butoxycarbonyl-1-methylethoxyimino)-acetamido]-3-chloromethyl-3-cephem-4-carboxylate and 3-(3-{2-[(tert-butoxycarbonyl)amino]ethyl}ureido)-4,5,6,7-tetrahydropyrazolo[1,5-a]pyrimidine in the same manner as in Example 17 as an amorphous solid.

¹H-NMR(D₂O) δ 1.52 (3H, s), 1.53 (3H, s), 2.09-2.21 (2H, m), 3.13 (2H, t, J=6Hz), 3.24 (1H, d, J=18Hz), 3.35-3.52 (5H, m), 4.12-4.15 (2H, m), 4.88 (1H, d, J=16Hz), 5.13 (1H, d, J=16Hz), 5.25 (1H, d, J=5Hz), 5.85 (1H, d, J=5Hz), 7.83 (1 H, s)

Preparation 36

[0165] To a suspension of 1,1'-carbonyldiimidazole (973 mg) in methylene chloride (10 ml) was added 0-[2-(tert-butoxycarbonylamino)ethyl]hydroxylamine (1.11 g) under ice-cooling, and the mixture was stirred at room temperature for 2 hours. To the reaction mixture were added N-ethyl-diisopropylamine (1.28 g) and 4,5-diamino-1-methylpyrazole sulfuric acid salt (1.05 g), and the mixture was stirred under reflux for 4 hours. The reaction mixture was washed with brine. The organic layer was dried over anhydrous magnesium sulfate, filtered and concentrated in vacuo. The residue was purified by column chromatography on silica gel eluting with 10% methanol/chloroform to give 5-amino-4-(3-{2-[(tert-butoxycarbonyl)amino]ethoxy}ureido)-1-methylpyrazole (255 mg) as a solid.

¹H-NMR(DMSO-d₆) δ 1.38 (9H, s), 3.19-3.20 (2H, m), 3.51 (3H, s), 3.72 (2H, t, J=6Hz), 4.86 (2H, br), 6.95 (1 H, br), 7.06 (1 H, s), 8.02 (1 H, brs), 9.15 (1 H, brs)

Example 19

7β-[(Z)-2-(5-Amino-1,2,4-thiadiazol-3-yl)-2-(1-carboxy-1-methylethoxyimino)acetamido]-3-{3-amino-4-[3-(2-aminoethoxy)ureido]-2-methyl-1-pyrazolio}methyl-3-cephem-4-carboxylate

[0166] The title compound was obtained from benzhydryl 7β-[(Z)-2-(5-tert-butoxycarbonylamino-1,2,4-thiadiazol-3-yl)-

2-(1-tert-butoxycarbonyl-1-methylethoxyimino)-acetamido]-3-chloromethyl-3-cephem-4-carboxylate and 5-amino-4-(3-{2-[(tert-butoxycarbonyl)amino]ethoxy}-ureido)-1-methylpyrazole in the same manner as in Example 17 as an amorphous solid.

¹H-NMR(D₂O) δ 1.52 (3H, s), 1.53 (3H, s), 3.21 (1 H, d, J=18Hz), 3.33 (2H, t, J=5Hz), 3.47 (1 H, d, J=18Hz), 3.74 (3H, s), 4.17 (2H, t, J=5Hz), 4.99 (1 H, d, J=15Hz), 5.17 (1 H, d, J=15Hz), 5.26 (1 H, d, J=5Hz), 5.86 (1H, d, J=5Hz), 7.93 (1 H, s)

Preparation 37

[0167] To a suspension of 1,1'-carbonyldiimidazole (1.95 g) in methylene chloride (20 ml) was added tert-butyl N-(2-aminoethyl)carbamate (1.92 g) under ice-cooling, and the mixture was stirred at room temperature for 2 hours. To the reaction mixture were added N-ethyldiisopropylamine (2.59 g) and 7-amino-2,3-dihydro-1 H-imidazo[1,2-b]pyrazole sulfuric acid salt (2.22 g), and the mixture was stirred at room temperature for 16 hours. To the reaction mixture were added trityl chloride (9.0 g) and triethylamine (3.0 g). The mixture was stirred at room temperature for 24 hours. The reaction mixture was washed with 10% aqueous citric acid solution, brine and saturated aqueous sodium hydrogen carbonate solution. The organic layer was dried over anhydrous magnesium sulfate, filtered and concentrated in vacuo. The residue was purified by column chromatography on silica gel eluting with 3% methanol/chloroform to give 7-(3-{2-[(tert-butoxycarbonyl)amino]ethyl}ureido)-2,3-dihydro-1-tritylimidazo[1,2-b]pyrazole (800 mg) as a solid.

¹H-NMR(CDCl₃) δ 1.43 (9H, s), 3.19 (4H, br), 3.69 (1H, brs), 3.78-3.85 (4H, m), 4.51 (1H, br), 5.07 (1H, br), 7.20 (1H, s), 7.26-7.34 (9H, m), 7.46-7.47 (6H, m)

Example 20

[0168] To a solution of benzhydryl 7β-[(Z)-2-(5-amino-1,2,4-thiadiazol-3-yl)-2-(1-tert-butoxycarbonyl-1-methylethoxyimino)acetamido]-3-iodomethyl-3-cephem-4-carboxylate (820 mg) in N,N-dimethylformamide (2.4 ml) was added N-(trimethylsilyl)acetamide (656 mg), and the mixture was stirred at room temperature for 30 minutes. To the reaction mixture was added 7-(3-{2-[(tert-butoxycarbonyl)amino]ethyl}ureido)-2,3-dihydro-1-tritylimidazo[1,2-b]pyrazole (700 mg), and the whole mixture was stirred at room temperature for 6 hours. To the resulting reaction mixture were added ethyl acetate (50 ml) and water (50 ml). The aqueous layer was separated, and the organic layer was washed with 10% aqueous sodium trifluoroacetate solution and brine, dried over anhydrous sodium sulfate and filtered. The filtrate was concentrated to about 5 ml in vacuo. The concentrate was poured into diisopropyl ether (120 ml), and the resulting precipitate was collected by filtration and dried in vacuo. To a solution of the resulting solid in methylene chloride (3.0 ml) were added anisole (1.0 ml) and trifluoroacetic acid (2.0 ml). The resulting solution was stirred at room temperature for 4 hours and poured into diisopropyl ether (120 ml). The resulting precipitate was collected by filtration and dried in vacuo to give a crude product (830 mg), which was purified by preparative HPLC utilizing ODS column. The eluate containing a desired product was concentrated to about 30 ml in vacuo. The concentrate was adjusted to about pH 3 with concentrated hydrochloric acid and chromatographed on Diaion® HP-20 (Mitsubishi Chemical Corporation) eluting with 30% aqueous 2-propanol. The eluate was concentrated to about 30 ml in vacuo and lyophilized to give 7β-[(Z)-2-(5-amino-1,2,4-thiadiazol-3-yl)-2-(1-carboxy-1-methylethoxyimino)acetamido]-3-{7-[3-(2-aminoethyl)ureido]-2,3-dihydro-5-(1 H-imidazo[1,2-b]pyrazolio)}methyl-3-cephem-4-carboxylate (28.5 mg) as an amorphous solid.

¹H-NMR(D₂O) δ 1.53 (3H, s), 1.54 (3H, s), 3.14 (2H, t, J=6Hz), 3.29 (1H, d, J=18Hz), 3.49 (2H, t, J=6Hz), 3.57 (1H, d, J=18Hz), 4.16 (2H, t, J=9Hz), 4.31-4.45 (2H, m), 4.94 (1H, d, J=15Hz), 5.02 (1H, d, J=15Hz), 5.27 (1H, d, J=5Hz), 5.85 (1H, d, J=5Hz), 7.95 (1H, s)

Preparation 38

[0169] To a suspension of 1,1'-carbonyldiimidazole (2.0 g) in dehydrated chloroform (30 ml) was added a solution of tert-butyl N-(2-hydroxyethyl)carbamate (1.92 g) in dehydrated chloroform (10 ml) under ice-cooling, and the mixture was stirred at room temperature for 1 hour. To the reaction mixture were added N-ethyldiisopropylamine (2.2 ml) and 4,5-diamino-1-methylpyrazole sulfuric acid salt (2.58 g), and the mixture was stirred at room temperature for 17.5 hours. To the reaction mixture were added trityl chloride (3.42 g) and triethylamine (1.25 g). The mixture was stirred at room temperature for 2 hours. The reaction mixture was washed with 10% aqueous citric acid solution, brine and saturated aqueous sodium hydrogen carbonate solution. The organic layer was dried over anhydrous magnesium sulfate, filtered and concentrated in vacuo. The residue was purified by column chromatography on silica gel eluting with 5% methanol/chloroform to give 4-[[2-(tert-butoxycarbonylamino)ethoxycarbonyl]amino]-5-(tritylamino)-1-methylpyrazole (1.91 g) as a solid.

¹H-NMR (CDCl₃) δ 1.46 (9H, s), 2.89 (3H, s), 3.30-3.36 (2H, m), 4.03-4.07 (2H, m), 4.37 (1H, brs), 4.75 (1H, br), 5.42 (1H, br), 7.17-7.30 (16H, m)

Example 21

7β-[(Z)-2-(5-Amino-1,2,4-thiadiazol-3-yl)-2-(1-carboxy-1-methylethoxyimino)acetamido]-3-{3-amino-4-[(2-aminoethoxycarbonyl)amino]-2-methyl-1-pyrazolio)methyl-3-cephem-4-carboxylate

[0170] The title compound was obtained from benzhydryl 7β-[(Z)-2-(5-amino-1,2,4-thiadiazol-3-yl)-2-(1-tert-butoxycarbonyl-1-methylethoxyimino)acetamido]-3-iodomethyl-3-cephem-4-carboxylate and 4-[(2-(tert-butoxycarbonylamino)ethoxycarbonyl)amino]-5-(tritylamino)-1-methylpyrazole in the same manner as in Example 20 as an amorphous solid.

¹H-NMR(D₂O) δ 1.53 (3H, s), 1.54 (3H, s), 3.18 (1H, d, J=18Hz), 3.30-3.38 (2H, m), 3.43 (1H, d, J=18Hz), 3.71 (3H, s), 4.37-4.40 (2H, m), 4.97 (1H, d, J=15Hz), 5.18 (1H, d, J=15Hz), 5.24 (1H, d, J=5Hz), 5.83 (1H, d, J=5Hz), 7.95 (1H, s)

Preparation 39

[0171] To a solution of 7-amino-2,3-dihydro-1H-imidazo[1,2-b]pyrazole sulfuric acid salt (1.42 g) and N-ethyldiisopropylamine (2.73 g) in methylene chloride (50 ml) was added N-[2-(tert-butoxycarbonylamino)-acetoxy]succinimide (1.90 g). The mixture was stirred at room temperature for 22 hours. The reaction mixture was washed with saturated aqueous sodium hydrogen carbonate solution, and the organic layer was dried over anhydrous magnesium sulfate, filtered and concentrated in vacuo. The oily residue was purified by column chromatography on silica gel eluting with 5% methanol/chloroform to give 7-[2-(tert-butoxycarbonylamino)acetyl]amino-2,3-dihydro-1H-imidazo[1,2-b]pyrazole (1.07 g) as a solid.

¹H-NMR(CDCl₃) δ 1.47 (9H, s), 3.89 (2H, d, J=5.5Hz), 3.97 (2H, dt, J=2.7, 7.3Hz), 4.18 (2H, t, J=7.3Hz), 4.55 (1H, br), 5.22 (1H, br), 7.16 (1 H, s), 7.95 (1 H, br)

Example 22

[0172] To a solution of benzhydryl 7β-[(Z)-2-(5-tert-butoxycarbonylamino-1,2,4-thiadiazol-3-yl)-2-(1-tert-butoxycarbonyl-1-methylethoxyimino)acetamido]-3-chloromethyl-3-cephem-4-carboxylate (1.0 g) in N,N-dimethylformamide (2.0 ml) was added sodium iodide (181 mg), and the mixture was stirred at room temperature for 30 minutes. To the reaction mixture was added 7-[2-(tert-butoxycarbonylamino)acetyl]amino-2,3-dihydro-1H-imidazo[1,2-b]pyrazole (421 mg). The whole mixture was stirred at 30°C for 3 hours. To the resulting reaction mixture were added ethyl acetate (100 ml) and water (50 ml). The aqueous layer was separated, and the organic layer was washed with 10% aqueous sodium trifluoroacetate solution and brine, dried over anhydrous sodium sulfate and filtered. The filtrate was concentrated to about 5 ml in vacuo. The concentrate was poured into diisopropyl ether (150 ml), and the resulting precipitate was collected by filtration and dried in vacuo. To a solution of the resulting solid in methylene chloride (3.0 ml) were added anisole (1.0 ml) and trifluoroacetic acid (2.0 ml). The resulting solution was stirred at room temperature for 4 hours and poured into diisopropyl ether (150 ml). The resulting precipitate was collected by filtration and dried in vacuo to give a crude product (830 mg), which was purified by preparative HPLC utilizing ODS column. The eluate containing a desired product was concentrated to about 30 ml in vacuo. The concentrate was adjusted to about pH 3 with concentrated hydrochloric acid and chromatographed on Diaion® HP-20 (Mitsubishi Chemical Corporation) eluting with 30% aqueous 2-propanol. The eluate was concentrated to about 30 ml in vacuo and lyophilized to give 7β-[(Z)-2-(5-amino-1,2,4-thiadiazol-3-yl)-2-(1-carboxy-1-methylethoxyimino)acetamido]-3-[7-(2-aminoacetamido)-2,3-dihydro-5-(1H-imidazo [1,2- b] pyrazolio)] methyl-3-cephem-4-carboxylate (20.8 mg) as an amorphous solid.

¹H-NMR(D₂O) δ 1.51 (3H, s), 1.52 (3H, s), 3.26 (2H, d, J=18Hz), 3.54 (2H, d, J=18Hz), 3.97 (2H, s), 4.16 (2H, t, J=9Hz), 4.35 (1H, q, J=9Hz), 4.44 (1H, q, J=9Hz), 4.97 (2H, d, J=15Hz), 5.04 (2H, d, J=15Hz), 5.25 (1H, d, J=4Hz), 5.84 (1H, d, J=4Hz), 8.10 (1H, s)

Preparation 40

[0173] To a suspension of 4,5-diamino-1-(2-hydroxyethyl)pyrazole sulfuric acid salt (1.20 g) and N-[2-(tert-butoxycarbonylamino)acetoxy]succinimide (1.35 g) in methylene chloride (20 ml) was added N-ethyldiisopropylamine (2.1 ml) under ice-cooling, and the mixture was stirred at room temperature for 17 hours. The reaction mixture was washed with water (40 ml), saturated aqueous sodium hydrogen carbonate solution (40 ml) and brine (40 ml). The organic layer was dried over anhydrous sodium sulfate, filtered and concentrated in vacuo. The oily residue was purified by column chromatography on silica gel eluting with 10% methanol/chloroform to give 5-amino-4-[2-(tert-butoxycarbonylamino)acetyl]amino-1-(2-hydroxyethyl)pyrazole (1.20 g) as a solid.

¹H-NMR(CDCl₃) δ 1.46 (9H, s), 3.89-3.90 (4H, m), 4.00-4.04 (2H, m), 4.26 (2H, br), 5.51 (1 H, br), 7.17 (1H, s), 8.06 (1 H, br)

Example 23

7β-[(Z)-2-(5-Amino-1,2,4-thiadiazol-3-yl)-2-(1-carboxy-1-methylethoxyimino)acetamido]-3-[3-amino-4-(2-aminoacetamido)-2-(2-hydroxyethyl)-1-pyrazolio]methyl-3-cephem-4-carboxylate

[0174] The title compound was obtained from benzhydryl 7β-[(Z)-2-(5-tert-butoxycarbonylamino-1,2,4-thiadiazol-3-yl)-2-(1-tert-butoxycarbonyl-1-methylethoxyimino)-acetamido]-3-chloromethyl-3-cephem-4-carboxylate and 5-amino-4-[2-(tert-butoxycarbonylamino)acetyl]amino-1-(2-hydroxyethyl)pyrazole in the same manner as in Example 22 as an amorphous solid.

¹H-NMR (D₂O) δ 1.52 (6H, s), 3.15 (2H, d, J=18Hz), 3.48 (2H, d, J=18Hz), 3.88 (1H, dt, J=16Hz), 4.02 (2H, s), 4.42 (1H, dt, J=16.5Hz), 5.07 (2H, d, J=15Hz), 5.13 (2H, d, J=15Hz), 5.27 (1H, d, J=5Hz), 5.84 (1H, d, J=5Hz), 8.09 (1H, s)

Preparation 41

[0175] To a solution of 3-amino-4,5,6,7-tetrahydropyrazolo[1,5-a]pyrimidine sulfuric acid salt (2.96 g) and N-ethyldiisopropylamine (2.59 g) in methylene chloride (70 ml) was added N-[2-(tert-butoxycarbonylamino)acetoxy]succinimide (2.72 g). The mixture was stirred at room temperature for 14 hours. The reaction mixture was washed with saturated aqueous sodium hydrogen carbonate solution. The organic layer was dried over anhydrous magnesium sulfate, filtered and concentrated in vacuo. The residue was purified by column chromatography on silica gel eluting with 6% methanol/chloroform to give 3-[2-(tert-butoxycarbonylamino)acetyl]amino-4,5,6,7-tetrahydropyrazolo[1,5-a]pyrimidine (2.4 g) as a solid.

¹H-NMR (CDCl₃) δ 1.46 (9H, s), 2.08-2.12 (2H, m), 3.29-3.32 (2H, m), 3.90 (2H, br), 4.07 (2H, t, J=6.0Hz), 5.00 (1H, br), 5.38 (1H, br), 7.12 (1H, s), 8.11 (1H, br)

Example 24

7β-[(Z)-2-(5-Amino-1,2,4-thiadiazol-3-yl)-2-(1-carboxy-1-methylethoxyimino)acetamido]-3-[3-(2-aminoacetamido)-4,5,6,7-tetrahydro-1-pyrazolo[1,5-a]pyrimidinio]methyl-3-cephem-4-carboxylate

[0176] The title compound was obtained from benzhydryl 7β-[(Z)-2-(5-tert-butoxycarbonylamino-1,2,4-thiadiazol-3-yl)-2-(1-tert-butoxycarbonyl-1-methylethoxyimino)-acetamido]-3-chloromethyl-3-cephem-4-carboxylate and 3-[2-(tert-butoxycarbonylamino)acetyl]amino-4,5,6,7-tetrahydropyrazolo[1,5-a]pyrimidine in the same manner as in Example 22 as an amorphous solid.

¹H-NMR(D₂O) δ 1.52 (3H, s), 1.53 (3H, s), 2.05-2.25 (2H, m), 3.21 (2H, d, J=18Hz), 3.45 (2H, d, J=18Hz), 3.30-3.45 (2H, m), 4.00 (2H, s), 4.10-4.25 (2H, m), 4.92 (2H, d, J=15Hz), 5.17 (2H, d, J=15Hz), 5.24 (1H, d, J=5Hz), 5.84 (1H, d, J=5Hz), 7.97 (1H, s)

Preparation 42

[0177] To a solution of 3-amino-4,5,6,7-tetrahydropyrazolo[1,5-a]pyrimidine sulfuric acid salt (4.44 g) and N-ethyldiisopropylamine (3.88 g) in methylene chloride (100 ml) was added N-[3-(tert-butoxycarbonylamino)propionyloxy]succinimide (4.29 g). The mixture was stirred at room temperature for 6 hours. The reaction mixture was washed with saturated aqueous sodium hydrogen carbonate solution. The organic layer was dried over anhydrous magnesium sulfate, filtered and concentrated in vacuo. The residue was purified by column chromatography on silica gel eluting with 5% methanol/chloroform to give 3-[3-(tert-butoxycarbonylamino)propionyl]amino-4,5,6,7-tetrahydropyrazolo[1,5-a]pyrimidine (3.67 g) as an oil.

¹H-NMR(CDCl₃) δ 1.43 (9H, s), 2.08-2.13 (2H, m), 2.52 (2H, t, J=6.0Hz), 3.32 (2H, t, J=5.0Hz), 3.43-3.46 (2H, m), 4.07 (2H, t, J=6.0Hz), 5.12 (1H, br), 5.23 (1H, br), 7.13 (1H, s), 7.97 (1H, br)

Example 25

7β-[(Z)-2-(5-Amino-1,2,4-thiadiazol-3-yl)-2-(1-carboxy-1-methylethoxyimino)acetamido]-3-[3-(3-aminopropionamido)-4,5,6,7-tetrahydro-1-pyrazolo[1,5-a]pyrimidinio]methyl-3-cephem-4-carboxylate

[0178] The title compound was obtained from benzhydryl 7β-[(Z)-2-(5-tert-butoxycarbonylamino-1,2,4-thiadiazol-3-yl)-2-(1-tert-butoxycarbonyl-1-methylethoxyimino)-acetamido]-3-chloromethyl-3-cephem-4-carboxylate and 3-[3-(tert-butoxycarbonylamino)propionyl]amino-4,5,6,7-tetrahydropyrazolo[1,5-a]pyrimidine in the same manner as in Example 22 as an amorphous solid.

¹H-NMR(D₂O) δ 1.51 (3H, s), 1.52 (3H, s), 2.05-2.25 (2H, m), 2.85 (2H, t, J=7Hz), 3.20 (2H, d, J=18Hz), 3.44 (2H, d, J=18Hz), 3.30-3.45 (2H, m), 3.31 (2H, t, J=7Hz), 4.05-4.20 (2H, m), 4.91 (2H, d, J=16Hz), 5.16 (2H, d, J=16Hz), 5.23 (1H, d, J=5Hz), 5.84 (1H, d, J=5Hz), 7.92 (1H, s)

5 Preparation 43

[0179] To a solution of 5-amino-1-methylpyrazole (100 g) in water (700 ml) were added concentrated hydrochloric acid (86 ml) and sodium nitrite (63.9 g) in water (200 ml) at a temperature below 10°C. The reaction mixture was stirred at 5°C for 30 minutes. The precipitated solid was collected by filtration and dried to give 5-amino-1-methyl-4-nitrosopyrazole (117 g).

¹H-NMR (DMSO-d₆) δ 3.52 and 3.59 (3H, s), 7.22 and 8.51 (1H, s), 8.17 and 8.51 (1H, brs)

Preparation 44

[0180] To a suspension of 5-amino-1-methyl-4-nitrosopyrazole (117 g) were added sulfuric acid (91 g) and 10% palladium on carbon (58 g). The mixture was hydrogenated under balloon pressure for 10 hours. The reaction mixture was filtered, and the filtrate was concentrated in vacuo. To the concentrate was added isopropyl alcohol (2.3 L), and the mixture was stirred for 1 hour. The precipitated solid was collected by filtration and dried to give 4,5-diamino-1-methylpyrazole sulfuric acid salt (158 g).

¹H-NMR (D₂O) δ 3.74 (3H, s), 7.80 (1H, s)

Preparation 45

[0181] A solution of 4,5-diamino-1-methylpyrazole sulfuric acid salt (158 g) in water (1.1 L) was neutralized to pH 6.9 with 4N aqueous sodium hydroxide solution, and dioxane (474 ml) was added to this solution. To the resulting mixture was added dropwise phenyl chloroformate (124 g) maintaining pH of the mixture at 6.9 with 4N aqueous sodium hydroxide solution at a temperature below 10°C. The reaction mixture was stirred for 1 hour. The precipitated solid was collected by filtration and dried to give 5-amino-1-methyl-4-phenoxy-carbonylaminopyrazole (155 g).

¹H-NMR(DMSO-d₆) δ 3.52 (3H, s), 5.00 (2H, brs), 7.10-7.50 (6H, m), 8.93 (1H, brs)

Preparation 46

[0182] To a suspension of 5-amino-1-methyl-4-phenoxy-carbonylaminopyrazole (153.8 g) in tetrahydrofuran (1 L) were added triethylamine (67 g) and triphenylmethyl chloride (185 g) at room temperature. The mixture was stirred for 6.5 hours. To the reaction mixture was added heptane (2.6 L), and the mixture was stirred for 1 hour. The precipitated solid was collected by filtration and washed with heptane-diisopropyl ether (1:1). The crude solid was suspended in water (3 L), and the suspension was stirred for 1 hour. The solid was collected by filtration and dried to give 1-methyl-4-phenoxy-carbonylamino-5-triphenylmethylaminopyrazole (253.6 g).

¹H-NMR(DMSO-d₆) δ 2.74 (3H, s), 5.57 (1H, brs), 7.00-7.50 (21H, m), 8.12 (1H, brs)

Preparation 47

[0183] To a suspension of 1-methyl-4-phenoxy-carbonylamino-5-triphenylmethylaminopyrazole (253.6 g) in N,N-dimethylformamide (1.5 L) were added triethylamine (59.5 g) and tert-butyl N-(2-aminoethyl)carbamate (94.2 g) in N,N-dimethylformamide (254 ml). The mixture was stirred for 5 hours and poured into water (10.6 L). The slurry was stirred for 1 hour. The precipitated solid was collected by filtration and dried to give a crude product. The crude product was suspended in N,N-dimethylformamide, and the suspension was heated under reflux for 20 minutes. The suspension was cooled to ambient temperature over 4 hours. The solid was collected by filtration, washed with acetonitrile and dried to give 4-[N-(2-tert-butoxycarbonylaminoethyl)carbamoylamino]-1-methyl-5-triphenylmethylaminopyrazole (261.2 g).

¹H-NMR(DMSO-d₆) δ 2.69 (3H, s), 2.90-3.05 (4H, m), 5.69 (1H, brs), 5.91-6.01 (1H, m), 6.74-6.81 (1H, m), 6.87 (1H, brs), 7.00 (1H, s), 7.10-7.30 (15H, m)

Preparation 48

[0184] To a solution of (Z)-2-(5-amino-1,2,4-thiadiazol-3-yl)-2-(1-tert-butoxycarbonyl-1-methylethoxyimino)acetic acid (319 g) in N,N-dimethylacetamide (1.5 L) were added potassium carbonate (113 g) and methanesulfonyl chloride (126 ml) under ice-cooling. The mixture was stirred at 10°C for 2 hours. The reaction mixture was added to a mixture of ethyl acetate and water. The organic layer was washed with water and brine to give an activated acid solution. On the other

hand, a suspension of 4-methoxybenzyl 7 β -amino-3-chloromethyl-3-cephem-4-carboxylate hydrochloride (300 g) in a mixture of water (1 L) and ethyl acetate (1 L) was adjusted to pH 6 with triethylamine under ice-cooling. To the resulting mixture was dropwise added the above obtained activated acid solution at 10°C under stirring. Stirring was continued at 5-10°C for 1.5 hours keeping pH of the reaction mixture at 6 with triethylamine. The organic layer was separated, washed with water and brine, and evaporated in vacuo. The concentrate was poured into diisopropyl ether (15 L), and the resulting precipitate was collected by filtration and dried to give 4-methoxybenzyl 7 β -[(Z)-2-(5-amino-1,2,4-thiadiazol-3-yl)-2-(1-tert-butoxycarbonyl-1-methylethoxyimino)acetamido]-3-chloromethyl-3-cephem-4-carboxylate (495.7 g). ¹H-NMR(DMSO-d₆) δ 1.39 (9H, s), 1.44 (6H, s), 3.45-3.70 (2H, m), 3.76 (3H, s), 4.46 and 4.54 (1 H, ABq, J=16Hz), 5.10-5.28 (2H+1H, m), 5.90 (1H, dd, J=4.9, 8.5Hz), 6.94 (2H, d, J=8.7Hz), 7.36 (2H, d, J=8.7Hz), 8.18 (2H, brs), 9.52 (1H, d, J=8.5Hz)

Example 26

[0185] To a solution of 4-methoxybenzyl 7p-[(Z)-2-(5-amino-1,2,4-thiadiazol-3-yl)-2-(1-tert-butoxycarbonyl-1-methylethoxyimino)acetamido]-3-chloromethyl-3-cephem-4-carboxylate (150 g) in N,N-dimethylformamide (400 ml) was added 1,3-bis(trimethylsilyl)urea (225 g) and the mixture was stirred for 30 minutes. Potassium iodide (51.2 g) was added to this solution, and the mixture was stirred for 30 minutes.

[0186] 4-[N-(2-tert-butoxycarbonylaminoethyl)-carbamoylamino]-1-methyl-5-triphenylmethylaminopyrazole (147 g) was dissolved in N,N-dimethylformamide (650 ml) at 78°C and the solution was cooled to 45°C. The solution was added to the solution of 7 β -[(Z)-2-(5-amino-1,2,4-thiadiazol-3-yl)-2-(1-tert-butoxycarbonyl-1-methylethoxyimino)acetamido]-3-chloromethyl-3-cephem-4-carboxylate obtained above. The reaction mixture was stirred at 35°C for 18.5 hours and poured into a mixture of ethyl acetate (2 L), water (1.8 L) and 20% aqueous sodium chloride solution (150 ml). The organic layer was washed with a mixture of 10% aqueous sodium thiosulfate solution (375 ml) and 20% aqueous sodium chloride solution (375 ml). The organic layer was washed successively with 10% aqueous sodium trifluoroacetate solution three times (750 ml x 3) and 20% aqueous sodium chloride solution (750 ml). The organic layer was concentrated in vacuo, and the precipitated 4-[N-(2-tert-butoxycarbonylaminoethyl)-carbamoylamino]-1-methyl-5-triphenylmethylaminopyrazole was filtered off. The filtrate was further concentrated in vacuo to a volume of approximately 600 ml. This solution was added to diisopropyl ether and the suspension was stirred for 1 hour. The resulting solid was collected by filtration and dried. The solid was dissolved in dichloromethane (669 ml). To the solution were added anisole (223 ml) and trifluoroacetic acid (669 ml). The reaction mixture was stirred for 4 hours and poured into diisopropyl ether. The resulting solid was collected by filtration and dried. This solid was suspended in water, and pH of the suspension was adjusted to 7 with aqueous ammonia solution at a temperature below 10°C. The resulting precipitate was filtered off. The filtrate was acidified to pH 1 with concentrated hydrochloric acid at a temperature below 10°C, and the resulting precipitate was filtered off. The filtrate was chromatographed on Diaion® HP-20 (11 L) eluting with 20% aqueous 2-propanol. The eluate was concentrated to about 3.5 L in vacuo, and 2M sulfuric acid (51 ml) was added. The mixture was lyophilized to give a crude product (72.2 g).

[0187] The crude product (3 g) was purified by preparative HPLC utilizing ODS column. The eluate containing a desired product was concentrated in vacuo. The concentrate was adjusted to about pH 1 with concentrated hydrochloric acid and chromatographed on Diaion® HP-20 (400 ml) eluting with 20% aqueous 2-propanol. The eluate was concentrated to about 73 ml in vacuo, and 2M sulfuric acid (1.5 ml) was added. The mixture was further evaporated to a volume of approximately 12.5 ml, and water (6 ml) was added. After addition of seed crystals (10 mg), which resulted in the precipitation of a white solid, the mixture was stirred at room temperature for 1 hour. The mixture was further stirred at 5°C for 13 hours. 2-Propanol (20 ml) was added at 5°C over 20 minutes, and the slurry was stirred at room temperature for 4 hours. 2-Propanol (20 ml) was added over 30 minutes, and the slurry was stirred at room temperature for 3 hours. The precipitated crystals were collected by filtration and dried to give 7 β -[(Z)-2-(5-amino-1,2,4-thiadiazol-3-yl)-2-(1-carboxy-1-methylethoxyimino)acetamido]-3-{3-amino-4-[N-(2-aminoethyl)carbamoylamino]-2-methyl-1-pyrazolio)methyl-3-cephem-4-carboxylic acid hydrogen sulfate (1.51 g) as crystals.

¹H-NMR(D₂O) δ 1.61 (6H, s), 3.10-3.55 (6H, m), 3.71 (3H, s), 5.02 and 5.23 (2H, ABq, J=16.7Hz), 5.25 (1H, d, J=4.9Hz), 5.87 (1H, d, J=4.9Hz), 7.91 (1 H, s)

Preparation 49

[0188] A suspension of 4,5-diamino-1-methylpyrazole sulfuric acid salt (20 g) in triethylamine (29.2 ml) was stirred at 0°C for 10 minutes. A mixture of acetic anhydride (9.87 ml) and formic acid (7.96 ml) was stirred at 40°C for 30 minutes, cooled to 0°C, and added dropwise to the above solution at 0°C. The whole mixture was stirred at 0°C for 2 hours. To the mixture was added brine, and the whole mixture was extracted with tetrahydrofuran. The organic layer was dried over magnesium sulfate and evaporated under reduced pressure to give crude N-(5-amino-1-methyl-1H-pyrazol-4-yl)formamide, which was used in the next step without further purification.

Preparation 50

[0189] The crude product of N-(5-amino-1-methyl-1H-pyrazol-4-yl)formamide (13.33 g) was dissolved in N,N-dimethylformamide (130 ml). To the solution were added trityl chloride (29.2 g), triethylamine (66.3 ml) and 4-dimethylaminopyridine (465 mg), and the mixture was stirred at 60°C for 5 hours. To the reaction mixture was added water, and the whole mixture was extracted with ethyl acetate. The organic layer was washed with water and brine, and dried over magnesium sulfate. The solvent was evaporated under reduced pressure to give a white solid. The solid was triturated with ethyl acetate/diisopropyl ether (1:1) to give N-[1-methyl-5-(tritylamino)-1H-pyrazol-4-yl]formamide (19.18 g). The NMR spectrum of this compound indicates the existence of its rotamer.

¹H-NMR(DMSO-d₆) δ 2.76 and 2.92 (3H, s), 5.56 and 5.84 (1 H, s), 7.0-7.4 (16H, m), 7.66 (1 H, d, J=1.7Hz), 8.3-8.4 (1H, m) ESI-MS: m/z=405.2(M+Na)⁺

Preparation 51

[0190] To a solution of N-[1-methyl-5-(tritylamino)-1H-pyrazol-4-yl]formamide (3.825 g) in N,N-dimethylformamide (66 ml) was added sodium hydride (264 mg, 60% oil suspension) under a nitrogen atmosphere at 0°C under stirring. The mixture was stirred at 0°C for 15 minutes. To the mixture were added tert-butyl N-(3-bromopropyl)carbamate (2.62 g) in N,N-dimethylformamide (10 ml) and sodium iodide (1.65 g). The mixture was warmed to room temperature and stirred for 2 hours. 10% Aqueous potassium hydrogen sulfate solution (5 ml) was added, and the mixture was extracted with ethyl acetate. The organic layer was washed with water and brine, and dried over magnesium sulfate. The solvent was evaporated under reduced pressure, and the residue was chromatographed on silica gel eluting with methylene chloride/ethyl acetate (4:1) to give tert-butyl 3-{N-formyl-N-[1-methyl-5-(tritylamino)-1H-pyrazol-4-yl]amino}propylcarbamate (2.714 g). The NMR spectrum of this compound indicates the existence of its rotamer.

¹H-NMR(DMSO-d₆) δ 1.37 and 1.39 (9H, s), 2.6-2.9 (6H, m), 2.89 (3H, s), 5.34 and 6.01 (1 H, s), 6.6-6.9 (1 H, m), 7.0-7.4 (15H, m), 7.5-7.6 (1H, m), 7.95 (1H, s) ESI-MS: m/z=562.3(M+Na)⁺

Example 27

7β-[(Z)-2-(5-Amino-1,2,4-thiadiazol-3-yl)-2-(1-carboxy-1-methylethoxyimino)acetamido]-3-{3-amino-4-[N-(3-aminopropyl)-N-formylamino]-2-methyl-1-pyrazolio}methyl-3-cephem-4-carboxylate

[0191] The title compound was obtained from benzhydryl 7β-[(Z)-2-(5-amino-1,2,4-thiadiazol-3-yl)-2-(1-tert-butoxycarbonyl-1-methylethoxyimino)acetamido]-3-iodomethyl-3-cephem-4-carboxylate and tert-butyl 3-[N-formyl-N-[1-methyl-5-(tritylamino)-1H-pyrazol-4-yl]amino}propylcarbamate in the same manner as in Example 1. The NMR spectrum of this compound indicates the existence of its rotamer.

¹H-NMR(D₂O) δ 1.53 (6H, s), 1.7-2.1 (2H, m), 2.9-3.9 (9H, m), 4.97 and 5.20 (2H, ABq, J=15.2Hz), 5.26 (1 H, d, J=4.8Hz), 5.84 (1H, d, J=4.8Hz), 8.0-8.3 (2H, m)

Example 28

[0192] To a suspension of 7β-[(Z)-2-(5-amino-1,2,4-thiadiazol-3-yl)-2-(1-carboxy-1-methylethoxyimino)-acetamido]-3-{3-amino-4-[N-(3-aminopropyl)-N-formylamino]-2-methyl-1-pyrazolio}methyl-3-cephem-4-carboxylate (140 mg) in methanol (2.6 ml) was added concentrated hydrochloric acid (0.176 ml) at room temperature, and the mixture was stirred for 6.5 hours. To the reaction mixture was added sodium hydrogen carbonate (177 mg), and the mixture was purified by preparative HPLC (ODS column, acetonitrile/phosphate buffer (pH 7)=5:95). The eluate containing a desired product was evaporated to remove acetonitrile, acidified with diluted hydrochloric acid and chromatographed on Diaion® HP-20 eluting with 20% aqueous 2-propanol. The eluate was concentrated under reduced pressure and lyophilized to give 7β-[(Z)-2-(5-amino-1,2,4-thiadiazol-3-yl)-2-(1-carboxy-1-methylethoxyimino)acetamido]-3-(3-amino-4-[(3-aminopropyl)amino]-2-methyl-1-pyrazolio)methyl-3-cephem-4-carboxylate (39 mg).

¹H-NMR(D₂O) δ 1.52-1.54 (6H, m), 1.95 (2H, tt, J=7.3Hz, 7.3Hz), 3.0-3.2 (4H, m), 3.16 and 3.38 (2H, ABq, J=17.7Hz), 3.68 (3H, s), 4.89 and 5.11 (2H, ABq, J=15.6Hz), 5.22 (1H, d, J=4.8Hz), 5.83 (1H, d, J=4.8Hz), 7.59 (1H, s) ESI-MS: m/z=636.3(M-H)⁻

Preparation 52

tert-Butyl 1-{N-formyl-N-[1-methyl-5-(tritylamino)-1H-pyrazol-4-yl]amino}ethylcarbamate

- 5 **[0193]** The title compound was obtained from N-[1-methyl-5-(tritylamino)-1H-pyrazol-4-yl]formamide and tert-butyl N-(2-bromoethyl)carbamate in the same manner as in Preparation 51.
 IR (KBr) 1709, 1670, 1170, 704 cm^{-1}
 $^1\text{H-NMR}$ (DMSO- d_6) δ 1.35 and 1.36 (9H, s), 2.65 and 2.75 (3H, s), 2.73-2.90 (4H, m), 5.45 and 6.02 (1H, s), 6.78 and 6.88 (1 H, t-like), 7.05-7.30 (15H, m), 7.31 and 7.57 (1 H, s)
 10 ESI-MS: $m/z=426.3$ ($\text{M}+\text{H}^+$), 548.3 ($\text{M}+\text{Na}^+$)

Example 29

- 15 7β -[(Z)-2-(5-Amino-1,2,4-thiadiazol-3-yl)-2-(1-carboxy-1-methylethoxyimino)acetamido]-3-{3-amino-4-[N-(2-aminoethyl)-N-formylamino]-2-methyl-1-pyrazolio)methyl-3-cephem-4-carboxylate

- [0194]** The title compound was obtained from benzhydryl 7β -[(Z)-2-(5-amino-1,2,4-thiadiazol-3-yl)-2-(1-tert-butoxycarbonyl-1-methylethoxyimino)acetamido]-3-chloromethyl-3-cephem-4-carboxylate and tert-butyl 2-{N-formyl-N-[1-methyl-5-(tritylamino)-1H-pyrazol-4-yl]amino}ethylcarbamate in the same manner as in Example 1.
 20 IR(KBr) 1770, 1675, 1653, 1597 cm^{-1}
 $^1\text{H-NMR}$ (DMSO- d_6) δ 1.53 (6H, s), 3.12-3.78 (4H, m), 3.77 and 3.78 (3H, s), 3.86-3.96 (2H, m), 5.00 and 5.19 (2H, ABq, $J=15.2\text{Hz}$), 5.28 (1 H, d, $J=4.8\text{Hz}$), 5.86 (1 H, d, $J=4.8\text{Hz}$), 8.15 and 8.18 (1 H, s), 8.19 and 8.33 (1 H, s) ESI-MS: $m/z=652.2$ ($\text{M}+\text{H}^+$)

25 Example 30

7β -[(Z)-2-(5-Amino-1,2,4-thiadiazol-3-yl)-2-(1-carboxy-1-methylethoxyimino)acetamido]-3-{3-amino-4-[(2-aminoethyl)amino]-2-methyl-1-pyrazolio)methyl-3-cephem-4-carboxylate

- 30 **[0195]** The title compound was obtained from 7β -[(Z)-2-(5-amino-1,2,4-thiadiazol-3-yl)-2-(1-carboxy-1-methylethoxyimino)acetamido]-3-{3-amino-4-[N-(2-aminoethyl)-N-formylamino]-2-methyl-1-pyrazolio)methyl-3-cephem-4-carboxylate in the same manner as in Example 28.
 IR(KBr) 1770, 1651, 1593 cm^{-1}
 $^1\text{H-NMR}$ (DMSO- d_6) δ 1.53 (3H, s), 1.59 (3H, s), 3.13-3.26 (4H, m), 3.26 and 3.39 (2H, ABq, $J=17.8\text{Hz}$), 3.68 (3H, s), 4.87 and 5.11 (2H, ABq, $J=15.7\text{Hz}$), 5.25 (1H, d, $J=4.8\text{Hz}$), 5.84 (1H, d, $J=4.8\text{Hz}$), 7.63 (1H, s)
 35 ESI-MS: $m/z=622.2$ ($\text{M}-\text{H}^-$)

Preparation 53

- 40 **[0196]** To a suspension of 1-methyl-1H-pyrazole-4,5-diamine sulfate (86 g) in tetrahydrofuran (1.3 L) was added triethylamine (117 ml), and then (2S)-4-[(tert-butoxycarbonyl)amino]-2-hydroxybutanoic acid (82.5 g) was added to the mixture. To the mixture were added 1-hydroxybenzotriazole (58.3 g) and N-(3-dimethylaminopropyl)-N'-ethylcarbodiimide hydrochloride (82.7 g) under ice-cooling. The reaction mixture was stirred at room temperature for 8 hours. To the reaction mixture were added ethyl acetate (1.3 L), saturated aqueous sodium hydrogen carbonate solution and sodium chloride, and the mixture was stirred for 30 minutes. The organic layer was separated, and the aqueous layer was extracted with ethyl acetate (1.0 L) six times. The extract was dried over anhydrous magnesium sulfate, filtered and concentrated in vacuo. The residue was purified by silica gel column chromatography eluting with ethyl acetate/tetrahydrofuran (1/1) to give tert-butyl {(3S)-4-[(5-amino-1-methyl-1H-pyrazol-4-yl)amino]-3-hydroxy-4-oxobutyl}carbamate (69.5g).
 45 $^1\text{H-NMR}$ (CDCl_3) δ 1.43 (9H, s), 1.6-1.9 (1H, m), 1.9-2.2 (1 H, m), 3.1-3.3 (1 H, m), 3.3-3.5 (1H, m), 3.65 (3H, s), 4.20 (1 H, dd, $J=3.6, 6.6\text{Hz}$), 4.7-5.3 (4H, m), 7.24 (1H, s), 8.58 (1H, s)
 50 $[\alpha]^{20}_{\text{D}}$ ($c=1.05$, CHCl_3) $=-27.06^\circ$

Preparation 54

- 55 **[0197]** To a solution of tert-butyl {(3S)-4-[(5-amino-1-methyl-1H-pyrazol-4-yl)amino]-3-hydroxy-4-oxobutyl}carbamate (68.51 g) in N,N-dimethylformamide (350 ml) was added chlorotriphenylmethane (67 g). To the mixture was dropwise added triethylamine (67 ml). The mixture was stirred at room temperature for 12 hours. The reaction mixture was dissolved

in dichloromethane (2 L). The solution was washed successively with water and brine. The extract was dried over anhydrous magnesium sulfate, filtered and concentrated in vacuo. The residue was triturated with acetonitrile and dried in vacuo to give tert-butyl ((3S)-3-hydroxy-4-[[1-methyl-5-(tritylamino)-1H-pyrazol-4-yl]amino]-4-oxobutyl)carbamate (64 g).

¹H-NMR(CDCl₃) δ 1.46 (9H, s), 1.3-1.6 (1H, m), 1.8-2.1 (1H, m), 2.95 (3H, s), 2.9-3.2 (1H, m), 3.3-3.6 (1H, m), 3.95 (1H, m), 4.53 (1H, d, J=4.5Hz), 4.74 (1H, s), 4.92 (1H, brs), 7.1-7.3 (15H, m), 7.39 (1H, s), 7.73 (1H, s) ESI-MS: m/z=638.2(M+H+Na⁺)

[α]_D²⁰(c=1.025, CHCl₃) = -36.5°

Example 31

[0198] To a solution of 4-methoxybenzyl 7β-[(Z)-2-(5-amino-1,2,4-thiadiazol-3-yl)-2-(1-tert-butoxycarbonyl-1-methylethoxyimino)acetamido]-3-chloromethyl-3-cephem-4-carboxylate (130 g) in N,N-dimethylformamide (400 ml) was added 1,3-bis(trimethylsilyl)urea (195 g), and the mixture was stirred at room temperature for 30 minutes. To the solution was added potassium iodide (44.4 g), and the mixture was stirred at room temperature for 30 minutes. To the reaction mixture was added tert-butyl ((3S)-3-hydroxy-4-[[1-methyl-5-(tritylamino)-1H-pyrazol-4-yl]amino]-4-oxobutyl)carbamate (106 g), and the whole mixture was stirred at 35°C for 22 hours. To the reaction mixture was added ethyl acetate (1.7 L), and the mixture was washed successively with water (1.6 L), 10% aqueous sodium trifluoroacetate solution (650 ml x 3) and brine (650 ml), dried over magnesium sulfate and filtered. The filtrate was concentrated to about 1 L in vacuo. The concentrate was poured into diisopropyl ether (3 L), and the resulting precipitate was collected by filtration and dried in vacuo. To a solution of the solid in methylene chloride (660 ml) were added anisole (220 ml) and trifluoroacetic acid (660 ml).

[0199] The resulting solution was stirred at room temperature for 4 hours and poured into diisopropyl ether (7 L). The resulting precipitate was collected by filtration and dried in vacuo to give a crude product (156.2 g). The crude product was dissolved in water (3.5 L). The solution was adjusted to about pH 3 with concentrated hydrochloric acid and chromatographed on Diaion® HP-20 (Mitsubishi Chemical Corporation) eluting with 20% aqueous 2-propanol. The eluate was concentrated to about 1.5 L in vacuo, and 2M aqueous sulfuric acid solution (33.18 ml) was added. The mixture was lyophilized. The lyophilized product (40 g) was dissolved in phosphate buffer (pH 7) and purified by preparative HPLC utilizing ODS column. The eluate containing a desired product was concentrated to about 30 ml in vacuo. The concentrate was adjusted to about pH 3 with concentrated hydrochloric acid and chromatographed on Diaion® HP-20 (Mitsubishi Chemical Corporation) eluting with 10% aqueous 2-propanol. The eluate was concentrated to about 1 L in vacuo, and 2M aqueous sulfuric acid solution was added (13.59 ml). The resulting solution was lyophilized to give 7β-[(Z)-2-(5-amino-1,2,4-thiadiazol-3-yl)-2-(1-carboxy-1-methylethoxyimino)acetamido]-3-{3-amino-4-[(2S)-4-amino-2-hydroxybutanoyl]amino}-2-methyl-1-pyrazolio)methyl-3-cephem-4-carboxylic acid hydrogen sulfate (20.82 g) as an amorphous solid.

¹H-NMR(D₂O) δ 1.61 (6H, s), 1.9-2.4 (2H, m), 3.20 (1H, d, J=17.6Hz), 3.0-3.3 (2H, m), 3.45 (1H, d, J=17.6Hz), 3.74 (3H, s), 4.47 (1H, dd, J=4, 6.3Hz), 5.06 (1H, d, J=15.7Hz), 5.25 (1H, d, J=4.8Hz), 5.28 (1H, d, J=15.7Hz), 5.87 (1H, d, J=4.8Hz), 8.07 (1H, s)

Preparation 55

[0200] To a suspension of 1-methyl-N⁵-trityl-1H-pyrazole-4,5-diamine (1.60 g) in ethanol (50 ml) were added triethylamine (0.627 ml) and diethyl squarate (0.858 ml), and the mixture was stirred at room temperature for 22 hours. To the reaction mixture were added ethyl acetate (200 ml) and hexane (100 ml), and the solution was washed successively with water, 5% aqueous citric acid solution and brine. The organic layer was dried over anhydrous sodium sulfate, filtered and concentrated in vacuo. The crystalline residue was washed with diethyl ether and dried in vacuo to give 3-ethoxy-4-[[1-methyl-5-(tritylamino)-1H-pyrazol-4-yl]amino]-3-cyclobutene-1,2-dione (1.45 g) as a solid.

¹H-NMR(CDCl₃) δ 1.42 (3H, br), 2.99 (3H, s), 4.41 (1H, brs), 4.69 (2H, q, J=7.2Hz), 6.40 (1H, br), 7.13-7.35 (16H, m)

Preparation 56

[0201] To a suspension of tert-butyl 2-aminoethylcarbamate (288 mg) and 3-ethoxy-4-[[1-methyl-5-(tritylamino)-1H-pyrazol-4-yl]amino]-3-cyclobutene-1,2-dione (718 mg) in ethanol (20 ml) was added triethylamine (0.209 ml), and the mixture was stirred under reflux for 4 hours. To the reaction mixture were added diethyl ether and hexane. The crystalline precipitate was collected by filtration and dried in vacuo to give tert-butyl 2-[(2-[[1-methyl-5-(tritylamino)-1H-pyrazol-4-yl]amino]-3,4-dioxocyclobut-1-en-1-yl)amino]ethylcarbamate (830 mg) as a solid.

¹H-NMR(CDCl₃) δ 1.40 (9H, s), 3.07-3.28 (5H, m), 3.38-3.67 (2H, m), 4.53-4.84 (1H, br), 4.84 (1H, br), 7.15-7.22 (6H, m), 7.23 (1H, s), 7.22-7.34 (9H, m)

Example 32

[0202] To a solution of benzhydryl 7β-[(Z)-2-(5-amino-1,2,4-thiadiazol-3-yl)-2-(1-tert-butoxycarbonyl-1-methylethoxyimino)acetamido]-3-iodomethyl-3-cephem-4-carboxylate (901 mg) in N,N-dimethylformamide (1.8 ml) was added N-(trimethylsilyl)acetamide (720 mg), and the mixture was stirred at room temperature for 1 hour. To, the reaction mixture was added a solution of tert-butyl 2-[(2-[[1-methyl-5-(tritylamino)-1H-pyrazol-4-yl]amino]-3,4-dioxocyclobut-1-en-1-yl)amino]ethylcarbamate (682 mg) in N,N-dimethylformamide (6.3 ml), and the whole mixture was stirred at 35-40°C for 7 hours. To the resulting reaction mixture was added ethyl acetate, and the precipitate was filtered off. The filtrate was washed successively with water and brine, dried over anhydrous sodium sulfate and filtered. The filtrate was concentrated to about 5 ml in vacuo. The concentrate was poured into diisopropyl ether (80 ml), and the resulting precipitate was collected by filtration and dried in vacuo. To a solution of the resulting solid in methylene chloride (2.6 ml) were added anisole (0.88 ml) and trifluoroacetic acid (2.6 ml). The resulting solution was stirred at room temperature for 3 hours and poured into diisopropyl ether (80 ml). The resulting precipitate was collected by filtration and dried in vacuo to give a crude product (580 mg), which was purified by preparative HPLC utilizing ODS column. The eluate containing a desired product was concentrated to about 30 ml in vacuo. The concentrate was adjusted to about pH 3 with concentrated hydrochloric acid and chromatographed on Diaion® HP-20 (Mitsubishi Chemical Corporation) eluting with 30% aqueous 2-propanol. The eluate was concentrated to about 10 ml in vacuo and lyophilized to give 3-[(3-amino-4-[(2-[(2-aminoethyl)amino]-3,4-dioxo-1-cyclobuten-1-yl)amino]-2-methyl-1-pyrazolio)methyl]-7β-[(Z)-2-(5-amino-1,2,4-thiadiazol-3-yl)-2-(1-carboxy-1-methylethoxyimino)acetamido]-3-cephem-4-carboxylate (22 mg) as an amorphous solid.

¹H-NMR(D₂O) δ 1.53 (3H, s), 1.54 (3H, s), 3.26-3.36 (1H, m), 3.27 (2H, t, J=5.7Hz), 3.58-3.69 (1H, m), 3.74 (3H, s), 3.86-4.03 (2H, m), 4.93 (1H, d, J=14.5Hz), 5.10 (1H, d, J=14.5Hz), 5.29 (1H, d, J=4.3Hz), 5.83 (1H, d, J=4.3Hz), 7.99 (1H, s)

Preparation 57

[0203] To a suspension of tert-butyl 3-aminopropylcarbamate (366 mg) and 3-ethoxy-4-[[1-methyl-5-(tritylamino)-1H-pyrazol-4-yl]amino]-3-cyclobutene-1,2-dione (670 mg) in ethanol (30 ml) was added triethylamine (0.195 ml), and the mixture was stirred under reflux for 3 hours. To the reaction mixture were added diethyl ether (40 ml) and hexane (10 ml). The crystalline precipitate was collected by filtration and dried in vacuo to give tert-butyl {3-[(2-[[1-methyl-5-(tritylamino)-1H-pyrazol-4-yl]amino]-3,4-dioxo-1-cyclobuten-1-yl)amino]propyl}carbamate (788 mg) as a solid.

¹H-NMR(CDCI₃) δ 1.43 (9H, s), 1.67 (2H, quintet, J=5.5Hz), 3.15 (2H, q, J=5.5Hz), 3.17 (3H, s), 3.60 (2H, q, J=5.5Hz), 4.82 (1H, brs), 4.86 (1H, t, J=5.5Hz), 5.44 (1H, br), 5.86 (1H, br), 7.13-7.33 (15H, m), 7.17 (1H, s)

Example 33

[0204] To a solution of benzhydryl 7β-[(Z)-2-(5-amino-1,2,4-thiadiazol-3-yl)-2-(1-tert-butoxycarbonyl-1-methylethoxyimino)acetamido]-3-iodomethyl-3-cephem-4-carboxylate (819 mg) in N,N-dimethylformamide (1.6 ml) was added N-(trimethylsilyl)acetamide (656 mg), and the mixture was stirred at room temperature for 40 minutes. To the reaction mixture was added a solution of tert-butyl {3-[(2-[[1-methyl-5-(tritylamino)-1H-pyrazol-4-yl]amino]-3,4-dioxo-1-cyclobuten-1-yl)amino]propyl}carbamate (637 mg) in N,N-dimethylformamide (3.2 ml), and the whole mixture was stirred at 35-40°C for 3.5 hours. To the resulting reaction mixture was added ethyl acetate (60 ml) and the precipitate was filtered off. The filtrate was washed successively with water (50 ml x 2) and brine (50 ml), dried over anhydrous sodium sulfate and filtered. The filtrate was concentrated to about 8 ml in vacuo. The concentrate was poured into diisopropyl ether (80 ml), and the resulting precipitate was collected by filtration and dried in vacuo. To a solution of the resulting solid in methylene chloride (2.4 ml) were added anisole (0.80 ml) and trifluoroacetic acid (1.6 ml). The resulting solution was stirred at room temperature for 3 hours and poured into diisopropyl ether (80 ml). The resulting precipitate was collected by filtration and dried in vacuo to give a crude product (565 mg), which was purified by preparative HPLC utilizing ODS column eluting with a mixture of acetonitrile and phosphate buffer (pH 5.5). The eluate containing a desired product was concentrated to about 20 ml in vacuo. The concentrate was desalted by preparative HPLC utilizing ODS column, and the fraction eluted with 8% acetonitrile/0.01 M hydrochloric acid was concentrated to about 10 ml in vacuo and lyophilized to give 3-[[3-amino-4-[(2-[(3-aminopropyl)amino]-3,4-dioxo-1-cyclobuten-1-yl)amino]-2-methyl-1-pyrazolio)methyl]-7β-[(Z)-2-(5-amino-1,2,4-thiadiazol-3-yl)-2-(1-carboxy-1-methylethoxyimino)acetamido]-3-cephem-4-carboxylate trihydrochloride (34 mg) as an amorphous solid.

¹H-NMR(D₂O) δ 1.62 (6H, s), 2.02 (2H, quintet, J=7.3Hz), 3.09 (2H, t, J=7.3Hz), 3.32 (1 H, d, J=17.5Hz), 3.54-3.65 (1 H, m), 3.67-3.78 (2H, m), 3.75 (3H, s), 4.93-5.23 (2H, m), 5.30 (1H, d, J=4.5Hz), 5.86 (1H, d, J=4.5Hz), 7.99 (1H, s)

Preparation 58

[0205] To a solution of 1,1'-(1,2-dioxo-1,2-ethanediyl)bis-1H-imidazole (761 mg) in N,N-dimethylformamide (8 ml) was added 1-methyl-N⁵-trityl-1H-pyrazole-4,5-diamine (709 mg) under ice-cooling, and the mixture was stirred at room temperature for 30 minutes. To the reaction mixture was added a solution of tert-butyl 2-aminoethylcarbamate (1.28 g) in N,N-dimethylformamide (2 ml), and the mixture was stirred at room temperature for 27 hours. To the reaction mixture was added ethyl acetate (50 ml). After the precipitate was filtered off, the filtrate was washed successively with water, 5% aqueous citric acid solution and brine. The organic layer was dried over anhydrous sodium sulfate, filtered and concentrated in vacuo. The crystalline residue was washed with a mixed solvent of diethyl ether and ethyl acetate and dried in vacuo to give tert-butyl {2-[(2-[[1-methyl-5-(tritylamino)-1H-pyrazol-4-yl]amino]-2-oxoacetyl)amino]ethyl}carbamate (823 mg) as a solid.

¹H-NMR(CDCl₃) δ 1.43 (9H, s), 2.97 (3H, s), 3.31 (2H, q, J=5.5Hz), 3.43 (2H, q, J=5.5Hz), 4.53 (1H, s), 4.84 (1H, brs), 7.10-7.30 (15H, m), 7.47 (1H, s), 7.67 (1H, brs), 8.20 (1H, brs)

Example 34

[0206] To a solution of 4-methoxybenzyl 7β-[(Z)-2-(5-amino-1,2,4-thiadiazol-3-yl)-2-(1-tert-butoxycarbonyl-1-methylethoxyimino)acetamido]-3-chloromethyl-3-cephem-4-carboxylate (618 mg) in N,N-dimethylformamide (1.5 ml) was added N-(trimethylsilyl)acetamide (656 mg), and the mixture was stirred at room temperature for 40 minutes. To the solution was added potassium iodide (232 mg), and the mixture was stirred at room temperature for 35 minutes. To the reaction mixture was added a solution of tert-butyl {2-[(2-[[1-methyl-5-(tritylamino)-1H-pyrazol-4-yl]amino]-2-oxoacetyl)amino]ethyl}carbamate (626 mg) in N,N-dimethylformamide (3 ml), and the whole mixture was stirred at 35-40°C for 24 hours. To the resulting reaction mixture was added ethyl acetate (50 ml), and the solution was washed successively with water (50 ml x 2), 10% aqueous sodium trifluoroacetate solution (50 ml x 2) and brine (50 ml), dried over anhydrous sodium sulfate and filtered. The filtrate was concentrated to about 10 ml in vacuo. The concentrate was poured into diisopropyl ether (60 ml), and the resulting precipitate was collected by filtration and dried in vacuo. To a solution of the solid in methylene chloride (2.9 ml) were added anisole (0.95 ml) and trifluoroacetic acid (2.9 ml). The resulting solution was stirred at room temperature for 4 hours and poured into diisopropyl ether (60 ml). The resulting precipitate was collected by filtration and dried in vacuo to give a crude product (770 mg), which was purified by preparative HPLC utilizing ODS column. The eluate containing a desired product was concentrated to about 30 ml in vacuo. The concentrate was adjusted to about pH 3 with concentrated hydrochloric acid and chromatographed on Diaion® HP-20 (Mitsubishi Chemical Corporation) eluting with 30% aqueous 2-propanol. The eluate was concentrated to about 10 ml in vacuo and lyophilized to give 3-[[3-amino-4-({2-[(2-aminoethyl)amino]-2-oxoacetyl)amino}-2-methyl-1-pyrazolio]methyl]-7β-[(Z)-2-(5-amino-1,2,4-thiadiazol-3-yl)-2-(1-carboxy-1-methylethoxyimino)acetamido]-3-cephem-4-carboxylate (31 mg) as an amorphous solid.

¹H-NMR(D₂O) δ 1.52 (3H, s), 1.53 (3H, s), 3.20 (1H, d, J=18.0Hz), 3.24 (2H, t, J=6.0Hz), 3.45 (1H, d, J=18.0Hz), 3.66 (2H, t, J=6.0Hz), 3.75 (3H, s), 5.02 (1H, d, J=15.5Hz), 5.21 (1H, d, J=15.5Hz), 5.25 (1H, d, J=5.0Hz), 5.85 (1H, d, J=5.0Hz), 8.14 (1H, s)

Preparation 59

[0207] To a suspension of phenyl [1-methyl-5-(tritylamino)-1H-pyrazol-4-yl]carbamate (711 mg) and tert-butyl 3-azetidinylicarbamate acetic acid salt (418 mg) in methylene chloride (8 ml) was added N-ethyldiisopropylamine (0.62 ml), and the mixture was stirred under reflux for 16 hours. To the reaction mixture was added methylene chloride, and the solution was washed successively with 10% aqueous citric acid solution, 10% aqueous sodium hydroxide solution and brine. The organic layer was dried over anhydrous magnesium sulfate, filtered and concentrated in vacuo. The residue was triturated with a mixed solvent of ethyl acetate and hexane to give tert-butyl [1-({[1-methyl-5-(tritylamino)-1H-pyrazol-4-yl]amino}carbonyl)-3-azetidinylicarbamate (735 mg) as a solid.

¹H-NMR(CDCl₃) δ 1.47 (9H, s), 2.92 (3H, s), 3.56 (2H, dd, J=7.5, 5.0Hz), 4.02 (2H, dd, J=7.5, 7.5Hz), 4.42 (1H, brs), 4.71 (1H, s), 4.74 (1H, s), 4.94 (1H, brs), 7.18-7.21 (7H, m), 7.25-7.32 (9H, m)

Example 35

[0208] To a solution of benzhydryl 7β-[(Z)-2-(5-amino-1,2,4-thiadiazol-3-yl)-2-(1-tert-butoxycarbonyl-1-methylethoxyimino)acetamido]-3-iodomethyl-3-cephem-4-carboxylate (819 mg) in N,N-dimethylformamide (2.4 ml) was added N-(trimethylsilyl)acetamide (655 mg), and the mixture was stirred at room temperature for 30 minutes. To the reaction mixture was added a solution of tert-butyl [1-({[1-methyl-5-(tritylamino)-1H-pyrazol-4-yl]amino}carbonyl)-3-azetidinylicarbamate (553 mg) in N,N-dimethylformamide (3 ml), and the whole mixture was stirred at room temperature for 3 hours, and then

stirred at 50°C for 1 hour. To the resulting reaction mixture were added ethyl acetate (50 ml) and water (50 ml). The aqueous layer was separated, and the organic layer was washed with water and brine, dried over anhydrous magnesium sulfate and filtered. The filtrate was concentrated to about 5 ml in vacuo. The concentrate was poured into diisopropyl ether (80 ml), and the resulting precipitate was collected by filtration and dried in vacuo. To a solution of the resulting solid in methylene chloride (2.1 ml) were added anisole (0.7 ml) and trifluoroacetic acid (2.1 ml). The resulting solution was stirred at room temperature for 4.5 hours and poured into diisopropyl ether (80 ml). The resulting precipitate was collected by filtration and dried in vacuo to give a crude product (521 mg), which was purified by preparative HPLC utilizing ODS column eluting with a mixture of acetonitrile and phosphate buffer (pH 5.5). The eluate containing a desired product was concentrated to about 20 ml in vacuo. The concentrate was desalted by preparative HPLC utilizing ODS column, and the fraction eluted with 7% acetonitrile/0.01 M hydrochloric acid was concentrated to about 10 ml in vacuo and lyophilized to give 3-[(3-amino-4-[(3-amino-1-azetidinyl)carbonyl]amino)-2-methyl-1-pyrazolio)methyl]-7β-[(Z)-2-(5-amino-1,2,4-thiadiazol-3-yl)-2-(1-carboxy-1-methylethoxyimino)acetamido]-3-cephem-4-carboxylate trihydrochloride (22 mg) as an amorphous solid.

¹H-NMR(D₂O) δ 1.62 (3H, s), 1.63 (3H, s), 3.25 (1H, d, J=17.9Hz), 3.50 (1H, d, J=17.9Hz), 3.72 (3H, s), 4.14 (2H, dd, J=9.6, 4.4Hz), 4.25 (1H, tt, J=7.8, 4.6Hz), 4.46 (2H, dd, J=9.6, 7.8Hz), 5.08 (1H, d, J=15.6Hz), 5.24 (1H, d, J=15.6Hz), 5.27 (1H, d, J=4.6Hz), 5.88 (1H, d, J=4.6Hz), 7.91 (1H, s)

Preparation 60

[0209] To a suspension of phenyl [1-methyl-5-(tritylamino)-1H-pyrazol-4-yl]carbamate (2.18 g) and tert-butyl 3-amino-1-azetidinecarboxylate (793 mg) in methylene chloride (20 ml) was added N-ethyldiisopropylamine (1.07 ml), and the mixture was stirred under reflux for 40 hours. To the reaction mixture was added methylene chloride, and the solution was washed successively with 10% aqueous citric acid solution, 10% aqueous sodium hydroxide solution and brine. The organic layer was dried over anhydrous magnesium sulfate, filtered and concentrated in vacuo. The residue was purified by column chromatography on silica gel eluting with 10% methanol/methylene chloride to give tert-butyl 3-[[[1-methyl-5-(tritylamino)-1H-pyrazol-4-yl]amino]carbonyl]amino]-1-azetidinecarboxylate (1.52 g) as a solid.

¹H-NMR(CDCl₃) δ 1.44 (9H, s), 3.03 (3H, s), 3.59 (2H, dd, J=9.2, 5.0Hz), 4.17 (2H, dd, J=9.2, 7.8Hz), 4.39-4.43 (3H, m), 4.64 (1H, brs), 7.18-7.21 (6H, m), 7.27 (1H, s), 7.29-7.32 (9H, m)

Example 36

[0210] To a solution of 4-methoxybenzyl 7β-[(Z)-2-(5-amino-1,2,4-thiadiazol-3-yl)-2-(1-tert-butoxycarbonyl-1-methylethoxyimino)acetamido]-3-chloromethyl-3-cephem-4-carboxylate (1.48 g) in N,N-dimethylformamide (3.0 ml) was added N-(trimethylsilyl)acetamide (1.42 g), and the mixture was stirred at room temperature for 30 minutes. To the solution was added potassium iodide (504 mg) and the mixture was stirred at room temperature for 30 minutes. To the reaction mixture was added a solution of tert-butyl 3-[[[1-methyl-5-(tritylamino)-1H-pyrazol-4-yl]amino]carbonyl]amino]-1-azetidinecarboxylate (1.20 g) in N,N-dimethylformamide (2.2 ml), and the whole mixture was stirred at 50°C for 16 hours. To the resulting reaction mixture was added ethyl acetate (200 ml), and the solution was washed successively with water (50 ml), 10% aqueous sodium trifluoroacetate solution (50 ml x 2) and brine (50 ml), dried over anhydrous sodium sulfate and filtered. The filtrate was concentrated to about 10 ml in vacuo. The concentrate was poured into diisopropyl ether (160 ml), and the resulting precipitate was collected by filtration and dried in vacuo. To a solution of the solid in methylene chloride (8.64 ml) were added anisole (2.88 ml) and trifluoroacetic acid (8.64 ml). The resulting solution was stirred at room temperature for 3 hours and poured into diisopropyl ether (160 ml). The resulting precipitate was collected by filtration and dried in vacuo to give a crude product (2.22 g), which was purified by preparative HPLC utilizing ODS column eluting with a mixture of acetonitrile and phosphate buffer (pH 5.5). The eluate containing a desired product was concentrated to about 20 ml in vacuo. The concentrate was desalted by preparative HPLC utilizing ODS column, and the fraction eluted with 8% aqueous acetonitrile was concentrated to about 10 ml in vacuo and lyophilized to give 3-[(3-amino-4-[(3-azetidinylamino)carbonyl]amino)-2-methyl-1-pyrazolio)methyl]-7β-[(Z)-2-(5-amino-1,2,4-thiadiazol-3-yl)-2-(1-carboxy-1-methylethoxyimino)acetamido]-3-cephem-4-carboxylate (220 mg) as an amorphous solid.

¹H-NMR(D₂O) δ 1.50 (3H, s), 1.51 (3H, s), 3.20 (1H, d, J=17.6Hz), 3.47 (1H, d, J=17.6Hz), 3.70 (3H, s), 4.18 (2H, dd, J=11.2, 7.6Hz), 4.31 (2H, dd, J=11.2, 8.3Hz), 4.68 (1H, tt, J=8.3, 7.6Hz), 4.94 (1H, d, J=15.6Hz), 5.15 (1H, d, J=15.6Hz), 5.23 (1H, d, J=4.8Hz), 5.83 (1H, d, J=4.8Hz), 7.87 (1H, s)

Preparation 61

[0211] To a suspension of phenyl (1-methyl-5-(tritylamino)-1H-pyrazol-4-yl]carbamate (786 mg) and tert-butyl 3-pyrrolidinyldicarbamate (373 mg) in methylene chloride (6 ml) was added N-ethyldiisopropylamine (0.43 ml), and the mixture was stirred under reflux for 10 hours. The reaction mixture was washed successively with 10% aqueous citric acid,

solution, brine and saturated aqueous sodium hydrogen carbonate solution. The organic layer was dried over anhydrous magnesium sulfate, filtered and concentrated in vacuo to give tert-butyl [1-([1-methyl-5-(tritylamino)-1H-pyrazol-4-yl] amino)carbonyl]-3-pyrrolidinyl]carbamate (730 mg) as a solid.

¹H-NMR(CDCl₃) δ 1.48 (9H, s), 1.82-1.88 (1 H, m), 2.12-2.18 (1 H, m), 2.89 (3H, s), 2.89-3.03 (1 H, m), 3.20-3.30 (2H, m), 3.38-3.43 (1H, m), 4.22 (1H, br), 4.69 (1H, br), 4.88 (1H, brs), 4.96 (1H, brs), 7.18-7.27 (16H, m)

Example 37

[0212] To a solution of benzhydryl 7β-[(Z)-2-(5-amino-1,2,4-thiadiazol-3-yl)-2-(1-tert-butoxycarbonyl-1-methylethoxyimino)acetamido]-3-iodomethyl-3-cephem-4-carboxylate (819 mg) in N,N-dimethylformamide (2.4 ml) was added N-(trimethylsilyl)acetamide (655 mg), and the mixture was stirred at room temperature for 30 minutes. To the reaction mixture was added a solution of tert-butyl [1-([1-methyl-5-(tritylamino)-1H-pyrazol-4-yl] amino)carbonyl]-3-pyrrolidinyl]carbamate (567 mg) in N,N-dimethylformamide (3.0 ml). The whole mixture was stirred at room temperature for 3 hours. To the resulting reaction mixture were added ethyl acetate (100 ml) and water (50 ml). The aqueous layer was separated, and the organic layer was washed successively with 10% aqueous sodium trifluoroacetate solution, 10% aqueous sodium thiosulfate solution and brine, dried over sodium sulfate and filtered. The filtrate was concentrated to about 2.5 ml in vacuo. The concentrate was poured into diisopropyl ether (80 ml), and the resulting precipitate was collected by filtration and dried in vacuo. To a solution of the resulting solid in methylene chloride (2.55 ml) were added anisole (0.85 ml) and trifluoroacetic acid (2.55 ml), and the mixture was stirred at room temperature for 3 hours. The reaction mixture was poured into diisopropyl ether (80 ml), and the resulting precipitate was collected by filtration and dried in vacuo to give a crude product (608 mg), which was purified by preparative HPLC utilizing ODS column eluting with a mixture of acetonitrile and phosphate buffer (pH 5.5). The eluate containing a desired product was concentrated to about 20 ml in vacuo. The concentrate was desalted by preparative HPLC utilizing ODS column, and the fraction eluted with 7% acetonitrile/0.01 M hydrochloric acid was concentrated to about 10 ml in vacuo and lyophilized to give 3-[(3-amino-4-[(3-amino-1-pyrrolidihyl)carbonyl]amino)-2-methyl-1-pyrazolio)methyl]-7β-[(Z)-2-(5-amino-1,2,4-thiadiazol-3-yl)-2-(1-carboxy-1-methylethoxyimino)acetamido]-3-cephem-4-carboxylate trihydrochloride (31 mg) as an amorphous solid.

¹H-NMR(D₂O) δ 1.61 (3H, s), 1.61 (3H, s), 2.13-2.27 (1H, m), 2.39-2.54 (1H, m), 3.29 (1H, d, J=18.1Hz), 3.51 (1H, d, J=18.1Hz), 3.55-3.68 (3H, m), 3.73 (3H, s), 3.80 (1H, dd, J=11.5, 6.0Hz), 4.01-4.11 (1H, m), 5.20 (1 H, d, J=16.0Hz), 5.24 (1H, d, J=16.0Hz), 5.28 (1H, d, J=4.8Hz), 5.89 (1H, d, J=4.8Hz), 7.91 (1H, s)

Preparation 62

[0213] To a suspension of phenyl [1-methyl-5-(tritylamino)-1H-pyrazol-4-yl]carbamate (711 mg) and tert-butyl 3-amino-1-pyrrolidinecarboxylate (372 mg) in methylene chloride (15 ml) was added N-ethyldiisopropylamine (0.51 ml), and the mixture was stirred under reflux for 17 hours. The reaction mixture was washed successively with 10% aqueous citric acid solution, brine and saturated aqueous sodium hydrogen carbonate solution. The organic layer was dried over anhydrous magnesium sulfate, filtered and concentrated in vacuo. The residue was purified by column chromatography on silica gel eluting with 10% methanol/methylene chloride to give tert-butyl 3-([1-methyl-5-(tritylamino)-1H-pyrazol-4-yl] amino)carbonyl]amino]-1-pyrrolidinecarboxylate (511 mg) as a solid.

¹H-NMR(CDCl₃) δ 1.46 (9H, s), 1.66-1.74 (1H, m), 2.04-2.11 (1H, m), 2.97 (3H, s), 3.05-3.11 (1H, m), 3.30-3.43 (2H, m), 3.53-3.58 (1H, m), 4.16-4.23 (2H, m), 4.45 (1H, brs), 4.74 (1H, br), 7.18-7.20 (6H, m), 7.28-7.30 (10H, m)

Example 38

[0214] To a solution of benzhydryl 7β-[(Z)-2-(5-amino-1,2,4-thiadiazol-3-yl)-2-(1-tert-butoxycarbonyl-1-methylethoxyimino)acetamido]-3-iodomethyl-3-cephem-4-carboxylate (707 mg) in N,N-dimethylformamide (2.1 ml) was added N-(trimethylsilyl)acetamide (566 mg), and the mixture was stirred at room temperature for 30 minutes. To the reaction mixture was added a solution of tert-butyl 3-([1-methyl-5-(tritylamino)-1H-pyrazol-4-yl] amino)carbonyl] amino]-1-pyrrolidinecarboxylate (490 mg) in N,N-dimethylformamide (2.0 ml). The whole mixture was stirred at room temperature for 3 hours. To the resulting reaction mixture were added ethyl acetate (100 ml) and water (50 ml). The aqueous layer was separated, and the organic layer was washed successively with 10% aqueous sodium trifluoroacetate solution, 10% aqueous sodium thiosulfate solution and brine, dried over sodium sulfate and filtered. The filtrate was concentrated to about 3 ml in vacuo. The concentrate was poured into diisopropyl ether (80 ml), and the resulting precipitate was collected by filtration and dried in vacuo. To a solution of the resulting solid in methylene chloride (1.83 ml) were added anisole (0.61 ml) and trifluoroacetic acid (1.83 ml), and the mixture was stirred at room temperature for 5 hours. The reaction mixture was poured into diisopropyl ether (80 ml), and the resulting precipitate was collected by filtration and dried in vacuo to give a crude product (440 mg), which was purified by preparative HPLC utilizing ODS column. The eluate containing desired products was concentrated to about 30 ml in vacuo. The concentrate was adjusted to about pH 3 with concentrated

hydrochloric acid and, chromatographed on Diaion® HP-20 (Mitsubishi Chemical Corporation) eluting with 30% aqueous 2-propanol. The eluate was concentrated to about 30 ml in vacuo and lyophilized to give 3-[(3-amino-2-methyl-4-[(3-pyrrolidinylamino)carbonyl]amino)-1-pyrazolio)methyl]-7β-[(Z)-2-(5-amino-1,2,4-thiadiazol-3-yl)-2-(1-carboxy-1-methylethoxyimino)acetamido]-3-cephem-4-carboxylate (18 mg) as an amorphous solid.

¹H-NMR(D₂O) δ 1.54 (3H, s), 1.55 (3H, s), 2.00-2.10 (1H, m), 2.30-2.40 (1H, m), 3.23 (0.5H, d, J=17.9Hz), 3.24 (0.5H, d, J=17.9Hz), 3.27-3.34 (1H, m), 3.34-3.43 (1H, m), 3.45-3.57 (3H, m), 3.72 (3H, s), 4.36-4.46 (1H, m), 4.95 (0.5H, d, J=15.1Hz), 4.96 (0.5H, d, J=15.6Hz), 5.17 (1H, d, J=15.6Hz), 5.26 (1H, d, J=5.0Hz), 5.85 (1H, a, J=5.0Hz), 7.88 (1H, s)

Preparation 63

[0215] To a suspension of tert-butyl {2-[(1-methyl-5-(tritylamino)-1H-pyrazol-4-yl)amino]carbonyl}amino-ethyl}carbamate (10.8 g) in methanol (50 ml) was added 4M hydrogen chloride solution in dioxane (50 ml). The mixture was stirred at room temperature for 3 hours. The solvent was concentrated in vacuo, and the residue was triturated with ethyl acetate and dried in vacuo to give N-(2-aminoethyl)-N'-(5-amino-1-methyl-1H-pyrazol-4-yl)urea trihydrochloride (5.6 g) as a solid.

¹H-NMR(DMSO-d₆) δ 2.84-2.87 (2H, m), 3.30 (2H, brs), 3.71 (3H, s), 6.57 (1H, br), 7.91 (1H, s), 8.05 (4H, br), 8.55 (1H, br)

Preparation 64

[0216] To a solution of N-(2-aminoethyl)-N'-(5-amino-1-methyl-1H-pyrazol-4-yl)urea trihydrochloride (3.1 g) and triethylamine (4.6 g) in chloroform (100 ml) was added di-tert-butyl {[(trifluoromethyl)sulfonyl]imino-methylene}biscarbamate (5.9 g). The mixture was stirred at room temperature for 90 minutes. The reaction mixture was washed successively with 10% aqueous citric acid solution, brine and saturated aqueous sodium hydrogen carbonate solution. The organic layer was dried over anhydrous magnesium sulfate, filtered and concentrated in vacuo. The residue was triturated with ethyl acetate to give di-tert-butyl ((Z)-{2-[(5-amino-1-methyl-1H-pyrazol-4-yl)amino]carbonyl}amino-ethyl)amino}methylidene}biscarbamate (4.3 g) as a solid.

¹H-NMR (DMSO-d₆) δ 1.39 (9H, s), 1.48 (9H, s), 3.18 (2H, q, J=6.0Hz), 3.35 (2H, br), 3.49 (3H, s), 4.77 (1H, brs), 6.05 (1H, br), 6.97 (1H, s), 7.19 (1H, brs), 8.36 (1H, t, J=5.5Hz), 11.49 (1H, brs)

Preparation 65

[0217] To a solution of di-tert-butyl ((Z)-{2-[(5-amino-1-methyl-1H-pyrazol-4-yl)amino]carbonyl}amino-ethyl)amino}methylidene}biscarbamate (2.2 g) and triethylamine (0.6 g) in chloroform (30 ml) was added trityl chloride (1.7 g), and the mixture was stirred at room temperature for 14 hours. The reaction mixture was washed successively with 10% aqueous citric acid solution, brine and saturated aqueous sodium hydrogen carbonate solution. The organic layer was dried over anhydrous magnesium sulfate, filtered and concentrated in vacuo. The residue was triturated with ethyl acetate to give di-tert-butyl [(Z)-{2-[(1-methyl-5-(tritylamino)-1H-pyrazol-4-yl)amino]carbonyl}amino-ethyl)amino}methylidene}biscarbamate (1.9 g) as a solid.

¹H-NMR(DMSO-d₆) δ 1.39 (9H, s), 1.47 (9H, s), 2.72 (3H, s), 3.09-3.10 (2H, m), 3.31-3.34 (2H, m), 5.69 (1H, s), 6.10 (1H, br), 6.77 (1H, brs), 7.02 (1H, s), 7.14-7.16 (6H, m), 7.22-7.27 (9H, m), 8.36 (1H, t, J=5.5Hz), 11.51, (1H, brs)

Example 39

[0218] To a solution of benzhydryl 7β-[(Z)-2-(5-amino-1,2,4-thiadiazol-3-yl)-2-(1-tert-butoxycarbonyl-1-methylethoxyimino)acetamido]-3-iodomethyl-3-cephem-4-carboxylate (820 mg) in N,N-dimethylformamide (1.4 ml) was added N-(trimethylsilyl)acetamide (656 mg), and the mixture was stirred at room temperature for 30 minutes. To the reaction mixture were added di-tert-butyl [(Z)-{2-[(1-methyl-5-(tritylamino)-1H-pyrazol-4-yl)amino]carbonyl}amino-ethyl)amino}methylidene}biscarbamate (820 mg) and N,N-dimethylformamide (2.0 ml). The whole mixture was stirred at room temperature for 3 hours. To the resulting reaction mixture were added ethyl acetate (100 ml) and water (50 ml). The aqueous layer was separated, and the organic layer was washed successively with 10% aqueous sodium trifluoroacetate solution, 10% aqueous sodium thiosulfate solution and brine, dried over sodium sulfate and filtered. The filtrate was concentrated to about 5 ml in vacuo. The concentrate was poured into diisopropyl ether (120 ml), and the resulting precipitate was collected by filtration and dried in vacuo. To a solution of the resulting solid in methylene chloride (3.0 ml) were added anisole (1.0 ml) and trifluoroacetic acid (2.0 ml), and the mixture was stirred at room temperature for 4 hours. The reaction mixture was poured into diisopropyl ether (100 ml), and the resulting precipitate was collected by filtration and dried in vacuo to give a crude product (740 mg), which was purified by preparative HPLC utilizing ODS column. The eluate containing a desired product was concentrated to about 30 ml in vacuo. The concentrate was adjusted to about pH 3 with concentrated hydrochloric acid and chromatographed on Diaion® HP-20 (Mitsubishi Chemical Corporation) eluting

with 30% aqueous 2-propanol. The eluate was concentrated to about 30 ml in vacuo and lyophilized to give 3-([3-amino-4-((2-guanidinoethyl)amino)carbonyl]amino)-2-methyl-1-pyrazololmethyl)-7β-[(Z)-2-(5-amino-1,2,4-thiadiazol-3-yl)-2-(1-carboxy-1-methylethoxyimino)acetamido]-3-cephem-4-carboxylate (70 mg) as an amorphous solid.

¹H-NMR(D₂O) δ 1.55 (3H, s), 1.56 (3H, s), 3.24 (1H, d, J=17.6Hz), 3.28-3.40 (4H, m), 3.52 (1H, d, J=17.6Hz), 3.73 (3H, s), 4.97 (1H, d, J=15.4Hz), 5.16 (1H, d, J=15.4Hz), 5.27 (1H, d, J=4.8Hz), 5.84 (1H, d, J=4.8Hz), 7.87 (1H, s)

Preparation 66

[0219] To a suspension of phenyl [1-methyl-5-(tritylamino)-1H-pyrazol-4-yl]carbamate (950 mg) and tert-butyl (3S)-3-pyrrolidinylcarbamate (560 mg) in methylene chloride (20 ml) was added N-ethyldiisopropylamine (390 mg), and the mixture was stirred under reflux for 23 hours. The reaction mixture was washed successively with 10% aqueous citric acid solution, brine and saturated aqueous sodium hydrogen carbonate solution. The organic layer was dried over anhydrous magnesium sulfate, filtered and concentrated in vacuo. The residue was purified by column chromatography on silica gel eluting with 4% methanol/chloroform to give tert-butyl [(3S)-1-([1-methyl-5-(tritylamino)-1H-pyrazol-4-yl]amino)carbonyl]-3-pyrrolidinylcarbamate (680 mg) as a solid.

¹H-NMR(CDCl₃) δ 1.48 (9H, s), 1.82-1.88 (1H, m), 2.12-2.18 (1H, m), 2.89 (3H, s), 2.89-3.03 (1H, m), 3.20-3.30 (2H, m), 3.38-3.43 (1H, m), 4.22 (1H, br), 4.69 (1H, br), 4.88 (1H, brs), 4.96 (1H, brs), 7.18-7.27 (16H, m)

Example 40

[0220] To a solution of benzhydryl 7β-[(Z)-2-(5-amino-1,2,4-thiadiazol-3-yl)-2-(1-tert-butoxycarbonyl-1-methylethoxyimino)acetamido]-3-iodomethyl-3-cephem-4-carboxylate (820 mg) in N,N-dimethylformamide (2.4 ml) was added N-(trimethylsilyl)acetamide (656 mg), and the mixture was stirred at room temperature for 30 minutes. To the reaction mixture was added tert-butyl [(3S)-1-([1-methyl-5-(tritylamino)-1H-pyrazol-4-yl]amino)carbonyl]-3-pyrrolidinylcarbamate (680 mg). The whole mixture was stirred at room temperature for 3 hours. To the resulting reaction mixture were added ethyl acetate (80 ml) and water (50 ml). The aqueous layer was separated, and the organic layer was washed successively with 10% aqueous sodium trifluoroacetate solution, 10% aqueous sodium thiosulfate solution and brine, dried over sodium sulfate and filtered. The filtrate was concentrated to about 5 ml in vacuo. The concentrate was poured into diisopropyl ether (120 ml), and the resulting precipitate was collected by filtration and dried in vacuo. To a solution of the resulting solid in methylene chloride (3.0 ml) were added anisole (1.0 ml) and trifluoroacetic acid (2.0 ml), and the mixture was stirred at room temperature for 4 hours. The reaction mixture was poured into diisopropyl ether (100 ml), and the resulting precipitate was collected by filtration and dried in vacuo to give a crude product (690 mg), which was purified by preparative HPLC utilizing ODS column. The eluate containing a desired product was concentrated to about 30 ml in vacuo. The concentrate was adjusted to about pH 3 with concentrated hydrochloric acid and chromatographed on Diaion® HP-20 (Mitsubishi Chemical Corporation) eluting with 30% aqueous 2-propanol. The eluate was concentrated to about 30 ml in vacuo and lyophilized to give 3-([3-amino-4-((3S)-3-amino-1-pyrrolidinyl)carbonyl]amino)-2-methyl-1-pyrazololmethyl)-7β-[(Z)-2-(5-amino-1,2,4-thiadiazol-3-yl)-2-(1-carboxy-1-methylethoxyimino)acetamido]-3-cephem-4-carboxylate (60 mg) as an amorphous solid.

¹H-NMR(D₂O) δ 1.52 (6H, s), 2.13-2.27 (1H, m), 2.38-2.53 (1H, m), 3.20 (1H, d, J=17.4Hz), 3.46 (1H, d, J=17.4Hz), 3.54-3.67 (3H, m), 3.73 (3H, s), 3.79 (1H, dd, J=11.5, 6.0Hz), 4.00-4.10 (1H, m), 4.97 (1H, d, J=15.4Hz), 5.16 (1H, d, J=15.4Hz), 5.25 (1H, d, J=4.8Hz), 5.83 (1H, d, J=4.8Hz), 7.85 (1H, s)

Preparation 67

[0221] To a suspension of phenyl [1-methyl-5-(tritylamino)-1H-pyrazol-4-yl]carbamate (950 mg) and tert-butyl (3R)-3-pyrrolidinylcarbamate (560 mg) in methylene chloride (20 ml) was added N-ethyldiisopropylamine (390 mg), and the mixture was stirred under reflux for 23 hours. The reaction mixture was washed successively with 10% aqueous citric acid solution, brine and saturated aqueous sodium hydrogen carbonate solution. The organic layer was dried over anhydrous magnesium sulfate, filtered and concentrated in vacuo. The residue was purified by column chromatography on silica gel eluting with 4% methanol/chloroform to give tert-butyl [(3R)-1-([1-methyl-5-(tritylamino)-1H-pyrazol-4-yl]amino)carbonyl]-3-pyrrolidinylcarbamate (700 mg) as a solid.

¹H-NMR(CDCl₃) δ 1.48 (9H, s), 1.82-1.88 (1H, m), 2.12-2.18 (1H, m), 2.89 (3H, s), 2.89-3.03 (1H, m), 3.20-3.30 (2H, m), 3.38-3.43 (1H, m), 4.22 (1H, br), 4.69 (1H, br), 4.88 (1H, brs), 4.96 (1H, brs), 7.18-7.27 (16H, m)

Example 41

[0222] To a solution of benzhydryl 7β-[(Z)-2-(5-amino-1,2,4-thiadiazol-3-yl)-2-(1-tert-butoxycarbonyl-1-methylethoxyimino)acetamido]-3-iodomethyl-3-cephem-4-carboxylate (820 mg) in N,N-dimethylformamide (2.4 ml) was added N-(tri-

methylsilyl)acetamide (656 mg), and the mixture was stirred at room temperature for 30 minutes. To the reaction mixture was added tert-butyl [(3R)-1-({[1-methyl-5-(tritylamino)-1H-pyrazol-4-yl]amino}carbonyl)-3-pyrrolidinyl]carbamate (680 mg). The whole mixture was stirred at room temperature for 3 hours. To the resulting reaction mixture were added ethyl acetate (80 ml) and water (50 ml). The aqueous layer was separated, and the organic layer was washed successively with 10% aqueous sodium trifluoroacetate solution, 10% aqueous sodium thiosulfate solution and brine, dried over sodium sulfate and filtered. The filtrate was concentrated to about 5 ml in vacuo. The concentrate was poured into diisopropyl ether (120 ml), and the resulting precipitate was collected by filtration and dried in vacuo. To a solution of the resulting solid in methylene chloride (3.0 ml) were added anisole (1.0 ml) and trifluoroacetic acid (2.0 ml), and the mixture was stirred at room temperature for 4 hours. The reaction mixture was poured into diisopropyl ether (100 ml), and the resulting precipitate was collected by filtration and dried in vacuo to give a crude product (760 mg), which was purified by preparative HPLC utilizing ODS column. The eluate containing a desired product was concentrated to about 30 ml in vacuo. The concentrate was adjusted to about pH 3 with concentrated hydrochloric acid and chromatographed on Diaion® HP-20 (Mitsubishi Chemical Corporation) eluting with 30% aqueous 2-propanol. The eluate was concentrated to about 30 ml in vacuo and lyophilized to give 3-[[3-amino-4-({[(3R)-3-amino-1-pyrrolidinyl]carbonyl)amino]-2-methyl-1-pyrazolio]methyl]-7β-[(Z)-2-(5-amino-1,2,4-thiadiazol-3-yl)-2-(1-carboxy-1-methylethoxyimino) acetamido]-3-cephem-4-carboxylate (68 mg) as an amorphous solid.

¹H-NMR (D₂O) δ 1.52 (6H, s), 2.13-2.27 (1H, m), 2.38-2.53 (1H, m), 3.20 (1H, d, J=17.6Hz), 3.47 (1H, d, J=17.6Hz), 3.56-3.66 (3H, m), 3.73 (3H, s), 3.79 (1H, dd, J=11.0, 6.0Hz), 4.00-4.10 (1H, m), 4.96 (1H, d, J=15.1Hz), 5.15 (1H, d, J=15.1Hz), 5.26 (1H, d, J=4.8Hz), 5.83 (1H, d, J=4.8Hz), 7.84 (1H, s)

Preparation 68

[0223] To a suspension of phenyl (5-amino-1-methyl-1H-pyrazol-4-yl)carbamate (1.86 g) and (3S)-1-benzyl-3-pyrrolidinamine (2.0 g) in chloroform (50 ml) was added N-ethyldiisopropylamine (3.1 g), and the mixture was stirred under reflux for 19 hours. The reaction mixture was concentrated in vacuo to give crude (S)-5-amino-4-[3-(1-benzyl-3-pyrrolidinyl)ureido]-1-methyl-1H-pyrazole as a solid. A solution of the crude product in acetic acid was treated with palladium black (3 ml) under a hydrogen atmosphere at room temperature for 24 hours. After the catalyst was filtered off, the filtrate was concentrated in vacuo, and the residue was dissolved in saturated aqueous sodium hydrogen carbonate solution (100 ml). To the solution was added a solution of di-tert-butyl dicarbonate (5.0 g) in tetrahydrofuran (40 ml), and the mixture was stirred at room temperature for 5 hours. The reaction mixture was extracted with chloroform. The organic layer was dried over anhydrous magnesium sulfate, filtered and concentrated in vacuo. The residue was triturated with diethyl ether to give tert-butyl (3S)-3-({[(5-amino-1-methyl-1H-pyrazol-4-yl)amino]carbonyl}amino)-1-pyrrolidinecarboxylate (1.9 g) as a solid.

¹H-NMR(DMSO-d₆) δ 1.40 (9H, s), 1.70-1.76 (1H, m), 1.95-2.02 (1H, m), 3.01-3.05 (1H, m), 3.24-3.34 (2H, m), 3.38-3.45 (1H, m), 3.50 (3H, s), 4.06-4.11 (1H, m), 4.78 (2H, brs), 6.19 (1H, brs), 6.97 (1H, s), 7.09 (1H, brs)

Preparation 69

[0224] To a solution of tert-butyl (3S)-3-({[(5-amino-1-methyl-1H-pyrazol-4-yl)amino]carbonyl}amino)-1-pyrrolidinecarboxylate (1.8 g) and N-ethyldiisopropylamine (720 mg) in chloroform (50 ml) was added trityl chloride (1.6 g), and the mixture was stirred at room temperature for 28 hours. The reaction mixture was washed successively with 10% aqueous citric acid solution, brine and saturated aqueous sodium hydrogen carbonate solution. The organic layer was dried over anhydrous magnesium sulfate, filtered and concentrated in vacuo. The residue was purified by column chromatography on silica gel eluting with 3% methanol/chloroform to give tert-butyl (3S)-3-({[(1-methyl-5-(tritylamino)-1H-pyrazol-4-yl]amino}carbonyl)amino)-1-pyrrolidinecarboxylate (1.7 g) as a solid.

¹H-NMR(CDCl₃) δ 1.46 (9H, s), 1.66-1.74 (1H, m), 2.04-2.11 (1H, m), 2.97 (3H, s), 3.05-3.11 (1H, m), 3.30-3.43 (2H, m), 3.53-3.58 (1H, m), 4.16-4.23 (2H, m), 4.45 (1H, brs), 4.74 (1H, br), 7.18-7.20 (6H, m), 7.28-7.30 (10H, m)

Example 42

[0225] To a solution of benzhydryl 7β-[(Z)-2-(5-amino-1,2,4-thiadiazol-3-yl)-2-(1-tert-butoxycarbonyl-1-methylethoxyimino)acetamido]-3-iodomethyl-3-cephem-4-carboxylate (820 mg) in N,N-dimethylformamide (2.4 ml) was added N-(trimethylsilyl)acetamide (656 mg), and the mixture was stirred at room temperature for 30 minutes. To the reaction mixture was added tert-butyl (3S)-3-({[(1-methyl-5-(tritylamino)-1H-pyrazol-4-yl]amino}carbonyl)amino)-1-pyrrolidinecarboxylate (680 mg). The whole mixture was stirred at room temperature for 3 hours. To the resulting reaction mixture were added ethyl acetate (80 ml) and water (50 ml). The aqueous layer was separated, and the organic layer was washed successively with 10% aqueous sodium trifluoroacetate solution, 10% aqueous sodium thiosulfate solution and brine, dried over sodium sulfate and filtered. The filtrate was concentrated to about 5 ml in vacuo. The concentrate was poured into

diisopropyl ether (120 ml), and the resulting precipitate was collected by filtration and dried in vacuo. To a solution of the resulting solid in methylene chloride (3.0 ml) were added anisole (1.0 ml) and trifluoroacetic acid (2.0 ml), and the mixture was stirred at room temperature for 5 hours. The reaction mixture was poured into diisopropyl ether (100 ml), and the resulting precipitate was collected by filtration and dried in vacuo to give a crude product (870 mg), which was purified by preparative HPLC utilizing ODS column. The eluate containing a desired product was concentrated to about 30 ml in vacuo. The concentrate was adjusted to about pH 3 with concentrated hydrochloric acid and chromatographed on Diaion® HP-20 (Mitsubishi Chemical Corporation) eluting with 30% aqueous 2-propanol. The eluate was concentrated to about 30 ml in vacuo and lyophilized to give 3-[[3-amino-2-methyl-4-({[(3S)-3-pyrrolidinylamino]carbonyl)-amino]-1-pyrazolio]methyl]-7β-[(Z)-2-(5-amino-1,2,4-thiadiazol-3-yl)-2-(1-carboxy-1-methylethoxyimino)-acetamido]-3-cephem-4-carboxylate (68 mg) as an amorphous solid.

¹H-NMR(D₂O) δ 1.52 (3H, s), 1.53 (3H, s), 2.00-2.09 (1 H, m), 2.28-2.38 (1 H, m), 3.22 (1 H, d, J=17.4Hz), 3.29 (1H, dd, J=12.4, 4.6Hz), 3.34-3.42 (1 H, m), 3.44-3.54 (3H, m), 3.71 (3H, s), 4.36-4.43 (1H, m), 4.95 (1H, d, J=15.6Hz), 5.15 (1H, d, J=15.6Hz), 5.25 (1H, d, J=4.6Hz), 5.84 (1H, d, J=4.6Hz), 7.87 (1H, s)

Preparation 70

[0226] To a suspension of 4-[(tert-butoxycarbonyl)amino]butanoic acid (2.13 g) in dichloromethane (40 ml) was added 1-hydroxybenzotriazole (HOBT) (1.41 g) and N-(3-dimethylaminopropyl)-N'-ethylcarbodiimide hydrochloride (WSCD HCl) (3.65 g), and the mixture was stirred for 1 hour. To the solution were added 1-methyl-1 H-pyrazole-4,5-diamine sulfate (2 g) and N,N-diisopropylethylamine (3.32 ml). The reaction mixture was stirred for 18 hours. To the resulting solution were added brine and saturated aqueous sodium hydrogen carbonate solution, and the mixture was extracted with ethyl acetate. The aqueous layer was extracted with tetrahydrofuran/ethyl acetate = 1/1 twice. The extract was dried over anhydrous magnesium sulfate, filtered and concentrated in vacuo. To the residue was added pyridine (40 ml), and then added chlorotriphenylmethane (5.3 g). The mixture was stirred at 65°C for 6 hours. The mixture was dissolved in ethyl acetate. The solution was washed successively with water, 10% aqueous citric acid solution, water and brine. The extract was dried over anhydrous magnesium sulfate, filtered and concentrated in vacuo. The residue was purified by column chromatography on silica gel eluting with 60% ethyl acetate/dichloromethane to give tert-butyl (4-[[1-methyl-5-(tritylamino)-1H-pyrazol-4-yl]amino]-4-oxobutyl)carbamate (2.01 g).

¹H-NMR(CDCl₃) δ 1.44 (9H, s), 1.67 (2H, tt, J=6.7, 6.7Hz), 1.92 (2H, t, J=6.7Hz), 2.90 (3H, s), 3.09 (2H, dt, J=6.7, 6.7Hz), 4.50 (1H, s), 4.71 (1 H, t, J=6.7Hz), 6.53 (1 H, s), 7.0-7.35 (16H, m), 7.56 (1 H, s)

Example 43

[0227] To a solution of benzhydryl 7β-[(Z)-2-(5-amino-1,2,4-thiadiazol-3-yl)-2-(1-tert-butoxycarbonyl-1-methylethoxyimino)acetamido]-3-iodomethyl-3-cephem-4-carboxylate (2 g) in N,N-dimethylformamide (6 ml) was added N-(trimethylsilyl)acetamide (1.77 g), and the mixture was stirred at room temperature for 30 minutes. To the reaction mixture was added tert-butyl (4-[[1-methyl-5-(tritylamino)-1H-pyrazol-4-yl]amino]-4-oxobutyl)carbamate (1.98 g), and the whole mixture was stirred at 35°C for 30 hours. To the resulting reaction mixture was added ethyl acetate, and the solution was washed successively with water, 10% aqueous sodium trifluoroacetate solution and brine, dried over magnesium sulfate and filtered. The filtrate was concentrated to about 25 ml in vacuo. The concentrate was poured into diisopropyl ether (150 ml), and the resulting precipitate was collected by filtration and dried in vacuo. To a solution of the solid in methylene chloride (5 ml) were added anisole (1.5 ml) and trifluoroacetic acid (5 ml). The resulting solution was stirred at room temperature for 4 hours and poured into diisopropyl ether. The resulting precipitate was collected by filtration and dried in vacuo to give a crude product (1.2 g). The crude product was dissolved in a mixture of phosphate buffer (pH 6.86, 10 ml) and saturated aqueous sodium hydrogen carbonate solution and purified by preparative HPLC utilizing ODS column. The eluate containing a desired product was concentrated to about 20 ml in vacuo. The concentrate was adjusted to about pH 3 with concentrated hydrochloric acid and chromatographed on Diaion® HP-20 (Mitsubishi Chemical Corporation) eluting with 20% aqueous 2-propanol. The eluate was concentrated to about 30 ml in vacuo, and 2M aqueous sulfuric acid solution (72 ml) was added. The mixture was lyophilized to give 3-({3-amino-4-[(4-aminobutanoyl)amino]-2-methyl-1-pyrazolio]methyl)-7β-[(Z)-2-(5-amino-1,2,4-thiadiazol-3-yl)-2-(1-carboxy-1-methylethoxyimino)acetamido]-3-cephem-4-carboxylic acid hydrogen sulfate (113 mg) as an amorphous solid. ¹H-NMR(D₂O) δ 1.61 (6H, s), 2.01 (2H, tt, J=7.6, 7.6Hz), 2.58 (2H, t, J=7.6Hz), 3.07 (2H, t, J=7.6Hz), 3.23 (1H, d, J=18Hz), 3.45 (1 H, d, J=18Hz), 3.72 (3H, s), 5.06 (1H, d, J=15.7Hz), 5.25 (1 H, d, J=4.8Hz), 5.28 (1H, d, J=15.7Hz), 5.87 (1 H, d, J=4.8Hz), 8.03 (1 H, s)

Preparation 71

tert-Butyl (5-[[1-methyl-5-(tritylamino)-1H-pyrazol-4-yl]amino]-5-oxopentyl)carbamate

- 5 **[0228]** The title compound was obtained from 5-[(tert-butoxycarbonyl)amino]pentanoic acid in the same manner as in Preparation 70.

¹H-NMR(CDCl₃) δ 1.43 (9H, s), 1.2-1.6 (4H, m), 1.90 (2H, t, J=7.0Hz), 2.90 (3H, s), 3.09 (2H, dt, J=7.0, 7.0Hz), 4.52 (1H, s), 4.61 (1H, t, J=7.0Hz), 6.28 (1H, s), 7.0-7.35 (16H, m), 7.59 (1H, s)

10 Example 44

3-({3-Amino-4-[(5-aminopentanoyl)amino]-2-methyl-1-pyrazolio)methyl)-7β-[(Z)-2-(5-amino-1,2,4-thiadiazol-3-yl)-2-(1-carboxy-1-methylethoxyimino)acetamido]-3-cephem-4-carboxylic acid hydrogen sulfate

- 15 **[0229]** The title compound was obtained from tert-butyl (5-[[1-methyl-5-(tritylamino)-1H-pyrazol-4-yl]amino]-5-oxopentyl)carbamate in the same manner as in Example 43. ¹H-NMR(D₂O) δ 1.61 (6H, s), 1.65-1.8 (4H, m), 2.50 (2H, m), 3.02 (2H, m), 3.23 (1H, d, J=18Hz), 3.45 (1H, d, J=18Hz), 3.72 (3H, s), 5.06 (1H, d, J=15.7Hz), 5.25 (1H, d, J=4.8Hz), 5.28 (1H, d, J=15.7Hz), 5.87 (1H, d, J=4.8Hz), 8.02 (1H, s)

20 Preparation 72

[0230] To a solution of 1-methyl-N⁵-trityl-1H-pyrazole-4,5-diamine (4 g) in dichloromethane (100 ml) was added tert-butyl 4-[[{(2,5-dioxo-1-pyrrolidinyl)oxy}carbonyl]-1-piperidinecarboxylate (4.05 g), and the mixture was refluxed for 72 hours. The reaction mixture was washed successively with water, 10% aqueous citric acid solution, water and brine.

- 25 The extract was dried over anhydrous magnesium sulfate, filtered and concentrated in vacuo to give tert-butyl 4-[[{1-methyl-5-(tritylamino)-1H-pyrazol-4-yl]amino}carbonyl]-1-piperidinecarboxylate (1.806 g).

¹H-NMR(CDCl₃) δ 1.3-1.9 (14H, m), 1.5-1.8 (2H, m), 2.95 (3H, s), 4.10 (2H, m), 4.36 (1 H, s), 6.53 (1 H, s), 7.0-7.35 (16H, m), 7.68 (1H, s)

30 Example 45

3-({3-Amino-2-methyl-4-[(4-piperidinylcarbonyl)amino]-1-pyrazolio)methyl)-7β-[(Z)-2-(5-amino-1,2,4-thiadiazol-3-yl)-2-(1-carboxy-1-methylethoxyimino)acetamido]-3-cephem-4-carboxylate

- 35 **[0231]** The title compound was obtained from tert-butyl 4-[[{1-methyl-5-(tritylamino)-1H-pyrazol-4-yl]aminolcarbonyl]-1-piperidinecarboxylate in the same manner as in Example 36.

¹H-NMR(D₂O) δ 1.57 (6H, s), 1.8-2.3 (4H, m), 2.7-3.6 (7H, m), 3.72 (3H, s), 5.06 (1H, d, J=15.7Hz), 5.25 (1H, d, J=4.8Hz), 5.28 (1 H, d, J=15.7Hz), 5.87 (1 H, d, J=4.8Hz), 8.01 (1 H, s)

40 Preparation 73

[0232] To a suspension of 3-[N-(tert-butoxycarbonyl)-N-methylamino]propanoic acid (3.33 g) in dichloromethane (33 ml) and tetrahydrofuran (33 ml) were added HOBt (3.33 g) and WSC HCl (6.29 g), and the mixture was stirred for 1 hour. To the solution were added 1-methyl-1H-pyrazole-4,5-diamine sulfate (3.45 g) and N,N-diisopropylethylamine (11.4 ml). The reaction mixture was stirred at room temperature overnight. To the resulting solution was added brine and extracted with tetrahydrofuran/ethyl acetate = 1/1. The extract was dried over anhydrous magnesium sulfate, filtered and concentrated in vacuo to give tert-butyl N-{3-[(5-amino-1-methyl-1H-pyrazol-4-yl)amino]-3-oxopropyl}-N-methylcarbamate as an oil (2.4 g). This product was used in the next step without further purification.

50 Preparation 74

[0233] To a solution of tert-butyl N-{3-[(5-amino-1-methyl-1H-pyrazol-4-yl)amino]-3-oxopropyl}-N-methylcarbamate (4.88 g) in N,N-dimethylformamide (50 ml) were added trityl chloride (6.86 g), triethylamine (6.86 ml) and 4-dimethylaminopyridine (80 mg) succesively. The mixture was stirred at room temperature overnight. To the resulting mixture was added ethyl acetate and washed with water (three times) and brine. The organic layer was dried over anhydrous magnesium sulfate, filtered and concentrated in vacuo. The residue was purified by column chromatography on silica gel to give tert-butyl N-methyl-N-{3-[[1-methyl-5-(tritylamino)-1H-pyrazol-4-yl]amino]-3-oxopropyl}carbamate (4.20 g) as an amorphous solid. IR(KBr) 1659, 1587, 1491, 1446, 1173, 1151, 762, 739, 708 cm⁻¹

¹H-NMR(DMSO-d₆) δ 1.40 (9H, s), 2.12 (2H, t, J=7.4Hz), 2.74 (3H, s), 2.74 (3H, s), 3.24 (2H, t, J=7.4Hz), 5.58 (1H, s), 7.13-7.40 (16H, m), 8.30 (1H, s)

Example 46

3-[(3-Amino-2-methyl-4-[[3-(methylamino)propanoyl]amino]-1-pyrazolio)methyl]-7β-[(Z)-2-(5-amino-1,2,4-thiadiazol-3-yl)-2-(1-carboxy-1-methylethoxyimino)acetamido]-3-cephem-4-carboxylate

[0234] The title compound was obtained from tert-butyl N-methyl-N-(3-[[1-methyl-5-(tritylamino)-1H-pyrazol-4-yl]amino]-3-oxopropyl)carbamate in the same manner as in Example 32 as an amorphous solid.

IR(KBr) 1770, 1664, 1599, 1531, 1400, 1360 cm⁻¹

¹H-NMR(D₂O) δ 1.53 (6H, s), 2.77 (3H, s), 2.92 (2H, t, J=6.5Hz), 3.19 and 3.45 (2H, ABq, J=17.7Hz), 3.74 (3H, s), 5.00 and 5.21 (2H, ABq, J=15.4Hz), 5.25 (1H, d, J=4.8Hz), 5.85 (1H, d, J=4.8Hz), 8.02 (1H, s)

ESI-MS 666.3 (M+H⁺)

Preparation 75

tert-Butyl 3-([(5-amino-1-methyl-1H-pyrazol-4-yl)amino]carbonyl)-1-azetidinecarboxylate

[0235] The title compound was obtained from 1-(tert-butoxycarbonyl)-3-azetidinecarboxylic acid in the same manner as in Preparation 73 as an oil. This product was used in the next step without further purification.

Preparation 76

tert-Butyl 3-([(1-methyl-5-(tritylamino)-1H-pyrazol-4-yl)amino]carbonyl)-1-azetidinecarboxylate

[0236] The title compound was obtained from tert-butyl 3-([(5-amino-1-methyl-1H-pyrazol-4-yl)amino]carbonyl)-1-azetidinecarboxylate in the same manner as in Preparation 74 as an amorphous solid.

IR(KBr) 3367, 3321, 1701, 1662, 1489, 1414, 1144, 766, 704 cm⁻¹

¹H-NMR (DMSO-d₆) δ 1.39 (9H, s), 2.75 (3H, s), 2.97-3.05 (1 H, m), 3.63-3.70 (2H, m), 3.82-3.90 (2H, m), 5.57 (1 H, s), 7.10-7.33 (16H, m), 8.41 (1H, s)

ESI-MS 560.3 (M+Na⁺)

Example 47

3-[(3-Amino-4-[(3-azetidiny]carbonyl)amino]-2-methyl-1-pyrazolio)methyl]-7β-[(Z)-2-(5-amino-1,2,4-thiadiazol-3-yl)-2-(1-carboxy-1-methylethoxyimino)acetamido]-3-cephem-4-carboxylate.

[0237] The title compound was obtained from tert-butyl 3-([(1-methyl-5-(tritylamino)-1H-pyrazol-4-yl)amino]carbonyl)-1-azetidinecarboxylate in the same manner as in Example 32 as an amorphous solid.

IR(KBr) 1768, 1663, 1624, 1605, 1406, 1362 cm⁻¹

¹H-NMR(D₂O) δ 1.53 (3H, s), 1.53 (3H, s), 3.19 and 3.50 (2H, ABq, J=17.7Hz), 3.82-3.98 (1H, m), 4.31-4.35 (4H, m), 4.49 and 5.20 (2H, ABq, J=15.3Hz), 5.25 (1H, d, J=4.8Hz), 5.85 (1H, d, J=4.8Hz), 8.04 (1H, s)

ESI-MS 664.2 (M+H⁺)

Preparation 77

tert-Butyl N-[2-[(5-amino-1-methyl-1H-pyrazol-4-yl)amino]-2-oxoethyl]-N-methylcarbamate

[0238] The title compound was obtained from [N-(tert-butoxycarbonyl)-N-(methyl)amino]acetic acid in the same manner as in Preparation 73 as an oil. This product was used in the next step without further purification.

Preparation 78

tert-Butyl N-methyl-N-(2-[[1-methyl-5-(tritylamino)-1H-pyrazol-4-yl]amino]-2-oxoethyl)carbamate

[0239] The title compound was obtained from tert-butyl N-[2-[(5-amino-1-methyl-1H-pyrazol-4-yl)amino]-2-oxoethyl]-N-methylcarbamate in the same manner as in Preparation 74 as a white solid. The NMR spectrum of this compound

indicates the existence of its rotamer.

¹H-NMR(DMSO-d₆) δ 1.32 and 1.39 (9H, s), 2.72 and 2.77 (3H, s), 3.52 and 3.61 (2H, brs), 5.61 (1 H, s), 7.13-7.33 (16H, m), 8.20 and 8.30 (1 H, brs)

ESI-MS 548.3 (M+Na⁺)

Example 48

3-[(3-Amino-2-methyl-4-[[[(methylamino)acetyl]amino]-1-pyrazolio)methyl]-7β-[(Z)-2-(5-amino-1,2,4-thiadiazol-3-yl)-2-(1-carboxy-1-methylethoxyimino)acetamido]-3-cephem-4-carboxylate

[0240] The title compound was obtained from tert-butyl N-methyl-N-(2-[[1-methyl-5-(tritylamino)-1H-pyrazol-4-yl]amino]-2-oxoethyl)carbamate in the same manner as in Example 32 as an amorphous solid.

IR(KBr) 1770, 1657, 1601, 1400, 1362 cm⁻¹

¹H-NMR(D₂O) δ 1.53 (6H, s), 2.82 (3H, s), 3.18 and 3.45 (2H, ABq, J=17.7Hz), 3.74 (3H, s), 4.08 (2H, s), 5.00 and 5.20 (2H, ABq, J=15.3Hz), 5.25 (1H, d, J=4.8Hz), 5.84 (1H, d, J=4.8Hz), 8.05 (1H, s)

ESI-MS 652.2 (M+H⁺)

Preparation 79

N-(5-Amino-1-methyl-1H-pyrazol-4-yl)-Z-(1,3-dioxo-1,3-dihydro-2H-isoindol-2-yl)acetamide

[0241] The title compound was obtained from (1,3-dioxo-1,3-dihydro-2H-isoindol-2-yl)acetic acid in the same manner as in Preparation 73 as a solid.

¹H-NMR(DMSO-d₆) δ 3.55 (3H, s), 4.36 (2H, s), 4.91 (2H, brs), 7.14 (1 H, s), 7.85-8.02 (4H, m), 9.48 (1 H, s)

ESI-MS 322.2 (M+Na⁺)

Preparation 80

2-(1,3-Dioxo-1,3-dihydro-2H-isoindol-2-yl)-N-[1-methyl-5-(tritylamino)-1H-pyrazol-4-yl]acetamide

[0242] The title compound was obtained from N-(5-amino-1-methyl-1H-pyrazol-4-yl)-2-(1,3-dioxo-1,3-dihydro-2H-isoindol-2-yl)acetamide in the same manner as in Preparation 74 as a solid.

¹H-NMR (DMSO-d₆) δ 2.70 (3H, s), 4.12 (2H, s), 5.41 (1H, s), 7.12-7.33 (16H, m), 7.85-7.95 (4H, m), 8.93 (1H, s) ESI-MS 564.3 (M+Na⁺)

Preparation 81

[0243] Hydrazine monohydrate (1.46 ml) was added to a solution of 2-(1,3-dioxo-1,3-dihydro-2H-isoindol-2-yl)-N-[1-methyl-5-(tritylamino)-1H-pyrazol-4-yl]acetamide (5.42 g) in ethanol (108 ml) and tetrahydrofuran (54 ml) at room temperature, and the mixture was stirred at 70°C for 2 hours. The reaction mixture was cooled to 0°C, and the insoluble materials were removed by filtration. The filtrate was concentrated in vacuo. The residue was triturated with diisopropyl ether, collected by filtration and dried in vacuo to give 2-amino-N-[1-methyl-5-(tritylamino)-1H-pyrazol-4-yl]acetamide (3.37 g) as a solid. This product was used in the next step without further purification.

Preparation 82

[0244] To a solution of 2-amino-N-[1-methyl-5-(tritylamino)-1H-pyrazol-4-yl]acetamide (2.47 g) in tetrahydrofuran (50 ml) were added di-tert-butyl (((trifluoromethyl)sulfonyl]imino)methylene)-biscarbamate (2.35 g) and triethylamine (2.5 ml), and the mixture was stirred at room temperature for 30 minutes. The reaction mixture was poured into a mixture of ethyl acetate and water. The aqueous layer was separated, and the organic layer was washed with brine, dried over anhydrous magnesium sulfate and filtered. The filtrate was concentrated in vacuo. The concentrate was purified by silica gel column chromatography to give di-tert-butyl ((E)-[(2-[[1-methyl-5-(tritylamino)-1H-pyrazol-4-yl]amino]-2-oxoethyl)amino]methylidene)-biscarbamate (3.25 g) as an amorphous solid.

¹H-NMR(DMSO-d₆) δ 1.38 (9H, s), 1.49 (9H, s), 2.75 (3H, s), 3.79 (2H, d, J=4.7Hz), 5.47 (1H, s), 7.12-7.33 (16H, m), 8.55 (1H, t, J=4.7Hz), 8.61 (1 H, s), 11.43 (1H, s) ESI-MS 676.3 (M+Na⁺)

Example 49

3-({3-Amino-4-[(guanidinoacetyl)amino]-2-methyl-1-pyrazolio)methyl}-7β-[(Z)-2-(5-amino-1,2,4-thiadiazol-3-yl)-2-(1-carboxy-1-methylethoxyimino)acetamido]-3-cephem-4-carboxylate

[0245] The title compound was obtained from di-tert-butyl {(E)-[2-[[1-methyl-5-(tritylamino)-1H-pyrazol-4-yl]amino]-2-oxoethyl]amino}methylidene}biscarbamate in the same manner as in Example 32 as an amorphous solid. IR(KBr) 1770, 1668, 1655, 1620, 1601, 1402, 1363 cm⁻¹ ¹H-NMR(D₂O) δ 1.53 (6H, s), 3.20 and 3.48 (2H, ABq, J=17.6Hz), 3.75 (3H, s), 4.21 (2H, s), 5.00 and 5.20 (2H, ABq, J=15.3Hz), 5.26 (1H, d, J=4.8Hz), 5.85 (1H, d, J=4.8Hz), 8.02 (1H, s) ESI-MS 678.2 (M-H⁺) (negative)

Example 50

[0246] To a solution of 3-({3-amino-4-[(3-aminopropanoyl)aminol-2-methyl-1-pyrazolio)methyl}-7β-[(Z)-2-(5-amino-1,2,4-thiadiazol-3-yl)-2-(1-carboxy-1-methylethoxyimino)acetamido]-3-cephem-4-carboxylate (652 mg) in water (30 ml) and acetonitrile (3 ml) were added ethyl formimidate hydrochloride (658 mg) and potassium carbonate (1.106 g) under ice cooling. After stirring at 5°C for 3 hours, 1N HCl was added to neutralize the reaction mixture. The resulting solution was purified by preparative HPLC eluting with a mixture of phosphate buffer (pH 5.5) and acetonitrile, and the eluate was subjected to column chromatography on Diaion® HP20 (Mitsubishi Chemical Corporation) and lyophilized to give 3-({3-amino-4-[(3-guanidinopropanoyl)amino]-2-methyl-1-pyrazolio)methyl}-7β-[(Z)-2-(5-amino-1,2,4-thiadiazol-3-yl)-2-(1-carboxy-1-methylethoxyimino)acetamido]-3-cephem-4-carboxylate (23 mg) as an amorphous. The NMR spectrum of this compound indicates the existence of its rotamer. Only major isomer was described.

IR(KBr) 1770, 1714, 1668, 1653, 1456, 1400, 1360 cm⁻¹

¹H-NMR(D₂O) δ 1.53 (6H, s), 2.85 (2H, t, J=6.4Hz), 3.19 and 3.46 (2H, ABq, J=17.7Hz), 3.65 (2H, t, J=6.4Hz), 5.00 and 5.21 (2H, ABq, J=15.2Hz), 5.26 (1H, d, J=4.8Hz), 5.85 (1H, d, J=4.8Hz), 7.80 (1H, s), 8.01 (1H, s) ESI-MS 677.2 (M-H⁺) (negative)

Preparation 83

[0247] To a stirred solution of 1-methyl-1H-pyrazole-4,5-diamine sulfate (2.1 g) and 3-ethoxy-3-oxopropanoic acid (1.32 g) in dichloromethane (10 ml) and tetrahydrofuran (10 ml) was added WSCD HCl (3.83 g) and N,N-diisopropylethylamine (6.96 ml), and the mixture was stirred overnight. The solvent was removed under reduced pressure, and the crude residue which includes ethyl 3-[(5-amino-1-methyl-1H-pyrazol-4-yl)amino]-3-oxopropanoate was used for the next reaction without further purification.

Preparation 84

[0248] The crude residue containing ethyl 3-[(5-amino-1-methyl-1H-pyrazol-4-yl)amino]-3-oxopropanoate was dissolved in N,N-dimethylformamide (20 ml), and trityl chloride (5.52 g) and triethylamine (4.14 ml) were added with stirring. The mixture was stirred overnight and quenched with water (10 ml). The whole mixture was extracted with ethyl acetate, and the extract was washed with water and brine, dried over magnesium sulfate and concentrated under reduced pressure to give a residual oil, which was chromatographed on silica gel eluting with dichloromethane-ethyl acetate (2:3) to give ethyl 3-[[1-methyl-5-(tritylamino)-1H-pyrazol-4-yl]amino]-3-oxopropanoate (1.23 g).

ESI-MS 491.2 [M+Na]⁺ (positive), 467.3 [M-H]⁻ (negative)

¹H-NMR(DMSO-d₆) δ 1.18 (3H, t, J=7.1Hz), 2.75 (3H, s), 3.04 (2H, s), 4.07 (2H, q, J=7.1Hz), 5.55 (1H, s), 7.1-7.4 (16H, m), 8.54 (1H, s)

Preparation 85

[0249] To a stirred solution of ethyl 3-[[1-methyl-5-(tritylamino)-1H-pyrazol-4-yl]amino]-3-oxopropanoate (1.3 g) in tetrahydrofuran (30 ml) was added 1N aqueous sodium hydroxide solution (3.1 ml), and the mixture was stirred at room temperature for 3 hours.

Tetrahydrofuran was removed in vacuo and the residue was made acidic with diluted citric acid. The resulting precipitate was collected by filtration and dried under reduced pressure to give 3-[[1-methyl-5-(tritylamino)-1H-pyrazol-4-yl]amino]-3-oxopropanoic acid (1.22 g).

ESI-MS 463.2 [M+Na]⁺ (positive)

¹H-NMR(DMSO-d₆) δ 2.74 (3H, s), 2.95 (2H, s), 5.56 (1H, s), 7.0-7.4 (16H, m), 8.54 (1H, s), 12.0-13.0 (1H, brs)

Preparation 86

[0250] To a suspension of 3-[[1-methyl-5-(tritylamino)-1H-pyrazol-4-yl]amino]-3-oxopropanoic acid (600 mg) and tert-butyl (2-aminoethyl)carbamate (240 mg) in tetrahydrofuran (12 ml) and dichloromethane (6 ml) was added WSCD HC1 (522 mg), and the whole mixture was stirred at room temperature overnight. To the reaction mixture was added water (3 ml), and the whole mixture was extracted with ethyl acetate. The extract was washed with water and brine and dried over magnesium sulfate. The evaporation of the solvent gave a crude residue, which was triturated with diisopropyl ether-ethyl acetate (2:1) to give tert-butyl {2-[[3-[[1-methyl-5-(tritylamino)-1H-pyrazol-4-yl]amino]-3-oxopropanoyl]amino]ethyl}carbamate (537 mg).

ESI-MS 604.9 [M+Na]⁺ (positive)

¹H-NMR(DMSO-d₆) δ 1.38 (9H, s), 2.74 (3H, s), 2.85 (2H, s), 2.9-3.2 (4H, m), 5.61 (1H, s), 6.7-6.9 (1H, m), 7.0-7.4 (16H, m), 8.0-8.1 (1H, m), 8.63 (1H, s)

Example 51

3-[[3-Amino-4-({3-[(2-aminoethyl)amino]-3-oxopropanoyl}amino)-2-methyl-1-pyrazolio]methyl]-7β-[(Z)-2-(5-amino-1,2,4-thiadiazol-3-yl)-2-(1-carboxy-1-methylethoxyimino)acetamido]-3-cephem-4-carboxylate

[0251] The title compound was obtained from tert-butyl (2-[[3-[[1-methyl-5-(tritylamino)-1H-pyrazol-4-yl]amino]-3-oxopropanoyl]amino]ethyl)carbamate in the same manner as in Example 34.

ESI-MS 731.2 [M+Na]⁺ (positive)

¹H-NMR(D₂O) δ 1.53 (6H, s), 3.1-3.3 (2H, m), 3.19 and 3.44 (2H, ABq, J=17.7Hz), 3.54 (2H, s), 3.5-3.7 (2H, m), 3.74 (3H, s), 5.00 and 5.22 (2H, ABq, J=15.5Hz), 5.25 (1 H, d, J=4.7Hz), 5.86 (1H, d, J=4.8Hz), 8.05 (1H, s)

Preparation 87

[0252] To a stirred solution of 3-amino-2-hydroxypropanoic acid (2.1 g) in tetrahydrofuran (30 ml) and water (30 ml) was added 1N aqueous sodium hydroxide solution to make the solution basic (pH=9). To the mixture was added di-tert-butyl dicarbonate (4.36 g), and the mixture was stirred at room temperature for 4 hours keeping pH of the mixture between 8.5 and 9.0. The whole mixture was washed with diethyl ether. The aqueous layer was made acidic (pH=2) with 10% aqueous potassium hydrogen sulfate, saturated with sodium chloride and extracted with ethyl acetate. The extract was dried over magnesium sulfate. The solvent was evaporated under reduced pressure to give 3-[(tert-butoxycarbonyl)amino]-2-hydroxypropanoic acid (3.96 g). ESI-MS 228.2 [M+Na]⁺ (positive)

¹H-NMR(DMSO-d₆) δ 1.37 (9H, s), 3.0-3.8 (3H, m), 3.9-4.1 (1H, m), 6.5-6.8 (1H, m)

Preparation 88

[0253] To a solution of 3-[(tert-butoxycarbonyl)amino]-2-hydroxypropanoic acid (1.61 g) in dichloromethane (8 ml) and tetrahydrofuran (8 ml) were added HOBT (1.59 g) and WSCD HC1 (3.01 g), and the mixture was stirred at room temperature for 1 hour. The solution was cooled to 0°C, and 1-methyl-1H-pyrazole-4,5-diamine sulfate and N,N-diisopropylethylamine (4.1 ml) were added. The mixture was stirred at room temperature for 8 hours. The solvent was removed under reduced pressure to give crude tert-butyl {3-[(5-amino-1-methyl-1H-pyrazol-4-yl)amino]-2-hydroxy-3-oxopropyl}carbamate, which was used in the next reaction without further purification.

Preparation 89

tert-Butyl (2-hydroxy-3-[[1-methyl-5-(tritylamino)-1H-pyrazol-4-yl]amino]-3-oxopropyl)carbamate

[0254] The title compound was obtained from tert-butyl {3-[(5-amino-1-methyl-1H-pyrazol-4-yl)amino]-2-hydroxy-3-oxopropyl}carbamate in the same manner as in Preparation 84.

ESI-MS 564.3 [M+Na]⁺ (positive)

¹H-NMR(DMSO-d₆) δ 1.39 (9H, s), 2.7-2.9 (1 H, m), 2.83 (3H, s), 3.1-3.4 (1 H, m), 3.7-3.9 (1 H, m), 5.79 (1 H, d, J=5.3Hz), 5.98 (1H, s), 6.5-6.7 (1H, m), 7.1-7.4 (16H, m), 8.36 (1 H, s)

Example 52.

3-({3-Amino-4-[(3-amino-2-hydroxypropanoyl)amino]-2-methyl-1-pyrazolio)methyl)-7β-[(Z)-2-(5-amino-1, 2, 4-thiadiazol-3-yl)-2-(1-carboxy-1-methylethoxyimino)acetamido]-3-cephem-4-carboxylate

[0255] The title compound was obtained from tert-buty. (2-hydroxy-3-[[1-methyl-5-(tritylamino)-1H-pyrazol-4-yl]amino]-3-oxopropyl)carbamate in the same manner as in Example 32.

¹H-NMR(D₂O) δ 1.49 (6H, s), 3.1-3.6 (4H, m), 3.76 (3H, s), 4.6-4.7 (1H, m), 5.02 and 5.21 (2H, ABq, J=15.4Hz), 5.26 (1 H, d, J=4.8Hz), 5.86 (1 H, d, J=4.8Hz), 8.05 (1 H, s)

Preparation 90

[0256] To a suspension of 2-(4,5-diamino-1H-pyrazol-1-yl)ethanol sulfate (5 g) in dichloromethane (50 ml) was added triethylamine (6.38 ml) at 0°C, and the mixture was stirred at 0°C for 10 minutes. A mixture of acetic anhydride (2.16 ml) and formic acid (1.74 ml) was stirred at 40°C for 30 minutes, cooled to 0°C and added dropwise to the above solution at 0°C. The whole mixture was stirred at 0°C for 2 hours. To the mixture was added brine, and the whole mixture was extracted with tetrahydrofuran. The extract was dried over magnesium sulfate and evaporated under reduced pressure to give crude [5-amino-1-(2-hydroxyethyl)-1H-pyrazol-4-yl]formamide, which was used in the next reaction without further purification.

Preparation 91

[1-(2-Hydroxyethyl)-5-(tritylamino)-1H-pyrazol-4-yl]formamide

[0257] The title compound was obtained from [5-amino-1-(2-hydroxyethyl)-1H-pyrazol-4-yl]formamide in the same manner as in Preparation 84. The NMR spectrum of this compound indicates the existence of its rotamer. ¹H-NMR(DMSO-d₆) δ 3.10 (2H, t, J=6.2Hz), 3.3-3.5 and 3.4-3.6 (2H, m), 4.89 and 5.06 (1H, t, J=5.1Hz), 5.77 and 6.07 (1H, s), 7.1-7.4 (16H, m), 7.58 and 8.07 (1 H, s), 7.58 (1H, s)

Preparation 92

[0258] To a stirred solution of [1-(2-hydroxyethyl)-5-(tritylamino)-1H-pyrazol-4-yl]formamide (2 g) in N,N-dimethylformamide (30 ml) was added sodium hydride (213 mg, 60% oil suspension) under a nitrogen stream at 0°C, and the whole mixture was stirred at 0°C for 20 minutes. A solution of tert-butyl (3-bromopropyl)carbamate (1.27 g) in N,N-dimethylformamide (10 ml) and sodium iodide (799 mg) were added to the above solution, and the mixture was stirred overnight. 10% Aqueous potassium hydrogen sulfate solution (5 ml) was added, and the whole mixture was extracted with ethyl acetate. The extract was washed with water and brine and dried over magnesium sulfate. Evaporation of the solvent under reduced pressure gave an oil, which was chromatographed on silica gel eluting with dichloromethane-ethyl acetate (2:1) to give tert-butyl (3-{N-formyl-N-[1-(2-hydroxyethyl)-5-(tritylamino)-1H-pyrazol-4-yl]amino}propyl)carbamate (1 g). The NMR spectrum of this compound indicates the existence of its rotamer. ESI-MS 592.3 [M+Na]⁺ (positive) ¹H-NMR(DMSO-d₆) δ 1.37 and 1.38 (9H, s), 2.7-3.5 (10H, m), 4.80 and 4.88 (1 H, t, J=5.0Hz), 5.52 & 6.06 (1 H, s), 6.5-6.9 (1 H, m), 7.0-7.4 (16H, m), 7.52 (1 H, s)

Example 53

3-({3-Amino-4-[N-(3-aminopropyl)-N-formylamino]-2-(2-hydroxyethyl)-1-pyrazolio)methyl)-7β-[(Z)-2-(5-amino-1,2,4-thiadiazol-3-yl)-2-(1-carboxy-1-methylethoxyimino)acetamido]-3-cephem-4-carboxylate

[0259] The title compound was obtained from tert-butyl (3-{N-formyl-N-[1-(2-hydroxyethyl)-5-(tritylamino)-1H-pyrazol-4-yl]amino}propyl)carbamate in the same manner as in Example 32.

ESI-MS 694.2 [M-H]⁻ (negative)

¹H-NMR(D₂O) δ 1.53 (6H, s), 1.7-2.1 (2H, m), 2.9-3.1 (2H, m), 3.1-3.8 (4H, m), 3.8-4.0 (2H, m), 4.3-4.6 (2H, m), 4.8-5.2 (2H, m), 5.29 (1H, d, J=4.8Hz), 5.85 (1 H, d, J=4.7Hz), 8.0-8.3 (2H, m)

Example 54.

[0260] To a stirred suspension of 3-({3-amino-4-[N-(3-aminopropyl)-N-formylamino]-2-(2-hydroxyethyl)-1-pyrazolio)methyl)-7β-[(Z)-2-(5-amino-1,2,4-thiadiazol-3-yl)-2-(1-carboxy-1-methylethoxyimino)acetamido]-3-cephem-4-carboxy-

late (100 mg) in methanol (1.4 ml) was added concentrated hydrochloric acid (0.125 ml) at room temperature, and the mixture was stirred for 6.5 hours. To the above solution was added sodium hydrogen carbonate (109 mg), and the mixture was purified by preparative HPLC (ODS column; acetonitrile:phosphate buffer (pH 7) = 5:95). The eluate containing a desired product was evaporated to remove acetonitrile, made acidic with diluted hydrochloric acid and chromatographed on Diaion® HP20 (Mitsubishi Chemical Corporation) eluting with 20% aqueous 2-propanol. The eluate was concentrated under reduced pressure and lyophilized to give 3-({3-amino-4-[(3-aminopropyl)amino]-2-(2-hydroxyethyl)-1-pyrazolio)methyl}-7β-[(Z)-2-(5-amino-1,2,4-thiadiazol-3-yl)-2-(1-carboxy-1-methylethoxyimino)acetamido]-3-cephem-4-carboxylate (18 mg).

ESI-MS 666.2 [M-H]⁻ (negative)

¹H-NMR(DMSO-d₆) δ 1.53 (6H, s), 1.96 (2H, tt, J=7.5Hz), 3.0-3.2 (4H, m), 3.13 and 3.43 (2H, ABq, J=17.6Hz), 3.87 (2H, t, J=4.8Hz), 4.2-4.4 (2H, m), 4.87 and 5.03 (2H, ABq, J=15.2Hz), 5.24 (1 H, d, J=4.8Hz), 5.83 (1 H, d, J=4.8Hz), 7.64 (1 H, s)

Preparation 93

[0261] To a stirred solution of N-[1-methyl-5-(tritylamino)-1H-pyrazol-4-yl]-2-(tritylamino)acetamide (2 g) in N,N-dimethylformamide (20 ml) was added sodium hydride (245 mg, 60% oil suspension) at 0°C, and the mixture was stirred for 30 minutes with warming to room temperature. The mixture was cooled to 0°C, and methyl iodide (1.3 g) was added. The whole mixture was stirred at room temperature overnight. Water (5 ml) was added, and the whole mixture was extracted with ethyl acetate. The organic layer was washed with water and brine and dried over magnesium sulfate. Evaporation of the solvent under reduced pressure gave N-methyl-N-[1-methyl-5-(tritylamino)-1H-pyrazol-4-yl]-2-(tritylamino)acetamide (2.05 g).

ESI-MS 690.3 [M+Na]⁺ (positive)

¹H-NMR(DMSO-d₆) δ 1.99 (3H, s), 2.3-2.8 (3H, m), 2.52 (3H, s), 5.44 (1 H, s), 6.85 (1H, s), 6.9-7.5 (30H, m)

Preparation 94

[0262] Lithium aluminum hydride (455 mg) was added slowly to tetrahydrofuran (40 ml) at 0°C and the mixture was stirred for 20 minutes. N-Methyl-N-[1-methyl-5-(tritylamino)-1H-pyrazol-4-yl]-2-(tritylamino)acetamide (2 g) was added to the mixture at 0°C, and the whole mixture was stirred for 2 hours with warming to room temperature and refluxed for 2 hours. Sodium fluoride (2.51 g) and water (862 mg) were added to the mixture, and the whole mixture was stirred at room temperature for 30 minutes. The precipitate was filtered off, and the filtrate was concentrated under reduced pressure to give crude residue, which was chromatographed (silica gel; ethyl acetate:dichloromethane=1:10) to give N⁴,1-dimethyl-N⁵-trityl-N⁴-[2-(tritylamino) ethyl]-1H-pyrazole-4,5-diamine (740 mg).

ESI-MS 676.2 [M+Na]⁺ (positive)

¹H-NMR(DMSO-d₆) δ 1.7-2.0 (2H, m), 1.98 (3H, s), 2.2-2.4 (1H, m), 2.6-2.8 (2H, m), 2.81 (3H, s), 5.24 (1H, s), 7.00 (1H, s), 7.0-7.5 (30H, m)

Example 55

3-({3-Amino-4-[N-(2-aminoethyl)-N-methylamino]-2-methyl-1-pyrazolio)methyl}-7β-[(Z)-2-(5-amino-1,2,4-thiadiazol-3-yl)-2-(1-carboxy-1-methylethoxyimino)acetamido]-3-cephem-4-carboxylate

[0263] The title compound was obtained from N⁴,1-dimethyl-N⁵-trityl-N⁴-[2-(tritylamino) ethyl]-1H-pyrazole-4,5-diamine in the same manner as in Example 32. ESI-MS 636.2 [M-H]⁻ (negative)

¹H-NMR(D₂O) δ 1.60 (6H, s), 2.60 (3H, s), 3.0-3.2 (4H, m), 3.19 and 3.39 (2H, ABq, J=17.7Hz), 3.67 (3H, s), 4.87 and 5.20 (2H, ABq, J=15.8Hz), 5.22 (1 H, d, J=4.9Hz), 5.85 (1 H, d, J=4.7Hz), 7.90 (1 H, s)

Preparation 95

[0264] To a solution of [1-(2-fluoroethyl)-1H-pyrazol-5-yl]formamide (15.7 g) in methanol (78 ml) was added concentrated hydrochloric acid (21 ml) at room temperature. The reaction mixture was stirred for 3.5 hours and evaporated in vacuo. The residue was dissolved in ethyl acetate and washed with aqueous sodium hydrogen carbonate solution. The organic layer was dried over magnesium sulfate and concentrated in vacuo to give 1-(2-fluoroethyl)-1H-pyrazol-5-amine (12 g).

¹H-NMR(DMSO-d₆) δ 4.15 (2H, dt, J=25.2, 5.1 Hz), 4.66 (2H, dt, J=47.2, 5.1 Hz), 5.1 (2H, brs), 5.27 (1H, d, J=1.7Hz), 7.06 (1H, d, J=1.7Hz)

Preparation 96

[0265] To a solution of 1-(2-fluoroethyl)-1H-pyrazol-5-amine (12 g) in ethanol (30 ml) were added concentrated hydrochloric acid (70 mg) and isoamyl nitrite (10.9 g). The reaction mixture was stirred at 25-38°C for 2 hours. Diisopropyl ether and hexane were added to the reaction mixture, and the resulting oil was purified by column chromatography on silica gel (ethyl acetate:hexane=1:2 → 1:1 → 2:1 → 1:0) to give 1-(2-fluoroethyl)-4-nitroso-1H-pyrazol-5-amine (4.8 g). ¹H-NMR(DMSO-d₆) δ 8.10-4.90 (4H, m), 7.09 and 8.59 (1H, s), 8.20 and 8.26 (1H, brs)

Preparation 97

[0266] To a solution of 1-(2-fluoroethyl)-4-nitroso-1H-pyrazol-5-amine (4.8 g) in water (30 ml) and methanol (30 ml) were added sulfuric acid (2.98 g) and 10% palladium on carbon (2.5 g), and the mixture was hydrogenated under balloon pressure for 7.5 hours. The reaction mixture was filtered through a bed of Celite, and the filtrate was concentrated in vacuo. 2-Propanol was added to the residue, and the precipitate was collected by filtration to give 1-(2-fluoroethyl)-1H-pyrazole-4,5-diamine sulfate (7 g). ¹H-NMR(D₂O) δ 4.25-4.95 (4H, m), 7.66 (1H, s)

Preparation 98

[0267] To a suspension of 1-(2-fluoroethyl)-1H-pyrazole-4,5-diamine sulfate (3 g) in tetrahydrofuran (30 ml) were added tert-butyl {3-[(2,5-dioxo-1-pyrrolidinyl)oxy]-3-oxopropyl}carbamate (3.9 g) and N,N-diisopropylethylamine (3.5 g) under ice-cooling. The reaction mixture was stirred at room temperature for 2 hours. An aqueous sodium hydrogen carbonate solution and sodium chloride were added, and the mixture was extracted with ethyl acetate-tetrahydrofuran (three times). The organic layer was dried over magnesium sulfate and concentrated in vacuo. The residue was purified by column chromatography on silica gel (ethyl acetate → ethyl acetate:ethanol=8:1) to give tert-butyl (3-[[5-amino-1-(2-fluoroethyl)-1H-pyrazol-4-yl]amino]-3-oxopropyl)carbamate (2.3 g). ¹H-NMR(DMSO-d₆) δ 1.38 (9H, s), 2.36 (2H, t, J=7.1Hz), 3.10-3.27 (2H, m), 4.16 (2H, dt, J=25.5, 5.0Hz), 4.67 (2H, dt, J=47.2, 5.0Hz), 5.27 (2H, brs), 6.75-6.90 (1H, m), 7.23 (1H, s), 9.08 (1H, brs)

Preparation 99

[0268] To a solution of tert-butyl (3-[[5-amino-1-(2-fluoroethyl)-1H-pyrazol-4-yl]amino]-3-oxopropyl)carbamate (2.3 g) in N,N-dimethylformamide (12 ml) were added triethylamine (1.48 g), 4-dimethylaminopyridine (35.6 mg) and trityl chloride (2.2 g) at room temperature. The reaction mixture was stirred for 2 hours, and water was added. The mixture was extracted with ethyl acetate, and the organic layer was washed with water and aqueous sodium chloride solution. The organic layer was dried over magnesium sulfate and concentrated in vacuo. Acetonitrile was added, and the precipitate was collected by filtration to give tert-butyl (3-[[1-(2-fluoroethyl)-5-(tritylamino)-1H-pyrazol-4-yl]amino]-3-oxopropyl)carbamate (2 g). ¹H-NMR(DMSO-d₆) δ 1.39 (9H, s), 2.05 (2H, t, J=7.2Hz), 3.00-3.08 (2H, m), 3.23 (2H, dt, J=25.3, 5.1Hz), 4.41 (2H, dt, J=47.1, 5.1Hz)

Example 56

3-({3-Amino-4-[(3-aminopropionyl)amino]-2-(2-fluoroethyl)-1-pyrazol-5-yl}methyl)-7β-[(Z)-2-(5-amino-1,2,4-thiadiazol-3-yl)-2-(1-carboxy-1-methylethoxyimino)acetamido]-3-cephem-4-carboxylate

[0269] The title compound was obtained from tert-butyl (3-[[1-(2-fluoroethyl)-5-(tritylamino)-1H-pyrazol-4-yl]amino]-3-oxopropyl)carbamate in the same manner as in Example 38.

¹H-NMR(D₂O) δ 2.89 (2H, t, J=6.5Hz), 3.22 (1H, d, J=9.2Hz), 3.34 (1H, t, J=6.5Hz), 3.50 (1H, d, J=9.2Hz), 4.55-4.95 (4H, m), 5.08 (2H, brs), 5.26 (1H, d, J=4.9Hz), 5.84 (1H, d, J=4.9Hz), 8.09 (1H, s)

Preparation 100

1-Methyl-7-nitroso-1H-imidazo[1,2-b]pyrazole

[0270] The title compound was obtained from 1-methyl-1H-imidazo[1,2-b]pyrazole in the same manner as in Preparation 96.

¹H-NMR(DMSO-d₆) δ 3.93 (1 H, s), 7.48 (1 H, m), 7.92 (1 H, m), 9.03 (1 H, s)

Preparation 101

1-Methyl-1H-imidazo[1,2-b]pyrazol-7-amine sulfate

[0271] The title compound was obtained from 1-methyl-7-nitroso-1H-imidazo[1,2-b]pyrazole in the same manner as in Preparation 97.

¹H-NMR(DMSO-d₆) δ 3.73 (3H, s), 7.24 (1 H, m), 7.62 (2H, m)

Preparation 102

Di-tert-butyl {(Z)-[(1-methyl-1H-imidazo[1,2-b]pyrazol-7-yl)amino]methylidene}biscarbamate

[0272] The title compound was obtained from 1-methyl-1H-imidazo[1,2-b]pyrazol-7-amine sulfate in the same manner as in Preparation 64.

¹H-NMR(DMSO-d₆) δ 1.34 (9H, s), 1.52 (9H, s), 3.61 (3H, s), 7.14 (1H, m), 7.42 (1H, m), 7.52 (1H, m)

Example 57

7β-[(Z)-2-(5-Amino-1,2,4-thiadiazol-3-yl)-2-(1-carboxy-1-methylethoxyimino)acetamido]-3-[[7-guanidino-1-methyl-5-(1H-imidazo[1,2-b]pyrazolio)]methyl]-3-cephem-4-carboxylate

[0273] The title compound was obtained from di-tert-butyl {(Z)-[(1-methyl-1H-imidazo[1,2-b]pyrazol-7-yl)amino]methylidene}biscarbamate in the same manner as in Example 43.

¹H-NMR(D₂O) δ 1.51 (6H, s), 3.40 (2H, m), 3.85 (3H, s), 5.15-5.30 (3H, m), 5.83 (1 H, d, J=4.8Hz), 7.49 (1 H, d, J=2.2Hz), 8.02 (1 H, d, J=2.2Hz), 8.27 (1 H, d, J=1.0Hz) IR(KBr) 3400, 3392, 1770, 1672, 1606, 1531 cm⁻¹

Preparation 103

tert-Butyl {3-[(1-methyl-1H-imidazo[1,2-b]pyrazol-7-yl)amino]-3-oxopropyl}carbamate

[0274] The title compound was obtained from 1-methyl-1H-imidazo[1,2-b]pyrazol-7-amine sulfate and 3-[(tert-butoxycarbonyl)amino]propanoic acid in the same manner as in Preparation 70.

¹H-NMR(DMSO-d₆) δ 1.43 (9H, s), 2.61 (2H, m), 3.49 (2H, m), 3.65 (3H, s), 7.22 (1H, m), 7.26 (1H, m), 7.44 (1H, m)

Example 58

3-({7-[(3-Aminopropanoyl)amino]-1-methyl-5-(1H-imidazo[1,2-b]pyrazolio)}methyl)-7β-[(Z)-2-(5-amino-1,2,4-thiadiazol-3-yl)-2-(1-carboxy-1-methylethoxyimino)acetamido]-3-cephem-4-carboxylate

[0275] The title compound was obtained from tert-butyl {3-[(1-methyl-1H-imidazo[1,2-b]pyrazol-7-yl)amino]-3-oxopropyl}carbamate in the same manner as in Example 43. ¹H-NMR (D₂O) δ 1.50 (6H, s), 2.97 (2H, d, J=6.5Hz), 3.36 (2H, d, J=6.5Hz), 3.4 (2H, m), 3.81 (3H, s), 5.15-5.30 (3H, m), 5.82 (1H, d, J=4.8Hz), 7.44 (1H, d, J=2.2Hz), 7.98 (1H, d, J=2.2Hz), 8.11 (1H, d, J=1.0Hz)

IR(KBr) 3401, 1770, 1666, 1606, 1525 cm⁻¹

Preparation 104

[0276] To a suspension of phenyl [1-methyl-5-(tritylamino)-1H-pyrazol-4-yl]carbamate (4.6 g) in N,N-dimethylformamide (32 ml) were added triethylamine (1.08 g) and tert-butyl 1-piperazinecarboxylate (1.99 g). The reaction mixture was stirred for 3 hours and poured into water. The mixture was extracted with ethyl acetate, and the organic layer was concentrated in vacuo. The residue was purified by column chromatography on silica gel (ethyl acetate → ethyl acetate: ethanol=20:1) to give tert-butyl 4-({[1-methyl-5-(tritylamino)-1H-pyrazol-4-yl]amino}carbonyl)-1-piperazinecarboxylate (4.7 g).

¹H-NMR (CDCl₃) δ 1.46 (9H, s), 2.90 (3H, s), 3.05-3.25 (4H, m), 3.30-3.45 (4H, m), 4.76 (1H, brs), 5.34 (1H, brs), 7.10-7.30 (16H, m)

Example 59

[0277] To a solution of 4-methoxybenzyl 7β-[(Z)-2-(5-amino-1,2,4-thiadiazol-3-yl)-2-(1-tert-butoxycarbonyl-1-methylethoxyimino)acetamido]-3-chloromethyl-3-cephem-4-carboxylate (2 g) in N,N-dimethylformamide (6 ml) was added 1,3-bis(trimethylsilyl)urea (3 g), and the reaction mixture was stirred for 30 minutes. Potassium iodide (680 mg) was added to this solution, and the mixture was stirred for 30 minutes. tert-Butyl 4-({[1-methyl-5-(tritylamino)-1H-pyrazol-4-yl]amino}carbonyl)-1-piperazinecarboxylate (2 g) was added to this solution. The reaction mixture was stirred at 25°C for 23 hours and poured into a mixture of ethyl acetate-water-20% aqueous sodium chloride solution. The organic layer was washed with a mixture of 10% aqueous sodium thiosulfate solution and 20% aqueous sodium chloride solution. The organic layer was washed successively with 10% aqueous sodium trifluoroacetate solution twice and 20% aqueous sodium chloride solution. The organic layer was concentrated in vacuo to a volume of approximately 10 ml. The concentrate was added to diisopropyl ether, and the suspension was stirred for 1 hour. The resulting solid was collected by filtration and dried.

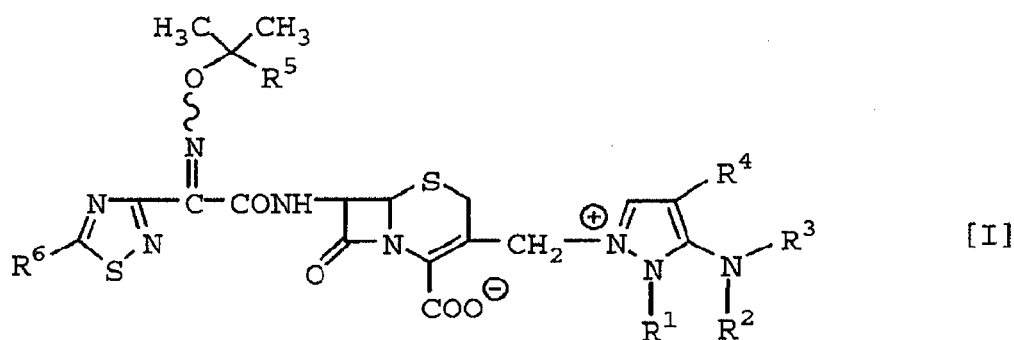
[0278] The solid was dissolved in dichloromethane (6 ml). To this solution was added anisole (2 ml) and trifluoroacetic acid (6 ml). The reaction mixture was stirred for 4 hours and poured into diisopropyl ether. The resulting solid was collected by filtration and dried. This solid was purified by preparative HPLC utilizing ODS column. The eluate containing a desired product was concentrated in vacuo. The concentrate was adjusted to about pH 1 with concentrated hydrochloric acid and chromatographed on Diaion® HP-20 (Mitsubishi Chemical Corporation) eluting with 20% aqueous 2-propanol. The eluate was concentrated in vacuo, and 2M sulfuric acid was added. The mixture was lyophilized to give 3-({3-amino-2-methyl-4-[(1-piperazinylcarbonyl)amino]-1-pyrazolio)methyl)-7β-[(Z)-2-(5-amino-1,2,4-thiadiazol-3-yl)-2-(1-carboxy-1-methylethoxyimino)acetamido]-3-cephem-4-carboxylic acid hydrogen sulfate (679 mg).

¹H-NMR (D₂O) δ 1.60 (6H, s), 3.20 (2H, d, J=17.7Hz), 3.25-3.45 (4H, m), 3.45 (1H, d, J=17.7Hz) 3.72 (3H, m), 3.75-3.85 (4H, m), 5.00 (1 H, d, J=15.7Hz), 5.24 (1 H, d, J=15.7Hz), 5'.25 (1H, d, J=4. 8Hz), 5. 86 (1H, d, J=4. 8Hz), 7.89 (1 H, s)

[0279] This application is based on application No. 2002952355 filed in Australia on October 30, 2002, and application No. 2003904813 filed in Australia on September 4, 2003, the content of which is incorporated hereinto by reference.

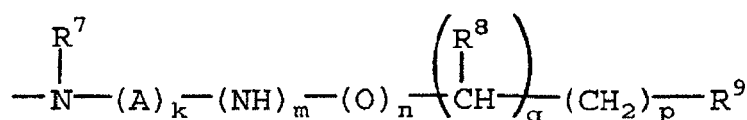
Claims

1. A compound of the formula [I] :



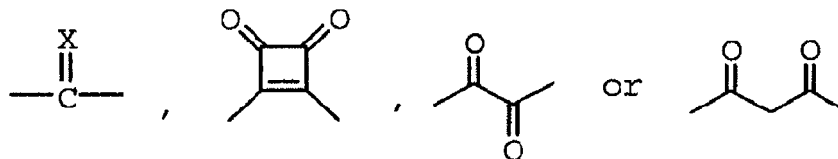
wherein

R¹ is C₁-C₆ alkyl, hydroxy (C₁-C₆) alkyl or halo (C₁-C₆) alkyl, and
 R² is hydrogen or amino protecting group, or
 R¹ and R² are bonded together and form C₁-C₆ alkylene or C₂-C₆ alkenylene;
 R³ is hydrogen or C₁-C₆ alkyl;
 R⁴ is



wherein

A is



wherein X is O or NH,

R⁷ is hydrogen, C₁-C₆ alkyl or amino protecting group,

R⁸ is hydrogen or hydroxy,

R⁹ is amino, mono or di (C₁-C₆)alkylamino, protected amino, guanidino, protected guanidino or saturated 3- to 8-membered heterocyclic group containing 1 to 4 nitrogen atoms optionally substituted by amino or protected amino,

k, m, n and q are independently 0 or 1, and p is 0, 1, 2 or 3;

R⁵ is carboxy or protected carboxy; and

R⁶ is amino or protected amino,

or a pharmaceutically acceptable salt thereof.

2. The compound of claim 1 wherein

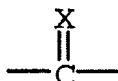
R¹ is C₁-C₆ alkyl or hydroxy (C₁-C₆) alkyl, and

R² is hydrogen or amino protecting group, or

R¹ and R² are bonded together and form C₁-C₆ alkylene;

R³ is hydrogen;

A is



wherein X is O or NH;

R⁷ is hydrogen or amino protecting group;

R⁹ is amino or protected amino; and

p is 0, 1 or 2,

or a pharmaceutically acceptable salt thereof.

3. The compound of claim 2 wherein R⁸ is hydrogen, or a pharmaceutically acceptable salt thereof.

4. The compound of claim 1 wherein

R¹ is C₁-C₆ alkyl, hydroxy(C₁-C₆)alkyl or halo(C₁-C₆) alkyl, and

R² is hydrogen, aryl (C₁-C₆) alkyl or acyl, or

R¹ and R² are bonded together and form C₁-C₆ alkylene or C₂-C₆ alkenylene;

R⁵ is carboxy or esterified carboxy;

R⁶ is amino or acylamino;

R⁷ is hydrogen, C₁-C₆ alkyl or acyl; and

R⁹ is amino, mono or di (C₁-C₆) alkylamino, acylamino, guanidino, acylguanidino or saturated 3- to 8-membered heterocyclic group containing 1 to 4 nitrogen atoms optionally substituted by amino or acylamino,

or a pharmaceutically acceptable salt thereof.

5. The compound of claim 4 wherein

R¹ is C₁-C₆ alkyl or hydroxy (C₁-C₆) alkyl, and
 R² is hydrogen, aryl (C₁-C₆) alkyl or acyl, or
 R¹ and R² are bonded together and form C₁-C₆ alkylene;
 R⁵ is carboxy or esterified carboxy;
 R⁶ is amino or acylamino;
 R⁷ is hydrogen or acyl; and
 R⁹ is amino or acylamino,

or a pharmaceutically acceptable salt thereof.

6. The compound of claim 5 wherein

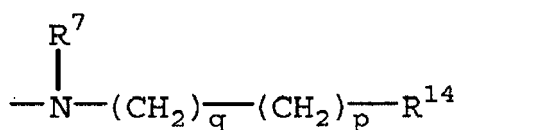
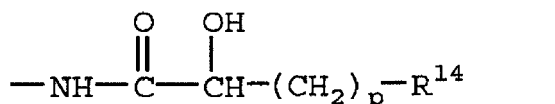
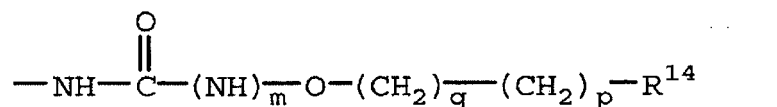
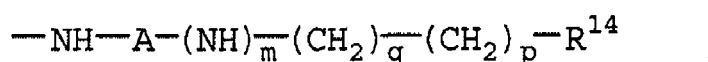
R¹ is C₁-C₆ alkyl or hydroxy (C₁-C₆) alkyl, and
 R² is hydrogen, aryl (C₁-C₆) alkyl, C₁-C₆ alkanoyl or C₁-C₆ alkoxycarbonyl, or
 R¹ and R² are bonded together and form C₁-C₆ alkylene;
 R⁵ is carboxy or C₁-C₆ alkoxycarbonyl;
 R⁶ is amino, C₁-C₆ alkanoylamino or C₁-C₆ alkoxycarbonylamino;
 R⁷ is hydrogen, C₁-C₆ alkanoyl or C₁-C₆ alkoxycarbonyl; and
 R⁹ is amino, C₁-C₆ alkanoylamino or C₁-C₆ alkoxycarbonylamino,

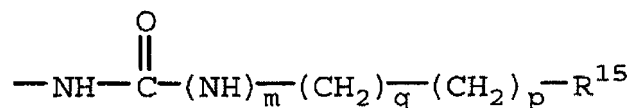
or a pharmaceutically acceptable salt thereof.

7. The compound of claim 6 wherein

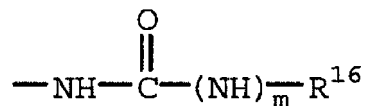
R¹ is C₁-C₆ alkyl or hydroxy (C₁-C₆) alkyl, and
 R² is hydrogen, or
 R¹ and R² are bonded together and form C₁-C₆ alkylene;
 R⁵ is carboxy;
 R⁶ is amino;
 R⁷ is hydrogen or C₁-C₆ alkanoyl; and
 R⁹ is amino,

or a pharmaceutically acceptable salt thereof.

8. The compound of claim 1 wherein R⁴ is selected from the group consisting of



and



wherein R⁷, A, m, p and q are each as defined in claim 1,

R¹⁴ is amino, mono or di(C₁-C₆)alkylamino or protected amino,

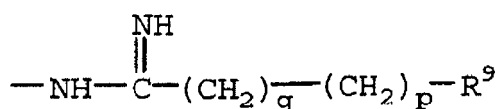
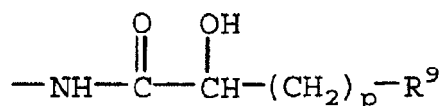
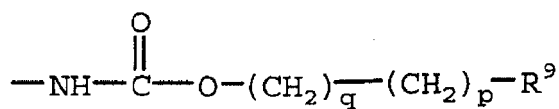
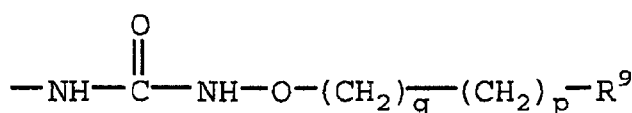
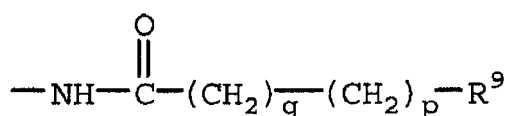
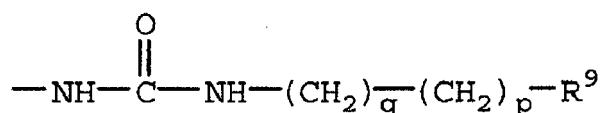
R¹⁵ is guanidino or protected guanidino, and

R¹⁶ is saturated 3- to 8-membered heterocyclic group containing 1 to 4 nitrogen atoms optionally substituted by amino or protected amino,

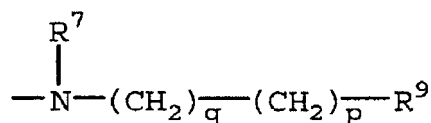
or a pharmaceutically acceptable salt thereof.

9. The compound of claim 1 wherein

R⁴ is selected from the group consisting of



and



wherein

p is 0, 1 or 2,

q is 0 or 1,

R⁷ is hydrogen or amino protecting group, and

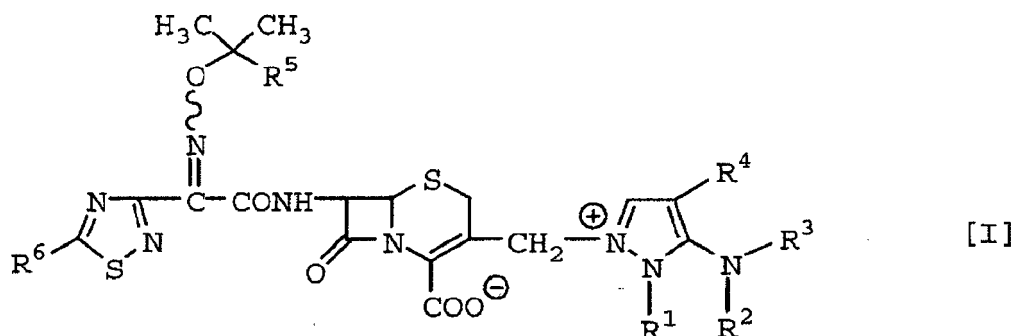
R⁹ is amino or protected amino,

or a pharmaceutically acceptable salt thereof.

10. The compound of claim 9 which is 7β-[(Z)-2-(5-amino-1,2,4-thiadiazol-3-yl)-2-(1-carboxy-1-methylethoxyimino)acetamido]-3-{3-amino-4-[3-(2-aminoethyl)ureido]-2-methyl-1-pyrazolio}methyl-3-cephem-4-carboxylate or a pharmaceutically acceptable salt thereof.

11. The compound of claim 10 which is a sulfuric acid salt of 7β-[(Z)-2-(5-amino-1,2,4-thiadiazol-3-yl)-2-(1-carboxy-1-methylethoxyimino)acetamido]-3-{3-amino-4-[3-(2-aminoethyl)ureido]-2-methyl-1-pyrazolio}methyl-3-cephem-4-carboxylate.

12. A process for preparing a compound of the formula [I] :



wherein

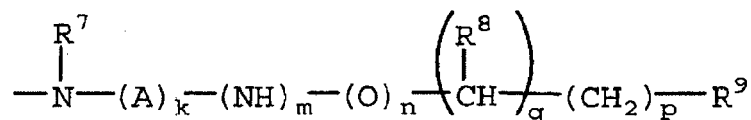
R¹ is C₁-C₆ alkyl, hydroxy (C₁-C₆) alkyl or halo (C₁-C₆) alkyl, and

R² is hydrogen or amino protecting group, or

R¹ and R² are bonded together and form C₁-C₆ alkylene or C₂-C₆ alkenylene;

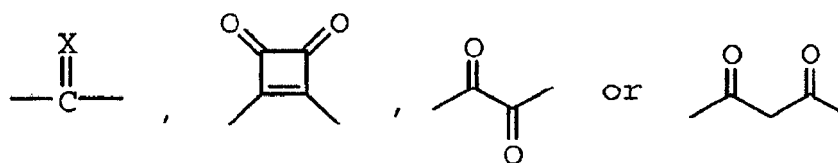
R³ is hydrogen or C₁-C₆ alkyl;

R⁴ is



wherein

A is



wherein X is O or NH,

R⁷ is hydrogen, C₁-C₆ alkyl or amino protecting group,

R⁸ is hydrogen or hydroxy,

R⁹ is amino, mono or di (C₁-C₆) alkylamino, protected amino, guanidino, protected guanidino or saturated 3- to 8-membered heterocyclic group containing 1 to 4 nitrogen atoms optionally substituted by amino or protected amino,

k, m, n and q are independently 0 or 1, and

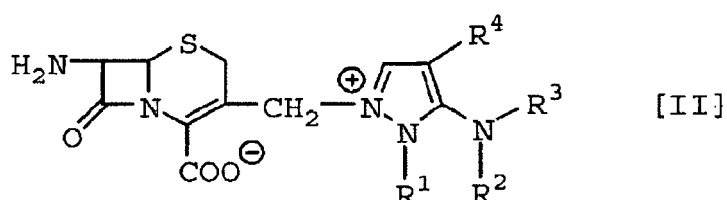
p is 0, 1, 2 or 3;

R⁵ is carboxy or protected carboxy; and

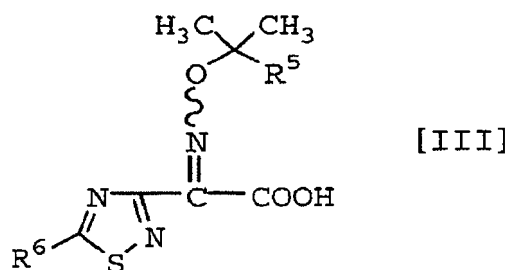
R⁶ is amino or protected amino,

or a salt thereof, which comprises

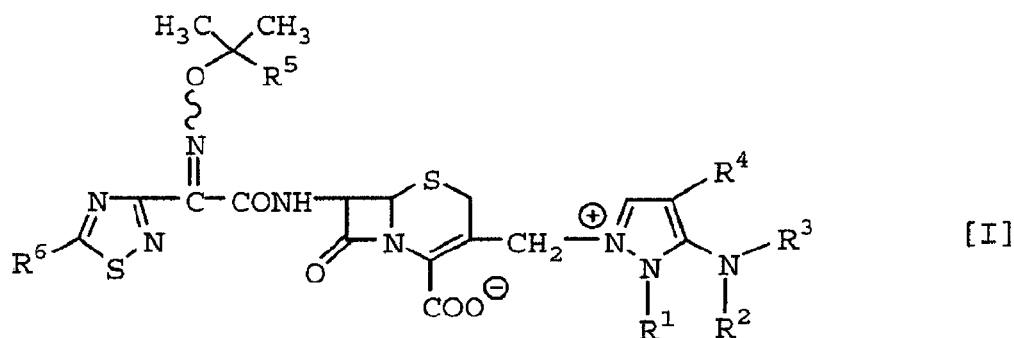
(1) reacting a compound of the formula [II] :



wherein R¹, R², R³ and R⁴ are each as defined above, or its reactive derivative at the amino group, or a salt thereof with a compound of the formula [III] :

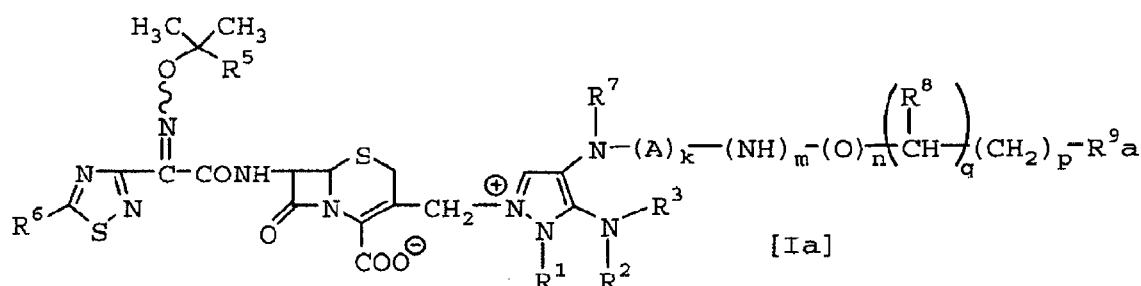


wherein R⁵ and R⁶ are each as defined above, or its reactive derivative at the carboxy group, or a salt thereof to give a compound of the formula [I]:

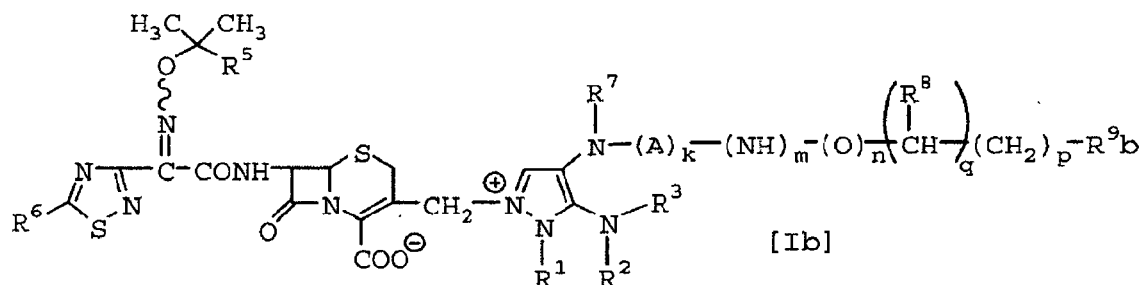


15 wherein R^1 , R^2 , R^3 , R^4 , R^5 and R^6 are each as defined above, or a salt thereof, or

(2) subjecting a compound of the formula [Ia]:

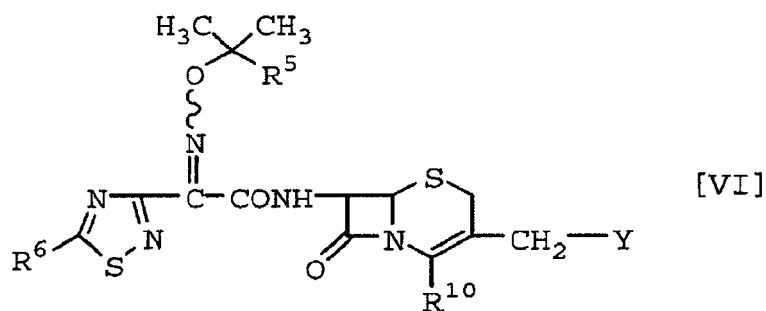


30 wherein R^1 , R^2 , R^3 , R^5 , R^6 , R^7 , R^8 , A, k, m, n, p and q are each as defined above, and R^9a is protected amino, protected guanidino or saturated 3- to 8-membered heterocyclic group containing 1 to 4 nitrogen atoms substituted by protected amino, or a salt thereof to elimination reaction of the amino protecting group to give a compound of the formula [Ib]:

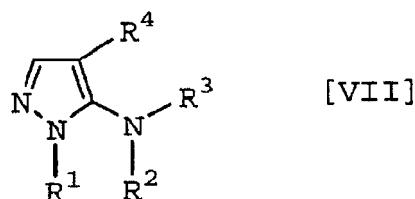


45 wherein R^1 , R^2 , R^3 , R^5 , R^6 , R^7 , R^8 , A, k, m, n, p and q are each as defined above, and R^9b is amino, guanidino or saturated 3- to 8-membered heterocyclic group containing 1 to 4 nitrogen atoms substituted by amino, or a salt thereof, or

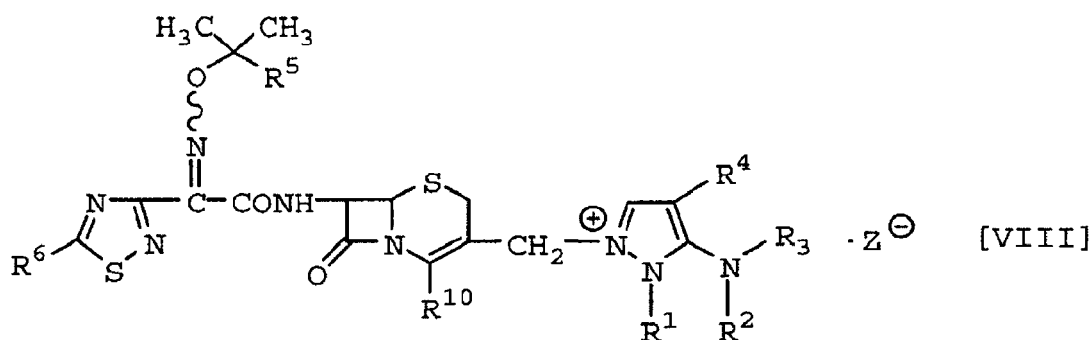
(3) reacting a compound of the formula [VI]:



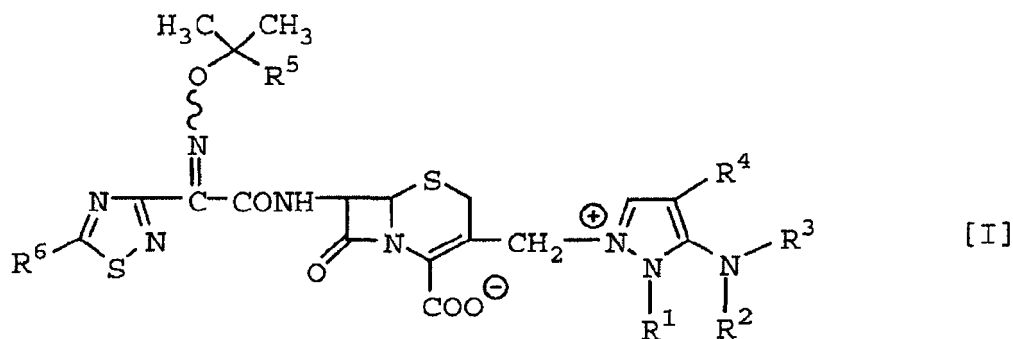
wherein R^5 and R^6 are each as defined above, R^{10} is protected carboxy, and Y is a leaving group, or a salt thereof with a compound of the formula [VII]:



wherein R^1 , R^2 , R^3 and R^4 are each as defined above, or a salt thereof to give a compound of the formula [VIII]:



wherein R^1 , R^2 , R^3 , R^4 , R^5 , R^6 and R^{10} are each as defined above, and Z^- is an anion, or a salt thereof, and subjecting the compound of the formula [VIII] or a salt thereof to elimination reaction of the carboxy protecting group, to give a compound of the formula [I]:



wherein R^1 , R^2 , R^3 , R^4 , R^5 and R^6 are each as defined above, or a salt thereof.

13. A pharmaceutical composition comprising a compound of claim 1 or a pharmaceutically acceptable salt thereof in

admixture with a pharmaceutically acceptable carrier.

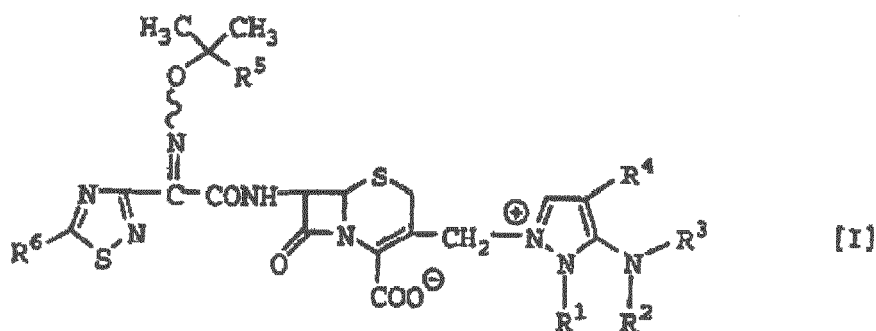
14. A compound of claim 1 or a pharmaceutically acceptable salt thereof for use as a medicament.

15. A compound of claim 1 or a pharmaceutically acceptable salt thereof for use as an antimicrobial agent.

16. Use of a compound of claim 1 or a pharmaceutically acceptable salt thereof for manufacture of a medicament for treating infectious diseases.

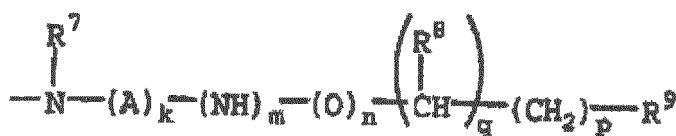
Patentansprüche

1. Verbindung der Formel [I] ;

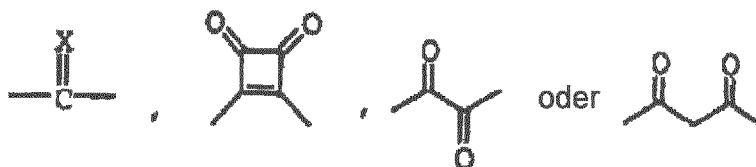


wobei

R¹ (C₁-C₆) Alkyl, Hydroxy (C₁-C₆) alkyl oder Halo(C₁-C₆) alkyl ist, und
 R² Wasserstoff oder eine Aminoschutzgruppe ist, oder
 R¹ und R² aneinander gebunden sind und (C₁-C₆) Alkylen oder (C₂-C₆) Alkenylen bilden;
 R³ Wasserstoff oder (C₁-C₆) Alkyl ist;
 R⁴



ist, wobei
 A



ist, wobei X O oder NH ist,

R⁷ Wasserstoff, (C₁-C₆) Alkyl oder eine Aminoschutzgruppe ist;

R⁸ Wasserstoff oder Hydroxy ist,

R⁹ Amino, Mono- oder Di(C₁-C₆) alkylamino, geschütztes Amino, Guanidino, geschütztes Guanidino oder eine gesättigte 3- bis 8-gliedrige heterocyclische Gruppe ist, welche 1 bis 4 Stickstoffatome enthält, gegebenenfalls substituiert durch Amino oder geschütztes Amino, k, m, n und q unabhängig voneinander 0 oder 1 sind, und p 0, 1, 2 oder 3 ist;

R⁵ Carboxy oder geschütztes Carboxy ist; und
 R⁶ Amino oder geschütztes Amino ist,
 oder ein pharmazeutisch verträgliches Salz davon.

2. Verbindung nach Anspruch 1, wobei

R¹ (C₁-C₆) Alkyl oder Hydroxy(C₁-C₆) alkyl ist, und
 R² Wasserstoff oder eine Aminoschutzgruppe ist, oder
 R¹ und R² aneinander gebunden sind und [C₁-C₆] Alkylen bilden;
 R³ Wasserstoff ist;
 A



ist, wobei X O oder NH ist;
 R⁷ Wasserstoff oder eine Aminoschutzgruppe ist;
 R⁹ Amino oder geschütztes Amino ist; und
 p 0, 1 oder 2 ist;
 oder ein pharmazeutisch verträgliches Salz davon.

3. Verbindung nach Anspruch 2, wobei R⁸ Wasserstoff ist, oder ein pharmazeutisch verträgliches Salz davon.

4. Verbindung nach Anspruch 1, wobei

R¹ (C₁-C₆) Alkyl, Hydroxy (C₁-C₆) alkyl oder Halo (C₁-C₆) alkyl ist, und
 R² Wasserstoff, Aryl(C₁-C₆) alkyl oder Acyl ist, oder
 R¹ und R² aneinander gebunden sind und (C₁-C₆) Alkylen oder (C₂-C₆) Alkenylen bilden;
 R⁵ Carboxy oder verestertes Carboxy ist;
 R⁶ Amino oder Acylamino ist;
 R⁷ Wasserstoff, (C₁-C₆) Alkyl oder Acyl ist; und
 R⁹ Amino, Mono- oder Di(C₁-C₆) alkylamino, Acylamino, Guanidino, Acylguanidino oder eine gesättigte 3- bis 8-
 gliedrige heterocyclische Gruppe ist, die 1 bis 4 Stickstoffatome enthält, gegebenenfalls substituiert durch Amino
 oder Acylamino,
 oder ein pharmazeutisch verträgliches Salz davon.

5. Verbindung nach Anspruch 4, wobei

R¹ (C₁-C₆) Alkyl oder Hydroxy(C₁-C₆) alkyl ist und
 R² Wasserstoff, Aryl(C₁-C₆) alkyl oder Acyl ist, oder
 R¹ und R² aneinander gebunden sind und (C₁-C₆) Alkylen bilden;
 R⁵ Carboxy oder verestertes Carboxy ist;
 R⁶ Amino oder Acylamino ist;
 R⁷ Wasserstoff oder Acyl ist; und
 R⁹ Amino oder Acylamino ist;
 oder ein pharmazeutisch verträgliches Salz davon.

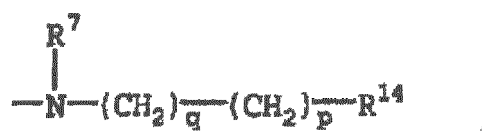
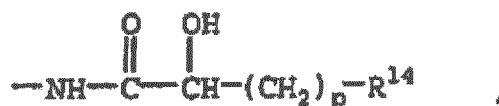
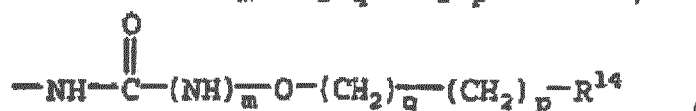
6. Verbindung nach Anspruch 5, wobei

R¹ (C₁-C₆) Alkyl oder Hydroxy(C₁-C₆) alkyl ist; und
 R² Wasserstoff, Aryl (C₁-C₆) alkyl, (C₁-C₆) Alkanoyl oder (C₁-C₆) Alkoxy-carbonyl ist, oder
 R¹ und R² aneinander gebunden sind und (C₁-C₆) Alkylen bilden;
 R⁵ Carboxy oder (C₁-C₆) Alkoxy-carbonyl ist;
 R⁶ Amino, (C₁-C₆) Alkanoylamino oder (C₁-C₆) Alkoxy-carbonylamino ist;
 R⁷ Wasserstoff, (C₁-C₆) Alkanoyl oder (C₁-C₆) Alkoxy-carbonyl ist; und
 R⁹ Amino, (C₁-C₆) Alkanoylamino oder (C₁-C₆) Alkoxy-carbonylamino ist, oder ein pharmazeutisch verträgliches
 Salz davon.

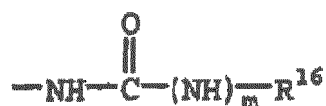
7. Verbindung nach Anspruch 6, wobei

R¹ (C₁-C₆) Alkyl oder Hydroxy (C₁-C₆) alkyl ist, und
 R² Wasserstoff ist, oder
 R¹ und R² aneinander gebunden sind und (C₁-C₆) Alkylen bilden;
 R⁵ Carboxy ist;
 R⁶ Amino ist;
 R⁷ Wasserstoff oder (C₁-C₆) Alkanoyl ist; und
 R⁹ Amino ist,
 oder ein pharmazeutisch verträgliches Salz davon,

8. Verbindung nach Anspruch 1, wobei
 R⁴ ausgewählt wird aus der Gruppe, die besteht aus

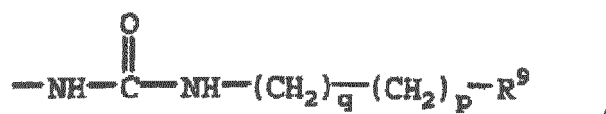


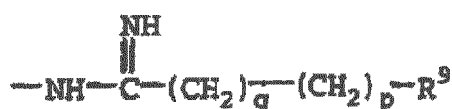
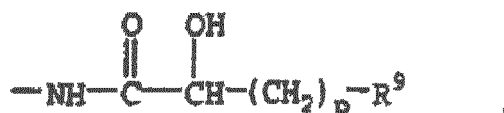
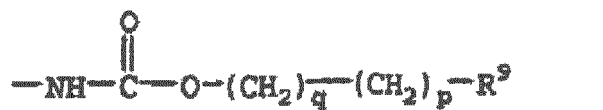
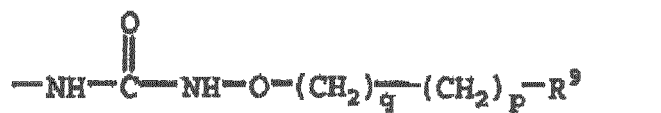
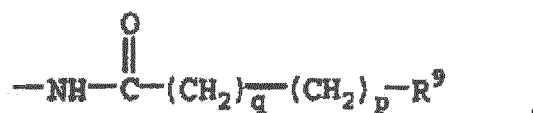
und



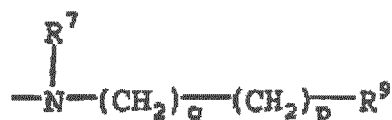
wobei R⁷, A, m, p und q jeweils wie in Anspruch 1 definiert sind,
 R¹⁴ Amino, Mono- oder Di(C₁-C₆) alkylamino oder geschütztes Amino ist, R¹⁵ Guanidino oder geschütztes Guanidino ist, und
 R¹⁶ eine gesättigte 3- bis 8-gliedrige heterocyclische Gruppe ist, die 1 bis 4 Stickstoffatome enthält, gegebenenfalls durch Amino oder geschütztes Amino substituiert,
 oder ein pharmazeutisch verträgliches Salz davon.

9. Verbindung nach Anspruch 1, wobei
 R⁴ ausgewählt wird aus der Gruppe, die besteht aus





und



wobei p 0, 1 oder 2 ist,

q 0 oder 1 ist,

R⁷ Wasserstoff oder eine Aminoschutzgruppe ist, und

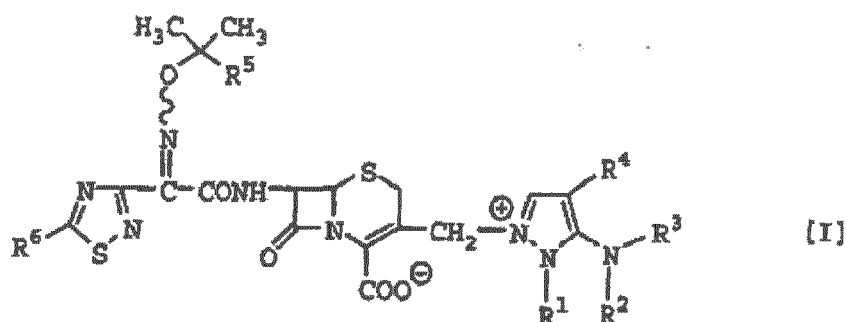
R⁹ Amino oder geschütztes Amino ist,

oder ein pharmazeutisch verträgliches Salz davon.

10. Verbindung nach Anspruch 9, die 7β-[(Z)-2-(5-Amino-1,2,4-thiadiazol-3-yl)-2-(1-carboxy-1-methylethoxyimino)acetamido]-3-{3-amino-4-[3-(2-aminoethyl)ureido]-2-methyl-1-pyrazolio}methyl-3-cephem-4-carboxylat oder ein pharmazeutisch verträgliches Salz davon ist.

11. Verbindung nach Anspruch 10, die ein Schwefelsäuresalz von 7β-[(Z)-2-(5-Amino-1,2,4-thiadiazol-3-yl)-2-(1-carboxy-1-methylethoxyimino)acetamido]-3-{3-amino-4-[3-(2-aminoethyl)ureido]-2-methyl-1-pyrazolio}methyl-3-cephem-4-carboxylat ist,

12. Verfahren zur Herstellung einer Verbindung der Formel [I]



wobei

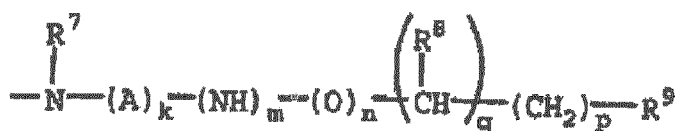
R^1 (C_1 - C_6) Alkyl, Hydroxy (C_1 - C_6) alkyl oder Halo(C_1 - C_6) alkyl ist, und

R^2 Wasserstoff oder eine Aminoschutzgruppe ist, oder

R^1 und R^2 aneinander gebunden sind und (C_1 - C_6) Alkylen oder (C_2 - C_6) Alkenylen bilden;

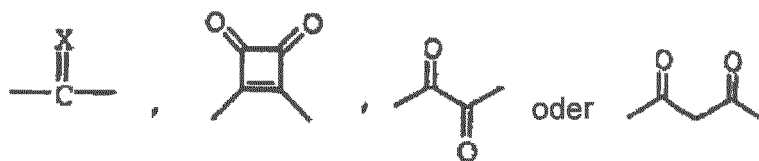
R^3 Wasserstoff oder (C_1 - C_6) Alkyl ist;

R^4



ist, wobei

A



ist, wobei X O oder NH ist,

R^7 Wasserstoff, (C_1 - C_6) Alkyl oder eine Aminoschutzgruppe ist;

R^8 Wasserstoff oder Hydroxy ist,

R^9 Amino, Mono- oder Di(C_1 - C_6) alkylamino, geschütztes Amino, Guanidino, geschütztes Guanidino oder eine gesättigte 3- bis 8-gliedrige heterocyclische Gruppe ist, welche 1 bis 4 Stickstoffatome enthält, gegebenenfalls substituiert durch Amino oder geschütztes Amino,

k, m, n und q unabhängig voneinander 0 oder 1 sind, und

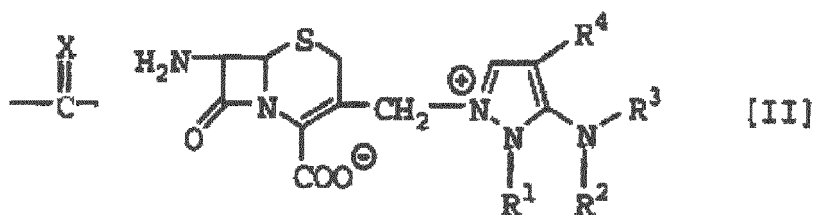
p 0, 1, 2 oder 3 ist;

R^5 Carboxy oder geschütztes Carboxy ist; und

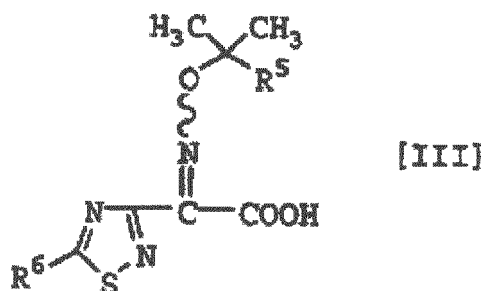
R^6 Amino oder geschütztes Amino ist,

oder ein Salz davon, welches umfasst

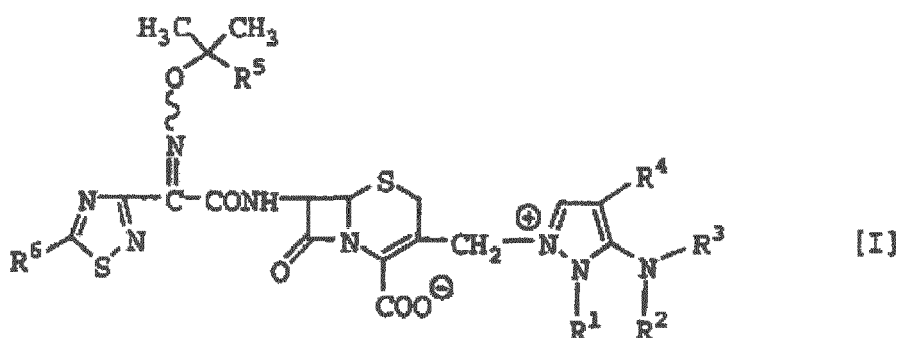
(1) Umsetzung einer Verbindung der Formel [II]:



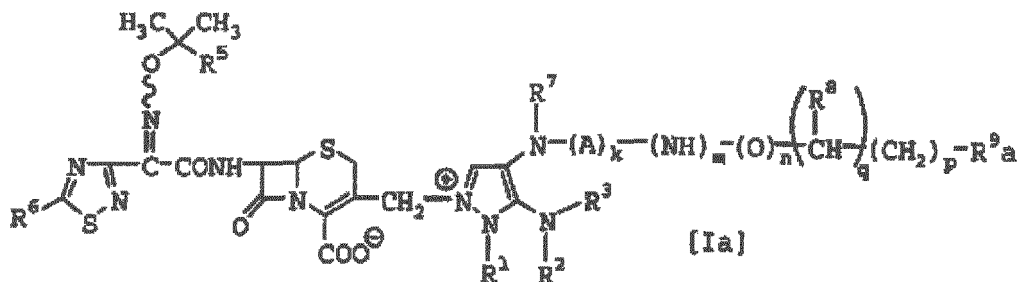
wobei R^1 , R^2 , R^3 und R^4 jeweils wie oben definiert sind, oder ihres reaktiven Derivats an der Aminogruppe, oder eines Salzes davon mit einer Verbindung der Formel [III]:



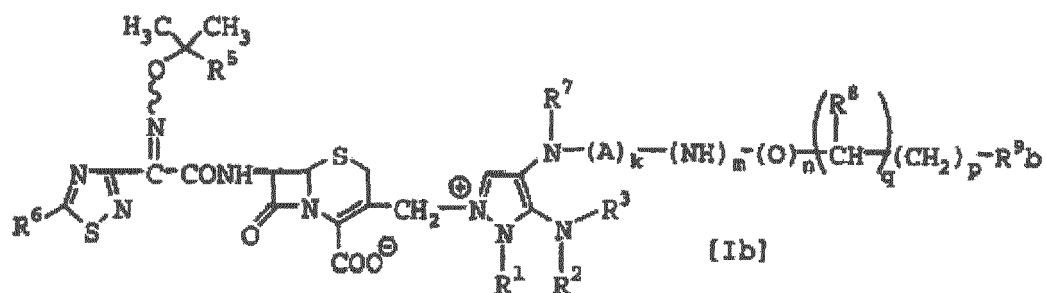
wobei R^5 und R^6 jeweils wie oben definiert sind, oder ihres reaktiven Derivats an der Carboxygruppe, oder eines Salzes davon zur Herstellung einer Verbindung der Formel [I]:



wobei R^1 , R^2 , R^3 , R^4 , R^5 und R^6 jeweils wie oben definiert sind, oder eines Salzes davon, oder
(2) Durchführung einer Eliminierungsreaktion der Aminoschutzgruppe, mit einer Verbindung der Formel [Ia]:

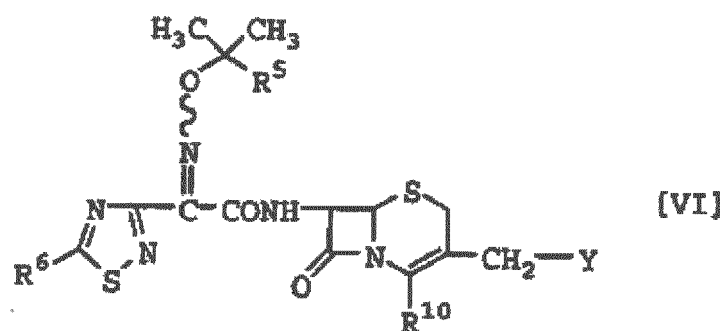


wobei R^1 , R^2 , R^3 , R^5 , R^6 , R^7 , R^8 , A, k, m, n, p und q jeweils wie oben definiert sind, und R^9 a geschütztes Amino, geschütztes Guanidino oder eine gesättigte 3- bis 8-gliedrige heterocyclische Gruppe ist, die 1 bis 4 Stickstoffatome enthält, gegebenenfalls substituiert wird durch geschütztes Amino, oder eines Salzes davon zur Herstellung einer Verbindung der Formel [Ib]:

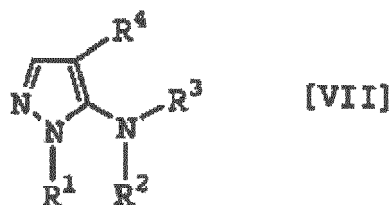


wobei R¹, R², R³, R⁵, R⁶, R⁷, R⁸, A, k, m, n, p und q jeweils wie oben definiert sind, und R^{9b} Amino, Guanidino oder eine gesättigte 3- bis 8-gliedrige heterocyclische Gruppe ist, enthaltend 1 bis 4 Stickstoffatome, substituiert durch Amino, oder eines Salzes davon, oder

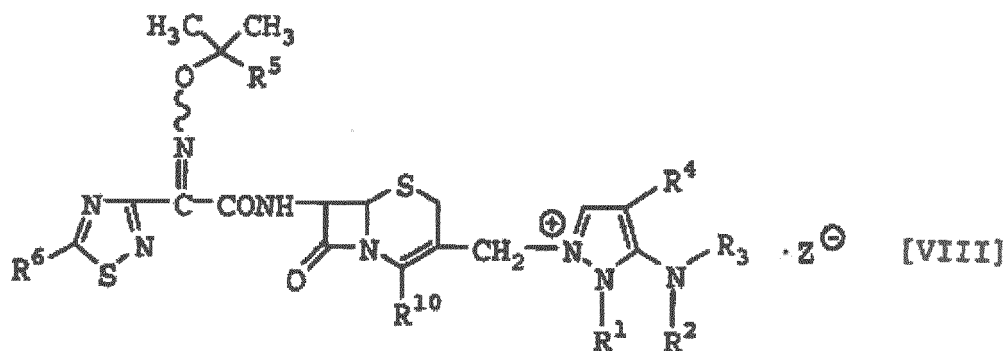
(3) Umsetzung einer Verbindung der Formel [VI]:



wobei R⁵ und R⁶ jeweils wie oben definiert sind, R¹⁰ geschütztes Carboxy ist, und Y eine Abgangsgruppe ist, oder eine Salzes davon, mit einer Verbindung der Formel [VII]:

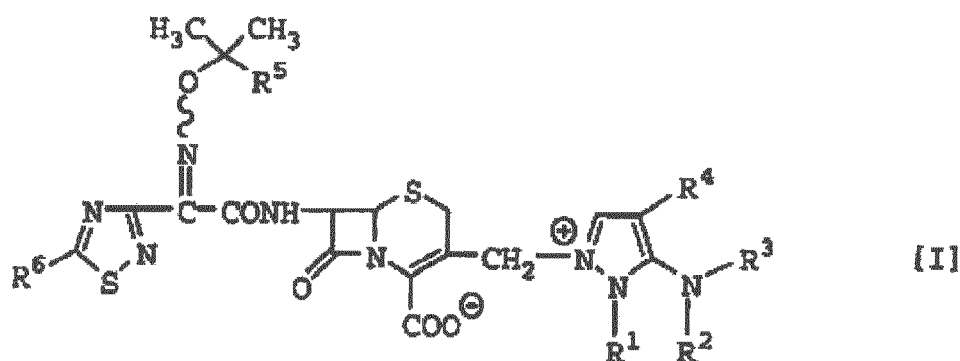


wobei R¹, R², R³ und R⁴ jeweils wie oben definiert sind, oder eines Salzes davon zur Herstellung einer Verbindung der Formel [VIII]:



wobei R¹, R², R³, R⁴, R⁵, R⁶ und R¹⁰ jeweils wie oben definiert sind, und Z⁻ ein Anion ist, oder eines Salzes davon, und Durchführung einer Eliminierungsreaktion der Carboxyschutzgruppe mit der Verbindung der Formel

[VIII] oder einem Salz davon zur Herstellung einer Verbindung der Formel [I];

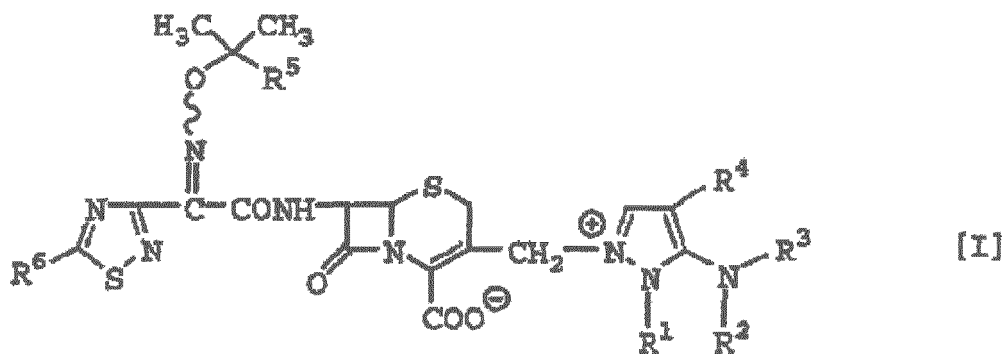


wobei R¹, R², R³, R⁴, R⁵ und R⁶ jeweils wie oben definiert sind, oder eines Salzes davon.

13. Pharmazeutische Zusammensetzung, umfassend eine Verbindung nach Anspruch 1 oder eines pharmazeutisch verträglichen Salzes davon im Gemisch mit einem pharmazeutisch verträglichen Träger.
14. Verbindung nach Anspruch 1 oder pharmazeutisch verträgliches Salz davon zur Verwendung als Medikament.
15. Verbindung nach Anspruch 1 oder ein pharmazeutisch verträgliches Salz davon zur Verwendung als antimikrobielles Mittel.
16. Verwendung einer Verbindung nach Anspruch 1 oder eines pharmazeutisch verträglichen Salzes davon zur Herstellung eines Medikaments zur Behandlung infektiöser Erkrankungen.

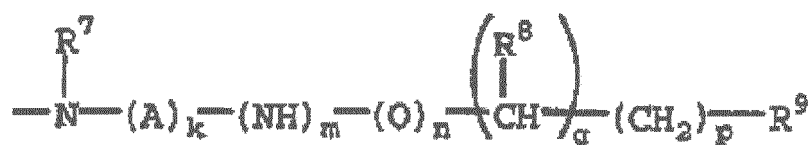
Revendications

1. Composé de formule [I] :



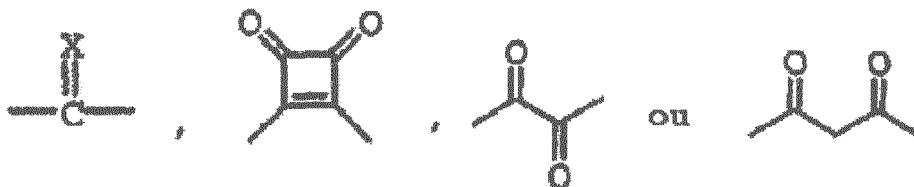
dans laquelle

R¹ représente un groupe alkyle en C₁ à C₆, hydroxyalkyle en C₁ à C₆ ou halogénoalkyle en C₁ à C₆, et
 R² représente un atome d'hydrogène ou un groupe amino-protecteur, ou
 R¹ et R² sont liés ensemble et forment un groupe alkylène en C₁ à C₆ ou alcénylène en C₂ à C₆ ;
 R³ représente un atome d'hydrogène ou un groupe alkyle en C₁ à C₆ ;
 R⁴ représente



où

A représente



où X représente O ou NH,

R⁷ représente un atome d'hydrogène, un groupe alkyle en C₁ à C₆ ou amino-protecteur,

R⁸ représente un atome d'hydrogène ou un groupe hydroxy,

R⁹ représente un groupe amino, mono- ou di-alkyl(en C₁ à C₆)amino, amino protégé, guanidino, guanidino protégé ou hétérocyclique de 3 à 8 chaînons saturé contenant de 1 à 4 atomes d'azote éventuellement substitué par un groupe amino ou amino protégé,

k, m, n et q valent indépendamment 0 ou 1, et

p vaut 0, 1, 2 ou 3 ;

R⁵ représente un groupe carboxy ou carboxy protégé ; et

R⁶ représente un groupe amino ou amino protégé,

ou un sel pharmaceutiquement acceptable de celui-ci.

2. Composé selon la revendication 1 dans lequel

R¹ représente un groupe alkyle en C₁ à C₆ ou hydroxyalkyle en C₁ à C₆, et

R² représente un atome d'hydrogène ou un groupe amino-protecteur, ou

R¹ et R² sont liés ensemble et forment un groupe alkylène en C₁ à C₆ ;

R³ représente un atome d'hydrogène ;

A représente



où X représente O ou NH ;

R⁷ représente un atome d'hydrogène ou un groupe amino-protecteur ;

R⁹ représente un groupe amino ou amino protégé ; et

p vaut 0, 1 ou 2 ;

ou un sel pharmaceutiquement acceptable de celui-ci.

3. Composé selon la revendication 2, dans lequel R⁸ représente un atome d'hydrogène, ou un sel pharmaceutiquement acceptable de celui-ci.

4. Composé selon la revendication 1, dans lequel R¹ représente un groupe alkyle en C₁ à C₆, hydroxyalkyle en C₁ à C₆ ou halogénoalkyle en C₁ à C₆, et

R² représente un atome d'hydrogène ou un groupe arylalkyle en C₁ à C₆ ou acyle, ou

R¹ et R² sont liés ensemble et forment un groupe alkylène en C₁ à C₆ ou alcénylène en C₂ à C₆ ;

R⁵ représente un groupe carboxy ou carboxy estérifié ; R⁶ représente un groupe amino ou acylamino ;

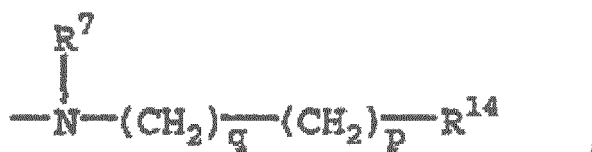
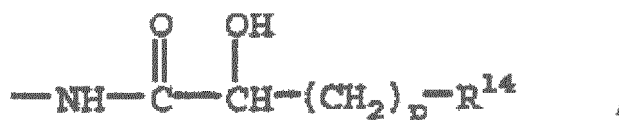
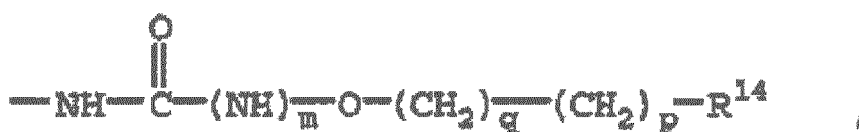
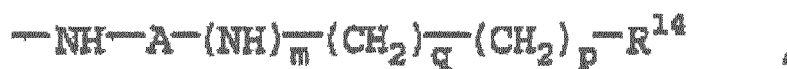
R⁷ représente un atome d'hydrogène, un groupe alkyle en C₁ à C₆ ou acyle ; et

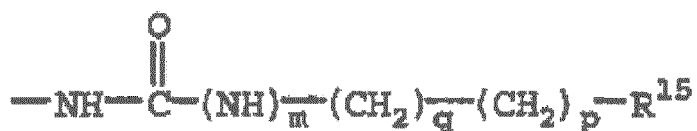
R⁹ représente un groupe amino, mono- ou di-alkyl(en C₁ à C₆)amino, acylamino, guanidino, acylguanidino ou hétérocyclique de 3 à 8 chaînons saturé contenant de 1 à 4 atomes d'azote éventuellement substitué par un groupe

amino ou acylamino,
ou un sel pharmaceutiquement acceptable de celui-ci.

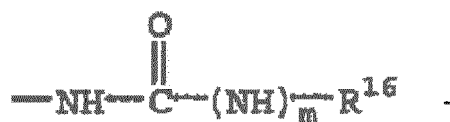
5. Composé selon la revendication 4, dans lequel R¹ représente un groupe alkyle en C₁ à C₆ ou hydroxyalkyle en C₁ à C₆, et
R² représente un atome d'hydrogène ou un groupe arylalkyle en C₁ à C₆ ou acyle, ou
R¹ et R² sont liés ensemble et forment un groupe alkylène en C₁ à C₆ ;
R⁵ représente un groupe carboxy ou carboxy estérifié ; R⁶ représente un groupe amino ou acylamino ;
R⁷ représente un atome d'hydrogène ou un groupe acyle ; et
R⁹ représente un groupe amino ou acylamino,
ou un sel pharmaceutiquement acceptable de celui-ci.
6. Composé selon la revendication 5, dans lequel R¹ représente un groupe alkyle en C₁ à C₆ ou hydroxyalkyle en C₁ à C₆, et
R² représente un atome d'hydrogène, un groupe arylalkyle en C₁ à C₆, alcanoyl en C₁ à C₆ ou alcoxy(en C₁ à C₆) carbonyle, ou
R¹ et R² sont liés ensemble et forment un groupe alkylène en C₁ à C₆ ;
R⁵ représente un groupe carboxy ou alcoxy(en C₁ à C₆) carbonyle;
R⁶ représente un groupe amino, alcanoyl(en C₁ à C₆)amino ou alcoxy(en C₁ à C₆) carbonylamino ;
R⁷ représente un atome d'hydrogène ou un groupe alcanoyl en C₁ à C₆ ou alcoxy(en C₁ à C₆) -carbonyle ;
et
R⁹ représente un groupe amino ou alcanoyl(en C₁ à C₆)amino ou alcoxy(en C₁ à C₆)carbonylamino,
ou un sel pharmaceutiquement acceptable de celui-ci.
7. Composé selon la revendication 6, dans lequel R¹ représente un groupe alkyle en C₁ à C₆ ou hydroxyalkyle en C₁ à C₆, et
R² représente un atome d'hydrogène, ou
R¹ et R² sont liés ensemble et forment un groupe alkylène en C₁ à C₆;
R⁵ représente un groupe carboxy ;
R⁶ représente un groupe amino ;
R⁷ représente un atome d'hydrogène ou un groupe alcanoyl en C₁ à C₆ ; et
R⁹ représente un groupe amino,
ou un sel pharmaceutiquement acceptable de celui-ci.

8. Composé selon la revendication 1, dans lequel R⁴ est choisi dans le groupe constitué de



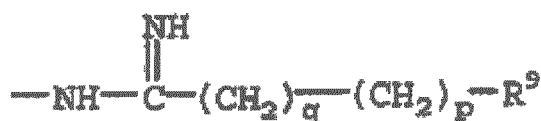
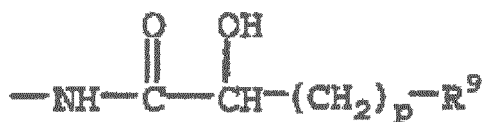
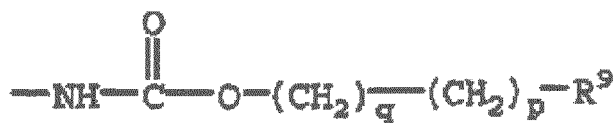
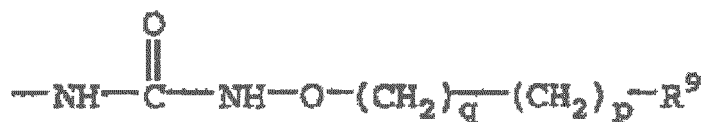
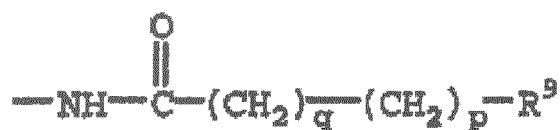
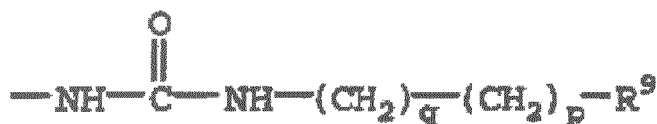


et

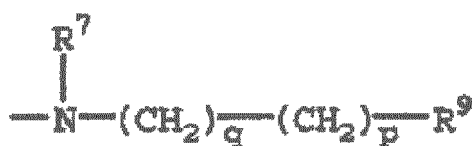


où R⁷, A, m, p et q sont chacun tels que définis dans la revendication 1,
 R¹⁴ représente un groupe amino, mono- ou di-alkyl(en C₁ à C₆)amino ou amino protégé,
 R¹⁵ représente un groupe guanidino ou guanidino protégé, et
 R¹⁶ représente un groupe hétérocyclique de 3 à 8 chaînons saturé contenant 1 à 4 atomes d'azote éventuellement
 substitué par un groupe amino ou amino protégé,
 ou un sel pharmaceutiquement acceptable de celui-ci.

9. Composé selon la revendication 1, dans lequel R⁴ est choisi dans le groupe constitué de



et



où

p vaut 0, 1 ou 2,

q vaut 0 ou 1,

R⁷ représente un atome d'hydrogène ou un groupe amino-protecteur, et

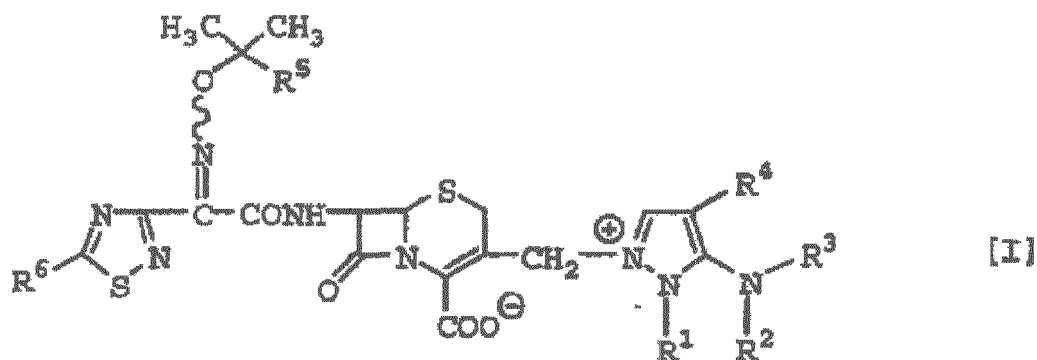
R⁹ représente un groupe amino ou amino protégé,

ou un sel pharmaceutiquement acceptable de celui-ci.

10. Composé selon la revendication 9, qui est le 7β-[(Z)-2-(5-amino-1,2,4-thiadiazol-3-yl)-2-(1-carboxy-1-méthyléthoxyimino)acétamido]-3-{3-amino-4-[3-(2-aminoéthyl)uréido]-2-méthyl-1-pyrazolio}méthyl-3-céphème-4-carboxylate ou un sel pharmaceutiquement acceptable de celui-ci.

11. Composé selon la revendication 10, qui est un sel d'acide sulfurique du 7β-[(Z)-2-(5-amino-1,2,4-thiadiazol-3-yl)-2-(1-carboxy-1-méthyléthoxyimino)-acétamido]-3-{3-amino-4-[3-(2-aminoéthyl)uréido]-2-méthyl-1-pyrazolio}méthyl-3-céphème-4-carboxylate.

12. Procédé de préparation d'un composé de formule [I] :



dans laquelle

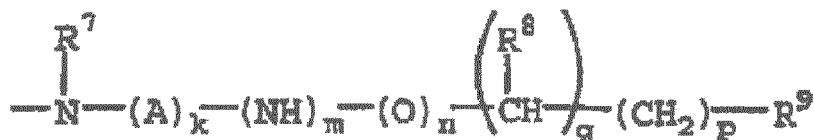
R¹ représente un groupe alkyle en C₁ à C₆, hydroxyalkyle en C₁ à C₆ ou halogénoalkyle en C₁ à C₆, et

R² représente un atome d'hydrogène ou un groupe amino-protecteur, ou

R¹ et R² sont liés ensemble et forment un groupe alkylène en C₁ à C₆ ou alcénylène en C₂ à C₆ ;

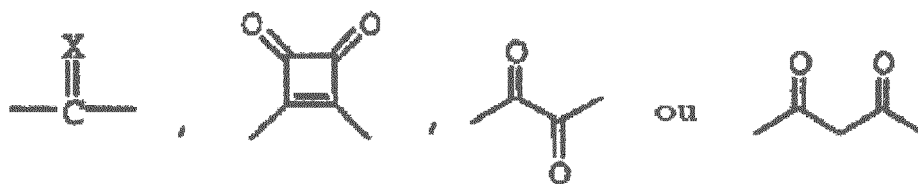
R³ représente un atome d'hydrogène ou un groupe alkyle en C₁ à C₆ ;

R⁴ représente



où

A représente



où X représente O ou NH,

R⁷ représente un atome d'hydrogène, un groupe alkyle en C₁ à C₆ ou amino-protecteur,

R⁸ représente un atome d'hydrogène ou un groupe hydroxy,

R⁹ représente un groupe amino, mono- ou di-alkyl(en C₁ à C₆) amino, amino protégé, guanidino, guanidino protégé ou hétérocyclique de 3 à 8 chaînons saturé contenant de 1 à 4 atomes d'azote éventuellement substitué par un groupe amino ou amino protégé,

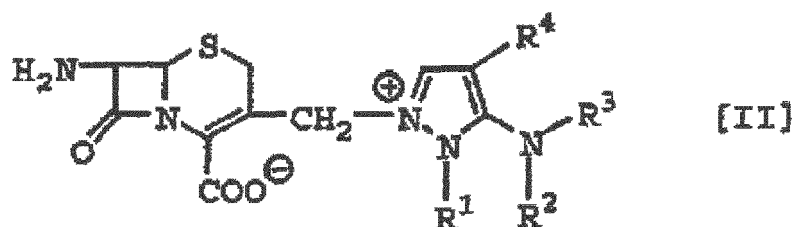
k, m, n et q valent indépendamment 0 ou 1, et

p vaut 0, 1, 2 ou 3 ;

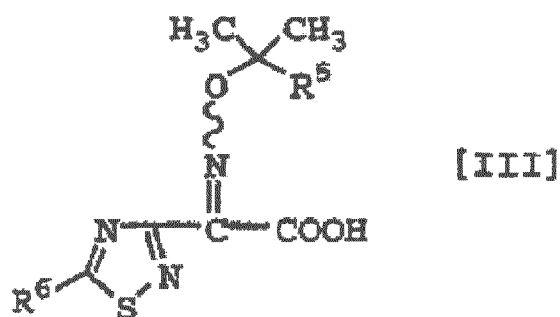
R⁵ représente un groupe carboxy ou carboxy protégé ;

R⁶ représente un groupe amino ou amino protégé, ou d'un sel de celui-ci, qui comprend

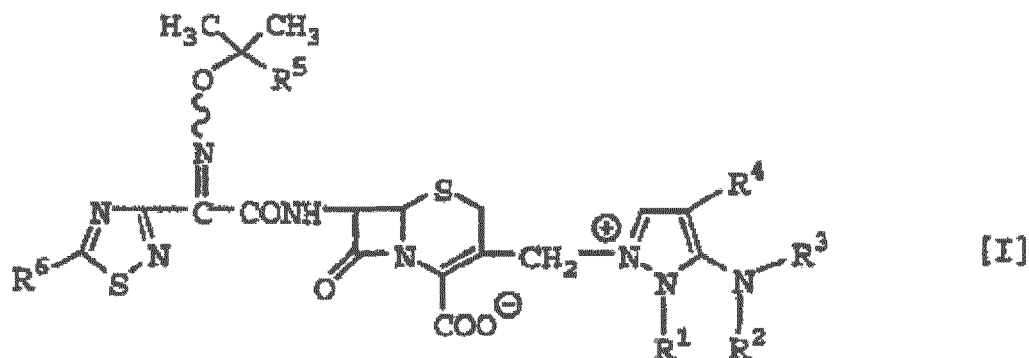
(1) la réaction d'un composé de formule [II] :



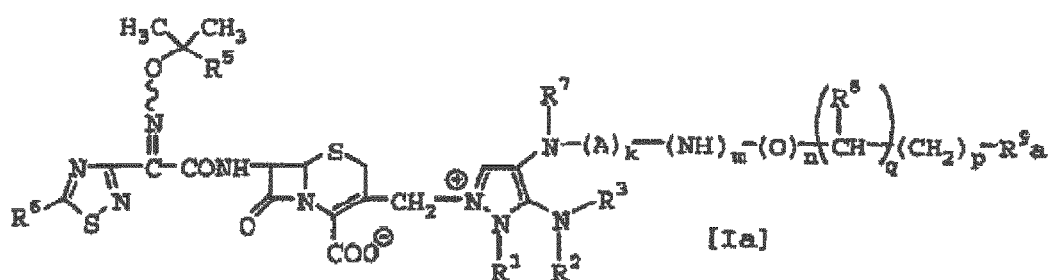
dans laquelle R¹, R², R³ et R⁴ sont chacun tels que définis ci-dessus, ou de son dérivé réactif au niveau du groupe amino, ou d'un sel de celui-ci avec un composé de formule [III] :



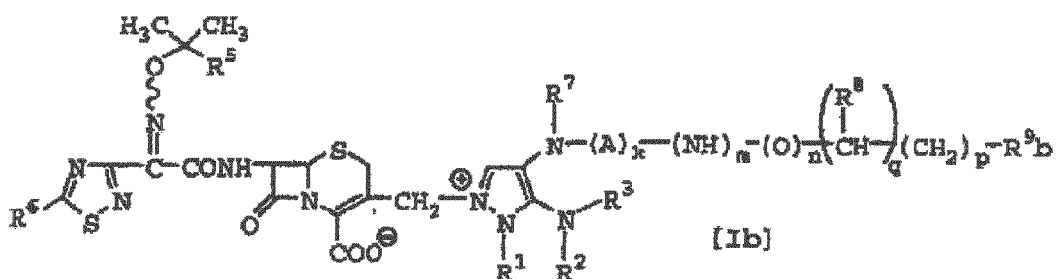
dans laquelle R⁵ et R⁶ sont chacun tels que définis ci-dessus, ou son dérivé réactif au niveau du groupe carboxy, ou un sel de celui-ci pour donner un composé de formule [I] :



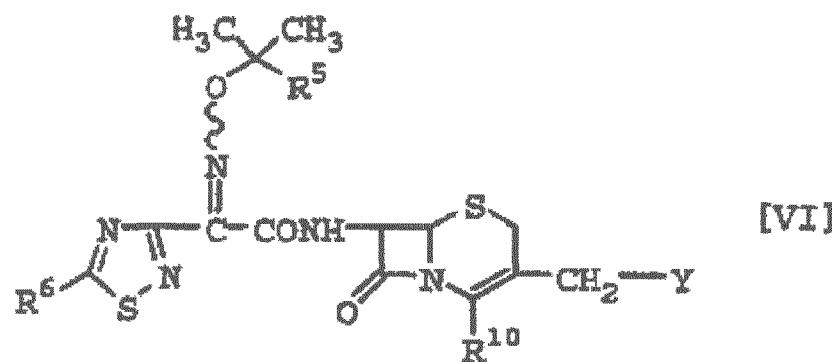
15 dans laquelle R^1 , R^2 , R^3 , R^4 , R^5 et R^6 sont chacun tels que définis ci-dessus, ou un sel de celui-ci, ou
(2) la soumission d'un composé de formule [Ia] :



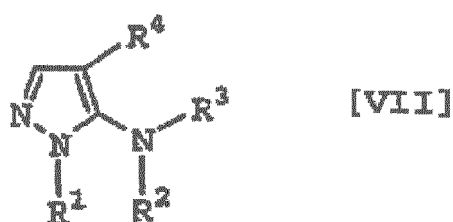
30 dans laquelle R^1 , R^2 , R^3 , R^5 , R^6 , R^7 , R^8 , A, k, m, n, p et q sont chacun tels que définis ci-dessus, et R^9a
représente un groupe amino protégé, guanidino protégé ou hétérocyclique de 3 à 8 chaînons saturé contenant
de 1 à 4 atomes d'azote substitué par un groupe amino, ou un sel de celui-ci à une réaction d'élimination du
groupe amino-protecteur pour donner un composé de formule [Ib] :



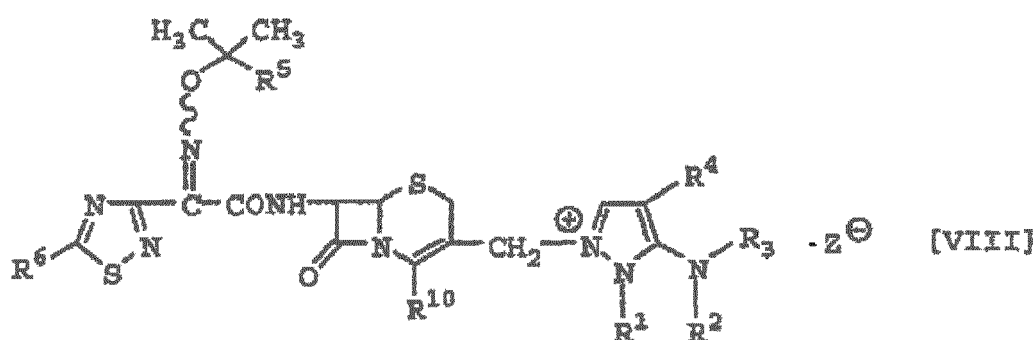
45 dans laquelle R^1 , R^2 , R^3 , R^5 , R^6 , R^7 , R^8 , A, k, m, n, p et q sont chacun tels que définis ci-dessus, et R^9b
représente un groupe amino, guanidino ou hétérocyclique de 3 à 8 chaînons saturé contenant de 1 à 4 atomes
d'azote substitué par un groupe amino, ou un sel de celui-ci, ou
(3) la réaction d'un composé de formule [VI] :



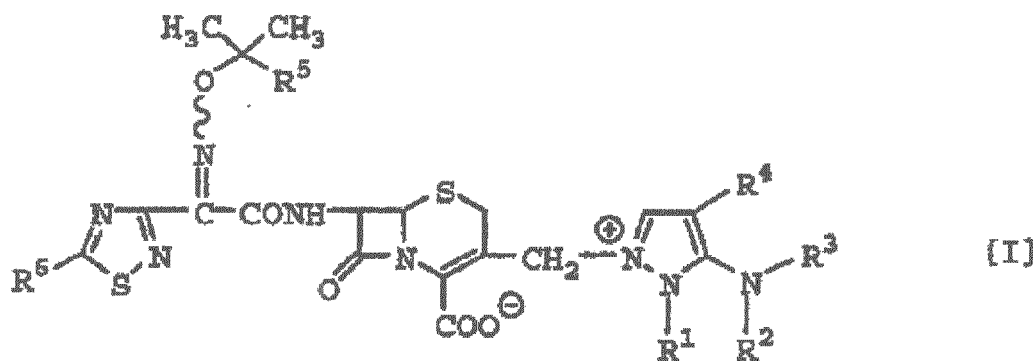
15 dans laquelle R^5 et R^6 sont chacun tels que définis ci-dessus, R^{10} représente un groupe carboxy protégé et Y représente un groupe libérable, ou d'un sel de celui-ci avec un composé de formule [VII] :



25 dans laquelle R^1 , R^2 , R^3 et R^4 sont chacun tels que définis ci-dessus, ou un sel de celui-ci pour donner un composé de formule [VIII] :



45 dans laquelle R^1 , R^2 , R^3 , R^4 , R^5 , R^6 et R^{10} sont chacun tels que définis ci-dessus, et z^\ominus représente un anion, ou un sel de celui-ci, et la soumission du composé de formule [VIII] ou d'un sel de celui-ci à une réaction d'élimination du groupe carboxy-protecteur, pour donner un composé de formule [I] :



EP 1 556 389 B9

dans laquelle R¹, R², R³, R⁴, R⁵ et R⁶ sont chacun tels que définis ci-dessus, ou un sel de celui-ci.

5 **13.** Composition pharmaceutique comprenant un composé selon la revendication 1 ou un sel pharmaceutiquement acceptable de celui-ci en mélange avec un support pharmaceutiquement acceptable.

14. Composé selon la revendication 1 ou un sel pharmaceutiquement acceptable de celui-ci pour une utilisation en tant que médicament.

10 **15.** Composé selon la revendication 1 ou un sel pharmaceutiquement acceptable de celui-ci pour une utilisation en tant qu'agent antimicrobien.

16. Utilisation d'un composé selon la revendication 1 ou d'un sel pharmaceutiquement acceptable de celui-ci pour la fabrication d'un médicament destiné au traitement de maladies infectieuses.

15

20

25

30

35

40

45

50

55

REFERENCES CITED IN THE DESCRIPTION

This list of references cited by the applicant is for the reader's convenience only. It does not form part of the European patent document. Even though great care has been taken in compiling the references, errors or omissions cannot be excluded and the EPO disclaims all liability in this regard.

Patent documents cited in the description

- EP 0047977 A [0002]
- EP 1134222 A [0002]
- EP 1392704 A [0002]
- JP 04288086 A [0002]
- AU 2002952355 [0279]
- AU 2003904813 [0279]