



(12) **EUROPEAN PATENT APPLICATION**
published in accordance with Art. 158(3) EPC

(43) Date of publication:
14.12.2005 Bulletin 2005/50

(51) Int Cl.7: **A45D 34/04**

(21) Application number: **04721299.8**

(86) International application number:
PCT/JP2004/003532

(22) Date of filing: **17.03.2004**

(87) International publication number:
WO 2004/082425 (30.09.2004 Gazette 2004/40)

(84) Designated Contracting States:
AT BE BG CH CY CZ DE DK EE ES FI FR GB GR
HU IE IT LI LU MC NL PL PT RO SE SI SK TR
Designated Extension States:
AL LT LV MK

(72) Inventor: **Tahara, Tensen**
Kita-ku, Tokyo 114-0012 (JP)

(30) Priority: **19.03.2003 JP 200374713**

(74) Representative: **Becker Kurig Straus**
Patentanwälte
Bavariastrasse 7
80336 München (DE)

(71) Applicant: **Tahara, Tensen**
Kita-ku, Tokyo 114-0012 (JP)

(54) **COSMETIC TOOL FOR LASH**

(57) A cosmetic tool for lash capable of curling lash concurrently with the painting of eyeblack to reduce labor for cosmeticizing the lash, wherein a pair of operating levers (2) and (3) forming operation parts (1) at one end sides thereof for applying fingers thereto are formed in the form of a scissors/trowel by pivotally mounting

these levers at a body part. The other end side (2a) of one operation lever (2) inserted into an eyeblack storage container (5) is formed in a paint brush shape. Hair (3b) for painting the eyeblack (6) on the lash (7) in association with hair (2b) at the other end (2a) of the operation lever (2) is desirably fitted to the other side (3a) of the operation lever (3).

FIG.1A

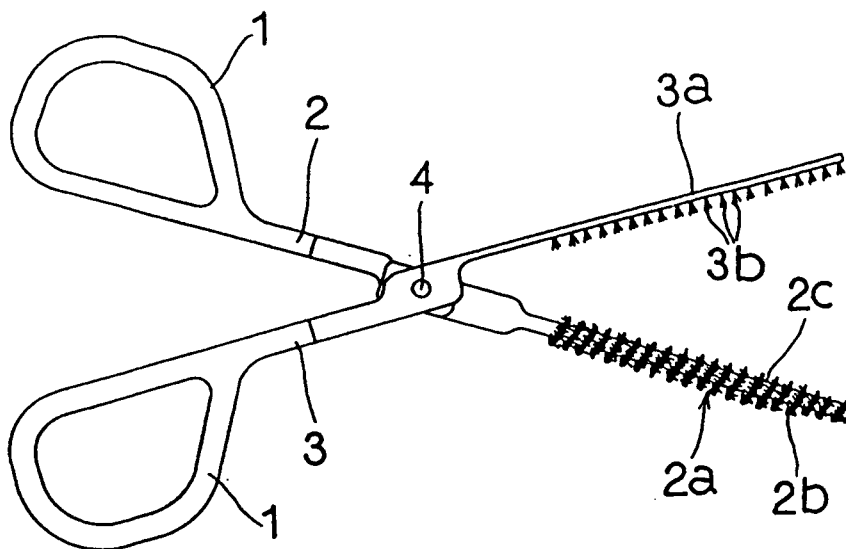
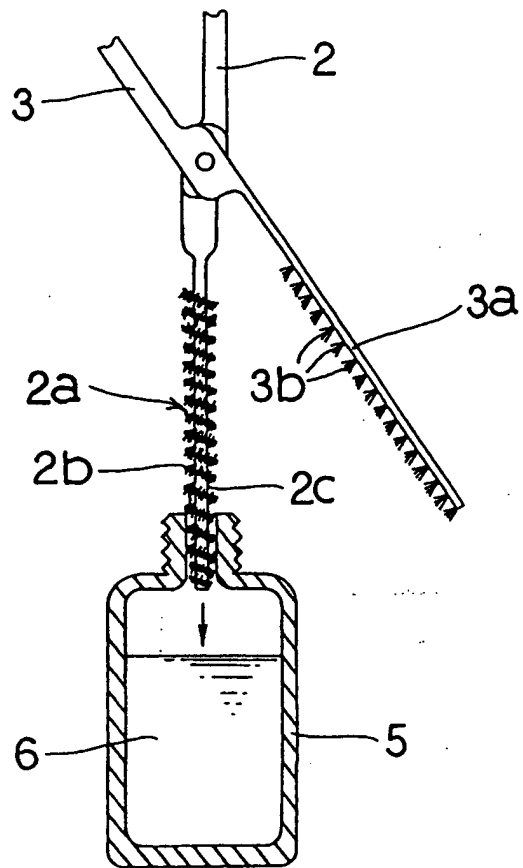


FIG.1B



Description

Technical Field

[0001] The present invention relates to a cosmetic tool for lash, further specifically to the cosmetic tool for lash capable of curling lash concurrently with the painting of eyeblack.

Background Art

[0002] Conventionally, this kind of a cosmetic tool is usually formed by an eyeblack storage container and a paint brush fitted to the inner side of a cap of this storage container (for example see JP2002-85149A).

[0003] Also, a conventional lush curler includes such a kind of a lush curler in which a first lever and a second lever are connected in the form of scissors, and a plate-like upper clamping-pressure body is vertically fitted to the tip part of the first lever and a lower clamping-pressure body having an elastic body is fitted to the tip part of the second lever (for example, see JP10-295433A).

[0004] The lush curler thus given functions to curl lush by clamping the lush between an upper clamping-pressure body and a lower clamping-pressure body in the state of the lower clamping-pressure body being pushed upward by operating the tip ends of the first and second lever like scissors with fingers to close the tip ends thereof with the front face of the upper clamping-pressure body put on an eyelid.

[0005] Conventionally, when painting the eyeblack on a lush, as described above, it was usually the case that with a cap of the eyeblack storage container held with fingers, the paint brush fitted to the inside thereof is used. When curling the lush, it was usually the case that the lush curler described in JP10-295433A has been used.

[0006] Conventionally, when cosmeticizing the lush, it is necessary to curl the lush first and then paint the eyeblack thereto. Therefore, according to the existing tool, there has remained a problem that it takes a lot of labor to cosmeticize the lush. In addition, when the conventional cosmetic tool for lush is used, it is difficult to paint the eyeblack on the inner corner of an eye and the outer corner of an eye.

Disclosure of the Invention

[0007] In view of the above-described circumstances, the present invention is proposed.

[0008] Accordingly, it is technical problems in the present invention to provide a cosmetic tool for lush capable of curling lash concurrently with painting an eyeblack on the lash in every detail, and thereby, reducing labor for cosmeticizing the lash.

[0009] In order to solve the problems, the present invention takes several technical means as follows.

[0010] The present invention is characterized in, as

shown in Fig.1, that a pair of operation levers 2 and 3 forming operation parts 1 at one end sides thereof for applying fingers thereto are formed in the form of scissors/trowel by pivotally mounting these levers 2 and 3 at a body part, meanwhile, that the other end side 2a of one operation lever 2 inserted into an eyeblack storage container 5 is formed into a paint brush manner(claim 1).

[0011] In this case, hair 3b for painting an eyeblack 6 on lash 7 in association with hair 2b at the other end side 2a of the one operation lever 2 is desirably fitted to the other end side 3a of the other operation lever 3(claim 2).

[0012] Because, according to the above aspect, it is possible to paint evenly the eyeblack 6 on the whole part of the lash 7, thus preventing an uneven painting.

[0013] In the present invention, preferably hair 2b is spirally fitted to the other end side 2a of the one operation lever 2, and hair 3b of the other operation lever 3 is positioned, so that hair end thereof is inserted into a spiral hairless portion 2c of the one operation lever 2 (claim 3).

[0014] Because, according to the above aspect, the eyeblack 6 is granulated by the hair 3b of the other operation lever 3, thus preventing the eyeblack 6 from being painted in a state of a large drop.

[0015] In addition, in the present invention, hair 3'b for painting the eyeblack 6 on the lush 7 in association with hair 2'b at the other end side 2'a of one operation lever 2' is spirally fitted to the other end side 3'a of the other operation lever 3'. Hair ends of the hair 2'b and the hair 3'b are positioned so as to be reciprocally inserted into the spiral hairless portion. The hair 3'b is formed in such a state that the outside hair is relatively longer than the inside (side for painting the eyeblack in association with the hair 2'b) hair. Preferably, hair 3'd is fitted to the tip part 3'd of the other end side 3'a.

[0016] Because, according to the above aspect, the eyeblack 6 is easily painted on the lush 7, and in addition, the eyeblack 6 can also be painted on short lush of the inner corner or outer corner of the eye (claim 4).

Brief Description of the Drawings

[0017]

Fig.1 is a view showing a first preferable embodiment of a cosmetic tool for lush in the present invention, in which Fig. 1A is a front view of the first embodiment, with a pair of operation levers opened, and Fig. 1B is a sectional view of an essential part that is partly cut for explaining a status of use.

Fig.2 is a front view of the first embodiment of the cosmetic tool for lush, with a pair of operation levers closed.

Fig.3 is a plan view of the first embodiment of the cosmetic tool for lush, with the pair of operation levers closed.

Fig.4 is a perspective view showing a status of use in the first embodiment of the cosmetic tool for lush.

Fig.5 is a front view of the essential part that is partly cut showing the status of use in the first embodiment of the cosmetic tool for lush.

Fig.6 is a side view showing the status of use in the first embodiment of the cosmetic tool for lush.

Fig.7 shows a second embodiment of the cosmetic tool for lush and is a plan view of the second embodiment of the cosmetic tool for lush, with the pair of operation levers opened.

Fig.8 is a plan view of the second embodiment of the cosmetic tool for lush, with the pair of operation levers closed. Fig.9 is a view showing the status of use in the second embodiment of the cosmetic tool for lush, in which Fig.9A is a perspective view showing a first stage of the status of use, Fig.9B is a perspective view showing a second stage of the status of use, and Fig.9C is a perspective view showing a third stage of the status of use.

Fig.10 is a front view of the essential part that is partly cut showing the status of use in the second embodiment of the cosmetic tool for lush.

Fig.11 is a view showing the status of use in the second embodiment of the cosmetic tool for lush, in which Fig.11A is a side view of the first stage of the status of use, and Fig.11B is a side view of the second stage of the status of use.

Fig.12 is a view showing other embodiment of the cosmetic tool for lush and is a plan view of the essential part viewed from above the head.

Best Mode for carrying out the Invention

[0018] Preferable embodiments of the present invention will be explained, in conjunction with the attached drawings.

[0019] As shown in Fig.1 or the like, a pair of operation levers 2 and 3 (2' and 3') forming operation parts 1 at one end sides thereof for applying fingers thereto are formed in the form of scissors/trowel by pivotally mounting these levers at a body part. Here, the form of scissors/trowel means the state of the trowel in the configuration of scissors to be used for trimming hair. More specifically, in a pair of operation levers 2 and 3 (2' and 3') which, if the one end sides thereof are opened with fingers, operate to open the other end sides thereof, and operate, if the one end sides thereof are closed, to close the other end sides thereof, the form of scissors/trowel means, the configuration in which the lush 7 is clamped between the other end sides 2a and 3a (2'a and 3'a) thereof, when, in conjunction with the one end sides thereof closed, the other end sides 2a and 3a (2'a and 3'a) thereof are closed.

[0020] The indicated at 4 is a pivotally mounting pin. The operation parts 1 are annularly formed so that fingers are passable through there. The indicated at 5 is an eyeblack storage container. The other end sides 2a, 2'a, and 3'a of the operation levers 2, 2' and 3' to be inserted into the eyeblack storage container 5 are

formed in a paint brush form.

[0021] In the case of the first embodiment of the present invention, hair 2b at the other end side 2a of the one operation lever 2 is spirally fitted. Also, hair 3b for painting the eyeblack 6 on the lash 7 in association with the hair 2b at the other end side 2a of the operation lever 2 is fitted to the other end side 3a of the other operation lever 3. The hair 3b of the other operation lever 3 is fitted so as to be positioned in such a state that hair end is inserted into a spiral hairless portion 2c of the one operation lever 2.

[0022] In the second embodiment of the present invention, hair 2'b at the other end side 2'a of the one operation lever 2' is spirally fitted. Also, hair 3'b is spirally fitted to the other end side 3'a of the other operation lever 3'. The eyeblack 6 is painted on the lush 7 by using inside hair of the hair 3'b in association with the hair 2'b at the other end side 2'a of the one operation lever 2' and concurrently by using the outside hair independently.

[0023] The hair 3'b of the operation lever 3' is fitted so as to be positioned in such a state that the hair end of the hair 3'b may be inserted into a spiral hairless portion 2'c of the operation lever 2'. Also, the hair end of the hair 2'b of the operation lever 2' is inserted into a spiral hairless portion 3'c of the operation lever 3'. In the hair 3'b of the operation lever 3', inside hair is relatively longer than outside hair. In addition, hair 3'd is fitted to a tip part.

[0024] Next, an example of use of a product in the present invention will be explained.

[0025] Firstly, the first embodiment of the present invention will be explained.

[0026] As shown in Fig.1B, a user firstly inserts the other end side 2a of the one operation lever 2 into the eyeblack storage container 5, and then the eyeblack 6 is painted on the hair 2b. Next, the user pushes and opens the operation parts 1, to open each of the other end sides 2a and 3a of the one operation lever 2 and the other operation lever 3, respectively. In this condition, the lush 7 is arranged between the other end sides 2a and 3a, respectively. In this case, the lush 7 is arranged in such a state that the inside hair of the hair 2b of the one operation lever 2 touches on the lower side of the lush 7 (front side of the lush when it is curled upward). Then, the operation parts 1 are closed, and the lush 7 is clamped by each of the other end sides 2a and 3a (see Fig.4).

[0027] Thereafter, the user turns out the wrist backward, and as shown in Fig.6, operates the operation levers so that the other end sides 2a and 3a are turned back to the side of an eyelid 8. In this way, the eyeblack 6 painted on the hair 2b of the other end side 2a of the one operation lever 2 is painted on the lower side of the lush 7 (front side of the lush 7 when it is turned back to the side of the eyelid 8), and simultaneously the tip end of the lush 7 is bent and curled to the side of the eyelid 8. In this case, in this embodiment, the hair end of the hair 3b at the other end side 3a of the operation lever 3

is inserted into the spirally hairless portion 2c of the other end side 2a of the one operation lever 2 (see Fig.5). Therefore, the eyeblack 6 is prevented from sticking to the lush 7 in a state of a large drop.

[0028] Subsequently, the second embodiment of the present invention will be explained.

[0029] Firstly, the other end side 2'a of the one operation lever 2' and the other end side 3'a of the other operation lever 3' are inserted into the eyeblack storage container 5, and the eyeblack 6 is painted on the hair 2'b and the hair 3'b (not shown). At this time, the other end side 2'a of the one operation lever 2' and the other end side 3'a of the other operation lever 3' may be inserted into the same eyeblack storage container 5, or may be inserted into two separate eyeblack storage containers 5, respectively.

[0030] In the first stage, the user arranges the hair 3'b at the other end side 3'a of the operation lever 3' at the lower side of the lush 7 (the front side of the lush 7 when it is curled upward), with the operation parts 1' closed. At this time, the outside hair of the hair 3'b is pressed against the lush and moved in this state toward the hair end, thereby to paint the eyeblack 6 on the lush (see Fig.9A and Fig.11A).

[0031] Next, in the second stage, the user pushes and opens the operation parts 1', thereby also opening each of the other end sides 2'a and 3'a of the operation lever 2' and the operation lever 3', respectively and the lush 7 is arranged between each of the other end sides 2'a and 3'a. The user also arranges the lush 7 so that the inside hair of the hair 2'b of the operation lever 2' touches on the lower side of the lush 7 (front side of the lush 7 when it is curled upward). Then, operation parts 1' are closed, and the lush 7 is clamped by each of the other end sides 2'a and 3'a (see Fig.9B).

[0032] Thereafter, the user turns out the wrist backward, and operates the operation levers, so that the other end sides 2'a and 3'a are turned back to the side of the eyelid 8 (see Fig.11B). Thus, the eyeblack 6 painted on the hair 2'b at the other end side 2'a of the operation lever 2' is painted on the lower side of the lush 7 (front side of the lush 7 when it is turned back to the side of the eyelid 8), and also the eyeblack 6 painted on the inside hair of the hair 3'b at the other end side 3'a of the operation lever 3' is painted on the upper side of the lush 7 (backside of the lush 7 when it is turned back to the side of the eyelid 8). Simultaneously, the tip end of the lush 7 is bent and curled to the side of the eyelid 8. At this time, the hair 3'b at the other end side 3'a of the other operation lever 3' is inserted into the spiral hairless portion 2'c of the other end side 2'a of the one operation lever 2' (see Fig.10). Accordingly, the eyeblack 6 is prevented from sticking to the lush 7 in a state of a large drop.

[0033] In the third stage, as shown in Fig.9C, by using the hair 3'd fitted to the tip part 3'c of the other end side 3'a of the operation lever 3', the user paints the eyeblack 6 on the lush 7 of the inner corner and the outer corner

of an eye. The lush 7 of the inner corner and the outer corner of the eye are the parts where painting of the eyeblack is hardly possible with this kind of cosmetic tool according to the conventional art, or labor is required. However, according to the present invention, the eyeblack can easily be painted on these parts.

[0034] With regard to the matters mentioned above, the operation parts 1 for applying fingers thereto are not limited to an annular shape in a case of the first and the second embodiments of the present invention. In addition, as shown in Fig.12, each of the other end sides 2a (2'a) and 3a (3'a) of the one operation lever 2 (2') and the other operation lever 3 (3'), respectively may be formed in a shape of a curve along the curve of the eyelid 8. In this case, the lush 7 is easily arranged between each of the other end sides 2a (2'a) and 3a (3'a), thereby facilitating the painting of the eyeblack 6 and the curling operation.

Industrial Applicability

[0035] As described above, in the embodiment 1 according to the present invention, a pair of operation levers are formed in the form of scissors/trowel by pivotally mounting these levers at a body part, and the other end side of the one operation lever to be inserted into an eyeblack storage container is formed in a paint brush shape.

[0036] Accordingly, by using the product of the present invention, painting of the eyeblack on lush and curling of lush can concurrently be performed, thus reducing labor required for cosmeticizing the lash.

[0037] In addition, in the second embodiment according to the present invention, a pair of operation levers are formed in the form of scissors/trowel by pivotally mounting these levers at a body part, and the other end sides of both operation levers are formed in a paint brush shape, and also hair is fitted to the tip part of the other end side of the one operation lever.

[0038] Therefore, by using the product of the present invention, the painting of the eyeblack on the lush and the curling of the lush can concurrently be performed, thereby not only being able to reduce the labor required for cosmeticizing the lash, but also to paint evenly the eyeblack on the whole parts of the lush in every detail. Further, since the eyeblack is painted on the upper side and the lower side of the lush, it is possible to create impressive eyes accentuating the lush.

Claims

1. A cosmetic tool for lush, wherein a pair of operation levers forming operation parts at one end sides thereof for applying fingers thereto are formed in the form of scissors/trowel by pivotally mounting these levers at a body part, and the other end side of one operation lever inserted into an eyeblack storage

container is formed in a paint brush shape.

2. The cosmetic tool for lush according to claim 1, wherein hair for painting the eyeblack on the lush in association with hair at the other end side of the one operation lever is fitted to the other end side of the other operation lever.

3. The cosmetic tool for lush according to claim 2, wherein the hair is spirally fitted to the other end side of the one operation lever, and the hair at the other operation lever is positioned in such a state that hair end is inserted into a spiral hairless portion of the one operation lever.

4. The cosmetic tool for lush according to claim 1, wherein:

hair for painting the eyeblack on the lush in association with hair at the other end side of the one operation lever is spirally fitted to the other end side of the other operation lever;
the hair at the other end side of the other operation lever is positioned in such a state that the hair end thereof is inserted into a spiral hairless portion of the one operation lever;
the outside hair is relatively longer than inside hair, and
hair is fitted to the tip part of the other end side of the other operation lever.

Amended claims under Art. 19.1 PCT

1. Amended) A cosmetic tool for lush, wherein a pair of operation levers forming operation parts at one end sides thereof for applying fingers thereto are formed in the form of scissors/trowel by pivotally mounting these levers at a body part, wherein:

the other end side of one operation lever inserted into an eyeblack storage container is formed in a paint brush shape, and
hair for painting the eyeblack on the lush in association with hair at the other end side of the one operation lever is fitted to the other end side of the other operation lever.

2. Canceled)
(Amended) The cosmetic tool for lush according to claim 1 wherein:

hair is spirally fitted to the other end side of the one operation lever, and
the hair of the other operation lever is positioned in such a state that the hair end thereof is inserted into a spiral hairless portion of the

one operation lever.

4. Amended) The cosmetic tool for lush according to claim 1, wherein:

hair for painting the eyeblack on the lush in association with the hair at the other end side of the one operation lever is spirally fitted to the other end side of the other operation lever;
the hair at the other end side of the other operation lever is positioned in such a state that the hair end thereof is inserted into a spiral hairless portion of the one operation lever;
the outside hair is relatively longer than inside hair; and
hair is fitted to the tip part of the other end side of the other operation lever.

Statement under Art. 19(1) PCT

According to the amendment, claim 1 has included claim 2 initially filed. Specifically, in a cosmetic tool for lush wherein a pair of operation levers are formed in the form of scissors/trowel and the other end side of one operation lever is formed in a paint brush shape, it has been made clear that hair for painting an eyeblack on the lush in association with hair of the paint brush is fitted to the other end side of the other operation lever.

According to a cited reference JP57-57510A, an eyeblack painting liner is separated into two members, and a brush is arranged on the tip part of at least one of the two members. In addition, a pressure board is provided at the tip part of the other member, thereby clamping the lush between both members to curl it by pressure.

Meanwhile, owing to the present invention, by co-operation working of the hair fitted respectively to the other end sides of two operation levers, such effects have been achieved that labor required for painting the eyeblack is significantly reduced compared to a conventional case and that in addition, the eyeblack can evenly be painted over the whole parts of the lush.

Clams 3 and 4 have been amended in association with the canceling of claim 2, and it has been made clear that claims 3 and 4 are dependent on claim 1.

The invention described in the cited reference JP3075839U has a resemblance to the present invention in shape, however, it is the intended purpose in this case to comb lush. The invention described in JP2000-270925A is used to remove a lump of an eyeblack stuck to the lush. Application of Utility Model Registration No. 63-194262U relates to an eyeblack storage container. Therefore, any one of the cited references given above is completely different from the present invention in the intended purpose thereof. Accordingly, the difference between the cited references given above and the present invention is not referred to.

FIG.1A

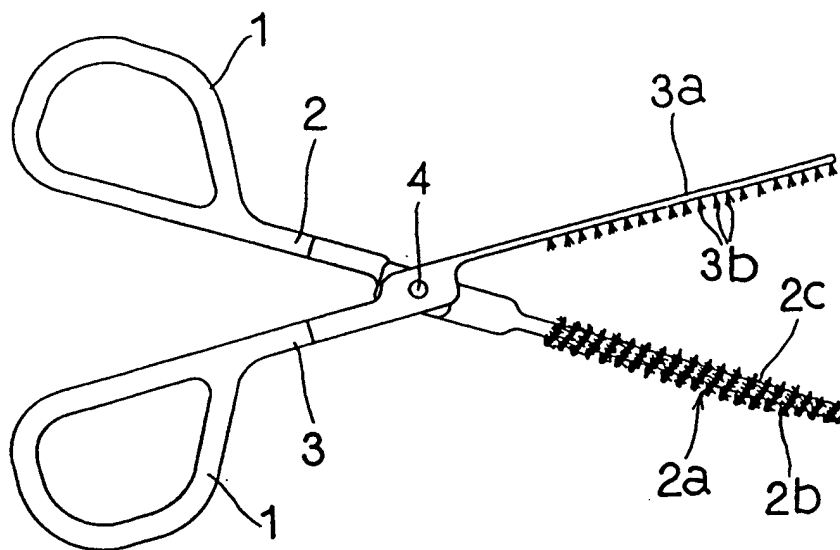


FIG.1B

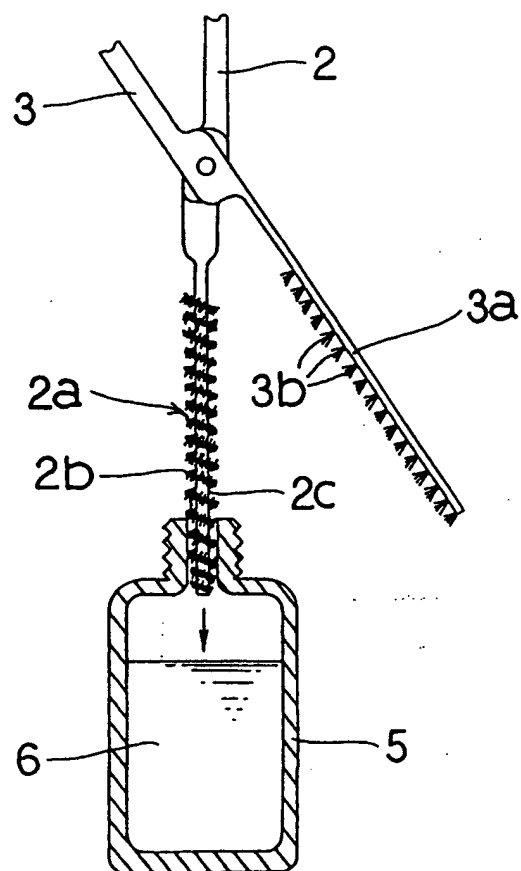


FIG.2

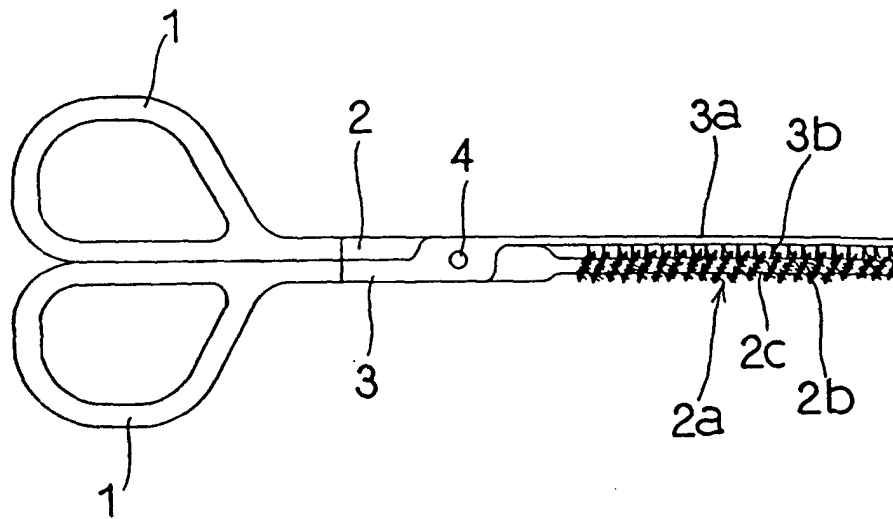


FIG.3

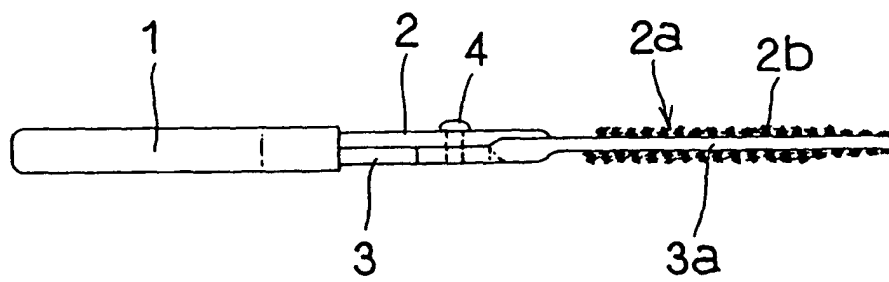


FIG.4

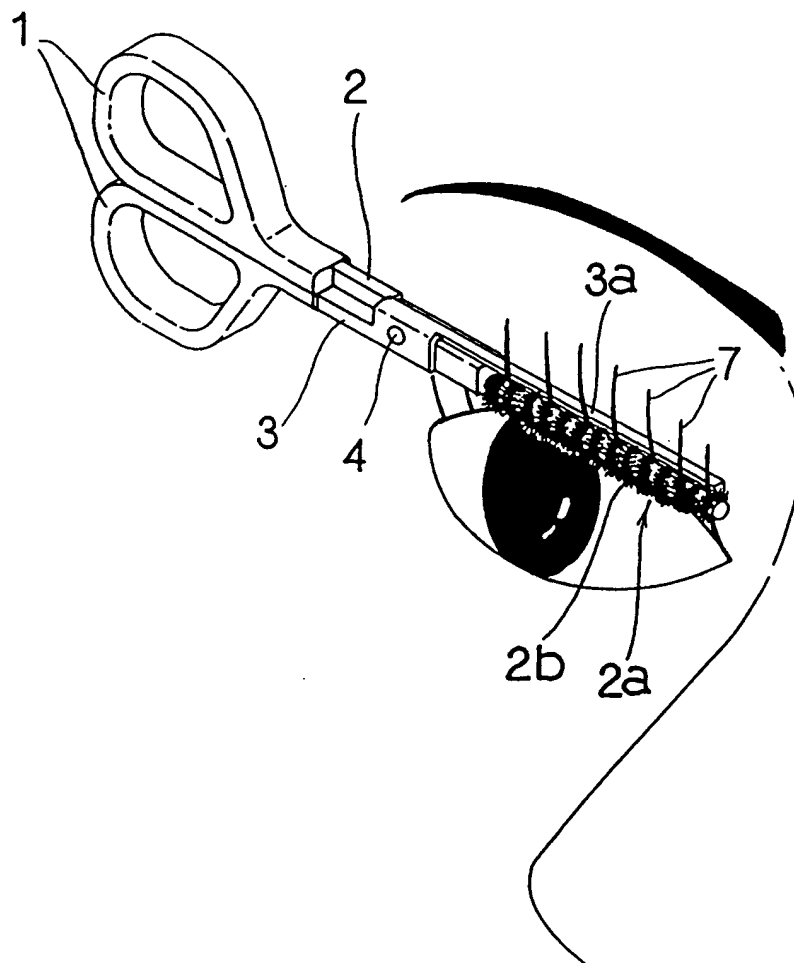


FIG.5

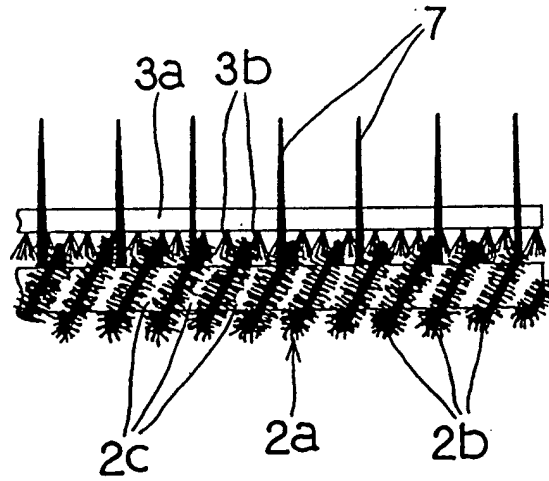


FIG.6

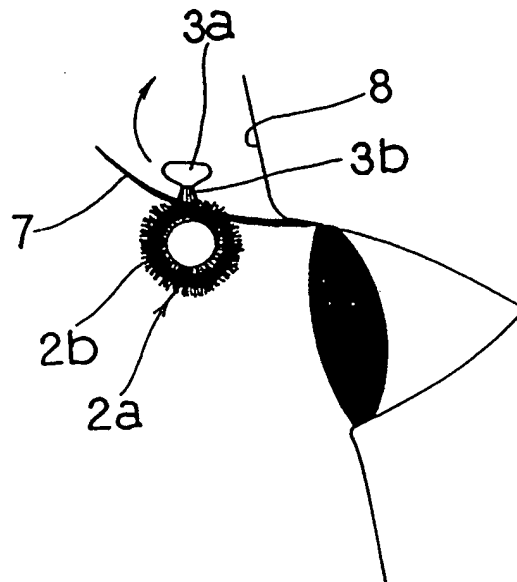


FIG.7

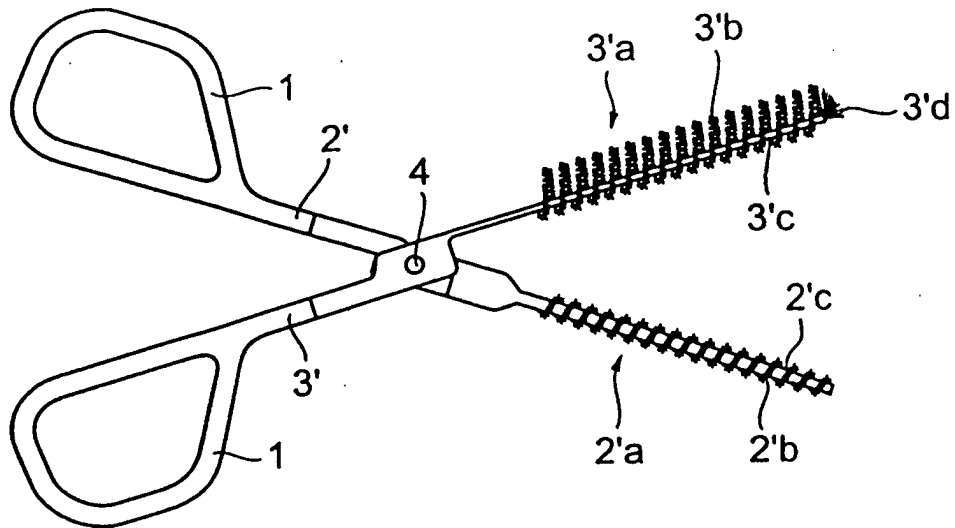
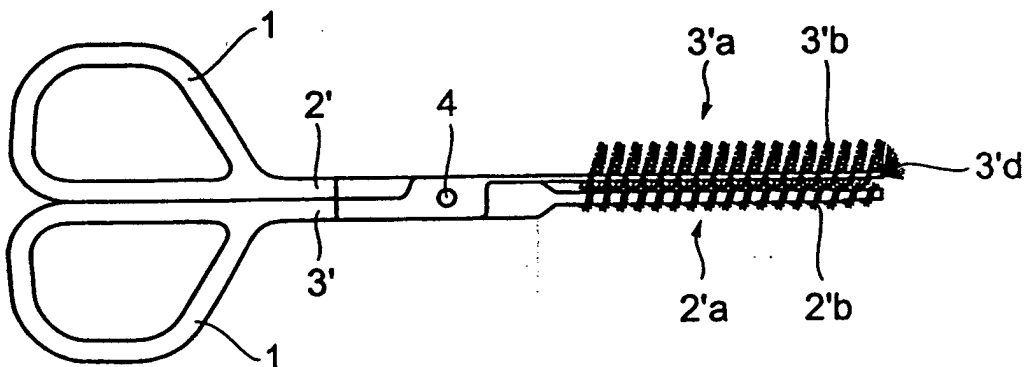


FIG.8



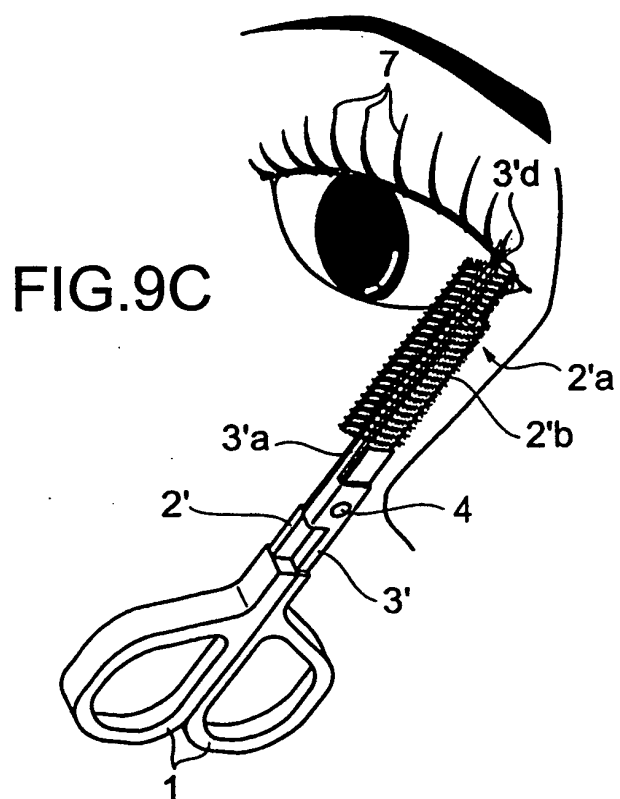
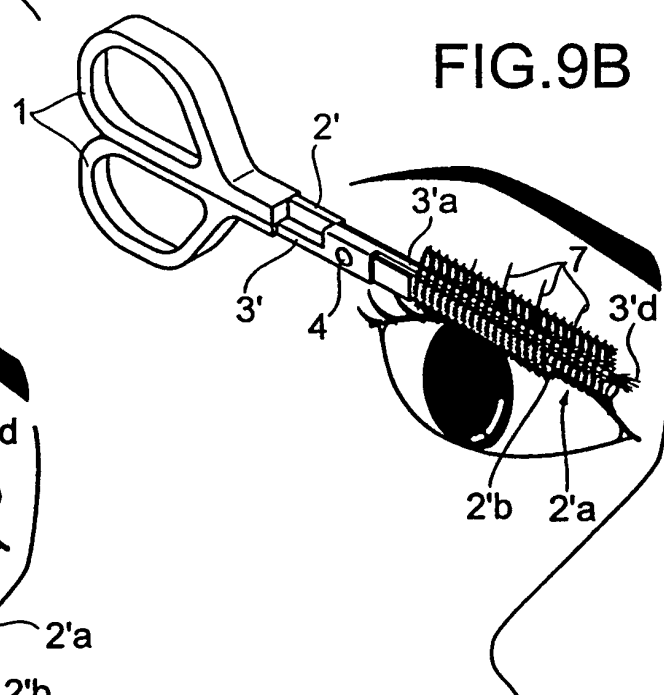
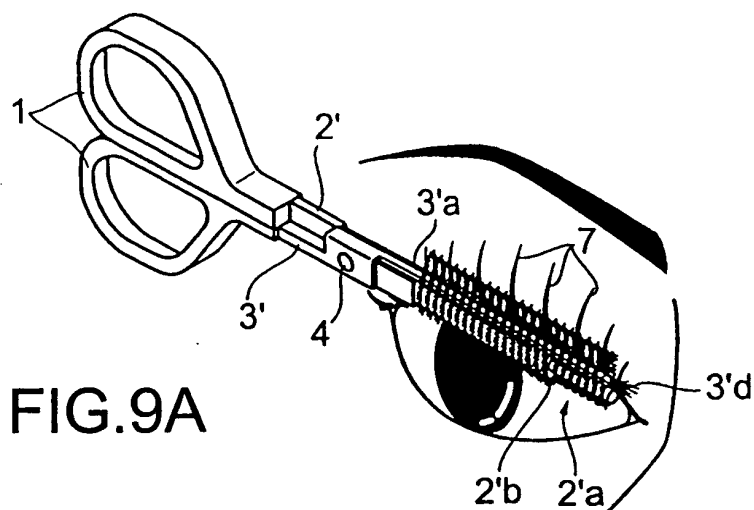


FIG.10

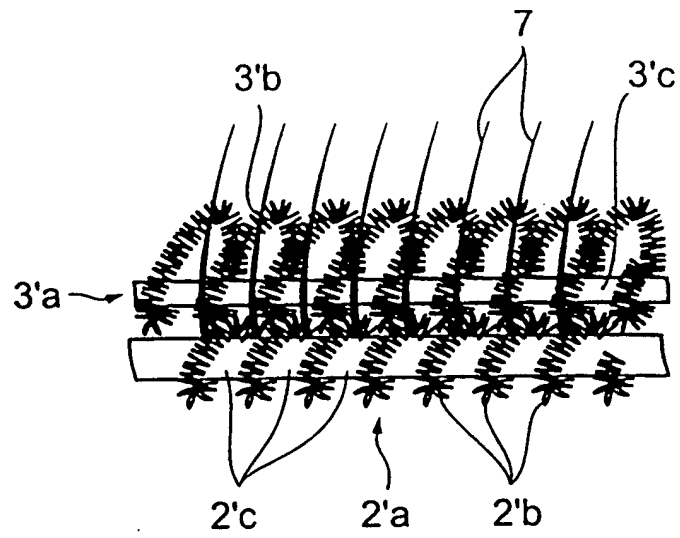


FIG.11A

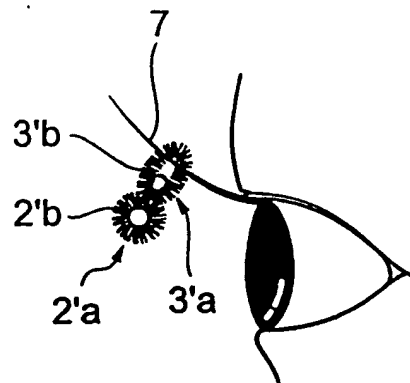


FIG.11B

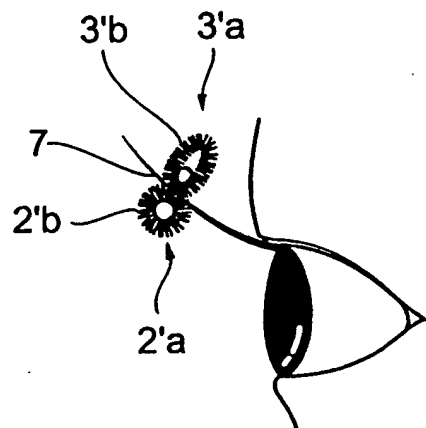
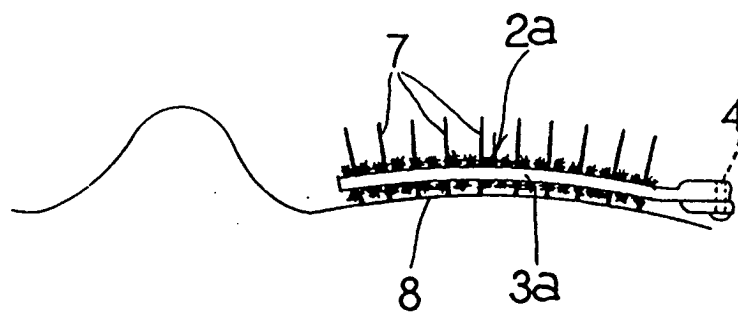


FIG.12



INTERNATIONAL SEARCH REPORT

International application No.

PCT/JP2004/003532

A. CLASSIFICATION OF SUBJECT MATTER

Int.Cl⁷ A45D34/04

According to International Patent Classification (IPC) or to both national classification and IPC

B. FIELDS SEARCHED

Minimum documentation searched (classification system followed by classification symbols)

Int.Cl⁷ A45D34/04

Documentation searched other than minimum documentation to the extent that such documents are included in the fields searched

Jitsuyo Shinan Koho 1926-1996 Toroku Jitsuyo Shinan Koho 1994-2004

Kokai Jitsuyo Shinan Koho 1971-2004 Jitsuyo Shinan Toroku Koho 1996-2004

Electronic data base consulted during the international search (name of data base and, where practicable, search terms used)

C. DOCUMENTS CONSIDERED TO BE RELEVANT

Category*	Citation of document, with indication, where appropriate, of the relevant passages	Relevant to claim No.
Y A	JP 57-57510 A (Kanebo, Ltd.), 06 April, 1982 (06.04.82), Full text; all drawings (Family: none)	1-3 4
Y A	JP 3075839 U (Hiroshi TOKUNAGA), 13 December, 2000 (13.12.00), Full text; all drawings (Family: none)	1-3 4
Y A	JP 2000-270925 A (Shiseido Co., Ltd.), 03 October, 2000 (03.10.00), Full text; all drawings (Family: none)	1-3 4

☒ Further documents are listed in the continuation of Box C.☐ See patent family annex.

* Special categories of cited documents:

"A" document defining the general state of the art which is not considered to be of particular relevance

"E" earlier application or patent but published on or after the international filing date

"L" document which may throw doubts on priority claim(s) or which is cited to establish the publication date of another citation or other special reason (as specified)

"O" document referring to an oral disclosure, use, exhibition or other means

"P" document published prior to the international filing date but later than the priority date claimed

"T" later document published after the international filing date or priority date and not in conflict with the application but cited to understand the principle or theory underlying the invention

"X" document of particular relevance; the claimed invention cannot be considered novel or cannot be considered to involve an inventive step when the document is taken alone

"Y" document of particular relevance; the claimed invention cannot be considered to involve an inventive step when the document is combined with one or more other such documents, such combination being obvious to a person skilled in the art

"&" document member of the same patent family

Date of the actual completion of the international search
14 June, 2004 (14.06.04)Date of mailing of the international search report
29 June, 2004 (29.06.04)Name and mailing address of the ISA/
Japanese Patent Office

Authorized officer

Facsimile No.

Telephone No.

INTERNATIONAL SEARCH REPORT

International application No.

PCT/JP2004/003532

C (Continuation). DOCUMENTS CONSIDERED TO BE RELEVANT

Category*	Citation of document, with indication, where appropriate, of the relevant passages	Relevant to claim No.
Y A	Microfilm of the specification and drawings annexed to the request of Japanese Utility Model Application No. 194262/1988 (Laid-open No. 71417/1990) (Shiseido Co., Ltd.), 31 May, 1990 (31.05.90), Full text; all drawings (Family: none)	2, 3 4

Form PCT/ISA/210 (continuation of second sheet) (January 2004)