



Europäisches Patentamt  
European Patent Office  
Office européen des brevets



(11) **EP 1 607 124 A1**

(12)

**EUROPEAN PATENT APPLICATION**  
published in accordance with Art. 158(3) EPC

(43) Date of publication:

**21.12.2005 Bulletin 2005/51**

(51) Int Cl.7: **A63H 33/00, A63H 27/10**

(21) Application number: **04723624.5**

(86) International application number:  
**PCT/ES2004/000135**

(22) Date of filing: **26.03.2004**

(87) International publication number:  
**WO 2004/085018 (07.10.2004 Gazette 2004/41)**

(84) Designated Contracting States:

**AT BE BG CH CY CZ DE DK EE ES FI FR GB GR  
HU IE IT LI LU MC NL PL PT RO SE SI SK TR**  
Designated Extension States:  
**AL LT LV MK**

(71) Applicant: **Martinez Espino, Bartolomé**  
**43400 Montblanc (ES)**

(72) Inventor: **Martinez Espino, Bartolomé**  
**43400 Montblanc (ES)**

(30) Priority: **27.03.2003 ES 200300769**

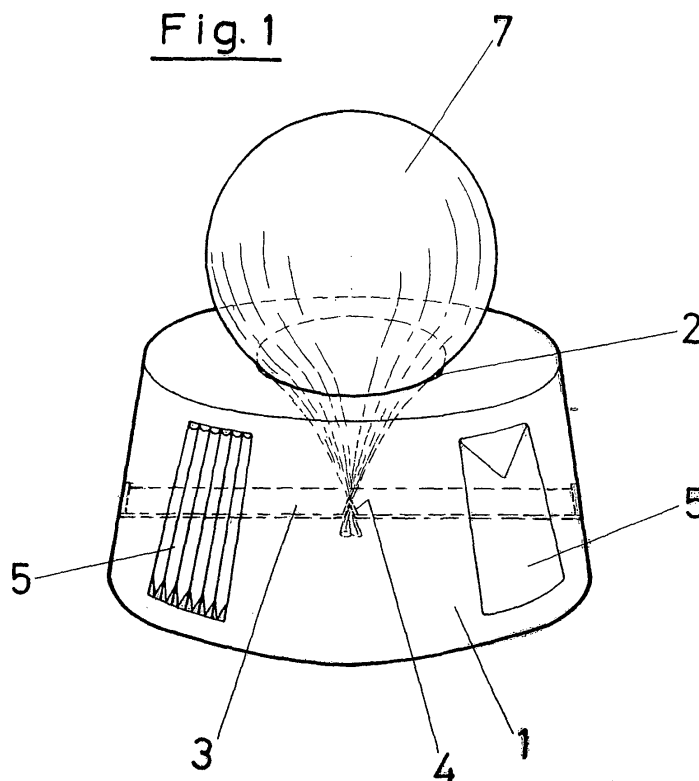
(74) Representative: **Isern-Jara, Nuria**  
**Avda. Diagonal, 463 Bis 2**  
**08036 Barcelona (ES)**

(54) **BALLOON-PAINTING DEVICE**

(57) The invention relates to a device which is used to paint balloons. More specifically, the invention relates to a device comprising a base of certain height, which is equipped with elements for fixing the balloon, such as

to enable the optimum handling thereof. In addition, auxiliary components or elements for storing paints, accessories, etc. that can be applied to the balloon are provided around the aforementioned base.

Fig. 1



EP 1 607 124 A1

## Description

### OBJECT OF THE INVENTION

[0001] The object of the present invention is a toy for the painting of balloons that includes significant innovations and advantages compared to the present systems used for the same purpose.

[0002] More specifically the new invention includes a base, of a certain height, which has fixing elements for the balloon in order to facilitate perfect handling, and around which there are some elements or accessories that house paints, complements, etc., applicable to the balloon.

### BACKGROUND TO THE INVENTION

[0003] Balloons, thanks to the varieties of colour and shape are generally used at celebrations, birthdays, galas, events, etc., as elements for fun and entertainment of the festive day.

[0004] Another of the well known applications for these elements lies directly with children, as for them it is an entertaining, simple and low cost toy. The children play with them, handle them and on many occasions paint or decorate the balloon, in such a way as to simulate characters who are in their fantasies or games.

[0005] However, said handling becomes difficult or has a certain degree of complication as the child must hold the balloon to be manipulated with one hand and with the other hand apply the decorative elements, these being paints, decoration, etc., onto the unstable surface of same; this thus has a certain degree of difficulty in the manipulation.

[0006] Because of this, this present device of the invention has been thought out so that the stated difficulty will be eliminated, and in so doing allow the child to play and manipulate the balloon with both hands.

### DESCRIPTION OF THE INVENTION

[0007] The device for the painting of balloons object of the present registration is characterised because it is made up of a support base, with a certain height, hollow, its upper face having an opening into which the inflated balloon is inserted, its walls resting on it, and also having a fixing element, placed on the inside of the base.

[0008] Said fixing element can be made up of a hanging strip that starts from a point on the inner wall of the base, or alternatively a tab that protrudes from a point on the inner wall and ends at another point of same, or a removable flange that has some means of fixing at its ends for the holding of same on the inside of the base, etc.

[0009] These possible fixing elements, in turn, have a means for fixing the balloon where it has the knot, which can be a slot or split that is provided and into which the balloon fits just above the knot, or alternatively a

pressure system with a series of cracks, etc.

[0010] Both the side walls of the base and the top surface of same can have a series of accessories such as writing instruments, paints, tapes, etc., for the decorating and handling of the balloon, likewise it can have a compartment that houses balloons to be inflated.

[0011] The base is suitable to have the possibility of fitting any type of device or system of templates for the decoration of the balloon, and in turn, can have support feet for the improving of its placement onto the surface.

[0012] The upper surface of the opening of the base is suitable to house a body whose shape coincides with the perimeter of the opening, this having a pivot fitted with a fixing system, that holds and retains the balloon by its knot; being able to insert funnel type models.

[0013] Finally, it must be stated that the device can be dismantled.

[0014] In order to complete the description that is going to be made next and for the purpose of making the characteristics easier to understand, attached to this present document is a set of drawings in which, by way of being illustrative but not limiting, the most significant details of the invention have been represented.

### BRIEF DESCRIPTION OF THE FIGURES

#### [0015]

Figure 1. Shows an elevation view of the device of the present invention, in which a balloon can be seen, held by a fixing element arranged on the inside of the device base.

Figure 2. Shows an elevation view of the device of the present invention, in which the presence of a fixing pivot can be seen.

### DESCRIPTION OF A PREFERRED EMBODIMENT

[0016] In view of the figures commented on, and in accordance with the numbering adopted, a preferred embodiment of the invention can be seen in same that is not by way of limitation. These consist of a device for the painting of balloons made up by support base (1), of a certain height, hollow, its upper face having an opening (2) into which the inflated balloon (7) is inserted, and also having a fixing element (3), placed on the inside of the base.

[0017] Said fixing element (3) can be made up of a hanging strip that starts from a point on the base and ends at another point of same, having some means of fixing (4) in the shape of a slot or similar device.

[0018] The side walls of the base can have a series of accessories (5) such as writing instruments, paints, tapes, etc.

[0019] The base can have support feet (8), figure 2, for the improving of its placement onto the surface.

[0020] The upper surface of the opening (2) of the base is suitable to house a body (6) whose shape coin-

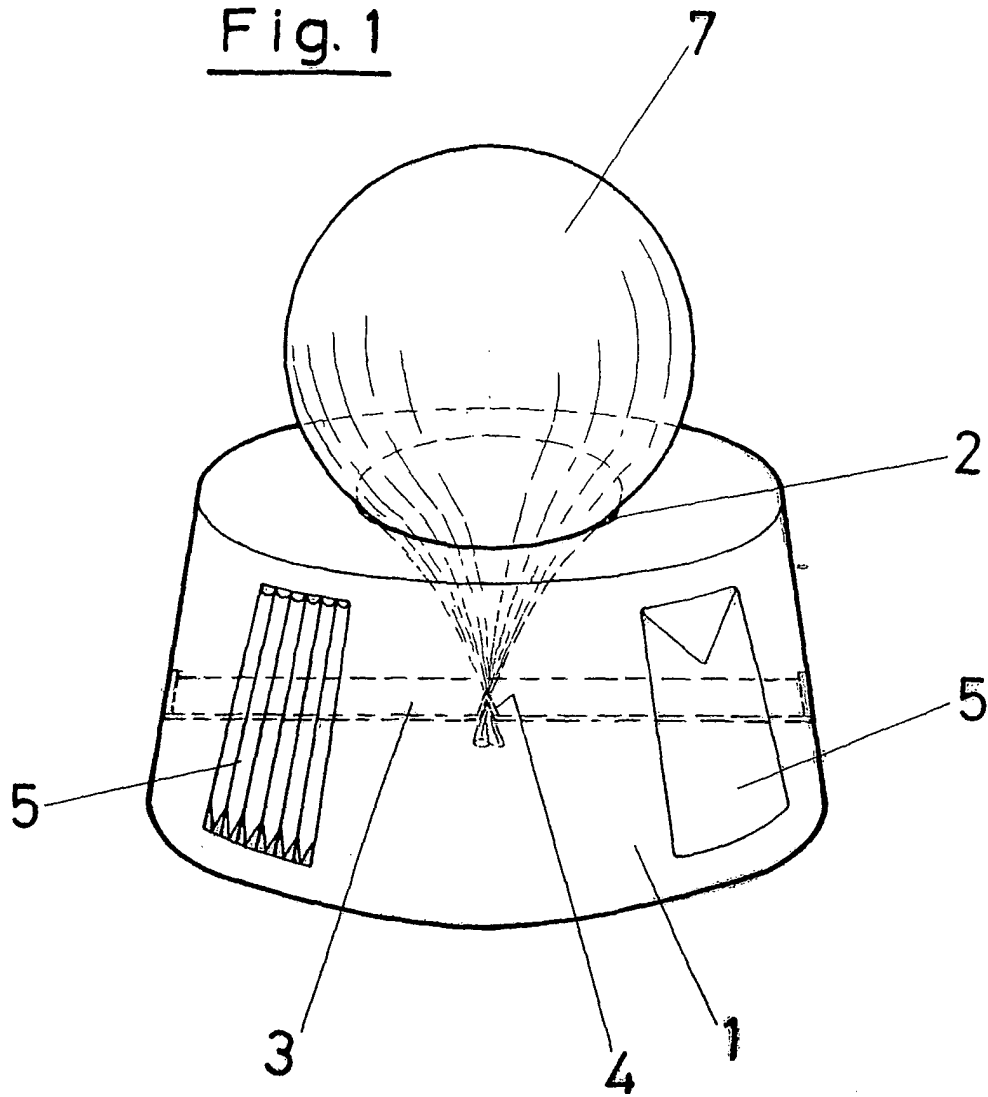
cides with the perimeter of the opening (2), this having a pivot fitted with a fixing system, that holds and retains the balloon by its knot.

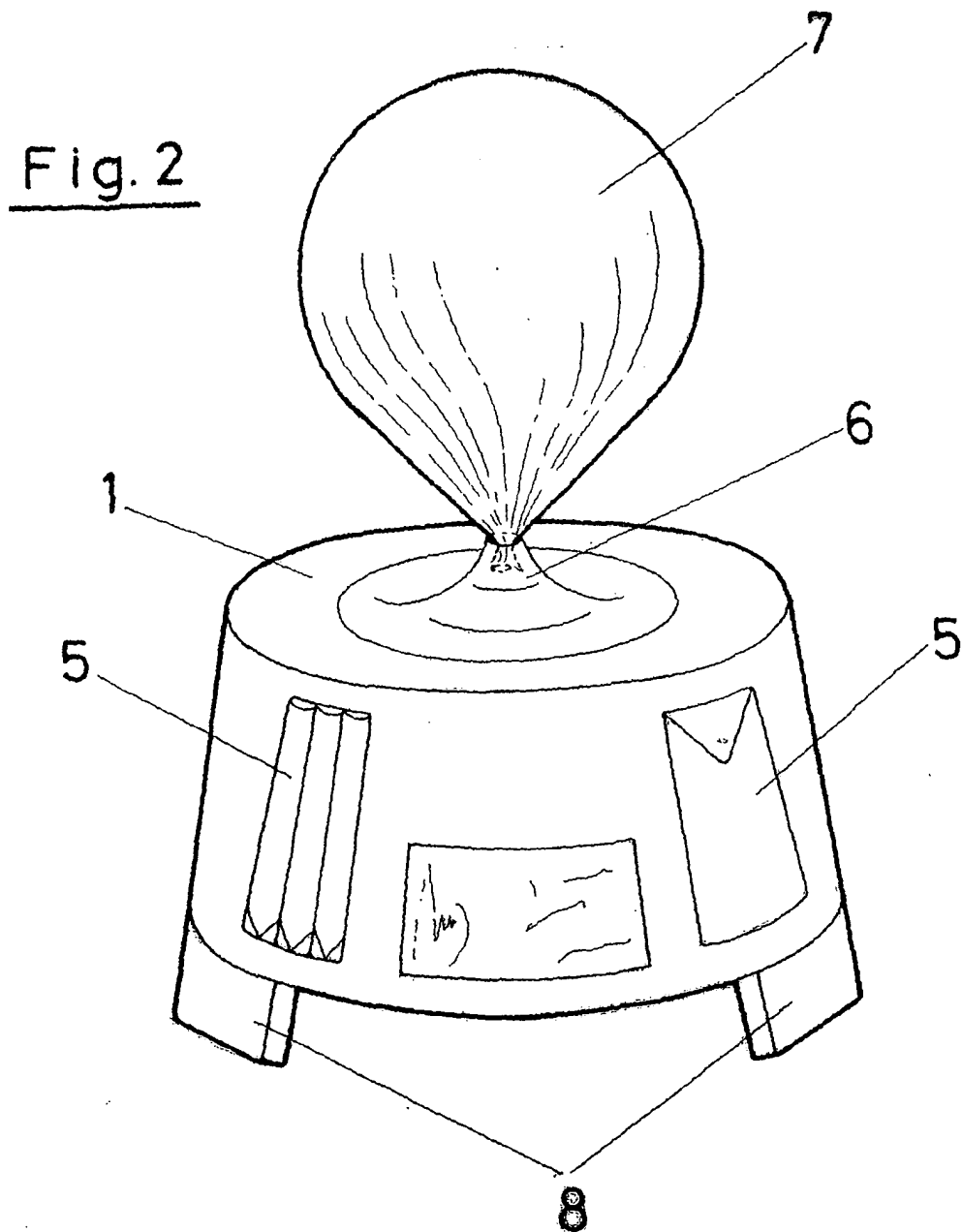
5

## Claims

1. Balloon painting device, that makes the handling of same easier, **characterised in that** essentially it is made up of a support base (1), of a certain height, that has an opening (2) on its upper surface suitable for the insertion of an inflated balloon (7), and a fixing element (3); and **in that** on the side and upper walls there is a series of accessories (5) for the painting and decoration of the balloon (7), being suitable for the placement of elements such as templates or similar items. 10 15
2. Balloon painting device, according to the previous claim, **characterised in that** the fixing element (3) is arranged on the inside of the base; and **in that** there is a system for the attachment (4) of the balloon (7) such as a slot or something similar. 20
3. Balloon painting device, according to claim 1, **characterised in that** in an alternative embodiment there is a body (6) on the opening (2) that has a pivot fitted with a system for the attachment of the balloon (7). 25 30
4. Balloon painting device, according to claim 1, **characterised in that** in an alternative embodiment the base has some support feet (8). 35
5. Balloon painting device, according to claim 1, **characterised in that** the device can be dismantled. 40 45 50 55

Fig. 1





## INTERNATIONAL SEARCH REPORT

International application No.

PCT/ ES 2004/000135

| A. CLASSIFICATION OF SUBJECT MATTER  |  |  |
|--|--|--|
| Int. cl7 A63H 33/00, 27/10   |  |  |
| According to International Patent Classification (IPC) or to both national classification and IPC  |  |  |
| B. FIELDS SEARCHED   |  |  |
| Minimum documentation searched (classification system followed by classification symbols)  |  |  |
| Int. cl7 A63H, B05C, B44D  |  |  |
| Documentation searched other than minimum documentation to the extent that such documents are included in the fields searched  |  |  |
| Electronic data base consulted during the international search (name of data base and, where practicable, search terms used)   |  |  |
| CIBEPAT, EPODOC, WPI   |  |  |
| C. DOCUMENTS CONSIDERED TO BE RELEVANT   |  |  |
| Category*  | Citation of document, with indication, where appropriate, of the relevant passages | Relevant to claim No.                              |
| A  | ES 1056546 U (MARTINEZ ESPINO, B.) 01.04.2004<br><b>The whole document</b>         | 1-5  |
| A  | US 4145838 A (C.P. MASON) 27.03.1979<br><b>The whole document</b>                  | 1-5  |
| A  | US 4661081 A (J. BASSECHES) 28.04.1987<br><b>The whole document</b>                | 1-5  |
| <input type="checkbox"/> Further documents are listed in the continuation of Box C. <input type="checkbox"/> See patent family annex.  |  |  |
| <p>* Special categories of cited documents:</p> <p>"A" document defining the general state of the art which is not considered to be of particular relevance</p> <p>"E" earlier document but published on or after the international filing date</p> <p>"L" document which may throw doubts on priority claim(s) or which is cited to establish the publication date of another citation or other special reason (as specified)</p> <p>"O" document referring to an oral disclosure, use, exhibition or other means</p> <p>"P" document published prior to the international filing date but later than the priority date claimed</p> <p>"T" later document published after the international filing date or priority date and not in conflict with the application but cited to understand the principle or theory underlying the invention</p> <p>"X" document of particular relevance; the claimed invention cannot be considered novel or cannot be considered to involve an inventive step when the document is taken alone</p> <p>"Y" document of particular relevance; the claimed invention cannot be considered to involve an inventive step when the document is combined with one or more other such documents, such combination being obvious to a person skilled in the art</p> <p>"&amp;" document member of the same patent family</p> |  |  |
| Date of the actual completion of the international search  |  | Date of mailing of the international search report |
| 7 May 2004 (07.05.04)  |  | 11 June 2004 (11.06.04)                            |
| Name and mailing address of the ISA/   |  | Authorized officer                                 |
| S.P.T.O.   |  |  |
| Facsimile No.  |  | Telephone No.                                      |

Form PCT/ISA/210 (second sheet) (July 1992)

**INTERNATIONAL SEARCH REPORT**

Information on patent family members

International Application No

PCT/ ES 2004/000135

| Patent document<br>cited in search report | Publication<br>date | Patent family<br>member(s) | Publication<br>date |
|---|---------------------|----------------------------|---------------------|
| ES 1056546 U                              | 01.04.2004          | NONE                       |                     |
| US 4145838, A                             | 27.03.1979          | NONE                       |                     |
| US 4661 081 A                             | 28.04.1987          | NONE                       |                     |

Form PCT/ISA/210 (patent family annex) (July 1992)