



(12) **EUROPEAN PATENT APPLICATION**

(43) Date of publication:  
**15.02.2006 Bulletin 2006/07**

(51) Int Cl.:  
**C12N 5/00 (2006.01) C12N 15/00 (2006.01)**  
**C12N 15/87 (2006.01) A61K 48/00 (2006.01)**

(21) Application number: **05021002.0**

(22) Date of filing: **06.08.2003**

(84) Designated Contracting States:  
**AT BE BG CH CY CZ DE DK EE ES FI FR GB GR HU IE IT LI LU MC NL PT RO SE SI SK TR**

• **Li, Fengchun**  
**Loma Linda, CA 92354 (US)**

(30) Priority: **06.08.2003 US 401652 P**

(74) Representative: **Garavelli, Paolo**  
**A.BRE.MAR. S.R.L.,**  
**Via Servais 27**  
**10146 Torino (IT)**

(62) Document number(s) of the earlier application(s) in accordance with Art. 76 EPC:  
**03808948.8 / 1 543 109**

Remarks:

This application was filed on 27 - 09 - 2005 as a divisional application to the application mentioned under INID code 62.

(71) Applicant: **LOMA LINDA UNIVERSITY**  
**Loma Linda CA 92354 (US)**

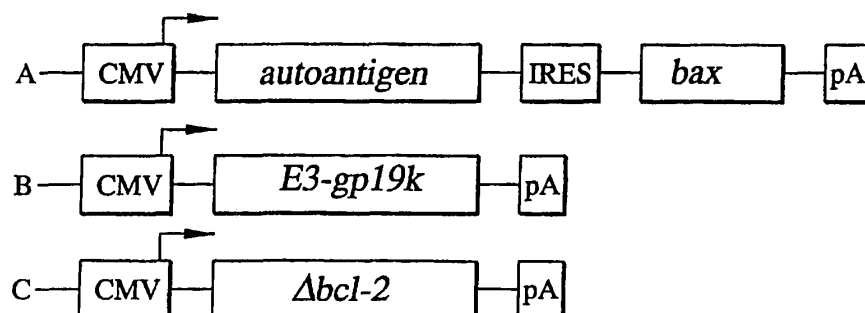
(72) Inventors:  
• **Escher, Alan P.**  
**Redlands, CA 92734 (US)**

(54) **Substances for preventing and treating autoimmune diseases**

(57) A substance is disclosed for preventing, delaying the onset of, or treating one or more than one autoimmune disease, the substance comprising a polynucleotide construct comprising a polynucleotide sequence encoding the adenoviral protein E3-GP19k and encoding one or more than one antigen for the autoimmune disease. A use is also disclosed of a polynucleotide con-

struct comprising a combination of a polynucleotide construct comprising a polynucleotide sequence encoding the adenoviral protein E3-GP19k and encoding one or more than one autoantigen for the autoimmune disease for the manufacture of a medicament for preventing, delaying the onset of or treating one or more than one autoimmune disease.

**FIG. 1**



**Description****BACKGROUND**

5 **[0001]** Autoimmune diseases cause significant human morbidity and mortality. These diseases include approximately 80 diseases, such as rheumatoid arthritis, systemic lupus and multiple sclerosis, and affect approximately 5% of the population of the United States. One autoimmune disease, type 1 diabetes, is the most frequent chronic disease in children, and has a steadily increasing worldwide incidence.

10 **[0002]** Generally, the onset of type 1 diabetes begins with the display by antigen presenting cells (APCs) of autoantigens synthesized by pancreatic beta cells. This display results in the immune system destruction of pancreatic beta cells mediated mostly by T helper 1 (Th1) and cytotoxic T lymphocytes and, thereby, to the loss of insulin production.

15 **[0003]** Many prophylactic and therapeutic approaches for type 1 diabetes attempt to prevent the destruction of beta cells by inducing the immune system to delete, inactivate or suppress pathogenic self-reactive lymphocytes, such as by administering vaccines that solely deliver autoantigen, or by administering substances are direct effectors of the immune system, such as cytokines. However, currently available DNA-based vaccines are not completely efficient in preventing the disease, and the use of some of these vaccines are associated with inducing or enhancing autoimmunity rather than preventing the disease. Additionally, the use of cytokines is associated with significant morbidity.

20 **[0004]** Therefore, there is a need for a new method for preventing, delaying the onset of, or treating autoimmune diseases using vaccines that are not associated with these disadvantages. Further, there is a need for a new method for preventing, delaying the onset of, or treating type 1 diabetes using vaccines that are not associated with these disadvantages.

**SUMMARY**

25 **[0005]** According to an embodiment of the present invention, there is provided a use of a polynucleotide construct comprising a polynucleotide sequence encoding the adenoviral protein E3-GP19k for the manufacture of a medicament for preventing, delaying the onset of or treating one or more than one autoimmune disease.

30 **[0006]** In one embodiment, the medicament is manufactured in dosage units of between about 0.5 mg to about 5 mg. In another embodiment, the medicament is manufactured in dosage units of between about 1 mg to about 4 mg. In another embodiment, the medicament is manufactured in dosage units of between about 2.5 mg to about 3 mg. In another embodiment, the medicament is manufactured in a form suitable for intramuscular administration. In another embodiment, the medicament is manufactured in a form suitable for intravenous administration.

35 **[0007]** According to another embodiment of the present invention, there is provided a method for preventing, delaying the onset of or treating an autoimmune disease in a patient. The method comprises selecting a patient who is susceptible to developing the autoimmune disease, who is developing the autoimmune disease or who has the autoimmune disease; and administering to the patient one or more than one dose of a polynucleotide construct comprising a polynucleotide sequence encoding the adenoviral protein E3-GP19K and encoding one or more than one autoantigen for the autoimmune disease.

40 **[0008]** In one embodiment, the autoimmune disease is type I diabetes. In another embodiment, selecting the patient comprises identifying in the patient the presence of anti-insulin or anti-GAD autoantibodies or both anti-insulin and anti-GAD autoantibodies. In another embodiment, selecting the patient comprises identifying in the patient the presence of increasing hyperglycemia. In another embodiment, selecting the patient comprises identifying in the patient the presence of glycosuria. In another embodiment, selecting the patient comprises identifying in the patient the presence of a genetic predisposition to the autoimmune disease.

45 **[0009]** In another embodiment, the one or more than one dose is a plurality of doses. In another embodiment, administering to the patient one or more than one dose comprises injecting the patient intramuscularly with the one or more than one dose. In another embodiment, the method further comprises, after administering, monitoring the patient for the development the autoimmune disease.

**FIGURES**

50 **[0010]** These and other features, aspects and advantages of the present invention will become better understood with regard to the following description, appended claims, and accompanying figures where:

55 Figure 1 are schematic depictions of three substances according to the present invention; and Figure 2 are schematic depictions of the fifteen plasmids that were tested for their efficiency in preventing, delaying the onset of or treating an autoimmune disease in accordance with a method of the present invention.

## DESCRIPTION

**[0011]** According to one embodiment of the present invention, there are provided substances for preventing, delaying the onset of or treating one or more than one autoimmune disease. According to another embodiment of the present invention, there is provided a method of preventing, delaying the onset of or treating one or more than one autoimmune disease. In one embodiment, the autoimmune disease is type 1 diabetes. In a preferred embodiment, the method comprising using a substance according to the present invention is a vaccine. The substances and method of the present invention do not use solely the delivery of autoantigen, and do not use molecules that are direct effectors of the immune system as in prior methods. Instead, the present invention uses a vaccine to prevent apoptosis of one or more than one type of cell capable of the suppressing the autoimmune disease. Because these one or more than one type of cell capable of suppressing the autoimmune disease are still be subject to physiological and immune regulation, the risk of inducing or enhancing autoimmunity is greatly reduced by the present method as compared to some prior art methods. Further, because the present invention does not involve administering substances that are direct effectors of the immune system, such as cytokines, the present invention does not pose the risk side effects associated with such direct effectors of the immune system. Further advantageously, a genetic vaccine comprising primarily plasmid DNA can be produced in large quantities at relatively low cost and does not require a "cold chain" for storage. Therefore, the substances and methods according to the present invention are both economical and practical for use to prevent, delay the onset of or treat an autoimmune disease. Further, a genetic vaccine according to the present invention modifies the genetic material of an organism directly which means that native epitopes will be processed by the organism's immune system unlike protein-based vaccines. The substances and method of the present invention will now be disclosed in detail.

**[0012]** As used in this disclosure, the term "autoimmune disease" comprises both diseases due in part or in total to destruction of normal cells or tissues by the organism's own immune system, and also comprises destruction of cells or tissues that were transplanted into the organism to take the place of defective or absent cells or tissues, such as islet cell transplants, or partial or whole organ transplants, by the organism's own immune system.

**[0013]** As used in this disclosure, the term "comprise" and variations of the term, such as "comprising" and "comprises," are not intended to exclude other additives, components, integers or steps.

**[0014]** In one embodiment, the present invention includes a substance that can be used to prevent, delay the onset of or treat one or more than one autoimmune disease. The substance is a DNA construct comprising a polynucleotide sequence, SEQ ID NO:2, encoding the adenoviral protein E3-GP19k, which prevents presentation of an antigen on MHC-I molecules in the endoplasmic reticulum.

**[0015]** As will be understood by those with skill in the art with reference to this disclosure, though specific sequences are given for the polynucleotide sequences as disclosed in this disclosure, such as the polynucleotide sequences encoding the adenoviral protein E3-GP19k, the present invention includes any other sequence that does not cause a change in the translated amino acid sequence, as well as any sequence that does cause a change in the translated amino acid sequence but where the change does not substantially affect the function of the translated amino acid sequence so as to make it unsuitable for the uses contemplated in this disclosure.

**[0016]** Referring now to Figure 1, there are shown schematic depictions of three substances, one according to the present invention. As can be seen, each substance comprises a plasmid DNA construct. Substance A comprises a plasmid construct comprising a polynucleotide encoding an autoantigen for the autoimmune disease, such as secreted glutamic acid decarboxylase that is an autoantigen for type 1 diabetes, followed by a polynucleotide, SEQ ID NO:1, encoding BAX. Substance B comprises a plasmid construct comprising a polynucleotide, SEQ ID NO:2, encoding E3-GP19k without a polynucleotide encoding an autoantigen for the autoimmune disease. Substance C comprises a plasmid construct comprising a polynucleotide, SEQ ID NO:3, encoding a truncated form of the anti-apoptotic protein BCL-2 without a polynucleotide encoding an autoantigen for the autoimmune disease. As used in the Figures, "CMV" represents the cytomegalovirus promoter element, "pA" represents a polyadenylation site, and "IRES" represents an internal ribosome binding site from the EMCV virus, SEQ ID NO:4.

**[0017]** In order to demonstrate the advantages of the present invention, fifteen plasmids were constructed and used as vaccines. Each construct was cloned into the vector pND2. Referring now to Figure 2, there are shown schematic depictions of the fifteen plasmids that were tested for their efficiency in preventing, delaying the onset of or treating an autoimmune disease. As can be seen, each plasmid was under the plasmid transcriptional control of the same promoter (CMVp) to ensure expression of both open reading frames in each transfected cells. During construction of these plasmids containing the cDNA encoding BCL-2, it was found that plasmid deletions occurred due to the large size of the cDNA. Therefore, a truncated version of bcl-2 designated  $\Delta bcl-2$  was used to construct the plasmids. As shown in Figure 2, the plasmids comprised cDNA encoding cytoplasmic GAD, SEQ ID NO:5, (plasmid 1); secreted GAD (SGAD), SEQ ID NO:6, (plasmid 2); a control secreted luciferase, SEQ ID NO:7, (plasmid 3); truncated human anti-apoptotic protein BCL-2 ( $\Delta BCL-2$ ), SEQ ID NO:3, (plasmid 4); anti-apoptotic protein BAX, SEQ ID NO:1, (plasmid 5); E3-GP19k, SEQ ID NO:2, (plasmid 6);  $\Delta BCL-2$ , SEQ ID NO:3, in combination with cytoplasmic GAD, SEQ ID NO:5, secreted GAD, SEQ ID NO:62, and secreted luciferase, SEQ ID NO:7, (plasmids 7-9, respectively), BAX, SEQ ID NO:1, in combination with

cytoplasmic GAD, SEQ ID NO:5, secreted GAD, SEQ ID NO:6, and secreted luciferase, SEQ ID NO:7, (plasmids 10-12, respectively); and E3-GP19k, SEQ ID NO:2, in combination with cytoplasmic GAD, SEQ ID NO:5, secreted GAD, SEQ ID NO:6, and secreted luciferase, SEQ ID NO:7, (plasmids 13-15, respectively).

**[0018]** All plasmids were generated, the open reading frame amplified using PCR, and the amplification products were inspected after DNA sequencing and found to be without mutations. Each construct was then used to transfect simian COS-7 cells transiently for immunoblot analysis of cell lysates, which confirmed that a gene product of the correct size was encoded (data not shown).

**[0019]** Next, the effects of the 15 plasmids on non-obese diabetic (NOD) mice were determined as follows. First, plasmid DNA was isolated using Qiagen Endofree kits (Qiagen Inc., Chatsworth, CA, US), and 300 ug of each of the 15 plasmid DNAs was injected intramuscularly into groups of fifteen 4-5-week-old female NOD mice. The 300 ug dose was selected as a dose relevant to the human clinical setting based on organism weight. The onset of diabetes was monitored until the age of 35 weeks, using urine and blood glucose analysis. The mice were considered diabetic after testing positive for high levels of glycosuria, with blood glucose levels greater than 300 mg/dl on two consecutive days.

**[0020]** The results of these experiments demonstrated the following. The percentage of diabetic animals at 35 weeks of age ranged from 73-93 % for mice vaccinated with plasmids 1-3; 60-67% for mice vaccinated with plasmids 4 or 7-9; 47-85 % for mice vaccinated with plasmids 5 and 10-12; and 53-73 % for mice vaccinated with plasmids 6 and 13-15. Control animals (those not vaccinated) had an incidence of diabetes of about 93 % . Therefore, administration of 300 ug of plasmid vector alone or of 300 ug of plasmid vector encoding antigens alone, plasmids 1-3, did not result in significant diabetes suppression. Mice vaccinated with plasmids 6-9 and 11 showed statistically significant suppression of diabetes when compared to untreated mice ( $P < 0.05$  for plasmid 7, and  $P < 0.02$  for plasmid 9). In addition, mice receiving pND2-E3-GP19k, plasmid 6 or pND2-SGAD55-BAX, plasmid 11 showed a significantly decreased incidence of diabetes at 35 weeks when compared to mice receiving plasmid pND2-GAD65, plasmid 1 or pND2-GAD65-BAX, plasmid 10 ( $P < 0.04$ ), and mice receiving pND2-GAD65-ABCL2, plasmid 7 or pND2-SGAD55- $\Delta$ BCL2, plasmid 8 showed significantly decreased diabetes when compared to mice receiving pND2-GAD65, plasmid 1 ( $P < 0.05$ ). Suppression of diabetes was associated with decreased islet inflammation (data not shown). These results will be disclosed now in greater detail.

**[0021]** Mice that were vaccinated with plasmids comprising  $\Delta bcl-2$ , plasmids 4 and 7-9, showed a 4-5 weeks delay in diabetes onset regardless of the co-expressed antigen, and a decrease in the incidence of diabetes at 35 weeks of age (60-67 % compared to about 93 % for the unvaccinated control mice) regardless of the co-expressed antigen. Therefore, co-expression of GAD autoantigen did not suppress the effect.

**[0022]** Mice that were vaccinated with plasmids comprising *bax*, plasmids 5 and 10-12, did not show diabetes suppression, with the exception of *sgad55-bax*, plasmid 11. While mice vaccinated with plasmid 11 started to develop diabetes at a time similar to other mice vaccinated with a plasmid comprising only *bax*, plasmid 5, the incidence of diabetes in mice vaccinated with plasmid 11 at 35 weeks of age was only 47 % compared with a 93 % incidence for the unvaccinated control mice ( $p < 0.05$ ).

**[0023]** Mice that were vaccinated with plasmids comprising *E3-gp19k*, plasmids 6 and 13-15 showed wide differences in diabetes onset, depending on the antigen that was co-expressed. Mice that were vaccinated with the plasmid comprising *E3-gp19k* without autoantigen, plasmid 6 started to develop diabetes with a 4-5 week delay, and showed decreased diabetes at 35 weeks of age (53 % vs 93 % for the unvaccinated control mice for control) ( $p < 0.05$ ). Mice that were vaccinated with the plasmids comprising *E3-gp19k* with autoantigen, plasmids 13-15, suppressed the effect, both with respect to the delay in the onset of diabetes and with respect to the incidence of diabetic animals at 35 weeks.

**[0024]** Next, immune responses were characterized using a GAD-specific ELISpot assay and ELISA of serum anti-GAD IgG isotypes to determine whether diabetes suppression by the administration of the substances of the present invention was associated with suppression of inflammatory Th1-like activity, and up-regulation of anti-inflammatory Th2 like response.

**[0025]** The ELISpot assay was conducted as follows. Splenocytes were isolated from the mice at time of diabetes onset, or at the end of the observation period for non-diabetic animals. The cells were then stimulated with recombinant GAD protein, and the number of cells secreting IFN-gamma (for Th1-like activity), and IL-4 (for Th2-like activity) were counted, following a standard manufacturer's protocol. The number of cells secreting the cytokines in the absence of GAD stimulation was then subtracted, and results analyzed. For IFN-gamma the data clearly indicated that suppression of diabetes by plasmid 6, encoding E3-GP19k alone, or by plasmids 4 and 7-9, encoding  $\Delta$ BCL-2 alone or together with an antigen, were associated with a suppression of GAD-specific activity. Therefore, E3-19k and  $\Delta$ BCL-2 could induce an immune response that was able to suppress autoreactivity against beta cells. Surprisingly, the SGAD55-BAX combination did not appear to significantly suppress Th1-like activity. Further, SGAD55 alone, which did not suppress diabetes, did suppress GAD-specific Th1-like response.

**[0026]** With respect to IL-4, the data indicated an increase in GAD-specific activity for mice that received plasmid 6 encoding E3-GP19k alone (diabetes suppression), plasmid 13 encoding SGAD55 and E3-19k (no diabetes suppression), and plasmid 8 SGAD55 and  $\Delta$ BCL-2 (diabetes suppression). Thus, increased Th2-like activity was not always associated

with decreased Th1-like activity or disease suppression.

[0027] The ELISA was conducted as follows. Animal sera were used for ELISA of anti-GAD IgG2a,b and IgG1 isotypes, which indicate a Th1-like and Th2-like activity, respectively. ELISA of anti-GAD IgG2a,b indicated that three of the plasmid DNAs coding for  $\Delta$ BCL-2, plasmids 4, 8 and 9, showed a significant reduction in Th1-like activity, when compared to plasmid 5 coding for BAX, but not with the unvaccinated control mice. ELISA of anti-GAD IgG1 indicated that all plasmid DNAs encoding BAX, plasmids 5 and 10-12, resulted in decreased Th2-like activity.

[0028] These data taken together indicate that, first, *bax*, a plasmid cDNA coding for a pro-apoptotic protein, can be used as a molecular adjuvant for genetic vaccines to prevent autoimmune disease, such as a vaccine comprising a polynucleotide encoding a secreted form of an autoantigen. Second, a plasmid cDNA encoding E3-GP19k or encoding a truncated BCL-2 alone could suppress autoimmune disease, though a plasmid cDNA encoding E3-GP19k or encoding a truncated BCL-2 combined with an autoantigen was less effective.

[0029] In one embodiment of the present invention, there is provided a method of preventing, delaying the onset of or treating an autoimmune disease. The method comprises, first, selecting a patient who is susceptible to developing the autoimmune disease, who is developing the autoimmune disease or who has the autoimmune disease. The selection can be made using standard methods as will be understood by those with skill in the art with reference to this disclosure. For example, if the autoimmune disease is diabetes, the selection can be made by identifying in the patient the presence of anti-insulin or anti-GAD autoantibodies or both anti-insulin and/or anti-GAD autoantibodies, the presence of increasing hyperglycemia, the presence of glycosuria, the presence of a genetic predisposition to diabetes or more than one of these.

[0030] Next, the patient is administered one or more than one dose of a plasmid construct according to the present invention. That is, a plasmid construct comprising a polynucleotide encoding E3-GP19k but without a polynucleotide encoding an autoantigen for the autoimmune disease.

[0031] In a preferred embodiment, the organism is administered two plasmid constructs according to the present invention. In a particularly preferred embodiment, the organism is administered all three plasmid constructs according to the present invention.

[0032] In a preferred embodiment, the plasmid construct is administered in a plurality of doses. In another preferred embodiment, the dose is between about 0.001 mg/Kg and about 10 mg/Kg. In another preferred embodiment, the dose is between about 0.01 mg/Kg and about 1 mg/Kg. In another preferred embodiment, the dose is about 0.05 mg/Kg. In a preferred embodiment, a suitable dose for a human adult is between about 0.5 mg and 5 mg. In a preferred embodiment, a suitable dose for a human adult is between about 1 mg and 4 mg. In a preferred embodiment, a suitable dose for a human adult is between about 2.5 mg and 3 mg. In another preferred embodiment, the dose is administered weekly between about 2 and about 10 times. In a particularly preferred embodiment, the dose is administered weekly 4 times. In another particularly preferred embodiment, the dose is administered only once.

[0033] Administration can be by a suitable route. In a preferred embodiment, the route is intramuscular or intravenous.

[0034] Additionally, the method can comprise, after administering, monitoring the patient for the development of the autoimmune disease.

## EXAMPLE I

### PREVENTION OF DIABETES

[0035] According to the present invention, the onset of diabetes in a patient is delayed or prevented, for example, as follows. First, the patient is selected based on the presence of circulating anti-insulin and anti-GAD autoantibodies. Next, the patient is injected intramuscularly with 0.05 mg/Kg of a plasmid construct comprising a polynucleotide sequence, SEQ ID NO:1, encoding the pro-apoptotic protein BAX and encoding SGAD, SEQ ID NO:6, or comprising a polynucleotide sequence, SEQ ID NO:2, encoding the adenoviral protein E3-GP19k, or comprising a polynucleotide sequence, SEQ ID NO:3, encoding  $\Delta$ BCL-2. The injection is repeated weekly for 3 weeks while the level of circulating anti-insulin and anti-GAD autoantibodies is monitored. The treatment is ended when the level of circulating anti-insulin and anti-GAD autoantibodies has returned to normal.

[0036] Although the present invention has been discussed in considerable detail with reference to certain preferred embodiments, other embodiments are possible. Therefore, the scope of the appended claims should not be limited to the description of preferred embodiments contained in this disclosure.

## SEQUENCE LISTING

5 <110> Loma Linda University  
 ESCHER, Alan P.  
 LI, Fengchun

<120> Substances for Preventing and Treating Autoimmune Diseases

10 <130> 14102-1PCT

<140> to be assigned  
 <141> 2003-08-06

15 <150> US 60/401,652  
 <151> 2002-08-06

<160> 7

20 <170> PatentIn version 3.2

<210> 1  
 <211> 579  
 <212> DNA  
 25 <213> Homo sapiens

<400> 1  
 atggacgggt ccggggagca gcccagagggc ggggggcccc ccagctctga gcagatcatg 60  
 30 aagacagggg cccttttgct tcagggtttc atccaggatc gagcagggcg aatggggggg 120  
 gaggcacccg agctggccct ggacccgggtg cctcaggatg cgtccaccaa gaagctgagc 180  
 35 gagtgtctca agcgcacg cgacgaactg gacagtaaca tggagctgca gaggatgatt 240  
 gccgccgtgg acacagactc cccccgagag gtctttttcc gagtggcagc tgacatgttt 300  
 tctgacggca acttcaactg gggccgggtt gtcgcccttt tctactttgc cagcaaactg 360  
 40 gtgctcaagg ccctgtgcac caaggtgccg gaactgatca gaaccatcat gggctggaca 420  
 ttggacttcc tccgggagcg gctgttgggc tggatccaag accaggggtg ttgggacggc 480  
 45 ctctctcct actttgggac gccacgtgg cagaccgtga ccatctttgt ggcgggagtg 540  
 ctcaaccgct cgctcaccat ctggaagaag atgggctga 579

50

55

EP 1 626 083 A1

<210> 2  
 <211> 492  
 <212> DNA  
 <213> Human adenovirus type 2

5

<400> 2  
 atgaggtaca tgatthtagg cttgctcgcc cttgcggcag tctgcagcgc tgccaaaaag 60  
 gttgagttta aggaaccagc ttgcaatggt acatttaaat cagaagctaa tgaatgact 120  
 actcttataa aatgcaccac agaacaatgaa aagcttatta ttcgccacaa agacaaaatt 180  
 ggcaagtatg ctgtatatgc tatttggcag ccaggtgaca ctaacgacta taatgtcaca 240  
 gtcttccaag gtgaaaatcg taaaactttt atgtataaat ttccatttta tgaaatgtgc 300  
 gatattacca tgtacatgag caaacagtac aagttgtggc cccacaaaa gtgtttagag 360  
 aacactggca ccttttggtc caccgctctg cttattacag cgcttgcttt ggtatgtacc 420  
 ttactttatc tcaaatacaa aagcagacgc agttttattg atgaaaagaa aatgccttga 480  
 ttttccgctt gc 492

25

<210> 3  
 <211> 599  
 <212> DNA  
 <213> Homo sapiens

30

<400> 3  
 atggcgcacg ctgggagaag tggttacgat aaccgggaga tagtgatgaa gtacatccat 60  
 tataagctgt cgcagagggg ctacgagtgg gatgctaccg cggctgccgc ggggcctgcg 120  
 ctcagcccgg tgccacctgt ggtccacctg accctccgcc aggccggcga cgactttctcc 180  
 cgccgctacc gccgcgactt cgccgagatg tccagccagc tgcacctgac gcccttcacc 240  
 gcgcggggat gctttgccac ggtggtggag gagctcttca gggacggggt gaactggggg 300  
 aggattgtgg ccttctttga gttcgggtggg gtcattgtgtg tggagagcgt caaccgggag 360  
 atgtcgcgcc tgggtggacaa catcgccctg tggatgactg agtacctgaa ccggcacctg 420  
 cacacctgga tccaggataa cggaggctgg gatgcctttg tggaaactgta cggccccagc 480

50

55

EP 1 626 083 A1

atgcggcctc tgtttgattt ctctggctg tctctgaaga ctctgctcag tttggccctg 540  
 5 gtgggagctt gcatcacctt gggcgcctat ctgggccaca agtgaagtca acatgcctg 599

<210> 4  
 <211> 619  
 10 <212> DNA  
 <213> Encephalomyocarditis virus

<400> 4  
 tctagataat acgactcact atagggcgaa ttccccctct cctcccccc cccctaactg 60  
 15 tactggccga agccgcttgg aataaggccg gtgtgcgttt gtctatatgt tattttccac 120  
 catattgccg tcttttggca atgtgagggc ccggaaacct ggccctgtct tcttgacgag 180  
 20 cattcctagg ggtctttccc ctctcgccaa aggaatgcaa ggtctgttga atgtcgtgaa 240  
 ggaagcagtt cctctggaag cttcttgaag acaaacaacg tctgtagcga ccctttgcag 300  
 gcagcggaac cccccacctg gcgacaggtg cctctgcggc caaaagccag gtgtataaga 360  
 25 tacacctgca aaggcggcac aaccccagtg ccacgttgtg agttggaata gttgtggaaa 420  
 gagtcaaatg gctctctca agcgtattca acaaggggct gaaggatgcc cagaaggtac 480  
 30 cccattgtat gggatctgat ctggggcctc ggtgcacatg ctttacatgt gtttagtcga 540  
 ggtaaaaaa cgtctagggc ccccaaccac ggggacgtgg ttttcctttg aaaaacacga 600  
 ttattatatt gcctctaga 619

<210> 5  
 <211> 1868  
 <212> DNA  
 40 <213> Homo sapiens

<400> 5  
 gagctccacc gcggtggcgg ccgctctaga ccaccatggc atctccgggc tctggctttt 60  
 45 ggtcttttcgg gtcggaagat ggctctgggg attccgagaa tcccggcaca gcgagagcct 120  
 ggtgccaaagt ggctcagaag ttcacggggc gcatcggaac caaactgtgc gcctgtctct 180  
 acggagacgc cgagaagccg gcggagagcg gcgggagcca acccccgcgg gccgcccgcc 240

55

EP 1 626 083 A1

5 ggaaggccgc ctgCGcctgc gaccagaagc cctgcagctg ctccaaagtg gatgtcaact 300  
 acgcgtttct ccatgcaaca gacctgctgc cggcgtgtga tggagaaagg ccactttgg 360  
 cgtttctgca agatgttatg aacattttac ttcagtatgt ggtgaaaagt ttcgatagat 420  
 10 caaccaaagt gattgatttc cattatccta atgagcttct ccaagaatat aattgggaat 480  
 tggcagacca accacaaaat ttggaggaaa ttttgatgca ttgccaaaca actctaaaat 540  
 atgcaattaa aacagggcat cctagatact tcaatcaact ttctactggt ttggatatgg 600  
 15 ttggattagc agcagactgg ctgacatcaa cagcaaatac taacatgttc acctatgaaa 660  
 ttgctccagt atttgtgctt ttggaatatg tcacactaaa gaaaatgaga gaaatcattg 720  
 20 gctggccagg gggctctggc gatgggatat tttctcccg tggcgccata tctaactatg 780  
 atgccatgat gatcgacgc ttaaatgatg tcccagaagt caaggagaaa ggaatggctg 840  
 ctcttcccag gctcattgcc ttcacgtctg aacatagtca tttttctctc aagaagggag 900  
 25 ctgcagcctt agggattgga agagacagcg tgattctgat taaatgtgat gagagagggg 960  
 aatgattcc atctgatctt gaaagaagga ttcttgaagc caaacagaaa gggtttgctc 1020  
 30 ctttcctcgt gagtgccaca gctggaacca ccgtgtacgg agcatttgac ccctcttag 1080  
 ctgtcgctga catttgcaaa aagtataaga tctggatgca tgtggatgca gcttggggtg 1140  
 ggggattact gatgtcccga aaacacaagt ggaaactgag tggcgtggag agggccaact 1200  
 35 ctgtgacgtg gaatccacac aagatgatgg gagtcccttt gcagtggctc gctctcctgg 1260  
 ttagagaaga gggattgatg cagaattgca accaaatgca tgctctctac ctctttcagc 1320  
 40 aagataaaca ttatgacctg tctatgaca ctggagacaa ggccttacag tgcggacgcc 1380  
 acgttgatgt ttttaacta tggctgatgt ggagggcaaa ggggactacc gggtttgaag 1440  
 cgcatgttga taaatgtttg gagttggcag agtatattata caacatcata aaaaaccgag 1500  
 45 aaggatatga gatggtgttt gatgggaagc ctgaggacac aaatgtctgc ttctggtaca 1560  
 ttctccaag cttgcgtact ctggaagaca atgaagagag aatgagtcgc ctctcgaagg 1620

50

55

EP 1 626 083 A1

5 tggctccagt gattaaagcc agaatgatgg agtatggaac cacaatggtc agctaccaac 1680  
 ccttgggaga caaggtcaat ttcttccgca tggatcatctc aaaccagcg gcaactcacc 1740  
 aagacattga ctctctgatt gaagaaatag aacgccttgg acaagattta taataacctt 1800  
 10 gctcaccaag ctgttccact tctctaggta gcgacctcga gcggccgctc gagggggggc 1860  
 ccggtacc . 1868

15 <210> 6  
 <211> 1638  
 <212> DNA  
 <213> Artificial

20 <220>  
 <223> secreted form of human GAD

<400> 6  
 atgtacagga tgcaactcct gtcttgcaat gcaactaagtc ttgcacttgt cacaacacagt 60  
 25 gcacactactt acgcgtttct ccatgcaaca gacctgctgc cggcgtgtga tggagaaagg 120  
 ccactttgg cgtttctgca agatgttatg aacattttac ttcagtatgt ggtgaaaagt 180  
 ttcgatagat caaccaaagt gattgatttc cattatccta atgagcttct ccaagaatat 240  
 30 aattgggaat tggcagacca accacaaaat ttggaggaaa ttttgatgca ttgccaaaca 300  
 actctaaaat atgcaattaa aacagggcat cctagatact tcaatcaact ttctactggg 360  
 35 ttggatatgg ttggattagc agcagactgg ctgacatcaa cagcaaatac taacatgttc 420  
 acctatgaaa ttgctccagt atttgtgctt ttggaatatg tcacactaaa gaaaatgaga 480  
 gaaatcattg gctggccagg gggctctggc gatgggatat tttctcccgg tggcgccata 540  
 40 tctaacatgt atgccatgat gatcgcacgc ttaaatgatgt tcccagaagt caaggagaaa 600  
 ggaatggctg ctcttcccag gctcattgcc ttcacgtctg aacatagtca tttttctctc 660  
 45 aagaagggag ctgcagcctt agggattgga agagacagcg tgattctgat taaatgtgat 720  
 gagagagggg aaatgattcc atctgatctt gaaagaagga ttcttgaagc caaacagaaa 780  
 gggtttgctc ctcttccctgt gagtgccaca gctggaacca ccgtgtacgg agcatttgac 840

50

55

EP 1 626 083 A1

cccctcttag ctgtcgctga catttgcaaa aagtataaga tctggatgca tgtggatgca 900  
 5 gcttgggggtg ggggattact gatgtcccga aaacacaagt ggaaactgag tggcgtggag 960  
 agggccaact ctgtgacgtg gaatccacac aagatgatgg gagtcccttt gcagtggctct 1020  
 gctctcctgg ttagagaaga gggattgatg cagaattgca accaaatgca tgcctcctac 1080  
 10 ctctttcagc aagataaaca ttatgacctg tcctatgaca ctggagacaa ggccttacag 1140  
 tgcggacgcc acgttgatgt ttttaaacta tggctgatgt ggagggcaaa ggggactacc 1200  
 gggtttgaag cgcattgtga taaatgtttg gagttggcag agtatttata caacatcata 1260  
 15 aaaaaccgag aaggatatga gatgggtgtt gatgggaagc ctgaggacac aaatgtctgc 1320  
 ttctggtaca ttctccaag cttgcgtact ctggaagaca atgaagagag aatgagtcgc 1380  
 20 ctctcgaagg tggctccagt gattaaagcc agaatgatgg agtatggaac cacaatggtc 1440  
 agtaccacac ccttgggaga caaggtcaat ttcttccgca tggcatctc aaaccagcg 1500  
 gcaactcacc aagacattga cttcctgatt gaagaaatag aacgccttgg acaagattta 1560  
 25 taataacctt gctaccaag ctgttccact tctctaggta gcgacctega gcgcccgctc 1620  
 gagggggggc ccggtacc 1638

30 <210> 7  
 <211> 1271  
 <212> DNA  
 <213> Artificial

35 <220>  
 <223> secreted form of Renilla luciferase

40 <400> 7  
 atgtacagga tgcaactcct gtcttgcatt gcactaagtc ttgcacttgt cacaaacagt 60  
 gcacctactg aattcagctt aaagatgact tcgaaagttt atgatccaga acaaaggaaa 120  
 cggatgataa ctgggtccgca gtggtgggcc agatgtaaac aaatgaatgt tcttgattca 180  
 45 tttattaatt attatgattc agaaaaacat gcagaaaatg ctgttatttt tttacatggt 240

50

55

aacggggcct cttcttattt atggcgacat gttgtgccac atattgagcc agtagcgcgg 300  
 5 tgtattatac cagatcttat tggatggggc aaatcaggca aatctggtaa tggttcttat 360  
 aggttacttg atcattacaa atatcttact gcatggtttg aacttcttaa ttaccaaag 420  
 aagatcattt ttgtcggcca tgattggggg gctgctttgg catttcatta tagctatgag 480  
 10 catcaagata agatcaaagc aatagttcac gctgaaagtg tagtagatgt gattgaatca 540  
 tgggatgaat ggcctgatat tgaagaagat attgcgttga tcaaacttga agaaggagaa 600  
 15 aaaatggttt tggagaataa cttcttcgtg gaaaccatgt tgccatcaaa aatcatgaga 660  
 aagttagaac cagaagaatt tgcagcatat cttgaacct tcaaagagaa aggtgaagtt 720  
 cgtcgtccaa cattatcatg gcctcgtgaa atcccgttag taaaagggtg taaacctgac 780  
 20 gttgtacaaa ttgttaggaa ttataatgct tatctacgtg caagtgatga tttaccaaaa 840  
 atgtttattg aatcggatcc aggattcttt tccaatgcta ttgttgaagg cgccaagaag 900  
 25 tttcctaata ctgaatttgt caaagtaaaa ggtcttcatt tttcgcaaga agatgcacct 960  
 gatgaaatgg gaaaatatat caaatcgtc gttgagcgag ttctcaaaaa tgaacaataa 1020  
 ttactttggt tttttattta ctttttccc gggtttaata atataaatgt cattttcaac 1080  
 30 aattttattt taactgaata tttcacaggg aacattcata tatgttgatt aatttagctc 1140  
 gaactttact ctgtcatatc attttggaat attacctctt tcaatgaaac tttataaaca 1200  
 35 gtggttcaat taattaatat atattataat tacatttgtt atgtaataaa ctcggtttta 1260  
 ttataaaaaa a 1271

40 **Claims**

- 45 1. Substance for preventing, delaying the onset of or treating one or more than one autoimmune disease, the substance comprising a polynucleotide construct comprising a polynucleotide sequence encoding the adenoviral protein E3-GP19k.
- 50 2. Substance for preventing, delaying the onset of or treating one or more than one autoimmune disease, the substance comprising a combination of a polynucleotide construct comprising a polynucleotide sequence encoding the adenoviral protein E3-GP19k and encoding one or more than one autoantigen for the autoimmune disease.
- 55 3. Substance according to any one of claims 1 to 2, wherein the autoimmune disease is type I diabetes.
4. Substance according to any one of claims 1 to 3, wherein the substance is used when anti-insulin or anti-GAD autoantibodies or both anti-insulin and anti-GAD autoantibodies occur in a patient.
5. Substance according to any one of claims 1 to 3, wherein the substance is used when increasing hyperglycemia occurs in a patient.

## EP 1 626 083 A1

6. Substance according to any one of claims 1 to 3, wherein the substance is used when the presence of glycosuria occurs in a patient.
- 5 7. Substance according to any one of claims 1 to 3, wherein the substance is used when a genetic predisposition to the autoimmune disease occurs in a patient.
- 10 8. Use of a polynucleotide construct comprising a polynucleotide sequence encoding the adenoviral protein E3-GP19k for the manufacture of a medicament for preventing, delaying the onset of or treating one or more than one autoimmune disease.
- 15 9. Use of a polynucleotide construct comprising a combination of a polynucleotide construct comprising a polynucleotide sequence encoding the adenoviral protein E3-GP19k and encoding one or more than one autoantigen for the autoimmune disease for the manufacture of a medicament for preventing, delaying the onset of or treating one or more than one autoimmune disease.
- 20 10. Use according to any one of claims 8 to 9, where the autoimmune disease is type I diabetes.
- 25 11. Use according to any one of claims 8 to 10, wherein the medicament is used when anti-insulin or anti-GAD autoantibodies or both anti-insulin and anti-GAD autoantibodies occur in a patient.
- 30 12. Use according to any one of claims 8 to 10, wherein the medicament is used when increasing hyperglycemia occurs in a patient.
- 35 13. Use according to any one of claims 8 to 10, wherein the medicament is used when the presence of glycosuria occurs in a patient.
- 40 14. Use according to any one of claims 8 to 10, wherein the medicament is used when a genetic predisposition to the autoimmune disease occurs in a patient.
- 45 15. Use according to any one of claims 8 to 14, where the medicament is manufactured in dosage units of between 0.5 mg to 5 mg, preferably between 1 mg to 4 mg, most preferably between 2.5 mg to 3 mg.
- 50 16. Use according to any one of claims 8 to 15, where the medicament is manufactured in a form suitable for intramuscular administration.
- 55 17. Use according to any one of claims 10 to 15, where the medicament is manufactured in a form suitable for intravenous administration.

*FIG. 1*

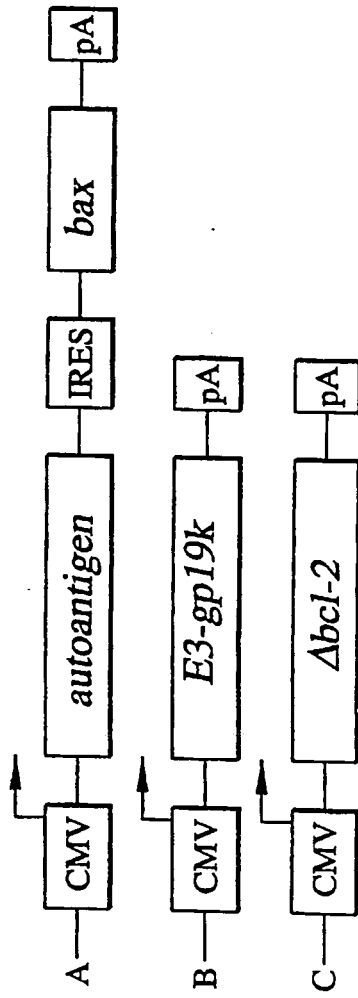
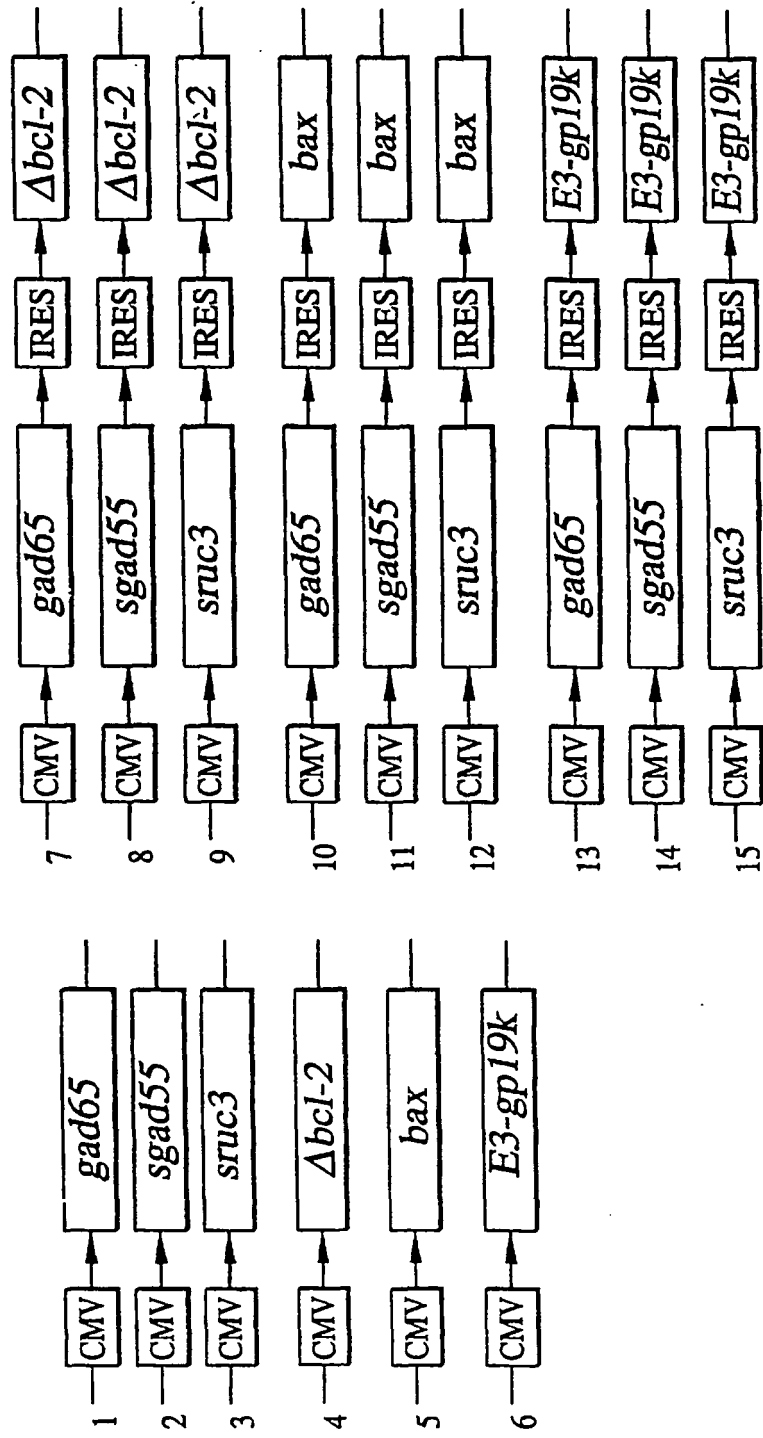


FIG. 2





DOCUMENTS CONSIDERED TO BE RELEVANT			
Category	Citation of document with indication, where appropriate, of relevant passages	Relevant to claim	CLASSIFICATION OF THE APPLICATION (IPC)
A	FILIPPOVA M ET AL: "Effects of plasmid DNA injection on cyclophosphamide-accelerated diabetes in NOD mice" DNA AND CELL BIOLOGY, NEW YORK, NY, US, vol. 20, no. 3, 1 March 2001 (2001-03-01), pages 175-181, XP002295859 ISSN: 1044-5498 * the whole document *	1-17	C12N5/00 C12N15/00 C12N15/87 A61K48/00
A	VON HERRATH MATTHIAS G ET AL: "Expression of adenoviral E3 transgenes in beta cell prevents autoimmune diabetes" PROCEEDINGS OF THE NATIONAL ACADEMY OF SCIENCES OF THE UNITED STATES OF AMERICA, vol. 94, no. 18, 1997, pages 9808-9813, XP002356679 ISSN: 0027-8424 * abstract *	1-17	
A	EFRAF SHIMON ET AL: "Adenovirus early region 3 (E3) immunomodulatory genes decrease the incidence of autoimmune diabetes in NOD mice" DIABETES, vol. 50, no. 5, May 2001 (2001-05), pages 980-984, XP002356681 ISSN: 0012-1797 * abstract *	1-17	TECHNICAL FIELDS SEARCHED (IPC) A61K
----- -/--			
The present search report has been drawn up for all claims			
Place of search The Hague		Date of completion of the search 1 December 2005	Examiner Noë, V
CATEGORY OF CITED DOCUMENTS X : particularly relevant if taken alone Y : particularly relevant if combined with another document of the same category A : technological background O : non-written disclosure P : intermediate document		T : theory or principle underlying the invention E : earlier patent document, but published on, or after the filing date D : document cited in the application L : document cited for other reasons ..... & : member of the same patent family, corresponding document	

5

EPO FORM 1503 03.82 (P04C01)



DOCUMENTS CONSIDERED TO BE RELEVANT				
Category	Citation of document with indication, where appropriate, of relevant passages	Relevant to claim	CLASSIFICATION OF THE APPLICATION (IPC)	
A	PIERCE MELISSA A ET AL: "Adenovirus early region 3 antiapoptotic 10.4K, 14.5K, and 14.7K genes decrease the incidence of autoimmune diabetes in NOD mice." DIABETES, vol. 52, no. 5, May 2003 (2003-05), pages 1119-1127, XP002356680 ISSN: 0012-1797 * abstract *	1-17		
A	ILAN Y ET AL: "Insertion of the adenoviral E3 region into a recombinant viral vector prevents antiviral humoral and cellular immune responses and permits long-term gene expression" PROCEEDINGS OF THE NATIONAL ACADEMY OF SCIENCES OF USA, NATIONAL ACADEMY OF SCIENCE, WASHINGTON, DC, US, vol. 94, no. 6, 1997, pages 2587-2592, XP002143015 ISSN: 0027-8424 * abstract *	1-17		TECHNICAL FIELDS SEARCHED (IPC)
A	WO 00/59538 A (THE JOHN HOPKINS UNIVERSITY; AUGUST, J., THOMAS; LEONG, KAM, W; GEORGA) 12 October 2000 (2000-10-12) * abstract * * page 2, lines 14-17 * * page 3, lines 5-8 * * page 5, lines 12-19 * * claims 24,28,31,32 *	1-17		
----- -/--				
The present search report has been drawn up for all claims				
Place of search <b>The Hague</b>		Date of completion of the search <b>1 December 2005</b>	Examiner <b>Noë, V</b>	
<b>CATEGORY OF CITED DOCUMENTS</b> X : particularly relevant if taken alone Y : particularly relevant if combined with another document of the same category A : technological background O : non-written disclosure P : intermediate document		T : theory or principle underlying the invention E : earlier patent document, but published on, or after the filing date D : document cited in the application L : document cited for other reasons ..... & : member of the same patent family, corresponding document		

5 EPO FORM 1503 03.02 (P04C01)



DOCUMENTS CONSIDERED TO BE RELEVANT			
Category	Citation of document with indication, where appropriate, of relevant passages	Relevant to claim	CLASSIFICATION OF THE APPLICATION (IPC)
A	<p>TOKUI M ET AL: "Studies on the Prevention of Diabetes in NOD Mice by Intramuscular Administration of Plasmid Expressing GAD and IL-4"</p> <p>CHEMICAL ABSTRACTS + INDEXES, AMERICAN CHEMICAL SOCIETY. COLUMBUS, US, vol. 25, no. 125, 1996, page 1148, XP002086509 ISSN: 0009-2258 * abstract *</p> <p style="text-align: center;">-----</p>	1-17	
			TECHNICAL FIELDS SEARCHED (IPC)
The present search report has been drawn up for all claims			
Place of search <b>The Hague</b>		Date of completion of the search <b>1 December 2005</b>	Examiner <b>Noë, V</b>
<p>CATEGORY OF CITED DOCUMENTS</p> <p>X : particularly relevant if taken alone Y : particularly relevant if combined with another document of the same category A : technological background O : non-written disclosure P : intermediate document</p>		<p>T : theory or principle underlying the invention E : earlier patent document, but published on, or after the filing date D : document cited in the application L : document cited for other reasons ..... &amp; : member of the same patent family, corresponding document</p>	

5  
EPO FORM 1503 03.02 (P04C01)

**ANNEX TO THE EUROPEAN SEARCH REPORT  
ON EUROPEAN PATENT APPLICATION NO.**

EP 05 02 1002

This annex lists the patent family members relating to the patent documents cited in the above-mentioned European search report. The members are as contained in the European Patent Office EDP file on the above-mentioned patent documents. The European Patent Office is in no way liable for these particulars which are merely given for the purpose of information.

01-12-2005

Patent document cited in search report	Publication date	Patent family member(s)	Publication date
WO 0059538 A	12-10-2000	AU 773279 B2	20-05-2004
		AU 4336200 A	23-10-2000
		CA 2368225 A1	12-10-2000
		EP 1165125 A2	02-01-2002
-----			